

AD-A269 757

ION PAGE

Form Approved
OMB No 0704-0188

4

Pub
code
Date



Page 1 hour per response, including the collection of information. See Washington Headquarters Services, Directorate for Information Operations and Reports, Management and Budget, Paperwork Reduction Project (0704-0188), Washington, DC 20503.

1. AGENCY USE ONLY (Leave blank) 2. REPORT DATE 9-2-92 3. REPORT TYPE AND DATES COVERED 3-15-90 to 9-15-92

4. TITLE AND SUBTITLE
The Synthesis of Chemiluminescent Flavoabzymes and Their Use in Metal Ion Detection
5. FUNDING NUMBERS
N00014-90-J-1711

6. AUTHOR(S)
Thomas C. Bruice

7. PERFORMING ORGANIZATION NAME(S) AND ADDRESS(ES)
University of California at Santa Barbara
Department of Chemistry
Santa Barbara, CA 93106
8. PERFORMING ORGANIZATION REPORT NUMBER

9. SPONSORING/MONITORING AGENCY NAME(S) AND ADDRESS(ES)
Office of Naval Research
800 N. Quincy Street
Arlington, VA 22217-5000
10. MONITORING AGENCY REPORT NUMBER
NTIS CRA&I
DTIC TAB
Unannounced
Justification

11. SUPPLEMENTARY NOTES
By
Distribution/

12a. DISTRIBUTION AVAILABILITY STATEMENT
Distribution unlimited
12b. DISTRIBUTION CODES
Dist Avail and/or Special
A-1
DTIC QUALITY INSPECTED 1

DTIC ELECTED
SEP 24 1993
S E D

13. ABSTRACT
The ultimate goal of this research is to develop chemiluminescent (CL) abzymes and a technology for their use in metal ion detection. Four objectives must be reached in sequential order: 1st, a molecule (hapten) which resembles in space requirements an intermediate in a CL reaction must be synthesized; 2nd, a hapten protein conjugate (antigen) must be prepared and used to obtain monoclonal antibodies (Mab's); 3rd, one or more of the Mab's must catalyze the given CL reaction; and 4th, the hapten must be modifiable such that the CL Mab's become specific complexers of metal ions. Accomplishment of the 1st objective would provide the first Mab mimic of bioluminescence. Attempts to synthesize a hapten to generate CL flavoabzymes will be discussed as will progress in the synthesis of a hapten to be used to prepare abzymes to catalyze the CL reaction of H₂O₂ with oxalate esters

93 0 22 0 2 2 SEP 17 1993

14. SUBJECT TERMS
Monoclonal antibodies (Mab's); Abzymes; hapten; antigen; chemiluminescence (CL); bioluminescence

15. SECURITY CLASSIFICATION
Unclassified
16. SECURITY CLASSIFICATION
Unclassified
17. SECURITY CLASSIFICATION
Unclassified
18. SECURITY CLASSIFICATION
UL

93-22155

908

**FINAL REPORT ON CONTRACT
N00014-90-J-1711**

R&T CODE441S005

PRINCIPAL INVESTIGATOR: Thomas C. Bruice

CONTRACTOR: University of California at Santa Barbara. Santa Barbara, CA 93106

CONTRACT TITLE: The Synthesis of Chemiluminescent Flavoabzymes and Their Use in Metal Ion Detection

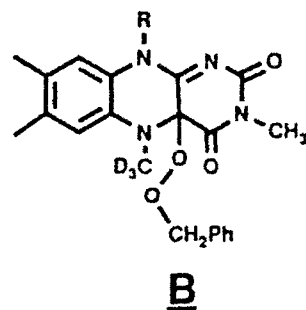
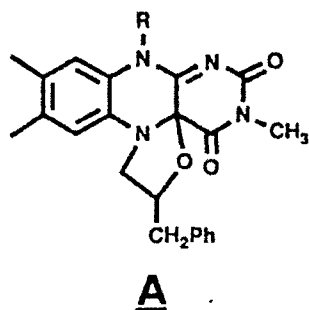
PERIOD OF PERFORMANCE: 15 March 1990 to 15 September 1992
(This includes a six month extension without additional funds)

RESEARCH OBJECTIVE: The ultimate goal of this research was to develop chemiluminescent (CL) abzymes and a technology for their use in metal ion detection. To this time catalysis of a CL reaction by an antibody is unknown.

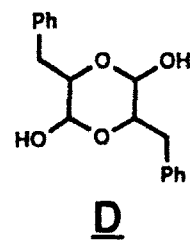
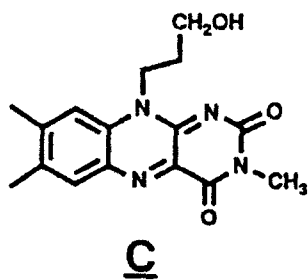
PROGRESS REPORT:

Three approaches have been used. We first involved ourselves in the synthesis of a hapten suitable to the generation of monoclonal flavoabzymes which mimic the bacterial luciferase flavoenzyme bioluminescence. The objective of the second approach was to employ a known fluorescent fluorescein-Mab containing an engineered metal ion binding site adjacent to the fluorescein binding site. Our plan here was to design a flavin that could replace the fluorescein to directly provide a CL flavoabzyme with the desired metal ion binding site. The third thrust has been to synthesize a hapten which would make it possible to generate Mab's which stabilize a key intermediate in the CL reaction of oxalate diesters with hydrogen peroxide.

The 1st phase of the study involved approaches to the synthesis of a molecule (structure A) which has the space requirements of a 4a-benzyl hydroperoxide adduct of a 4a,5-dihydroflavin (Structure B) and also has a "tail" (R) that can be attached to the carrier kehole limpet hemocyanin protein to form an antigen.

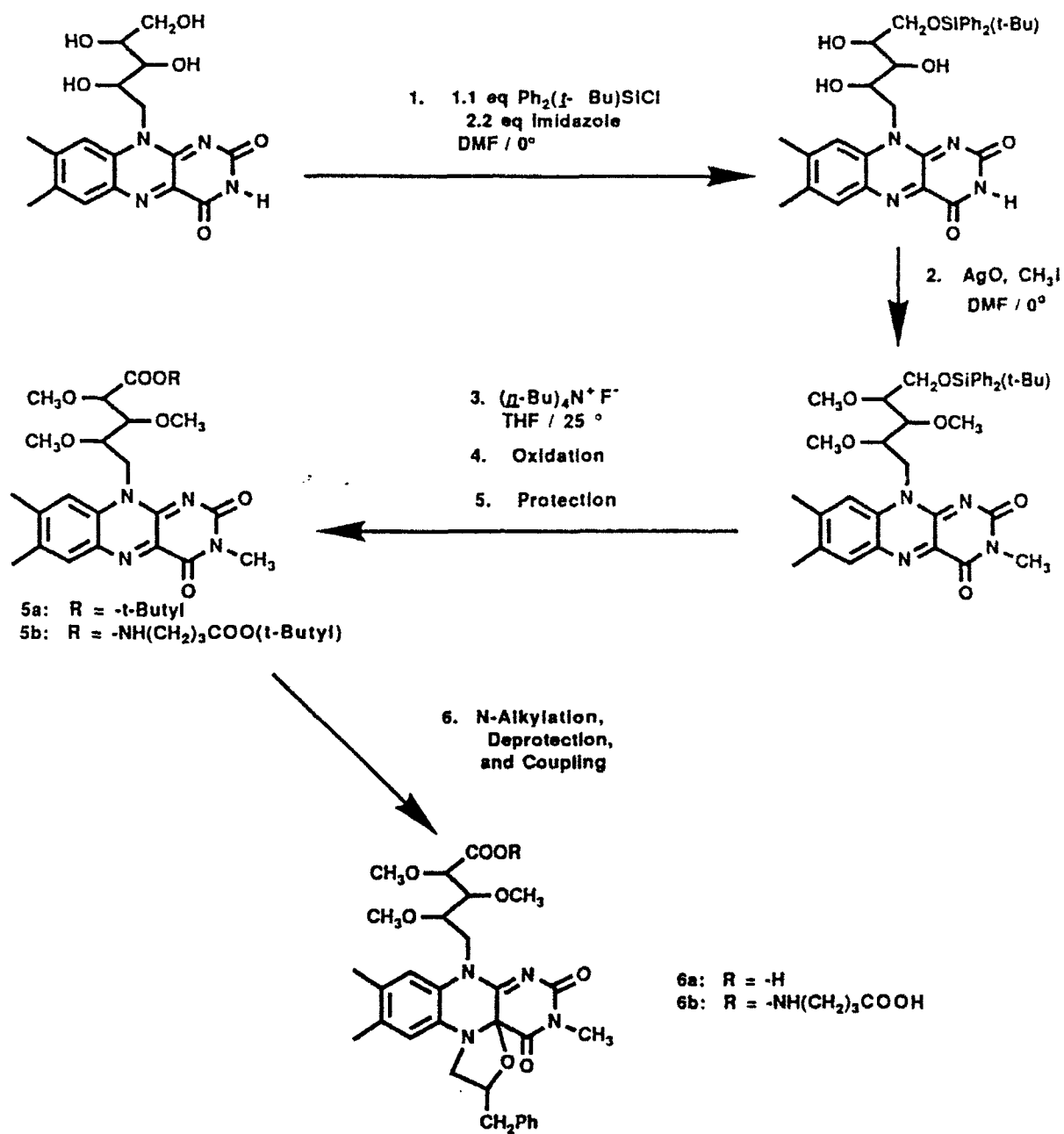


The first attempted synthetic sequence (Scheme I) involved $\text{Ph}_2(\text{tert-Bu})\text{SiCl}$ silylation of the primary ribityl hydroxyl group of riboflavin followed by methylation of the remaining three secondary ribityl hydroxyl groups using $(\text{AgO} + \text{MeI})/\text{DMF}$. The silylation reaction of Scheme I was successful (85%); however, we were not able to carry out the methylation reaction, recovering N(3)-methyl silylated riboflavin and products of partial methylation. We then turned to the use of N(3)-methyl-N(10)-hydroxyethyl lumiflavin (C) as a starting material (Scheme II). A clean procedure for the N(5)-alkylation of lumiflavin (Fl_{ox}) is through the formation of an imine with 1,5-dihydrolumiflavin (FlH_2) followed by reduction (Scheme III; S. Ball; T. C. Bruce, *J. Am. Chem. Soc.*, 1981, 103,5494). With the idea to adapt this general procedure, the aldehyde [(S)- $\text{PhCH}_2\text{CH}(\text{OH})\text{CHO}$] was prepared (20%) and the α -hydroxyl group benzylated. Blocking the α -hydroxyl group is required since the α -hydroxyaldehyde (S)- $\text{PhCH}_2\text{CH}(\text{OH})\text{CHO}$ exists entirely as the unreactive dioxane(D). Succinylation of the hydroxyethyl function at

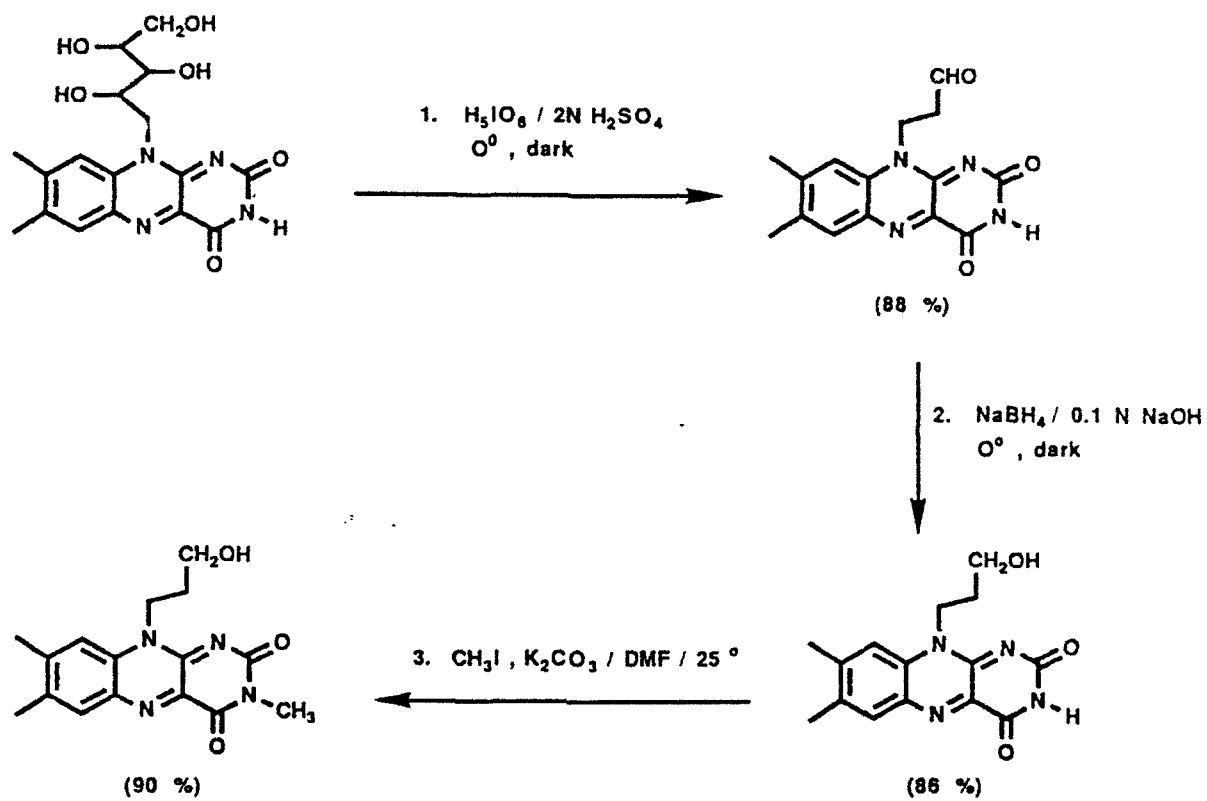


N(10) of the product of Scheme IV would provide the hapten target molecule. Unfortunately the oxidative ring closure (last reaction of Scheme IV) did not provide the desired product but resulted in N(5) dealkylation.

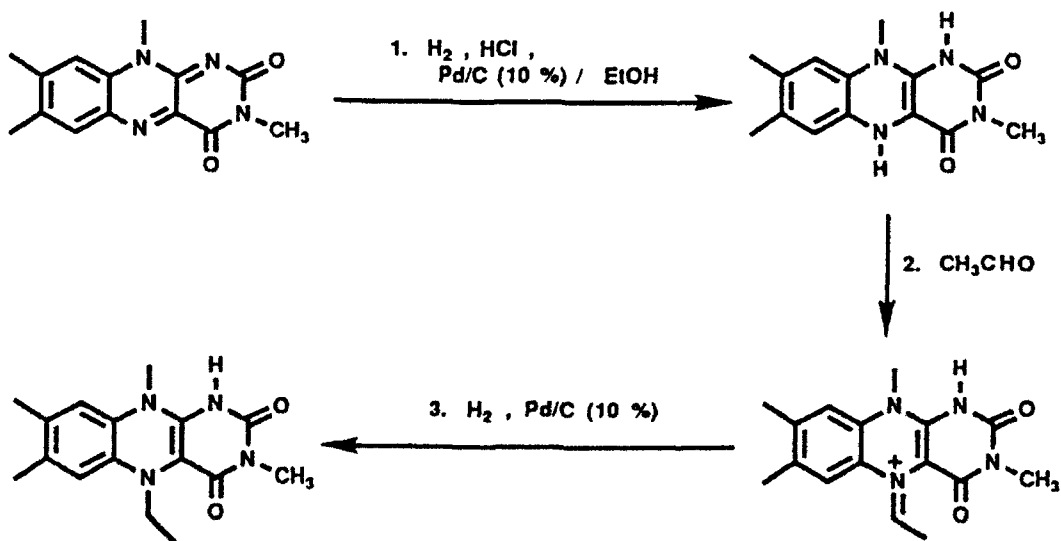
Scheme 1



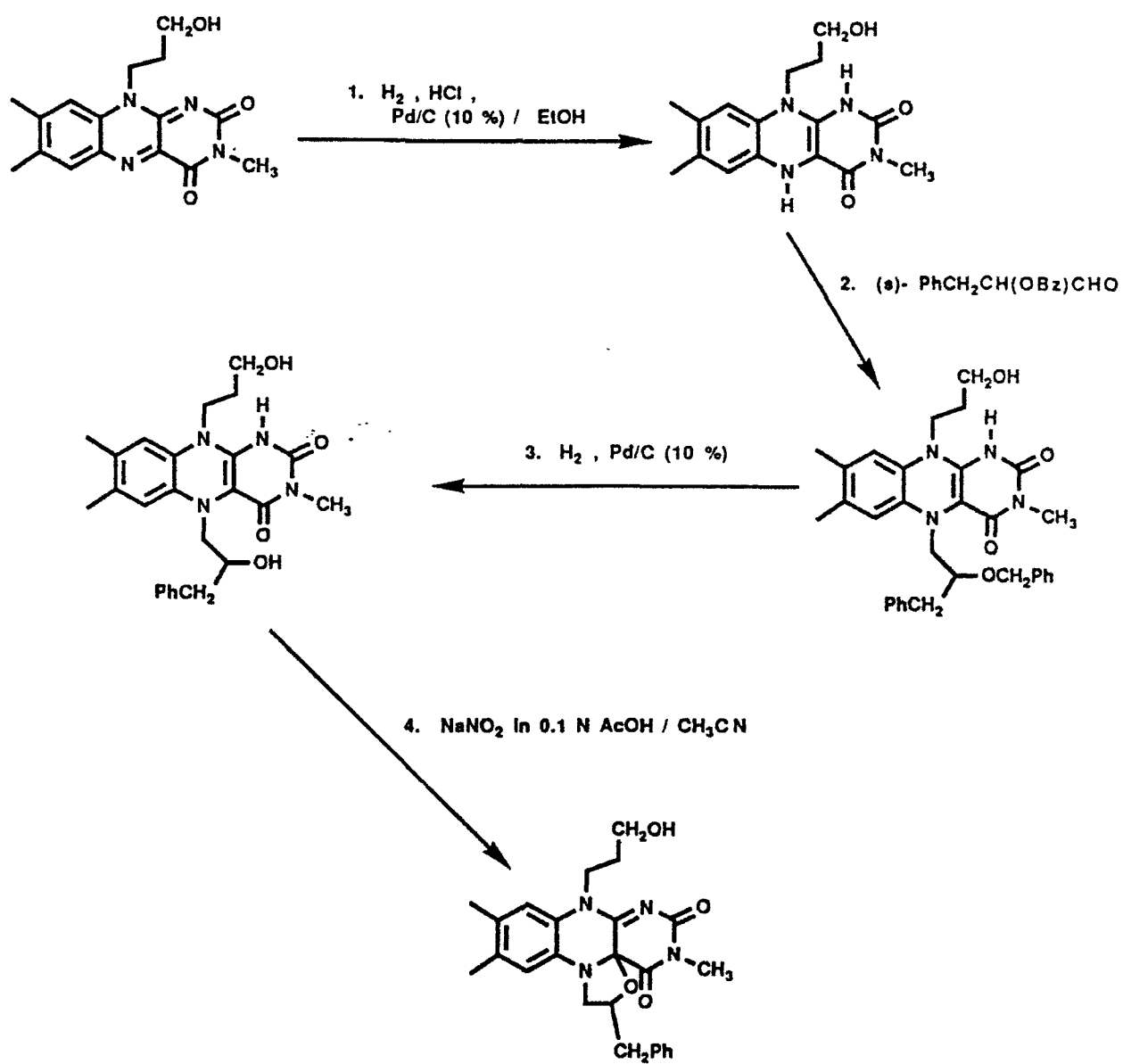
Scheme II



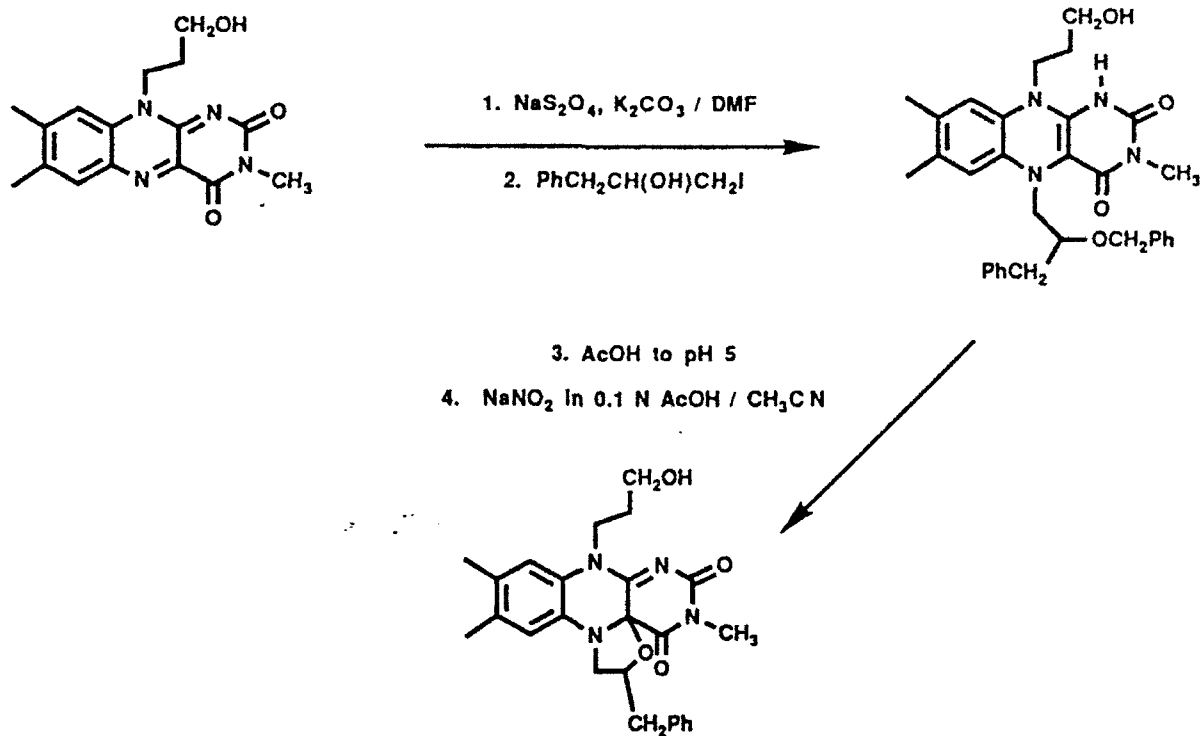
Scheme III



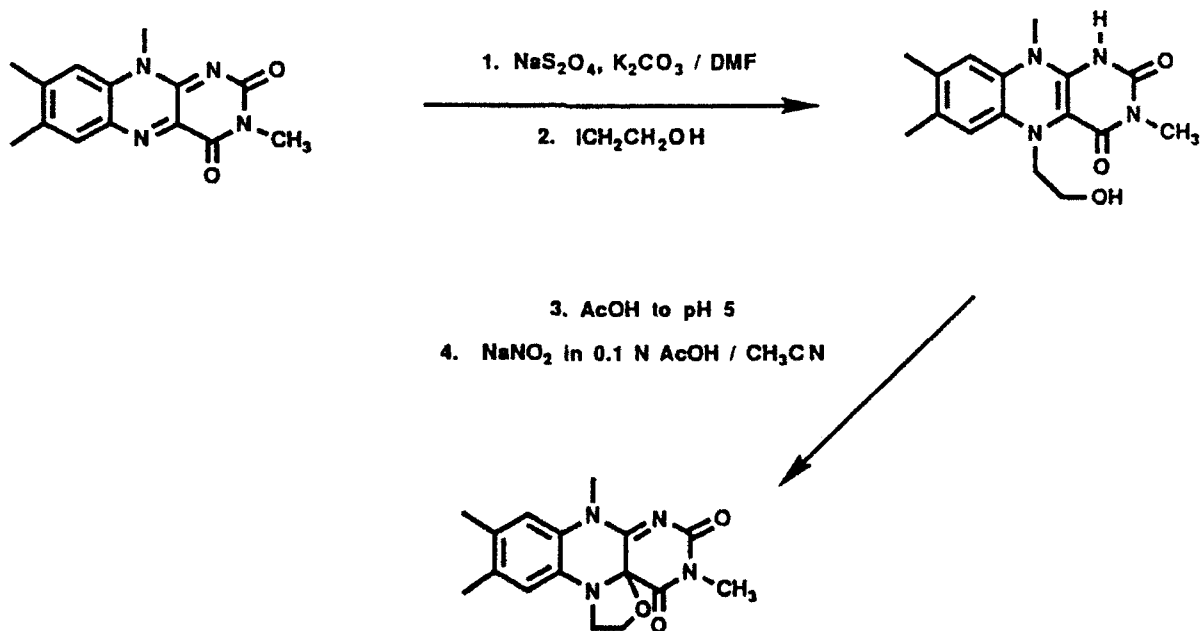
Scheme IV



Scheme V

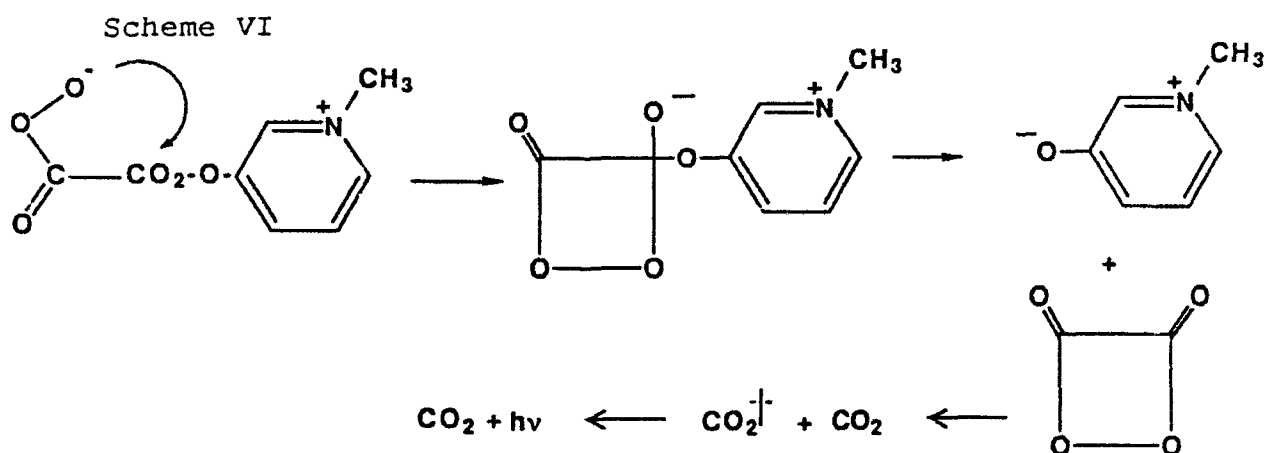


Scheme VI



The Lerner group at Scripps had redesigned a fluorescein binding MAb such that a metal binding pocket resides next to the bound fluorescein dye (Iverson, B.L.; Iverson, S.A.; Roberts, V. A.; Getzoff, E.D.; Tainer, J.A.; Benkovic, S. J.; Lerner, R. A. *Science* 249, 659 (1990)) They found that metal binding quenched the fluorescence of the MAb bound fluorescein. It struck us that a splendid alternate approach would be to use this MAb to complex a flavin in place of the fluorescein dye. Using the assigned three-dimensional structure of the MAb and computer docking experiments along with AM1 calculations, we determined that 7-fluoro-8-hydroxy-isoalloxazine would be an excellent flavin replacement for fluorescein. The synthesis of 7-fluoro-8-hydroxyisoalloxazine was initiated. We put this approach aside when the cell-line for production of this particular MAb was lost.

Our 3rd approach, involves the synthesis of an antigen to elicit an antibody which would stabilize a key intermediate in the reaction of oxalate diesters with hydrogen peroxide. This much studied CL reaction involves the formation and decomposition of a dioxetane (Scheme VI; R.E. Milofsky, J.W. Birks, *K. A. Chem. Soc.* 113, 9715 (1991)). The synthetic sequence which we have followed in the



preparation of an antigen is shown in the Scheme VII. This synthetic approach has been successful and sufficient quantities of 10 have been sent to Professor Stephen Benkovic who will oversee the preparation of Mab's.

INVENTIONS. None

PUBLICATIONS. None but we do anticipate a publication

Scheme VII

