

(127)

AD-A271 970



L02

Department of Defense

SELECTED MEDICAL CARE STATISTICS

Quarter Ending June 30, 1993

DTIC
SELECTE
NOV 03 1993
S B



DISTRIBUTION STATEMENT A
Approved for Public Release
Distribution Unlimited

93-26331



93 10 29 06 5

Department of Defense Selected Medical Care Statistics

Quarter Ending June 30, 1993

Washington Headquarters Services
Directorate for Information
Operations and Reports

FOR SALE BY THE SUPERINTENDENT OF DOCUMENTS
U. S. GOVERNMENT PRINTING OFFICE
WASHINGTON, D. C. 20402

DTIC and NTIS identification number for this publication is DIOR/L02-93/03

FOREWORD

Selected Medical Care Statistics (SMCS) is a quarterly publication prepared by the Washington Headquarters Services, Directorate for Information Operations and Reports (WHS/DIOR) of the Office of the Secretary of Defense.

SMCS presents quarterly summary data concerning medical care provided at fixed military medical facilities located in: (1) the United States and (2) outside the United States, in territories, possessions, and foreign countries. This publication contains pie charts which are based on the percentage of the DoD worldwide total for each of the categories. Admissions and beds occupied by dependents of other uniformed personnel (Public Health Service (PHS), Coast Guard (CG), National Oceanic Atmospheric Administration (NOAA)) are less than one percent and are included in the "other" category on applicable charts and graphs.

This publication is generated from a data base developed and maintained in consonance with Department of Defense Instruction (DoDI) 6015.14, July 13, 1990, under Report Control Symbol DA&M(Q)1474, by the Manpower Management Information Division of WHS/DIOR.

Accession For	
NTIS GRA&I	<input checked="" type="checkbox"/>
DTIC TAB	<input type="checkbox"/>
Unannounced	<input type="checkbox"/>
Justification	
By	
Distribution/	
Availability Codes	
AVAIL AND/OR	
DIST	Special

DTIC QUALITY INSPECTION 5

TABLE OF CONTENTS

TABLE NUMBER		PAGE
Table 1.1	Operating Beds/Operating Bassinets/Beds Occupied - Worldwide.....	1
Figure 1.1	Beds Occupied - Worldwide Summary.....	3
Table 1.2	Operating Beds/Operating Bassinets/Beds Occupied in the United States.....	4
Table 1.3	Operating Beds/Operating Bassinets/Beds Occupied Outside the United States.....	6
Table 2.1	Admissions - Worldwide.....	8
Figure 2.1	Admissions - Worldwide Summary.....	10
Table 2.2	Admissions in the United States.....	11
Table 2.3	Admissions Outside the United States.....	13
Table 3.1	Outpatient Visits and Live Births - Worldwide.....	15
Figure 3.1	Outpatient Visits - Worldwide Summary.....	17
Table 3.2	Outpatient Visits and Live Births in the United States.....	18
Table 3.3	Outpatient Visits and Live Births Outside the United States.....	20
	GLOSSARY.....	23

**TABLE 1.1
DEPARTMENT OF DEFENSE
OPERATING BEDS/OPERATING BASSINETS/BEDS OCCUPIED
AT FIXED MILITARY FACILITIES - WORLDWIDE
FOR QUARTER ENDING JUNE 30, 1993**

WORLDWIDE	DOD TOTAL	ARMY FACILITIES	NAVY FACILITIES	AIR FORCE FACILITIES
NUMBER OF OPERATING BEDS - TOTAL	12,437	5,368	3,378	3,691
NUMBER OF OPERATING BASSINETS - TOTAL	1,782	528	221	1,033
NUMBER OF BEDS OCCUPIED (DAILY AVERAGE (ADPL)) - TOTAL	7,614	3,729	1,846	2,039
BEDS OCCUPIED BY US ACTIVE DUTY UNIFORMED PERSONNEL - TOTAL	2,573	1,141	839	593
MILITARY - TOTAL	2,549	1,136	828	585
ARMY	1,103	970	48	85
NAVY-MARINE CORPS	889	84	752	53
AIR FORCE	557	82	28	447
OTHER UNIFORMED PERSONNEL (PHS, CG, NOAA) - TOTAL	24	5	11	8
BEDS OCCUPIED BY RETIRED US UNIFORMED PERSONNEL - TOTAL	1,513	732	301	480
RETIRED MILITARY - TOTAL	1,498	728	294	476
ARMY	640	490	55	95
NAVY-MARINE CORPS	345	82	196	67
AIR FORCE	513	156	43	314
OTHER RETIRED UNIFORMED PERSONNEL (PHS, CG, NOAA) - TOTAL	15	4	7	4

Prepared by: Washington Headquarters Services
Directorate for Information
Operations and Reports

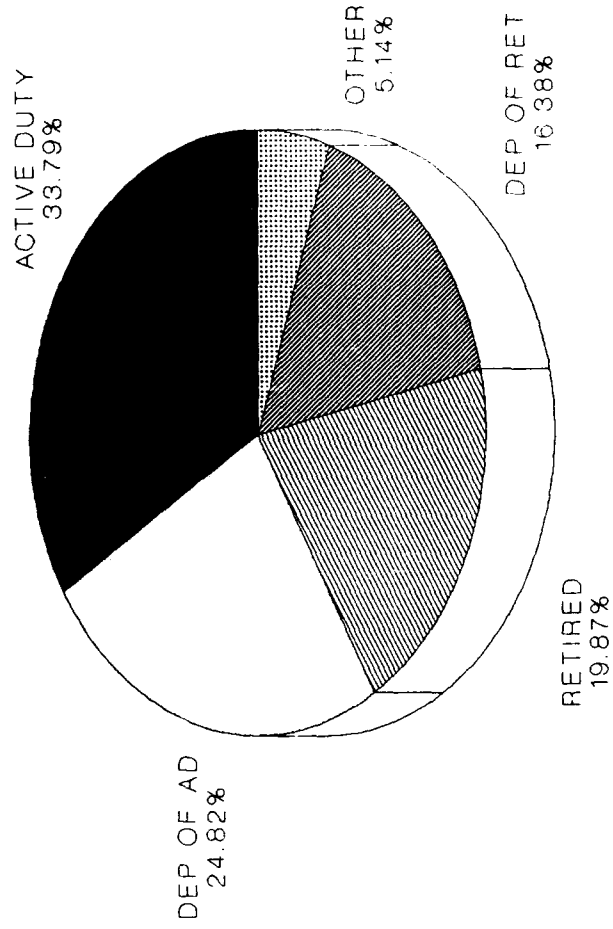
**TABLE 1.1
DEPARTMENT OF DEFENSE
OPERATING BEDS/OPERATING BASSINETS/BEDS OCCUPIED
AT FIXED MILITARY FACILITIES - WORLDWIDE
FOR QUARTER ENDING JUNE 30, 1993**

WORLDWIDE	DOD TOTAL	ARMY FACILITIES	NAVY FACILITIES	AIR FORCE FACILITIES
BEDS OCCUPIED BY DEPENDENTS OF US ACTIVE DUTY MILITARY PERSONNEL	- TOTAL 1,890	953	436	501
ARMY	832	747	28	57
NAVY-MARINE CORPS	518	87	376	55
AIR FORCE	540	119	32	389
BEDS OCCUPIED BY DEPENDENTS OF RETIRED AND DECEASED US MILITARY PERSONNEL	- TOTAL 1,247	602	232	413
ARMY	553	430	41	82
NAVY-MARINE CORPS	273	57	156	60
AIR FORCE	421	115	35	271
BEDS OCCUPIED BY DEPENDENTS OF OTHER UNIFORMED PERSONNEL (PHS, CG, NOAA)	- TOTAL 31	10	11	10
BEDS OCCUPIED BY ALL OTHER BENEFICIARIES	- TOTAL 360	291	27	42

Prepared by: Washington Headquarters Services
Directorate for Information
Operations and Reports

BEDS OCCUPIED - WORLDWIDE SUMMARY

QUARTER ENDING JUNE 30, 1993



Prepared by: Washington Headquarters Services
Directorate for Information
Operations and Reports

FIGURE 1.1

**TABLE 1.2
DEPARTMENT OF DEFENSE
OPERATING BEDS/OPERATING BASSINETS/BEDS OCCUPIED
AT FIXED MILITARY FACILITIES IN THE UNITED STATES
FOR QUARTER ENDING JUNE 30, 1993**

UNITED STATES	DOD TOTAL	ARMY FACILITIES	NAVY FACILITIES	AIR FORCE FACILITIES
NUMBER OF OPERATING BEDS - TOTAL	11,128	4,718	2,949	3,461
NUMBER OF OPERATING BASSINETS - TOTAL	1,552	433	181	938
NUMBER OF BEDS OCCUPIED (DAILY AVERAGE (ADPL)) - TOTAL	6,912	3,355	1,629	1,928
BEDS OCCUPIED BY US ACTIVE DUTY UNIFORMED PERSONNEL - TOTAL	2,204	944	721	539
MILITARY - TOTAL	2,181	939	711	531
ARMY	930	805	44	81
NAVY-MARINE CORPS	774	76	649	49
AIR FORCE	477	58	18	401
OTHER UNIFORMED PERSONNEL (PHS, CG, NOAA) - TOTAL	23	5	10	8
BEDS OCCUPIED BY RETIRED US UNIFORMED PERSONNEL - TOTAL	1,478	711	290	477
RETIRED MILITARY - TOTAL	1,463	707	283	473
ARMY	620	475	51	94
NAVY-MARINE CORPS	339	81	191	67
AIR FORCE	504	151	41	312
OTHER RETIRED UNIFORMED PERSONNEL (PHS, CG, NOAA) - TOTAL	15	4	7	4

Prepared by: Washington Headquarters Services
Directorate for Information
Operations and Reports

**TABLE 1.2
DEPARTMENT OF DEFENSE
OPERATING BEDS/OPERATING BASSINETS/BEDS OCCUPIED
AT FIXED MILITARY FACILITIES IN THE UNITED STATES
FOR QUARTER ENDING JUNE 30, 1993**

UNITED STATES	DOD TOTAL	ARMY FACILITIES	NAVY FACILITIES	AIR FORCE FACILITIES
BEDS OCCUPIED BY DEPENDENTS OF US ACTIVE DUTY MILITARY PERSONNEL	1,660	836	370	454
- TOTAL				
ARMY	733	655	23	55
NAVY-MARINE CORPS	464	84	329	51
AIR FORCE	463	97	18	348
BEDS OCCUPIED BY DEPENDENTS OF RETIRED AND DECEASED US MILITARY PERSONNEL	1,227	592	225	410
- TOTAL				
ARMY	543	423	39	81
NAVY-MARINE CORPS	268	56	152	60
AIR FORCE	416	113	34	269
BEDS OCCUPIED BY DEPENDENTS OF OTHER UNIFORMED PERSONNEL (PHS, CG, NOAA)	30	10	10	10
- TOTAL				
BEDS OCCUPIED BY ALL OTHER BENEFICIARIES	313	262	13	38
- TOTAL				

Prepared by: Washington Headquarters Services
Directorate for Information
Operations and Reports

**TABLE 1.3
DEPARTMENT OF DEFENSE
OPERATING BEDS/OPERATING BASSINETS/BEDS OCCUPIED
AT FIXED MILITARY FACILITIES OUTSIDE THE UNITED STATES
FOR QUARTER ENDING JUNE 30, 1993**

OUTSIDE UNITED STATES	DOD TOTAL	ARMY FACILITIES	NAVY FACILITIES	AIR FORCE FACILITIES
NUMBER OF OPERATING BEDS - TOTAL	1,309	650	429	230
NUMBER OF OPERATING BASSINETS - TOTAL	230	95	40	95
NUMBER OF BEDS OCCUPIED (DAILY AVERAGE (ADPL)) - TOTAL	702	374	217	111
BEDS OCCUPIED BY US ACTIVE DUTY UNIFORMED PERSONNEL - TOTAL	369	197	118	54
MILITARY - TOTAL	368	197	117	54
ARMY	173	165	4	4
NAVY-MARINE CORPS	115	8	103	4
AIR FORCE	80	24	10	46
OTHER UNIFORMED PERSONNEL (PHS,CG,NOAA) - TOTAL	1	0	1	0
BEDS OCCUPIED BY RETIRED US UNIFORMED PERSONNEL - TOTAL	35	21	11	3
RETIRED MILITARY - TOTAL	35	21	11	3
ARMY	20	15	4	1
NAVY-MARINE CORPS	6	1	5	0
AIR FORCE	9	5	2	2
OTHER RETIRED UNIFORMED PERSONNEL (PHS,CG,NOAA) - TOTAL	0	0	0	0

Prepared by: Washington Headquarters Services
Directorate for Information
Operations and Reports

**TABLE 1.3
DEPARTMENT OF DEFENSE
OPERATING BEDS/OPERATING BASSINETS/BEDS OCCUPIED
AT FIXED MILITARY FACILITIES OUTSIDE THE UNITED STATES
FOR QUARTER ENDING JUNE 30, 1993**

OUTSIDE UNITED STATES	DOD TOTAL	ARMY FACILITIES	NAVY FACILITIES	AIR FORCE FACILITIES
BEDS OCCUPIED BY DEPENDENTS OF US ACTIVE DUTY MILITARY PERSONNEL	- TOTAL 230	117	66	47
ARMY	99	92	5	2
NAVY-MARINE CORPS	54	3	47	4
AIR FORCE	77	22	14	41
BEDS OCCUPIED BY DEPENDENTS OF RETIRED AND DECEASED US MILITARY PERSONNEL	- TOTAL 20	10	7	3
ARMY	10	7	2	1
NAVY-MARINE CORPS	5	1	4	0
AIR FORCE	5	2	1	2
BEDS OCCUPIED BY DEPENDENTS OF OTHER UNIFORMED PERSONNEL (PHS, CG, NOAA)	- TOTAL 1	0	1	0
BEDS OCCUPIED BY ALL OTHER BENEFICIARIES	- TOTAL 47	29	14	4

Prepared by: Washington Headquarters Services
Directorate for Information
Operations and Reports

**TABLE 2.1
DEPARTMENT OF DEFENSE
ADMISSIONS AT FIXED MILITARY FACILITIES - WORLDWIDE
FOR QUARTER ENDING JUNE 30, 1993**

WORLDWIDE	DOD TOTAL	ARMY FACILITIES	NAVY FACILITIES	AIR FORCE FACILITIES
NUMBER OF ADMISSIONS - TOTAL	170,729	81,938	41,331	47,460
ADMISSIONS OF US ACTIVE DUTY UNIFORMED PERSONNEL - TOTAL	50,463	22,261	15,493	12,709
MILITARY - TOTAL	49,891	22,137	15,206	12,548
ARMY	21,027	19,111	670	1,246
NAVY-MARINE CORPS	16,215	1,456	13,844	915
AIR FORCE	12,649	1,570	692	10,387
OTHER UNIFORMED PERSONNEL (PHS,CG,NOAA) - TOTAL	572	124	287	161
ADMISSIONS OF RETIRED US UNIFORMED PERSONNEL - TOTAL	26,553	12,545	5,551	8,457
ADMISSIONS OF RETIRED MILITARY - TOTAL	26,299	12,478	5,436	8,385
ARMY	10,923	8,395	891	1,637
NAVY-MARINE CORPS	6,264	1,384	3,698	1,182
AIR FORCE	9,112	2,699	847	5,566
ADMISSIONS OF OTHER RETIRED UNIFORMED PERSONNEL (PHS,CG,NOAA) - TOTAL	254	67	115	72

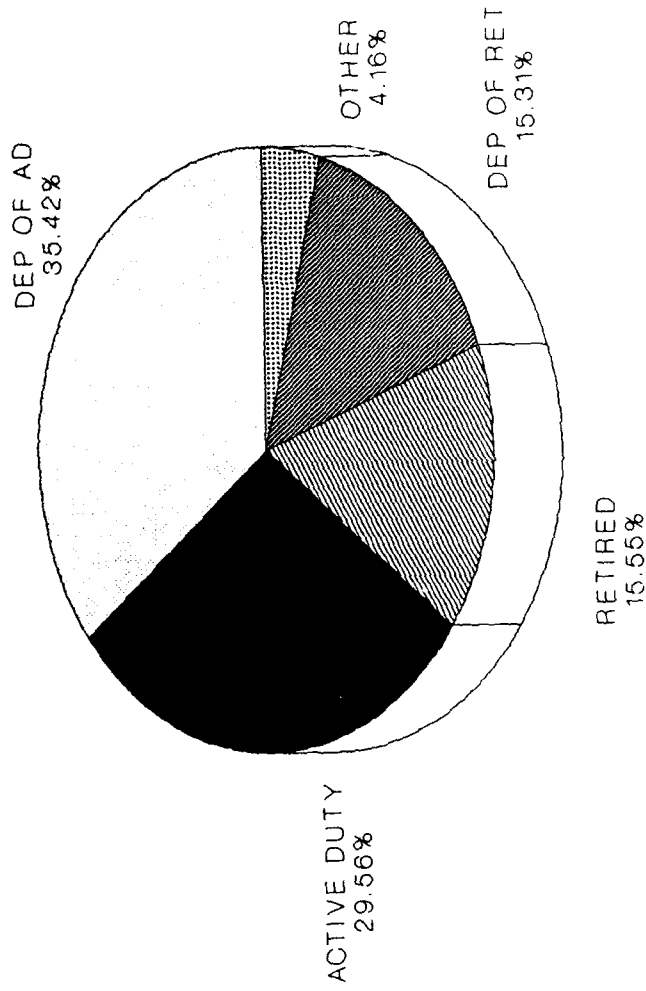
Prepared by: Washington Headquarters Services
Directorate for Information
Operations and Reports

**TABLE 2.1
DEPARTMENT OF DEFENSE
ADMISSIONS AT FIXED MILITARY FACILITIES - WORLDWIDE
FOR QUARTER ENDING JUNE 30, 1993**

WORLDWIDE	DOD TOTAL	ARMY FACILITIES	NAVY FACILITIES	AIR FORCE FACILITIES
ADMISSIONS OF DEPENDENTS OF US ACTIVE DUTY MILITARY PERSONNEL	- TOTAL 60,479	29,977	14,253	16,249
ARMY	26,518	24,245	721	1,552
NAVY-MARINE CORPS	16,674	2,508	12,561	1,605
AIR FORCE	17,287	3,224	971	13,092
ADMISSIONS OF DEPENDENTS OF RETIRED AND DECEASED US MILITARY PERSONNEL	- TOTAL 26,139	12,131	5,149	8,859
ARMY	11,290	8,605	923	1,762
NAVY-MARINE CORPS	5,860	1,197	3,444	1,219
AIR FORCE	8,989	2,329	782	5,878
ADMISSIONS OF DEPENDENTS OF OTHER UNIFORMED MILITARY PERSONNEL	- TOTAL 910	290	351	269
ADMISSIONS OF ALL OTHER BENEFICIARIES	- TOTAL 6,185	4,734	534	917

Prepared by: Washington Headquarters Services
Directorate for Information
Operations and Reports

ADMISSIONS - WORLDWIDE SUMMARY
QUARTER ENDING JUNE 30, 1993



Prepared by: Washington Headquarters Services
Directorate for Information
Operations and Reports

FIGURE 2.1

**TABLE 2.2
DEPARTMENT OF DEFENSE
ADMISSIONS AT FIXED MILITARY FACILITIES IN THE UNITED STATES
FOR QUARTER ENDING JUNE 30, 1993**

UNITED STATES	DOD TOTAL	ARMY FACILITIES	NAVY FACILITIES	AIR FORCE FACILITIES
NUMBER OF ADMISSIONS - TOTAL	153,552	72,928	36,505	44,119
ADMISSIONS OF US ACTIVE DUTY UNIFORMED PERSONNEL - TOTAL	43,007	18,341	13,402	11,264
MILITARY - TOTAL	42,458	18,217	13,135	11,106
ARMY	17,591	15,842	596	1,153
NAVY-MARINE CORPS	14,233	1,313	12,111	809
AIR FORCE	10,634	1,062	428	9,144
OTHER UNIFORMED PERSONNEL (PHS,CG,NOAA) - TOTAL	549	124	267	158
ADMISSIONS OF RETIRED US UNIFORMED PERSONNEL - TOTAL	25,863	12,128	5,354	8,381
ADMISSIONS OF RETIRED MILITARY - TOTAL	25,613	12,061	5,243	8,309
ARMY	10,550	8,097	835	1,618
NAVY-MARINE CORPS	6,139	1,368	3,597	1,174
AIR FORCE	8,924	2,596	811	5,517
ADMISSIONS OF OTHER RETIRED UNIFORMED PERSONNEL (PHS,CG,NOAA) - TOTAL	250	67	111	72

Prepared by: Washington Headquarters Services
Directorate for Information
Operations and Reports

**TABLE 2.2
DEPARTMENT OF DEFENSE
ADMISSIONS AT FIXED MILITARY FACILITIES IN THE UNITED STATES
FOR QUARTER ENDING JUNE 30, 1993**

UNITED STATES	DOD TOTAL	ARMY FACILITIES	NAVY FACILITIES	AIR FORCE FACILITIES
ADMISSIONS OF DEPENDENTS OF US ACTIVE DUTY MILITARY PERSONNEL	- TOTAL 52,982	26,204	12,194	14,584
ARMY	23,333	21,265	583	1,485
NAVY-MARINE CORPS	14,999	2,420	11,066	1,513
AIR FORCE	14,650	2,519	545	11,586
ADMISSIONS OF DEPENDENTS OF RETIRED AND DECEASED US MILITARY PERSONNEL	- TOTAL 25,639	11,891	4,951	8,797
ARMY	11,043	8,442	846	1,755
NAVY-MARINE CORPS	5,754	1,181	3,356	1,217
AIR FORCE	8,842	2,268	749	5,825
ADMISSIONS OF DEPENDENTS OF OTHER UNIFORMED MILITARY PERSONNEL	- TOTAL 880	289	325	266
ADMISSIONS OF ALL OTHER BENEFICIARIES	- TOTAL 5,181	4,075	279	827

Prepared by: Washington Headquarters Services
Directorate for Information
Operations and Reports

TABLE 2.3
DEPARTMENT OF DEFENSE
ADMISSIONS AT FIXED MILITARY FACILITIES OUTSIDE THE UNITED STATES
FOR QUARTER ENDING JUNE 30, 1993

OUTSIDE UNITED STATES		DOD TOTAL	ARMY FACILITIES	NAVY FACILITIES	AIR FORCE FACILITIES
NUMBER OF ADMISSIONS	- TOTAL	17,177	9,010	4,826	3,341
ADMISSIONS OF US ACTIVE DUTY UNIFORMED PERSONNEL	- TOTAL	7,456	3,920	2,091	1,445
MILITARY	- TOTAL	7,433	3,920	2,071	1,442
ARMY		3,436	3,269	74	93
NAVY-MARINE CORPS		1,982	143	1,733	106
AIR FORCE		2,015	508	264	1,243
OTHER UNIFORMED PERSONNEL (PHS,CG,NOAA)	- TOTAL	23	0	20	3
ADMISSIONS OF RETIRED US UNIFORMED PERSONNEL	- TOTAL	690	417	197	76
ADMISSIONS OF RETIRED MILITARY	- TOTAL	686	417	193	76
ARMY		373	298	56	19
NAVY-MARINE CORPS		125	16	101	8
AIR FORCE		188	103	36	49
ADMISSIONS OF OTHER RETIRED UNIFORMED PERSONNEL (PHS,CG,NOAA)	- TOTAL	4	0	4	0

Prepared by: Washington Headquarters Services
 Directorate for Information
 Operations and Reports

**TABLE 2.3
DEPARTMENT OF DEFENSE
ADMISSIONS AT FIXED MILITARY FACILITIES OUTSIDE THE UNITED STATES
FOR QUARTER ENDING JUNE 30, 1993**

OUTSIDE UNITED STATES	DOD TOTAL	ARMY FACILITIES	NAVY FACILITIES	AIR FORCE FACILITIES
ADMISSIONS OF DEPENDENTS OF US ACTIVE DUTY MILITARY PERSONNEL	- TOTAL 7,497	3,773	2,059	1,665
ARMY	3,185	2,980	138	67
NAVY-MARINE CORPS	1,675	88	1,495	92
AIR FORCE	2,637	705	426	1,506
ADMISSIONS OF DEPENDENTS OF RETIRED AND DECEASED US MILITARY PERSONNEL	- TOTAL 500	240	198	62
ARMY	247	163	77	7
NAVY-MARINE CORPS	106	16	88	2
AIR FORCE	147	61	33	53
ADMISSIONS OF DEPENDENTS OF OTHER UNIFORMED MILITARY PERSONNEL	- TOTAL 30	1	26	3
ADMISSIONS OF ALL OTHER BENEFICIARIES	- TOTAL 1,004	659	255	90

Prepared by: Washington Headquarters Services
Directorate for Information
Operations and Reports

**TABLE 3.1
DEPARTMENT OF DEFENSE
OUTPATIENT VISITS AND LIVE BIRTHS
AT FIXED MILITARY FACILITIES - WORLDWIDE
FOR QUARTER ENDING JUNE 30, 1993**

WORLDWIDE	DOD TOTAL	ARMY FACILITIES	NAVY FACILITIES	AIR FORCE FACILITIES
NUMBER OF OUTPATIENT VISITS - TOTAL	11,176,337	4,791,056	2,873,852	3,511,429
OUTPATIENT VISITS BY US ACTIVE DUTY UNIFORMED PERSONNEL - TOTAL	4,295,507	1,809,143	1,389,529	1,096,835
MILITARY - TOTAL	4,273,800	1,804,051	1,377,422	1,092,327
ARMY	1,796,310	1,707,838	27,507	60,965
NAVY-MARINE CORPS	1,420,341	48,933	1,329,699	41,709
AIR FORCE	1,057,149	47,280	20,216	989,653
OTHER UNIFORMED PERSONNEL (PHS,CG,NOAA) - TOTAL	21,707	5,092	12,107	4,508
OUTPATIENT VISITS BY RETIRED US UNIFORMED PERSONNEL - TOTAL	1,102,109	475,380	212,974	413,755
OUTPATIENT VISITS BY DEPENDENTS OF US ACTIVE DUTY UNIFORMED PERSONNEL - TOTAL	3,812,249	1,587,820	873,828	1,350,601
DEPENDENTS OF MILITARY PERSONNEL - TOTAL	3,775,793	1,577,782	859,771	1,338,240
ARMY	1,499,139	1,361,570	35,763	101,806
NAVY-MARINE CORPS	986,607	105,920	790,928	89,759
AIR FORCE	1,290,047	110,292	33,080	1,146,675
DEPENDENTS OF OTHER UNIFORMED PERSONNEL (PHS,CG,NOAA) - TOTAL	36,456	10,038	14,057	12,361

Prepared by: Washington Headquarters Services
Directorate for Information
Operations and Reports

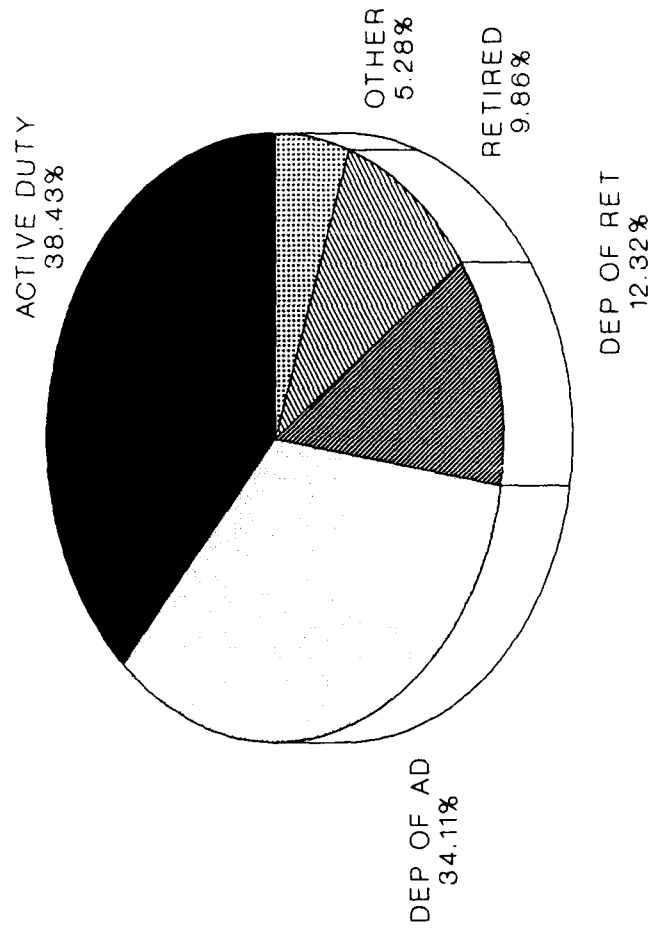
**TABLE 3.1
DEPARTMENT OF DEFENSE
OUTPATIENT VISITS AND LIVE BIRTHS
AT FIXED MILITARY FACILITIES - WORLDWIDE
FOR QUARTER ENDING JUNE 30, 1993**

WORLDWIDE		DOD TOTAL	ARMY FACILITIES	NAVY FACILITIES	AIR FORCE FACILITIES
OUTPATIENT VISITS BY DEPENDENTS OF RETIRED AND DECEASED US UNIFORMED PERSONNEL	- TOTAL	1,376,736	598,404	229,704	548,628
OUTPATIENT VISITS BY ALL OTHER BENEFICIARIES	- TOTAL	589,736	320,309	167,817	101,610
NUMBER OF LIVE BIRTHS	- TOTAL	19,077	8,035	5,006	6,036

Prepared by: Washington Headquarters Services
Directorate for Information
Operations and Reports

OUTPATIENT VISITS - WORLDWIDE SUMMARY

QUARTER ENDING JUNE 30, 1993



Prepared by: Washington Headquarters Services
Directorate for Information
Operations and Reports

FIGURE 3.1

**TABLE 3.2
DEPARTMENT OF DEFENSE
OUTPATIENT VISITS AND LIVE BIRTHS
AT FIXED MILITARY FACILITIES IN THE UNITED STATES
FOR QUARTER ENDING JUNE 30, 1993**

UNITED STATES	DOD TOTAL	ARMY FACILITIES	NAVY FACILITIES	AIR FORCE FACILITIES
NUMBER OF OUTPATIENT VISITS - TOTAL	9,763,251	4,153,212	2,509,033	3,101,006
OUTPATIENT VISITS BY US ACTIVE DUTY UNIFORMED PERSONNEL	3,621,001	1,487,157	1,213,309	920,535
MILITARY	3,600,380	1,482,074	1,202,207	916,099
ARMY	1,476,978	1,401,359	23,167	52,452
NAVY-MARINE CORPS	1,247,053	45,431	1,166,301	35,321
AIR FORCE	876,349	35,284	12,739	828,326
OTHER UNIFORMED PERSONNEL (PHS,CG,NOAA)	20,621	5,083	11,102	4,436
OUTPATIENT VISITS BY RETIRED US UNIFORMED PERSONNEL - TOTAL	1,073,312	461,307	204,033	407,972
OUTPATIENT VISITS BY DEPENDENTS OF US ACTIVE DUTY UNIFORMED PERSONNEL	3,197,355	1,332,594	724,707	1,140,054
DEPENDENTS OF MILITARY PERSONNEL	3,163,193	1,322,576	712,045	1,128,572
ARMY	1,249,840	1,128,934	29,979	90,927
NAVY-MARINE CORPS	845,698	101,866	662,088	81,744
AIR FORCE	1,067,655	91,776	19,978	955,901
DEPENDENTS OF OTHER UNIFORMED PERSONNEL (PHS,CG,NOAA)	34,162	10,018	12,662	11,482

Prepared by: Washington Headquarters Services
Directorate for Information
Operations and Reports

**TABLE 3.2
DEPARTMENT OF DEFENSE
OUTPATIENT VISITS AND LIVE BIRTHS
AT FIXED MILITARY FACILITIES IN THE UNITED STATES
FOR QUARTER ENDING JUNE 30, 1993**

UNITED STATES	DOD TOTAL	ARMY FACILITIES	NAVY FACILITIES	AIR FORCE FACILITIES
OUTPATIENT VISITS BY DEPENDENTS OF RETIRED AND DECEASED US UNIFORMED PERSONNEL	- TOTAL 1,353,086	588,937	220,342	543,807
OUTPATIENT VISITS BY ALL OTHER BENEFICIARIES	- TOTAL 518,497	283,217	146,642	88,638
NUMBER OF LIVE BIRTHS	- TOTAL 16,555	6,860	4,153	5,542

Prepared by: Washington Headquarters Services
Directorate for Information
Operations and Reports

**TABLE 3.3
DEPARTMENT OF DEFENSE
OUTPATIENT VISITS AND LIVE BIRTHS
AT FIXED MILITARY FACILITIES OUTSIDE THE UNITED STATES
FOR QUARTER ENDING JUNE 30, 1993**

OUTSIDE UNITED STATES	DOD TOTAL	ARMY FACILITIES	NAVY FACILITIES	AIR FORCE FACILITIES
NUMBER OF OUTPATIENT VISITS - TOTAL	1,413,086	637,844	364,819	410,423
OUTPATIENT VISITS BY US ACTIVE DUTY UNIFORMED PERSONNEL - TOTAL	674,506	321,986	176,220	176,300
MILITARY - TOTAL	673,420	321,977	175,215	176,228
ARMY	319,332	306,479	4,340	8,513
NAVY-MARINE CORPS	173,288	3,502	163,398	6,388
AIR FORCE	180,800	11,996	7,477	161,327
OTHER UNIFORMED PERSONNEL (PHS, CG, NOAA) - TOTAL	1,086	9	1,005	72
OUTPATIENT VISITS BY RETIRED US UNIFORMED PERSONNEL - TOTAL	28,797	14,073	8,941	5,783
OUTPATIENT VISITS BY DEPENDENTS OF US ACTIVE DUTY UNIFORMED PERSONNEL - TOTAL	614,894	255,226	149,121	210,547
DEPENDENTS OF MILITARY PERSONNEL - TOTAL	612,600	255,206	147,726	209,668
ARMY	249,299	232,636	5,784	10,879
NAVY-MARINE CORPS	140,909	4,054	128,840	8,015
AIR FORCE	222,392	18,516	13,102	190,774
DEPENDENTS OF OTHER UNIFORMED PERSONNEL (PHS, CG, NOAA) - TOTAL	2,294	20	1,395	879

Prepared by: Washington Headquarters Services
Directorate for Information
Operations and Reports

**TABLE 3.3
DEPARTMENT OF DEFENSE
OUTPATIENT VISITS AND LIVE BIRTHS
AT FIXED MILITARY FACILITIES OUTSIDE THE UNITED STATES
FOR QUARTER ENDING JUNE 30, 1993**

OUTSIDE UNITED STATES	DOD TOTAL	ARMY FACILITIES	NAVY FACILITIES	AIR FORCE FACILITIES
OUTPATIENT VISITS BY DEPENDENTS OF RETIRED AND DECEASED US UNIFORMED PERSONNEL	- TOTAL 23,650	9,467	9,362	4,821
OUTPATIENT VISITS BY ALL OTHER BENEFICIARIES	- TOTAL 71,239	37,092	21,175	12,972
NUMBER OF LIVE BIRTHS	- TOTAL 2,522	1,175	853	494

Prepared by: Washington Headquarters Services
Directorate for Information
Operations and Reports

GLOSSARY

Admission. The act of placing an individual under treatment or observation in a hospital. The day of admission is the day on which the hospital makes a formal acceptance of the patient who is to be provided with room, board, and continuous nursing service in an area of the hospital where patients normally stay at least overnight. While the admission of a newborn is deemed to occur at time of birth, these neonates are reported separately and excluded from the admission data.

Average Daily Patient Load (ADPL). Average number of inpatients in the hospital and receiving care each day during a reported period. Included are patients on pass or liberty not in excess of 72 hours and patients admitted and discharged on the same day. Excluded are newborns, patients on convalescent leave, and patients authorized to subsist out. ADPL is calculated by dividing the number of occupied bed days during the period by the total number of days in the reported period.

Bassinets Day. A day spent in the newborn nursery by a healthy infant. This excludes days spent by infants in equipment referred to as a bassinets on any pediatric nursing unit, pediatric intensive care unit, or other nursing unit.

Live Births. The complete expulsion or extraction from a mother of a product of conception, irrespective of the duration of pregnancy, which, after such separation, breathes or shows any other evidence of life such as heartbeat, umbilical cord pulsation, or definite movement of voluntary muscles, whether or not the umbilical cord has been cut or the placenta is attached. Heartbeats are to be distinguished from transient cardiac contractions; respirations are to be distinguished from fleeting respiratory efforts or gasps.

Operating Bed. Accommodation in a functioning medical treatment facility that is currently set up and ready in all respects for the care of a patient. It must include supporting space, equipment, medical material, ancillary and support services, and staff to operate under normal circumstances. Excluded are transient patient beds, bassinets, incubators, labor beds, and recovery beds.

Outpatient Visit. A hospital program for the performance of elective surgical procedures on patients who are not admitted to the hospital as inpatients.