AD-A273 133



U.S. ARMY
MATERIEL COMMAND

— COMMITTED TO PROTECTION OF THE ENVIRONMENT —

FINAL PHASE II
DATA ADDENDUM
SITE 36-3: INSECTICIDE PIT

September 1988
Contract Number DAAK11-84-D-0016
(Version 3.1)

PREPARED BY

DTIC
ELECTE
NOV 2 9 1993
S A

Environmental Science And Engineering, Inc.
Harding Lawson Associates

This document has been approved for public release and sale; its distribution is unlimited

REQUESTS FOR COPIES OF THIS DOCUMENT
SHOULD BE REFERRED TO THE PROGRAM MANAGER
FOR THE ROCKY MOUNTAIN ARSENAL CONTAMINATION CLEANUP,
AMXRM ABERDEEN PROVING GROUND, MARYLAND

93-29081

Best Available Copy

93 11 26 152

ROCKY MOUNTAIN ARSENAL • COMMERCE CITY, COLORADO • 80022-2180

LITIGATION TECHNICAL SUPPORT AND SERVICES

Rocky Mountain Arsenal

DTIC
ELECTE
NOV 2 9 1993
S A

FINAL PHASE II DATA ADDENDUM SITE 36-3: INSECTICIDE PIT

September 1988
Contract Number DAAK11-84-D-0016
(Version 3.1)

PREPARED BY

ENVIRONMENTAL SCIENCE AND ENGINEERING, INC.
Harding Lawson Associates

PREPARED FOR

U.S. ARMY PROGRAM MANAGER'S OFFICE FOR ROCKY MOUNTAIN ARSENAL

THE INFORMATION AND CONCLUSIONS PRESENTED IN THIS REPORT REPRESENT THE OFFICIAL POSITION OF THE DEPARTMENT OF THE ARMY UNLESS EXPRESSLY MODIFIED BY A SUBSEQUENT DOCUMENT. THIS REPORT CONSTITUTES THE RELEVANT PORTION OF THE ADMINISTRATIVE RECORD FOR THIS CERCLA OPERABLE UNIT.

THE USE OF TRADE NAMES IN THIS REPORT DOES NOT CONSTITUTE AN OFFICIAL ENDORSEMENT OR APPROVAL OF THE USE OF SUCH COMMERCIAL PRODUCTS. THE REPORT MAY NOT BE CITED FOR PURPOSES OF ADVERTISEMENT.

This document has been approved for public release and sale; its distribution is unlimited

REPORT DOCUMENTATION PAGE

Form Approved
OMB No. 0704-0188

Public reporting burden for this collection of information is estimated to average 1 hour per response, including the time for reviewing instructions, searching existing data sources, gathering and maintaining the data needed, and completing and reviewing the collection of information. Send comments regarding this burden estimate or any other aspect of this collection of information, including suggestions for reducing this burden, to Washington Headquarters Services, Directorate for information Operations and Reports, 1215 Jefferson Davis Highway, Suite 1204, Arlington, VA 22202-4302, and to the Office of Management and Budget, Paperwork Reduction Project (0704-0188), Washington, DC 20503.

1. AGENCY USE ONLY (Leave blank)	2. REPORT DATE	3. REPORT TYPE AND DATES COVERED
	09/00/88	

4. TITLE AND SUBTITLE
PHASE II, DATA ADDENDUM, SITE 36-3, INSECTICIDE PIT, FINAL, VERSION 3.1

5. FUNDING NUMBERS
DAAK11 84 D 0016

6. AUTHOR(S)

7. PERFORMING ORGANIZATION NAME(S) AND ADDRESS(ES)
ENVIRONMENTAL SCIENCE AND ENGINEERING

8. PERFORMING ORGANIZATION REPORT NUMBER
87203R01A

9. SPONSORING / MONITORING AGENCY NAME(S) AND ADDRESS(ES)
ROCKY MOUNTAIN ARSENAL (CO.). PMRMA

10. SPONSORING / MONITORING AGENCY REPORT NUMBER

11. SUPPLEMENTARY NOTES

12a. DISTRIBUTION / AVAILABILITY STATEMENT
APPROVED FOR PUBLIC RELEASE; DISTRIBUTION IS UNLIMITED

12b. DISTRIBUTION CODE

13. ABSTRACT (*Maximum 200 words*)

THE PHASE II PROGRAM FOR SITE 36-3, A SERIES OF TRENCHES BELIEVED TO HAVE BEEN USED FOR INSECTICIDE DISPOSAL, CONSISTED OF 28 BORINGS YIELDING 76 SAMPLES. SELECTED SAMPLES WERE ANALYZED FOR ORGANOCHLORINE PESTICIDES; ORGANOPHOSPHORUS AND ORGANOSULFUR COMPOUNDS; VOLATILE HYDROCARBON, HALOCARBON, AND AROMATIC COMPOUNDS; SEMIVOLATILE ORGANICS; ARMY AGENT DEGRADATION PRODUCTS; HG; AND DBCP. THE FOLLOWING WERE DETECTED WITHIN OR ABOVE THEIR INDICATOR RANGES: ORGANOCHLORINE PESTICIDES, THE MOST PREVALENT BEING DLDRN, ALDRN, AND ENDRN; DBCP; HG; DIMP; CPMS; TCLEE; AND MEC6H5.

RESULTS OF THE PHASE II SAMPLING PROGRAM WILL BE ASSESSED AS PART OF THE OVERALL ANALYSIS FOR THE CENTRAL STUDY AREA REPORT.

14. SUBJECT TERMS	15. NUMBER OF PAGES
SOIL	
	16. PRICE CODE

17. SECURITY CLASSIFICATION OF REPORT	18. SECURITY CLASSIFICATION OF THIS PAGE	19. SECURITY CLASSIFICATION OF ABSTRACT	20. LIMITATION OF ABSTRACT
UNCLASSIFIED			

TABLE OF CONTENTS

Section		Page
1.0	PHASE_II_PROGRAM	1
2.0	PHASE_II_FIELD_OBSERVATIONS	9
3.0	PHASE_II_GEOPHYSICAL_EXPLORATION	10
4.0	PHASE_II_ANALYTE_LEVELS_AND_DISTRIBUTION	11
5.0	REFERENCES	42

APPENDICES

36-3-II-A -- CHEMICAL NAMES, METHODS, AND ABBREVIATIONS
36-3-II-B -- PHASE II CHEMICAL DATA

DTIC QUALITY INSPECTED 5

Accesion For
NTIS CRA&I
DTIC TAB
Unannounced
Justification
By
Distribution/
Availability Codes
Dist | Avail and/or Special
A-1

LIST OF TABLES

Table		Page
36-3-II-1	Variances from Proposed Phase II Program and Phase II Field Observations	2
36-3-II-2	Summary of Analytical Results for Site 36-3, Phase II Soil Samples	12
36-3-II-3	Concentrations of Target Analytes Above Detection Limits in Site 36-3 Phase II Soil Samples	14
36-3-II-4	Tentative Identification of Nontarget Compounds in Site 36-3 Phase II Soil Samples	35

LIST OF FIGURES

Figure		Page
36-3-II-1	Site 36-3, Phase I and Phase II Investigations, Chemical Analysis Results	26

SITE 36-3: INSECTICIDE PIT

1.0 PHASE II PROGRAM

As a result of the Phase I contamination assessment at Rocky Mountain Arsenal (RMA), a Phase II program was initiated at Site 36-3 in the summer of 1987. The Phase II program was generally conducted as presented in the Phase I Contamination Assessment Report (CAR) (ESE, 1987a, RIC#87203R01), except that several samples were collected from intervals which were not proposed in the Phase I CAR. Table 36-3-II-1 summarizes variances from the proposed Phase II program as well as field observations noted during Phase II drilling.

The Phase II investigation of Site 36-3 consisted of 28 borings yielding 76 samples. Twelve borings were drilled along the perimeter of the Phase II site boundaries. Eight borings were drilled at specific locations within the site boundaries to verify the absence of disposal trenches. Five borings were drilled at inner-trench locations, and three deep borings were drilled along an east-west line in the approximate center of Site 36-3.

Soil samples were collected using the continuous soil sampling method detailed in the Task 1 Technical Plan (ESE, 1985, RIC#85127R07). Samples were obtained at predetermined intervals unless field conditions (e.g., depth to water table, staining, etc.) necessitated adjustment of the interval selections. Variances from the Phase II program and collection of three additional samples were necessary because of the complexity of Site 36-3.

None of the Phase II borings drilled at Site 36-3 encountered bedrock, but 19 borings intercepted the water table. These borings are summarized below:

Boring Number	Depth Drilled (ft)	Depth to Water Table (ft)
3437	5	5
3438	5	4
3439	5	4
3442	7	6
3443	8	8

Table 36-3-II-1. Variances from Proposed Phase II Program and Phase II Field Observations (Page 1 of 4)

Boring Number	Depth Drilled (ft)	Depth to Water Table (ft)	Comments
3442	7	6	The water table (W.T.) was estimated to be at 10 ft in the proposed Phase II program; the W.T. was encountered at 6 ft. The 0- to 1-, 4- to 5-, and 5- to 6-ft intervals were submitted for analysis, and the 5- to 6-ft interval was analyzed for volatiles and semivolatile organic compounds by GC/MS. This boring is located in the revised northwestern portion of Site 36-3.
3443	8	8	This boring is located in the northwestern revised site boundary. The W.T. was encountered at 8 ft, and the 7- to 8-ft interval was consequently submitted for analysis instead of the 9- to 10-ft interval.
3444	10	10	This boring was relocated after a hard object (possibly concrete) was encountered at 3 ft, and the original boring was abandoned. The new location was 2 ft east and 2 ft north. An additional sample was submitted for analysis (3-to 4-ft interval) because of soil discoloration noted by the field geologist. The water table was encountered at 10 ft, and a PID reading of 38 was recorded off the 9- to 10-ft sample. Depth to the base of the disposal trench material was 4 ft.
3445	12	12	Five sampled intervals were submitted for analysis: the three intervals as planned in the Phase II program (0- to 1-, 4- 5-, and 9- to 10-ft) and two additional intervals (5- to 6- and 6- to 7-ft). The 5- to 6-ft interval contained a black fibrous material, and the 6- to 7-ft interval was saturated with a

Table 36-3-II-1. Variances from Proposed Phase II Program and Phase II Field Observations (Page 2 of 4)

Boring Number	Depth Drilled (ft)	Depth to Water Table (ft)	Comments
			black oily fluid. The depth to the base of the disposal trench was 8 ft.
3446	9	8	The first attempt at completing this boring resulted in auger refusal at 3.8 ft. Quartzite chips were noted in the end of the sampling shoe. The boring was relocated 2 ft north and 7 ft east. A shallow subsidence feature was noted approximately 6 ft north of this location. This boring encountered a void space from 4 to 5 ft. A PID reading of 90 was registered in the auger annulus. A bluish-green clayey material was noted in the 5- to 6-ft interval which was submitted for analysis. The 7- to 8-ft interval was also submitted for analysis when the water table was encountered at 8 ft. Depth to the base of the disposal trench was estimated at 8.0 ft.
3448	7	7	The water table was encountered at 7 ft. The 6- to 7-ft interval was submitted for analysis instead of the proposed 9- to 10-ft.
3449	11	9	The water table was encountered at 9 ft, although the boring was drilled to 11 ft. The 0-to 1-, 4- to 5-, and 8- to 9-ft intervals were submitted for analysis; the 9- to 10-ft interval had been proposed in the Phase I CAR.
3450	9	7	The first attempt at drilling resulted in auger refusal at 3.5 ft (possibly concrete). This boring was relocated 8 ft east and 8 ft south and was completed to 9 ft. An asphalt-type material was encountered while drilling the 1- to 4-ft interval. This boring was drilled through the asphalt/concrete to 5.5 ft.

Table 36-3-II-1. Variances from Proposed Phase II Program and Phase II Field Observations (Page 3 of 4)

Boring Number	Depth Drilled (ft)	Depth to Water Table (ft)	Comments
			Soil became saturated at 7 ft (water table). The 0- to 1-, 6- to 7-, and the 7- to 8-ft intervals were sampled.
3451	10	4	Site geologist noted saturated conditions at 3.5 ft (W.T.). The boring was continued when a black oily material was removed from the sampler shoe at the 4- to 5-ft interval. At 7 ft, plastic sheeting was noted in the drill cuttings, and silty sand mixed with a black oily sludge and plastic was noted in the 8- to 9-ft interval. The 0- to 1-, 3- to 4-, and the 8- to 9-ft intervals were submitted for analysis.
3453	9	7	This boring was scheduled to have the 0- to 1-, 4- to 5-, and the 9- to 10-ft intervals analyzed. Poor recovery resulted when voids were encountered from 4- to 5- and 6- to 9-ft (possibly empty 55-gallon drums). The water table was estimated to be at 7 ft based on the waterline on the sample barrel. The 0- to 1- and 5- to 6-ft intervals were submitted for analysis. The depth to the base of the disposal trench was 9 ft.
3456	17	9	This boring was drilled to 17 ft instead of 15 ft as proposed in the Phase I CAR, although the water table was encountered at 9 ft. Poor recovery from 9 to 15 ft due to flowing sand conditions. The 15- to 17-ft interval was recovered. MKE subsampled the 15- to 16-ft interval, and the 16- to 17-ft interval was submitted for analysis along with the 0-to 1-, 4- to 5-, and 8- to 9-ft intervals. Debris material was observed in this boring.

Table 36-[illegible]1-1. Variances from Proposed Phase II Program and Phase II Field Observations (Page 4 of 4)

Boring Number	Depth Drilled (ft)	Depth to Water Table (ft)	Comments
3457	14	9	While drilling the 1- to 4-ft interval, the augers dropped 2 ft through a subsurface void, and soil in the end of the sampling shoe contained an orange oxide material. Another void was encountered from 7 to 9 ft. The PID reading in the auger annulus registered 76. An oily sheen was noted on the outer surface of the soil sample from the 13- to 14-ft interval. W.T. at 9 ft after completion of the boring. The 0- to 1-, 8- to 9-, 9- to 10-, and 13- to 14-ft intervals were submitted for analysis. The base of the disposal trench was estimated at 9 ft.
3458	14	8	This boring was drilled to 14 ft, although the water table was encountered at 8 ft. Poor recovery on the 4- to 5-ft interval resulted in the 5- to 6-ft interval being submitted for laboratory analysis. A black discoloration in the 7- to 8-ft interval was noted and subsequently submitted for analysis. Also submitted were the 0- to 1- and 13- to 14-ft intervals. Trench debris material was not observed from soil samples obtained from this boring.

Source: ESE, 1988.

3444	10	10
3445	12	12
3446	9	8
3447	10	9
3448	7	7
3449	11	9
3450	9	7
3451	10	4
3452	5	5
3453	9	7
3454	10	10
3456	17	9
3457	14	9
3458	14	8

Prior to any Phase II drilling, the Program Manager's Office (PMO), Environmental Science and Engineering (ESE), Morrison-Knudsen Engineers (MKE), and Harding Lawson Associates (HLA) formulated procedures for MKE to obtain subsamples from selected soil cores during Phase II drilling. Results from the MKE subsamples were not available prior to the distribution of this report, but will be incorporated in the Central Study Area. MKE requested subsamples of the 1- to 4-foot (ft) intervals of all 28 Phase II borings at Site 36-3, and further requested laboratory splits and subsamples from borings as summarized below:

Boring Number	MKE Lab Split (ft)	MKE Subsample (ft)
3440	0-1	-
3443	0-1	6-7
3456	-	7-8, 15-16
3457	-	4-5, 12-13
3458	-	6-7, 12-13

The Phase II analytical program at Site 36-3 was conducted as set forth in the Phase I CAR, except that three additional samples (Boring 3444, 3- to 4-ft and Boring 3445, 5- to 6- and 6- to 7-ft intervals) were submitted for analyses. The 0- to 1-, 4- to 5-, and the 7- to 8-ft intervals of Boring 3443 were not analyzed for fluroacetic acid (FC2A), and Boring 3458 (13 to 14 ft) was not analyzed for diisomethylphosphonate (DIMP), because holding times were exceeded. The analytes, analytical methods, and number of samples analyzed for the Phase II program at Site 36-3 are summarized below:

Analytes	Analytical Method	Number of Samples	
Mercury (Hg)	Atomic absorption (AA)*	28	0- to 1-ft interval
Organochlorine pesticides (OCP)	Gas chromatography electron capture (GCEC)	76	all samples
Organophosphorus compounds (OPC)	Gas chromatography flame photometric (GCFPD)	75	all samples except 3458 (13 to 14 ft)
Organosulphur compounds (OSC)	GCFPD	76	all samples
Dibromochloro-propane (DBCP)	Gas chromatography (GC)*	76	all samples
Volatile hydrocarbon compounds (HYDCBN)	Gas chromatograph flame ionization detector (GCFID)	76	all samples
Volatile halocarbon compounds (VHO)	Gas chromatography conductivity detector	48	all samples except the 0- to 1-ft intervals
Volatile aromatic compounds (VAO)	Gas chromatography photo-ionization detector (GCPID)	48	all samples except the 0- to 1-ft intervals
Semivolatile (SVO)	Gas chromatography/mass spectrometry (GC/MS)*	16	10 percent organics confirmation
Volatile organic Compounds (VO)	GC/MS*	12	10 percent confirmation
Army Agent Degradation Products (ADP):			
Thiodiglycol (TDGCL)	High-performance liquid chromatography (HPLC)	10	Borings 3443, 3454, and 3457
Isopropylmethyl-phosphonic acid (IMPA)**	Ion Chromatography (IONCHROM)	10	Borings 3443, 3454, and 3457

* Method used in Phase I and Phase II programs.
** Only seven samples were analyzed for FC2A, as holding times were exceeded.

Phase II samples were analyzed for mercury, organochlorine pesticides (OCPs), organosulphur compounds (OSCs), DIMP, dicyclopentadine (DCPD), volatile halocarbon (VHO), and volatile aromatic compounds (VAO), as Phase I samples contained compounds from these groups. Selected samples from the three regions were analyzed for thiodigycol (TDGCL) and isomethylphosphonate (IMPA) to screen for Army Agent Degradation Products (ADPs), because the ADP methods were not available during the Phase I program. Included in the analyses were 10 percent confirmation samples run by gas chromtograph/mass spectrometry (GC/MS) screening techniques. Confirmation samples were used not only to confirm GC compound-specific methods, but to identify other compounds that may be present.

In the Phase I program, samples were analyzed for OCPs, OSCs, and DIMP by GC/MS under the grouping of "semivolatile organic compounds" and for VHO, VAO, and DCPD under "volatile organic compounds". During the Phase II program, samples were analyzed for these compounds by GC compound-specific and GC/MS methods. The GC compound-specific methods are considered quantitative, and results are reported to two significant figures. In the GC/MS method, results are reported to one significant figure. Due to these differences, results obtained from the GC compound-specific and GC/MS methods may not be directly comparable. Phase I and Phase II methods were the same for mercury, DBCP, semivolatile organic (SVO), and volatile organic compounds (VO); therefore, the Phase I and Phase II results are directly comparable for these methods. Selected samples were analyzed for TDGCL and IMPA only in the Phase II program, as these methods were not available during the Phase I program. Appendix 36-3-II-A provides a complete list of analytes,
analytical methods, and standard abbreviations used in the Phase I and Phase II investigations.

2.0 PHASE II FIELD OBSERVATIONS

Site 36-3 is in the south-central portion of Section 36. Vegetation is very sparse at this site. Surface topography of east-west linear depressions suggests trenching activities. Caving of surface soil in and around rusted 55-gallon drums can be observed throughout the site as well as numerous glass bottles of different sizes. Many of the bottles contain liquids.

Observations during Phase II drilling at Site 36-3 are summarized in Table 36-3-II-1. These observations correlate with Phase I observations concerning evidence of disposal and trenching at Site 36-3.

For safety purposes, air monitoring was conducted using a photoionization detector (PID) during drilling operations. Air monitoring at this site detected measurable levels of contaminants within the breathing zone and in the hollow-stem annulus. PID readings ranged from background to 90.

An M18A2 test kit was used at this site to detect the presence of chemical agents in boreholes and soil samples. Specifically at RMA, the M18A2 test kit is used to detect Sarin (GB), VX, mustard (H), and Lewisite (L) based on the knowledge that these agents were manufactured, stored, or demilitarized at the site. The detection limit for H agents is 0.5 milligrams per cubic meter (mg/m^3), and the detection limit for GB, VX, and L is 0.2 mg/m^3. The detection limits for L and VX in soil are 5 parts per million (ppm) and 5.9 ppm, respectively. All M18A2 field test results for the detection of chemical agents at Site 36-3 were negative.

Samples at Site 36-3 were also analyzed for chemical agents by the RMA Surety Laboratory, because historical evidence indicated possible agent presence. A composite of intervals sampled was initially analyzed for GB, VX, H, and L. If agent had been detected, individual sample intervals from each boring would have been analyzed to identify stratigraphic location. No positive results from chemical agent testing were found at Site 36-3.

3.0 PHASE II GEOPHYSICAL EXPLORATION

No geophysical exploration was conducted at Site 36-3 for the Phase II investigation other than the borehole clearance program. The Phase II boring locations were cleared for safety purposes in accordance with the borehole clearance geophysical program as detailed in the Task 1 Technical Plan (ESE, 1985, RIC#85127R07). Borehole site clearance was used to ensure that drilling would not encounter buried unexploded ordnance (UXO) or other metal that could pose a significant safety risk. Magnetic intensity readings were obtained with a gradiometer. A 20-ft-square grid was centered on each boring location, and gradiometer readings were obtained at 5-ft intervals throughout the area. A contour map was prepared from the data and was used to place the boring in the safest location within the geophysical plot. Following borehole site clearance, a metal detector was used to check for surficial (0 to 2 ft) metal. Twenty-two of the 28 borings were relocated within their respective geophysical grid. Three of these borings (Borings 3444, 3446, and 3450) encountered impenetrable material (possibly concrete) and were relocated outside the geophysical grid (Table 36-3-II-1).

4.0 PHASE II ANALYTE LEVELS AND DISTRIBUTION

Table 36-3-II-2 contains indicator ranges and a statistical summary of Phase II analytical results. A summary of analytical data for each sample, including lithology and air monitoring results, is presented in Table 36-3-II-3. A tabulation of all analytical data associated with the Phase II program at Site 36-3 is presented in Appendix 36-3-II-B.

To assess the significance of metal and organic analytical values, indicator ranges were established during the Phase I Program. For organic compounds, the indicator range is the method detection limit. For metals, a range of values was selected to reflect the upper end of the expected natural range for each metal as normally found in RMA alluvial soil. The procedure for establishing indicator ranges is presented in the Introduction to the Contamination Assessment Reports (ESE, 1987b, RIC#88204R02). Concentrations within or above indicator ranges for Phase I and Phase II data are presented in Figure 36-3-II-1.

The results of the Phase II sampling program are discussed separately in the following groups:

- Twelve perimeter borings
- Eight non-trench borings
- Five inner-trench borings
- Three deep central borings

Perimeter Borings

Twelve borings (Borings 3430 through 3443) were drilled outside the site boundary to a depth of 5 ft to investigate the extent of potential contamination resulting from surface grading or wind dispersion. Target analytes included OCPs, OPCs, OSCs, DBCP, and DCPD in the 0- to 1- and 4- to 5-ft intervals. The 0- to 1-ft intervals of these 12 borings were also analyzed for mercury, the only metal target analyte. VHO and VAO compounds were also targeted for the 4- to 5-ft intervals of these 12 borings.

Aldrin, isodrin, dieldrin, and endrin were the most prevalent OCPs detected in the perimeter soil samples. The 0- to 1-ft intervals of all perimeter borings contained OCPs. The highest concentrations were detected in

C-RMA-PHII/363HTB2.WK1

Table 36-3-II-2. Summary of Analtyical Results for Site 36-3 Phase II Soil Samples (page 1 of 2)

Constituent	Number of Samples*	Concentrations (ug/g) Range	Mean**	Median**	Standard Deviation**	ESE Detection Limit	MRI Detection Limit	Indicator Level
ORGANOCHLORINE PESTICIDES (N=76)+								
Hexachlorocyclopentadiene	22	0.004->8000	640	0.60	1800	0.0026		DL
Aldrin	38	0.003->680	58	0.54	150	0.0018		DL
Isodrin	30	0.003->730	81	0.038	180	0.0011		DL
DDE,PP'	9	0.003-1.9	0.38	0.004	0.75	0.001		DL
Dieldrin	54	0.003-370	31	1.3	79	0.0012		DL
Endrin	50	0.002->400	44	0.54	110	0.001		DL
DDT,PP'	8	0.003-0.27	0.049	0.020	0.090	0.0023		DL
Chlordane	1	0.44	--	--	--	0.11		DL
ORGANOSULFUR COMPOUNDS (N=76)+								
DMDS	3	9.1-110	--	--	--	0.69		DL
1,4 Dithiane	3	3.3->12	--	--	--	0.57		DL
Chlorophenylmethyl sulfide	4	1.7-110	--	--	--	1.1		DL
Benzothiazole	2	61-260	--	--	--	1.1		DL
Chlorophenylmethyl sulfoxide	3	3.8-4.3	--	--	--	2.3		DL
DIMP (N=75)+								
DIMP	4	0.50-37	--	--	--	0.11		DL
DMMP	2	0.19-0.67	--	--	--	0.13		DL
DCPD (N=76)+								
Bicycloheptadiene	1	10	--	--	--	5.1		DL
Methylisobutyl ketone	3	9.0-21	--	--	--	5.2		DL
Dicyclopentadiene	4	8.6-140	--	--	--	5.1		DL
DBCP (N=76)+								
DBCP (Nemagon)	13	0.009-700	57	0.39	190	0.005		DL
VOLATILE HALOCARBON COMPOUNDS (N=48)+								
Methylene Chloride	8	0.18-0.63	0.39	0.37	0.15	0.15		DL
1,1-Dichloroethene	1	0.21	--	--	--	0.12		DL
Chloroform	13	0.16-7.2	1.5	1.0	2.1	0.10		DL
1,2-Dichloroethane	1	0.45	--	--	--	0.08		DL
Carbon Tetrachloride	3	>1.0	--	--	--	0.12		DL
Trichloroethene	3	0.11->1.0	--	--	--	0.09		DL
1,1,2-Trichloroethane	1	0.20	--	--	--	0.12		DL
Tetrachloroethene	12	0.20-17	2.6	1.0	4.7	0.12		DL
Chlorobenzene	1	>1.0	--	--	--	0.18		DL
VOLATILE AROMATIC COMPOUNDS (N=48)+								
Benzene	7	0.14-26	5.5	2.5	8.9	0.081		DL
Toluene	13	0.19-380	57	4.5	120	0.096		DL
Ethylbenzene	6	0.77-9.9	3.1	2.0	3.4	0.043		DL
M-Xylene	7	0.18-12	3.4	2.4	4.1	0.053		DL
O- and/or P-Xylene	7	0.16-15	5.0	3.1	5.1	0.086		DL

Table 36-3-11-2. Summary of Analtyical Results for Site 36-3 Phase II Soil Samples (page 2 of 2)

Constituent	Number of Samples*	Concentrations (ug/g) Range	Mean**	Median**	Standard Deviation**	ESE Detection Limit	MRI Detection Limit	Indicator Level
HPA								
Fluoroacetic Acid (N=7)+	4	2.9-19	--	--	--	2.0		DL
MPA (N=10)+	2	2.9-6.1	--	--	--	2.0		DL
TDGCL (N=10)+								DL
None detected								
VOLATILE ORGANICS (N=12)+								DL
Dicyclopentadiene	6	2->300	90	6	100	0.3		DL
Ethylbenzene	5	0.5-10	3	0.7	4	0.3		DL
Methylene Chloride	5	0.6-0.8	0.7	0.7	0.07	0.3		DL
Tetrachloroethene	6	1->100	30	5	50	0.3		DL
Toluene	8	0.7-300	40	2	100	0.3		DL
Trichloroethene	3	0.8-3	--	--	--	0.3		DL
M-Xylene	6	1-10	4	2	5	0.3		DL
DMDS	3	0.7->30	--	--	--	0.3		DL
Benzene	5	0.4-30	10	4	10	0.3		DL
O- and/or P-Xylene	5	2-10	5	3	4	0.5		DL
Carbon Tetrachloride	2	8-9	--	--	--	0.3		DL
Chloroform	6	1-10	5	5	3	0.3		DL
Bicycloheptadiene	3	0.9-60	--	--	--	0.3		DL
DBCP (Nemagon)	5	2->30	8	2	10	0.3		DL
SEMIVOLATILE ORGANICS (N=16)+								DL
Aldrin	4	4-700	--	--	--	0.9		DL
Chlorophenylmethyl sulfide	1	20	--	--	--	0.3		DL
Chlorophenylmethyl sulfone	1	0.8	--	--	--	0.3		DL
DBCP (Nemagon)	2	4-100	--	--	--	0.3		DL
Dicyclopentadiene	2	100-400	--	--	--	0.3		DL
Dieldrin	6	0.7-100	40	10	50	0.3		DL
Endrin	5	0.8-400	100	60	200	0.7		DL
Hexachlorocyclopentadiene	4	3-40000	--	--	--	1		DL
Isodrin	2	900-1000	--	--	--	0.3		DL
MERCURY (N=28)+								
Mercury	11	0.080-0.43	0.24	0.24	0.11	0.050	0.070	DL-0.10

* Number of samples in which constituent was detected. Only these sample results were used in statistical analyses.
** Statistics not calculated when constituent detected in fewer than five samples.
\+ Number of samples analyzed by laboratory.
DL Detection limit.

Source: ESE, 1988.

Table 36-3-II-3. Concentrations of Target Analtyes Above Detection Limits in Site 36-3 Phase II Soil Samples (page 1 of 12)

Boring Number	3430	3430	3431	3431	3432	3432	3433	3433	3434	3434	3435	3435	3436
Depth (ft)	0-1	4-5	0-1	4-5	0-1	4-5	0-1	4-5	0-1	4-5	0-1	4-5	0-1
Geologic Material	Silty Sand	Silty Sand	Silty Sand	Silty Sand	Silty Sand	Silty Sand	Sandy Silt	Silty Sand	Sandy Silt	Silty Sand	Silty Sand	Silty Sand	Silty Sand
AIR MONITORING													
PID*	BKD	BKD	BKD	BKD	BKD	1.6	BKD	BKD	BKD	BKD	BKD	0.7	0.3
SOIL CHEMISTRY													
Organochlorine Pesticides (OCP) (ug/g)													
Hexachlorocyclopentadiene	<0.26	BDL	<0.52	BDL	0.006	BDL	<0.52	<0.026	1.1	<0.026	0.71	BDL	<0.26
Aldrin	<0.18	BDL	3.6	BDL	0.17	0.011	8.1	BDL	0.73	BDL	2.0	BDL	3.9
Isodrin	<0.11	BDL	14	BDL	0.016	BDL	38	BDL	<0.11	BDL	<0.22	BDL	0.29
DDE,PP'	0.03	BDL	1.4	BDL	BDL	BDL	1.9	BDL	<0.10	BDL	<0.20	BDL	0.004
Dieldrin	6.1	0.007	42	0.016	0.73	0.064	81	<0.012	9.5	<0.012	29	0.004	9.7
Endrin	2.0	0.002	8.6	BDL	0.12	0.013	19	BDL	0.73	BDL	1.7	BDL	1.8
DDT,PP'	0.003	BDL	<0.47	BDL	BDL	BDL	<0.47	BDL	0.27	BDL	<0.47	BDL	0.017
Chlordane	<11	BDL	<22	BDL	>0.44	BDL	<220	BDL	<11	BDL	<22	BDL	<11
Organosulfur Compounds (OSC) (ug/g)													
DMDS	BDL	BDL	BDL	BDL	BDL	BDL	BDL	BDL	BDL	BDL	BDL	BDL	BDL
1,4 Dithiane	BDL	BDL	BDL	BDL	BDL	BDL	BDL	BDL	BDL	BDL	BDL	BDL	BDL
CPMS	BDL	BDL	BDL	BDL	BDL	BDL	BDL	BDL	BDL	BDL	BDL	BDL	BDL
Benzothiazole	BDL	BDL	BDL	BDL	BDL	BDL	BDL	BDL	BDL	BDL	BDL	BDL	BDL
CPMSO	BDL	BDL	BDL	BDL	BDL	BDL	BDL	BDL	BDL	BDL	BDL	BDL	BDL
DIMP (ug/g)													
DIMP	BDL	BDL	BDL	BDL	BDL	BDL	BDL	BDL	BDL	BDL	BDL	BDL	BDL
DMMP	BDL	BDL	BDL	BDL	BDL	BDL	BDL	BDL	BDL	BDL	BDL	BDL	BDL
DCPD (ug/g)													
Bicycloheptadiene	BDL	BDL	BDL	BDL	BDL	BDL	BDL	BDL	BDL	BDL	BDL	BDL	BDL
Methylisobutyl ketone	BDL	BDL	BDL	BDL	BDL	BDL	BDL	BDL	BDL	BDL	BDL	BDL	BDL
Dicyclopentadiene	BDL	BDL	BDL	BDL	BDL	BDL	BDL	BDL	BDL	BDL	BDL	BDL	BDL
DBCP (ug/g)													
DBCP (Nemagon)	BDL	BDL	0.014	BDL	BDL	BDL	0.009	BDL	BDL	BDL	BDL	BDL	BDL
Volatile Halocarbons (VHO) (ug/g)													
Methylene Chloride	NRQ	BDL	NRQ	BDL	NRQ	BDL	NRQ	BDL	NRQ	BDL	NRQ	BDL	NRQ
1,1-Dichloroethene	NRQ	BDL	NRQ	BDL	NRQ	BDL	NRQ	BDL	NRQ	BDL	NRQ	BDL	NRQ
Chloroform	NRQ	BDL	NRQ	BDL	NRQ	BDL	NRQ	BDL	NRQ	BDL	NRQ	BDL	NRQ
1,2-Dichloroethane	NRQ	BDL	NRQ	BDL	NRQ	BDL	NRQ	BDL	NRQ	BDL	NRQ	BDL	NRQ
Carbon Tetrachloride	NRQ	BDL	NRQ	BDL	NRQ	BDL	NRQ	BDL	NRQ	BDL	NRQ	BDL	NRQ
Trichloroethene	NRQ	BDL	NRQ	BDL	NRQ	BDL	NRQ	BDL	NRQ	BDL	NRQ	BDL	NRQ
1,1,2 Trichloroethane	NRQ	BDL	NRQ	BDL	NRQ	BDL	NRQ	BDL	NRQ	BDL	NRQ	BDL	NRQ
Tetrachloroethene	NRQ	BDL	NRQ	BDL	NRQ	BDL	NRQ	BDL	NRQ	BDL	NRQ	BDL	NRQ
Chlorobenzene	NRQ	BDL	NRQ	BDL	NRQ	BDL	NRQ	BDL	NRQ	BDL	NRQ	BDL	NRQ

< Higher detection limit due to dilution or soil matrix masking effects.
> Quantitative concentration was not achieved due to dilution constraints.
* As calibrated to an isobutylene standard.
** Detected in associated method blank.

BDL Below detection limit.
BKD No reading above ambient background.
NRQ Analysis not requested.
NA Not analyzed.

Table 36-3-11-3. Concentrations of Target Analtyes Above Detection Limits in Site 36-3 Phase II Soil Samples (page 2 of 12)

Boring Number	3430	3430	3431	3431	3432	3432	3433	3433	3434	3434	3435	3435	3436
Depth (ft)	0-1	4-5	0-1	4-5	0-1	4-5	0-1	4-5	0-1	4-5	0-1	4-5	0-1
Geologic Material	Silty Sand	Silty Sand	Silty Sand	Silty Sand	Silty Sand	Silty Sand	Sandy Silt	Silty Sand	Sandy Silt	Silty Sand	Silty Sand	Silty Sand	Silty Sand
VOLATILE AROMATICS (VAO)													
Benzene	NRQ	BDL	NRQ	BDL	NRQ	BDL	NRQ	BDL	NRQ	BDL	NRQ	BDL	NRQ
Toluene	NRQ	BDL	NRQ	BDL	NRQ	BDL	NRQ	BDL	NRQ	BDL	NRQ	BDL	NRQ
Ethylbenzene	NRQ	BDL	NRQ	BDL	NRQ	BDL	NRQ	BDL	NRQ	BDL	NRQ	BDL	NRQ
M-Xylene	NRQ	BDL	NRQ	BDL	NRQ	BDL	NRQ	BDL	NRQ	BDL	NRQ	BDL	NRQ
O- and/or P-Xylene	NRQ	BDL	NRQ	BDL	NRQ	BDL	NRQ	BDL	NRQ	BDL	NRQ	BDL	NRQ
IMPA													
Fluoroacetic Acid	NRQ	NRQ	NRQ	NRQ	NRQ	NRQ	NRQ	NRQ	NRQ	NRQ	NRQ	NRQ	NRQ
Methylphosphonic Acid	NRQ	NRQ	NRQ	NRQ	NRQ	NRQ	NRQ	NRQ	NRQ	NRQ	NRQ	NRQ	NRQ
TDGCL	NRQ	NRQ	NRQ	NRQ	NRQ	NRQ	NRQ	NRQ	NRQ	NRQ	NRQ	NRQ	NRQ
Volatile Organics (VO) by GC/MS													
Dicyclopentadiene	NRQ	NRQ	NRQ	NRQ	NRQ	NRQ	NRQ	NRQ	NRQ	NRQ	NRQ	NRQ	NRQ
Ethylbenzene	NRQ	NRQ	NRQ	NRQ	NRQ	NRQ	NRQ	NRQ	NRQ	NRQ	NRQ	NRQ	NRQ
Methylene Chloride	NRQ	NRQ	NRQ	NRQ	NRQ	NRQ	NRQ	NRQ	NRQ	NRQ	NRQ	NRQ	NRQ
Tetrachloroethene	NRQ	NRQ	NRQ	NRQ	NRQ	NRQ	NRQ	NRQ	NRQ	NRQ	NRQ	NRQ	NRQ
Toluene	NRQ	NRQ	NRQ	NRQ	NRQ	NRQ	NRQ	NRQ	NRQ	NRQ	NRQ	NRQ	NRQ
Trichloroethene	NRQ	NRQ	NRQ	NRQ	NRQ	NRQ	NRQ	NRQ	NRQ	NRQ	NRQ	NRQ	NRQ
M-Xylene	NRQ	NRQ	NRQ	NRQ	NRQ	NRQ	NRQ	NRQ	NRQ	NRQ	NRQ	NRQ	NRQ
DMDS	NRQ	NRQ	NRQ	NRQ	NRQ	NRQ	NRQ	NRQ	NRQ	NRQ	NRQ	NRQ	NRQ
Benzene	NRQ	NRQ	NRQ	NRQ	NRQ	NRQ	NRQ	NRQ	NRQ	NRQ	NRQ	NRQ	NRQ
O- and/or P-Xylene	NRQ	NRQ	NRQ	NRQ	NRQ	NRQ	NRQ	NRQ	NRQ	NRQ	NRQ	NRQ	NRQ
Carbon Tetrachloride	NRQ	NRQ	NRQ	NRQ	NRQ	NRQ	NRQ	NRQ	NRQ	NRQ	NRQ	NRQ	NRQ
Chloroform	NRQ	NRQ	NRQ	NRQ	NRQ	NRQ	NRQ	NRQ	NRQ	NRQ	NRQ	NRQ	NRQ
Bicycloheptadiene	NRQ	NRQ	NRQ	NRQ	NRQ	NRQ	NRQ	NRQ	NRQ	NRQ	NRQ	NRQ	NRQ
DBCP (Nemagon)	NRQ	NRQ	NRQ	NRQ	NRQ	NRQ	NRQ	NRQ	NRQ	NRQ	NRQ	NRQ	NRQ
Semivolatile Organics (SVO) by GC/MS													
Aldrin	NRQ	NRQ	NRQ	NRQ	NRQ	NRQ	NRQ	NRQ	NRQ	NRQ	NRQ	NRQ	NRQ
CPMS	NRQ	NRQ	NRQ	NRQ	NRQ	NRQ	NRQ	NRQ	NRQ	NRQ	NRQ	NRQ	NRQ
CPMSO2	NRQ	NRQ	NRQ	NRQ	NRQ	NRQ	NRQ	NRQ	NRQ	NRQ	NRQ	NRQ	NRQ
DBCP (Nemagon)	NRQ	NRQ	NRQ	NRQ	NRQ	NRQ	NRQ	NRQ	NRQ	NRQ	NRQ	NRQ	NRQ
Dicyclopentadiene	NRQ	NRQ	NRQ	NRQ	NRQ	NRQ	NRQ	NRQ	NRQ	NRQ	NRQ	NRQ	NRQ
Dieldrin	NRQ	NRQ	NRQ	NRQ	NRQ	NRQ	NRQ	NRQ	NRQ	NRQ	NRQ	NRQ	NRQ
Endrin	NRQ	NRQ	NRQ	NRQ	NRQ	NRQ	NRQ	NRQ	NRQ	NRQ	NRQ	NRQ	NRQ
Hexachlorocyclopentadiene	NRQ	NRQ	NRQ	NRQ	NRQ	NRQ	NRQ	NRQ	NRQ	NRQ	NRQ	NRQ	NRQ
Isodrin	NRQ	NRQ	NRQ	NRQ	NRQ	NRQ	NRQ	NRQ	NRQ	NRQ	NRQ	NRQ	NRQ
Mercury	BDL	NRQ	0.24	NRQ	BDL	NRQ	0.43	NRQ	0.088	NRQ	0.20	NRQ	0.11

< Higher detection limit due to dilution or soil matrix masking effects.
> Quantitative concentration was not achieved due to dilution constraints.
* As calibrated to an isobutylene standard.
** Detected in associated method blank.

BDL Below detection limit.
BKD No reading above ambient background.
NRQ Analysis not requested.
NA Not analyzed.

Table 36-3-11-3. Concentrations of Target Analtyes Above Detection Limits in Site 36-3 Phase II Soil Samples (page 3 of 12)

Boring Number	3436	3437	3437	3438	3438	3439	3439	3440	3440	3441	3441	3442	3442
Depth (ft)	4-5	0-1	4-5	0-1	4-5	0-1	4-5	0-1	4-5	0-1	4-5	0-1	4-5
Geologic Material	Silty Sand	Silty Sand	Silty Sand	Silty Sand	Silty Sand	Sandy Silt	Saturated Sandy Silt	Sandy Silt	Sandy Silt	Sandy Silt	Silty Sand	Silty Sand	Silty Sand
AIR MONITORING													
PID*	BKD	BKD	BKD	BKD	BKD	BKD	BKD	0.2	BKD	BKD	BKD	BKD	BKD
SOIL CHEMISTRY													
Organochlorine Pesticides (OCP) (ug/g)													
Hexachlorocyclopentadiene	BDL	<0.52	BDL	BDL	BDL	BDL	BDL	0.004	BDL	0.011	BDL	BDL	BDL
Aldrin	0.005	190	BDL	0.052	BDL	0.042	BDL	0.85	BDL	0.34	BDL	<0.18	BDL
Isodrin	BDL	<11	BDL	BDL	BDL	BDL	BDL	0.042	BDL	0.019	BDL	0.005	BDL
DDE,PP'	BDL	<0.20	BDL	BDL	BDL	BDL	BDL	0.004	BDL	0.014	BDL	0.004	BDL
Dieldrin	0.003	230	BDL	0.17	BDL	1.2	BDL	15	BDL	4.4	0.11	1.2	0.067
Endrin	BDL	73	BDL	0.004	BDL	0.023	BDL	0.38	BDL	0.36	0.26	<0.10	BDL
DDT,PP'	BDL	<0.47	BDL	BDL	BDL	BDL	BDL	0.03	BDL	0.033	BDL	0.009	BDL
Chlordane	BDL	<1100	BDL	BDL	BDL	BDL	BDL	<22	BDL	BDL	BDL	<11	BDL
Organosulfur Compounds (OSC) (ug/g)													
DMDS	BDL	BDL	BDL	BDL	BDL	BDL	BDL	BDL	BDL	BDL	BDL	BDL	BDL
1,4 Dithiane	BDL	BDL	BDL	BDL	BDL	BDL	BDL	BDL	BDL	BDL	BDL	BDL	BDL
CPMS	BDL	BDL	BDL	BDL	BDL	BDL	BDL	BDL	BDL	BDL	BDL	BDL	BDL
Benzothiazole	BDL	BDL	BDL	BDL	BDL	BDL	BDL	BDL	BDL	BDL	BDL	BDL	BDL
CPMSO	BDL	BDL	BDL	BDL	BDL	BDL	BDL	BDL	BDL	BDL	BDL	BDL	BDL
DIMP (ug/g)													
DIMP	BDL	BDL	0.50	BDL	BDL	BDL	BDL	BDL	BDL	BDL	BDL	BDL	BDL
DMMP	BDL	BDL	BDL	BDL	BDL	BDL	BDL	BDL	BDL	BDL	BDL	BDL	BDL
DCPD (ug/g)													
Bicycloheptadiene	BDL	BDL	BDL	BDL	BDL	BDL	BDL	BDL	BDL	BDL	BDL	BDL	BDL
Methylisobutyl ketone	BDL	BDL	BDL	BDL	BDL	BDL	BDL	BDL	BDL	BDL	BDL	BDL	BDL
Dicyclopentadiene	BDL	BDL	BDL	BDL	BDL	BDL	BDL	BDL	BDL	BDL	BDL	BDL	BDL
DBCP (ug/g)													
DBCP (Nemagon)	BDL	BDL	BDL	BDL	BDL	BDL	BDL	BDL	BDL	BDL	BDL	BDL	BDL
Volatile Halocarbons (VHO) (ug/g)													
Methylene Chloride	BDL	NRQ	BDL	NRQ	BDL	NRQ	BDL	NRQ	BDL	NRQ	BDL	NRQ	BDL
1,1-Dichloroethene	BDL	NRQ	BDL	NRQ	BDL	NRQ	BDL	NRQ	BDL	NRQ	BDL	NRQ	BDL
Chloroform	BDL	NRQ	BDL	NRQ	BDL	NRQ	BDL	NRQ	BDL	NRQ	BDL	NRQ	BDL
1,2-Dichloroethane	BDL	NRQ	BDL	NRQ	BDL	NRQ	BDL	NRQ	BDL	NRQ	BDL	NRQ	BDL
Carbon Tetrachloride	BDL	NRQ	BDL	NRQ	BDL	NRQ	BDL	NRQ	BDL	NRQ	BDL	NRQ	BDL
Trichloroethene	BDL	NRQ	BDL	NRQ	BDL	NRQ	BDL	NRQ	BDL	NRQ	BDL	NRQ	BDL
1,1,2-Trichloroethane	BDL	NRQ	BDL	NRQ	BDL	NRQ	BDL	NRQ	BDL	NRQ	BDL	NRQ	BDL
Tetrachloroethene	BDL	NRQ	BDL	NRQ	BDL	NRQ	BDL	NRQ	BDL	NRQ	BDL	NRQ	BDL
Chlorobenzene	BDL	NRQ	BDL	NRQ	BDL	NRQ	BDL	NRQ	BDL	NRQ	BDL	NRQ	BDL

< Higher detection limit due to dilution or soil matrix masking effects.
> Quantitative concentration was not achieved due to dilution constraints.
* As calibrated to an isobutylene standard.
** Detected in associated method blank.

BDL Below detection limit.
BKD No reading above ambient background.
NRQ Analysis not requested.
NA Not analyzed.

Table 36-3-II-3. Concentrations of Target Analtyes Above Detection Limits in Site 36-3 Phase II Soil Samples (page 4 of 12)

Boring Number	3436	3437	3437	3438	3438	3439	3439	3440	3440	3441	3441	3442	3442
Depth (ft)	4-5	0-1	4-5	0-1	4-5	0-1	4-5	0-1	4-5	0-1	4-5	0-1	4-5
Geologic Material	Silty Sand	Silty Sand	Silty Sand	Silty Sand	Silty Sand	Sandy Silt	Saturated Sandy Silt	Sandy Silt	Sandy Silt	Sandy Silt	Silty Sand	Silty Sand	Silty Sand
VOLATILE AROMATICS (VAO)													
Benzene	BDL	NRQ	BDL	NRQ	BDL	NRQ	BDL	NRQ	BDL	NRQ	BDL	NRQ	BDL
Toluene	BDL	NRQ	BDL	NRQ	BDL	NRQ	BDL	NRQ	BDL	NRQ	BDL	NRQ	BDL
Ethylbenzene	BDL	NRQ	BDL	NRQ	BDL	NRQ	BDL	NRQ	BDL	NRQ	BDL	NRQ	BDL
M-Xylene	BDL	NRQ	BDL	NRQ	BDL	NRQ	BDL	NRQ	BDL	NRQ	BDL	NRQ	BDL
O- and/or P-Xylene	BDL	NRQ	BDL	NRQ	BDL	NRQ	BDL	NRQ	BDL	NRQ	BDL	NRQ	BDL
IMPA													
Fluoroacetic Acid	NRQ	NRQ	NRQ	NRQ	NRQ	NRQ	NRQ	NRQ	NRQ	NRQ	NRQ	NRQ	NRQ
Methylphosphonic Acid	NRQ	NRQ	NRQ	NRQ	NRQ	NRQ	NRQ	NRQ	NRQ	NRQ	NRQ	NRQ	NRQ
TDGCL	NRQ	NRQ	NRQ	NRQ	NRQ	NRQ	NRQ	NRQ	NRQ	NRQ	NRQ	NRQ	NRQ
Volatile Organics (VO) by GC/MS													
Dicyclopentadiene	NRQ	NRQ	NRQ	NRQ	NRQ	NRQ	NRQ	NRQ	NRQ	NRQ	NRQ	NRQ	NRQ
Ethylbenzene	NRQ	NRQ	NRQ	NRQ	NRQ	NRQ	NRQ	NRQ	NRQ	NRQ	NRQ	NRQ	NRQ
Methylene Chloride	NRQ	NRQ	NRQ	NRQ	NRQ	NRQ	NRQ	NRQ	NRQ	NRQ	NRQ	NRQ	NRQ
Tetrachloroethene	NRQ	NRQ	NRQ	NRQ	NRQ	NRQ	NRQ	NRQ	NRQ	NRQ	NRQ	NRQ	NRQ
Toluene	NRQ	NRQ	NRQ	NRQ	NRQ	NRQ	NRQ	NRQ	NRQ	NRQ	NRQ	NRQ	NRQ
Trichloroethene	NRQ	NRQ	NRQ	NRQ	NRQ	NRQ	NRQ	NRQ	NRQ	NRQ	NRQ	NRQ	NRQ
M-Xylene	NRQ	NRQ	NRQ	NRQ	NRQ	NRQ	NRQ	NRQ	NRQ	NRQ	NRQ	NRQ	NRQ
DMDS	NRQ	NRQ	NRQ	NRQ	NRQ	NRQ	NRQ	NRQ	NRQ	NRQ	NRQ	NRQ	NRQ
Benzene	NRQ	NRQ	NRQ	NRQ	NRQ	NRQ	NRQ	NRQ	NRQ	NRQ	NRQ	NRQ	NRQ
O- and/or P-Xylene	NRQ	NRQ	NRQ	NRQ	NRQ	NRQ	NRQ	NRQ	NRQ	NRQ	NRQ	NRQ	NRQ
Carbon Tetrachloride	NRQ	NRQ	NRQ	NRQ	NRQ	NRQ	NRQ	NRQ	NRQ	NRQ	NRQ	NRQ	NRQ
Chloroform	NRQ	NRQ	NRQ	NRQ	NRQ	NRQ	NRQ	NRQ	NRQ	NRQ	NRQ	NRQ	NRQ
Bicycloheptadiene	NRQ	NRQ	NRQ	NRQ	NRQ	NRQ	NRQ	NRQ	NRQ	NRQ	NRQ	NRQ	NRQ
DBCP (Nemagon)	NRQ	NRQ	NRQ	NRQ	NRQ	NRQ	NRQ	NRQ	NRQ	NRQ	NRQ	NRQ	NRQ
Semivolatile Organics (SVO) by GC/MS													
Aldrin	NRQ	NRQ	NRQ	NRQ	NRQ	NRQ	NRQ	NRQ	NRQ	NRQ	NRQ	NRQ	BDL
CPMS	NRQ	NRQ	NRQ	NRQ	NRQ	NRQ	NRQ	NRQ	NRQ	NRQ	NRQ	NRQ	BDL
CPMSO2	NRQ	NRQ	NRQ	NRQ	NRQ	NRQ	NRQ	NRQ	NRQ	NRQ	NRQ	NRQ	BDL
DBCP (Nemagon)	NRQ	NRQ	NRQ	NRQ	NRQ	NRQ	NRQ	NRQ	NRQ	NRQ	NRQ	NRQ	BDL
Dicyclopentadiene	NRQ	NRQ	NRQ	NRQ	NRQ	NRQ	NRQ	NRQ	NRQ	NRQ	NRQ	NRQ	BDL
Dieldrin	NRQ	NRQ	NRQ	NRQ	NRQ	NRQ	NRQ	NRQ	NRQ	NRQ	NRQ	NRQ	BDL
Endrin	NRQ	NRQ	NRQ	NRQ	NRQ	NRQ	NRQ	NRQ	NRQ	NRQ	NRQ	NRQ	BDL
Hexachlorocyclopentadiene	NRQ	NRQ	NRQ	NRQ	NRQ	NRQ	NRQ	NRQ	NRQ	NRQ	NRQ	NRQ	BDL
Isodrin	NRQ	NRQ	NRQ	NRQ	NRQ	NRQ	NRQ	NRQ	NRQ	NRQ	NRQ	NRQ	BDL
Mercury	NRQ	0.36	NRQ	BDL	NRQ	BDL	NRQ	BDL	NRQ	0.17	NRQ	BDL	NRQ

< Higher detection limit due to dilution or soil matrix masking effects.
> Quantitative concentration was not achieved due to dilution constraints.
* As calibrated to an isobutylene standard.
** Detected in associated method blank.

BDL Below detection limit.
BKD No reading above ambient background.
NRQ Analysis not requested.
NA Not analyzed.

Table 36-3-II-3. Concentrations of Target Analtyes Above Detection Limits in Site 36-3 Phase II Soil Samples (page 5 of 12)

Boring Number	3442	3443	3443	3443	3444	3444	3444	3444	3445	3445	3445	3445	3445	3446
Depth (ft)	5-6	0-1	4-5	7-8	0-1	3-4	4-5	9-10	0-1	4-5	5-6	6-7	9-10	0-1
Geologic Material	Silty Sand	Silty Sand	Silty Sand	Silty Sand	Silty Sand	Non-Soil	Silty Sand	Silty Sand	Sandy Silt	Non-Soil	Non-Soil	Sandy Silt	Sandy Silt	Silty Sand
AIR MONITORING														
PID*	BKD	BKD	BKD	2.4	BKD	BKD	BKD	38	BKD	BKD	BKD	35	38	BKD
SOIL CHEMISTRY														
Organochlorine Pesticides (OCP) (ug/g)														
Hexachlorocyclopentadiene	BDL	<0.52	BDL	BDL	>4.0	14	>2.0	1200	0.49	12	>8000	>1600	3300	1.1
Aldrin	BDL	1.5	BDL	BDL	<0.18	<1.8	<0.018	<9.1	<0.18	11	<36	<73	230	0.32
Isodrin	BDL	<0.22	BDL	BDL	<0.11	<1.1	<0.011	<5.6	<0.11	<0.22	<22	<44	<22	<0.11
DDE,PP'	BDL	<0.20	BDL	BDL	<0.10	<1.0	<0.010	<5.0	<0.10	<0.20	<20	<40	<20	<0.10
Dieldrin	0.070	<0.48	BDL	0.012	4.5	4.6	0.072	<6.1	0.29	<0.61	<24	97	35	0.53
Endrin	BDL	1.0	BDL	BDL	0.40	<1.0	<0.010	25	<0.10	1.1	<20	<40	190	<0.10
DDT,PP'	BDL	<0.47	BDL	BDL	<0.23	<2.3	<0.023	<12	<0.23	<0.47	<47	<94	<47	<0.23
Chlordane	BDL	<22	BDL	BDL	<11	<110	<1.1	<550	<11	<22	<2200	<4400	<2200	<11
Organosulfur Compounds (OSC) (ug/g)														
DMDS	BDL	BDL	BDL	BDL	BDL	BDL	BDL	9.1	BDL	BDL	BDL	BDL	17	BDL
1,4 Dithiane	BDL	BDL	BDL	BDL	BDL	BDL	BDL	BDL	BDL	BDL	BDL	BDL	BDL	BDL
CPMS	BDL	BDL	BDL	BDL	BDL	BDL	BDL	BDL	BDL	BDL	BDL	BDL	BDL	BDL
Benzothiazole	BDL	BDL	BDL	BDL	BDL	BDL	BDL	BDL	BDL	BDL	BDL	BDL	BDL	BDL
CPMSO	BDL	BDL	BDL	BDL	BDL	BDL	BDL	BDL	BDL	BDL	BDL	BDL	BDL	BDL
DIMP (ug/g)														
DIMP	BDL	BDL	BDL	BDL	BDL	BDL	BDL	BDL	BDL	BDL	BDL	BDL	BDL	BDL
DMMP	BDL	BDL	BDL	BDL	BDL	BDL	BDL	BDL	BDL	BDL	BDL	BDL	BDL	BDL
DCPD (ug/g)														
Bicycloheptadiene	BDL	BDL	BDL	BDL	BDL	BDL	BDL	BDL	BDL	BDL	BDL	BDL	BDL	BDL
Methylisobutyl ketone	BDL	BDL	BDL	BDL	BDL	BDL	BDL	9.0	BDL	BDL	BDL	BDL	14	BDL
Dicyclopentadiene	BDL	BDL	BDL	BDL	BDL	BDL	BDL	BDL	BDL	BDL	BDL	BDL	BDL	BDL
DBCP (ug/g)														
DBCP (Nemagon)	0.016	BDL	BDL	0.26	<0.10	<0.10	<0.025	<50	<0.025	<2.5	<2.5	<50	<2.5	BDL
Volatile Halocarbons (VHO) (ug/g)														
Methylene Chloride	0.18**	NRQ	BDL	0.36	NRQ	BDL	BDL	BDL	NRQ	BDL	0.31	0.46	BDL	NRQ
1,1-Dichloroethene	BDL	NRQ	BDL	BDL	NRQ	BDL	BDL	BDL	NRQ	BDL	BDL	0.21	BDL	NRQ
Chloroform	BDL	NRQ	BDL	0.16	NRQ	BDL	BDL	>1.0	NRQ	0.22	>1.0	>1.0	>1.0	NRQ
1,2-Dichloroethane	BDL	NRQ	BDL	BDL	NRQ	BDL	BDL	BDL	NRQ	BDL	BDL	0.45	BDL	NRQ
Carbon Tetrachloride	BDL	NRQ	BDL	BDL	NRQ	BDL	BDL	>1.0	NRQ	BDL	BDL	>1.0	>1.0	NRQ
Trichloroethene	BDL	NRQ	BDL	BDL	NRQ	BDL	BDL	BDL	NRQ	BDL	BDL	>1.0	BDL	NRQ
1,1,2-Trichloroethane	BDL	NRQ	BDL	BDL	NRQ	BDL	BDL	BDL	NRQ	BDL	BDL	0.2	BDL	NRQ
Tetrachloroethene	BDL	NRQ	>1.0	0.25	NRQ	0.29	BDL	>1.0	NRQ	0.83	>1.0	>1.0	>1.0	NRQ
Chlorobenzene	BDL	NRQ	BDL	BDL	NRQ	BDL	BDL	>1.0	NRQ	BDL	BDL	BDL	BDL	NRQ

< Higher detection limit due to dilution or soil matrix masking effects.
> Quantitative concentration was not achieved due to dilution constraints.
* As calibrated to an isobutylene standard.
** Detected in associated method blank.

BDL Below detection limit.
BKD No reading above ambient background.
NRQ Analysis not requested.
NA Not analyzed.

Table 36-3-11-3. Concentrations of Target Analtyes Above Detection Limits in Site 36-3 Phase II Soil Samples (page 6 of 12)

Boring Number	3442	3443	3443	3443	3444	3444	3444	3444	3445	3445	3445	3445	3445	3446
Depth (ft)	5-6	0-1	4-5	7-8	0-1	3-4	4-5	9-10	0-1	4-5	5-6	6-7	9-10	0-1
Geologic Material	Silty Sand	Silty Sand	Silty Sand	Silty Sand	Silty Sand	Non-Soil	Silty Sand	Silty Sand	Sandy Silt	Non-Soil	Non-Soil	Sandy Silt	Sandy Silt	Silty Sand
VOLATILE AROMATICS (VAO)														
Benzene	BDL	NRQ	BDL	BDL	NRQ	BDL	BDL	2.8	NRQ	BDL	0.14	2.5	>4.6	NRQ
Toluene	BDL	NRQ	BDL	BDL	NRQ	BDL	BDL	3.9	NRQ	BDL	0.26	4.5	>4.3	NRQ
Ethylbenzene	BDL	NRQ	BDL	BDL	NRQ	BDL	BDL	1.0	NRQ	BDL	BDL	3.0	1.8	NRQ
M-Xylene	BDL	NRQ	BDL	BDL	NRQ	BDL	BDL	1.2	NRQ	BDL	BDL	2.4	3.5	NRQ
O- and/or P-Xylene	BDL	NRQ	BDL	BDL	NRQ	BDL	BDL	1.1	NRQ	BDL	BDL	3.1	4.7	NRQ
IMPA														
Fluoroacetic Acid	NRQ	NA	NA	NA	NRQ	NRQ	NRQ	NRQ	NRQ	NRQ	NRQ	NRQ	NRQ	NRQ
Methylphosphonic Acid	NRQ	BDL	2.9	6.1	NRQ	NRQ	NRQ	NRQ	NRQ	NRQ	NRQ	NRQ	NRQ	NRQ
TDGCL	NRQ	BDL	BDL	BDL	NRQ	NRQ	NRQ	NRQ	NRQ	NRQ	NRQ	NRQ	NRQ	NRQ
Volatile Organics (VO) by GC/MS														
Dicyclopentadiene	BDL	NRQ	NRQ	NRQ	NRQ	NRQ	NRQ	NRQ	NRQ	NRQ	BDL	BDL	BDL	NRQ
Ethylbenzene	BDL	NRQ	NRQ	NRQ	NRQ	NRQ	NRQ	NRQ	NRQ	NRQ	BDL	0.8	0.6	NRQ
Methylene Chloride	BDL	NRQ	NRQ	NRQ	NRQ	NRQ	NRQ	NRQ	NRQ	NRQ	0.6**	0.8**	0.6**	NRQ
Tetrachloroethene	BDL	NRQ	NRQ	NRQ	NRQ	NRQ	NRQ	NRQ	NRQ	NRQ	6	100	20	NRQ
Toluene	BDL	NRQ	NRQ	NRQ	NRQ	NRQ	NRQ	NRQ	NRQ	NRQ	0.7	2	3	NRQ
Trichloroethene	BDL	NRQ	NRQ	NRQ	NRQ	NRQ	NRQ	NRQ	NRQ	NRQ	BDL	2	BDL	NRQ
M-Xylene	BDL	NRQ	NRQ	NRQ	NRQ	NRQ	NRQ	NRQ	NRQ	NRQ	BDL	1	2	NRQ
DMDS	BDL	NRQ	NRQ	NRQ	NRQ	NRQ	NRQ	NRQ	NRQ	NRQ	BDL	BDL	20	NRQ
Benzene	BDL	NRQ	NRQ	NRQ	NRQ	NRQ	NRQ	NRQ	NRQ	NRQ	0.4	4	20	NRQ
O- and/or P-Xylene	BDL	NRQ	NRQ	NRQ	NRQ	NRQ	NRQ	NRQ	NRQ	NRQ	BDL	2	3	NRQ
Carbon Tetrachloride	BDL	NRQ	NRQ	NRQ	NRQ	NRQ	NRQ	NRQ	NRQ	NRQ	BDL	8	9	NRQ
Chloroform	BDL	NRQ	NRQ	NRQ	NRQ	NRQ	NRQ	NRQ	NRQ	NRQ	5	10	1	NRQ
Bicycloheptadiene	BDL	NRQ	NRQ	NRQ	NRQ	NRQ	NRQ	NRQ	NRQ	NRQ	BDL	BDL	BDL	NRQ
DBCP (Nemagon)	BDL	NRQ	NRQ	NRQ	NRQ	NRQ	NRQ	NRQ	NRQ	NRQ	BDL	2	2	NRQ
Semivolatile Organics (SVO) by GC/MS														
Aldrin	BDL	NRQ	NRQ	NRQ	NRQ	NRQ	NRQ	NRQ	NRQ	4	<30	<20	100	NRQ
CPMS	BDL	NRQ	NRQ	NRQ	NRQ	NRQ	NRQ	NRQ	NRQ	BDL	<7	<6	<7	NRQ
CPMSO2	BDL	NRQ	NRQ	NRQ	NRQ	NRQ	NRQ	NRQ	NRQ	BDL	<8	<7	<8	NRQ
DBCP (Nemagon)	BDL	NRQ	NRQ	NRQ	NRQ	NRQ	NRQ	NRQ	NRQ	BDL	<9	<8	<9	NRQ
Dicyclopentadiene	BDL	NRQ	NRQ	NRQ	NRQ	NRQ	NRQ	NRQ	NRQ	BDL	<7	<7	<7	NRQ
Dieldrin	BDL	NRQ	NRQ	NRQ	NRQ	NRQ	NRQ	NRQ	NRQ	9	<7	<6	10	NRQ
Endrin	BDL	NRQ	NRQ	NRQ	NRQ	NRQ	NRQ	NRQ	NRQ	BDL	<20	<20	60	NRQ
Hexachlorocyclopentadiene	BDL	NRQ	NRQ	NRQ	NRQ	NRQ	NRQ	NRQ	NRQ	3	5000	40000	10000	NRQ
Isodrin	BDL	NRQ	NRQ	NRQ	NRQ	NRQ	NRQ	NRQ	NRQ	BDL	<9	<8	<8	NRQ
Mercury	NRQ	0.30	NRQ	NRQ	BDL	NRQ	NRQ	NRQ	BDL	NRQ	NRQ	NRQ	NRQ	BDL

< Higher detection limit due to dilution or soil matrix masking effects.
> Quantitative concentration was not achieved due to dilution constraints.
* As calibrated to an isobutylene standard.
** Detected in associated method blank.

BDL Below detection limit.
BKD No reading above ambient background.
NRQ Analysis not requested.
NA Not analyzed.

Table 36-3-11-3. Concentrations of Target Analtyes Above Detection Limits in Site 36-3 Phase II Soil Samples (page 7 of 12)

Boring Number	3446	3446	3447	3447	3447	3448	3448	3448	3449	3449	3449	3450	3450
Depth (ft)	5-6	7-8	0-1	4-5	9-10	0-1	4-5	6-7	0-1	4-5	8-9	0-1	6-7
Geologic Material	Silty Sand	Silty Sand	Silty Sand	Sandy Silt	Sandy Silt	Silty Sand	Silty Sand	Silty Sand	Silty Sand	Silty Sand	Silty Sand	Silty Sand	Sand
AIR MONITORING													
PID*	90	40	BKD	2.5	5.9	BKD	0.2	BKD	BKD	BKD	BKD	BKD	BKD
SOIL CHEMISTRY													
Organochlorine Pesticides (OCP) (ug/g)													
Hexachlorocyclopentadiene	<26	<0.26	<0.26	<0.26	<0.26	0.010	BDL	0.006	0.004	BDL	BDL	BDL	BDL
Aldrin	75	>680	<0.18	<0.18	17	0.008	BDL	BDL	2.8	0.007	BDL	0.028	0.36
Isodrin	>370	>730	<0.11	<0.11	0.58	BDL	BDL	BDL	0.044	BDL	BDL	0.017	0.046
DDE,PP'	<0.10	<0.10	<0.10	<0.10	<0.10	0.004	BDL	BDL	BDL	BDL	BDL	BDL	BDL
Dieldrin	210	45	1.7	<0.12	<0.12	0.49	0.003	BDL	4.3	0.004	BDL	1.5	<0.12
Endrin	>380	390	<1.0	1.9	<0.10	0.13	0.007	0.033	0.024	0.005	0.003	0.54	0.021
DDT,PP'	<0.23	<0.23	<0.23	<0.23	<0.23	0.008	BDL	BDL	BDL	BDL	BDL	0.023	BDL
Chlordane	<11	<11	<11	<11	<11	<11	BDL	BDL	BDL	BDL	BDL	<11	BDL
Organosulfur Compounds (OSC) (ug/g)													
DMDS	BDL	BDL	BDL	BDL	BDL	BDL	BDL	BDL	BDL	BDL	BDL	BDL	BDL
1,4 Dithiane	BDL	BDL	BDL	BDL	BDL	BDL	BDL	BDL	BDL	BDL	BDL	BDL	BDL
CPMS	110	26	1.7	BDL	BDL	BDL	BDL	BDL	BDL	BDL	BDL	BDL	2.4
Benzothiazole	26	61	BDL	BDL	BDL	BDL	BDL	BDL	BDL	BDL	BDL	BDL	BDL
CPMSO	BDL	BDL	3.8	BDL	BDL	BDL	BDL	BDL	BDL	BDL	BDL	BDL	BDL
DIMP (ug/g)													
DIMP	BDL	BDL	BDL	BDL	BDL	BDL	BDL	BDL	BDL	BDL	BDL	BDL	BDL
DMMP	BDL	BDL	BDL	BDL	0.67	BDL	BDL	BDL	BDL	BDL	BDL	BDL	BDL
DCPD (ug/g)													
Bicycloheptadiene	BDL	BDL	BDL	BDL	BDL	BDL	BDL	BDL	BDL	BDL	BDL	BDL	BDL
Methylisobutyl ketone	BDL	BDL	BDL	BDL	BDL	BDL	BDL	BDL	BDL	BDL	BDL	BDL	BDL
Dicyclopentadiene	BDL	BDL	BDL	BDL	BDL	BDL	BDL	BDL	BDL	BDL	BDL	BDL	BDL
DBCP (ug/g)													
DBCP (Nemagon)	<5.0	<25	BDL	BDL	1.2	BDL	BDL	BDL	BDL	BDL	BDL	BDL	BDL
Volatile Halocarbons (VHO) (ug/g)													
Methylene Chloride	<0.75	<15	NRQ	BDL	BDL	NRQ	BDL	BDL	NRQ	BDL	BDL	NRQ	0.38
1,1-Dichloroethene	<0.60	<12	NRQ	BDL	BDL	NRQ	BDL	BDL	NRQ	BDL	BDL	NRQ	BDL
Chloroform	1.6	<10	NRQ	BDL	BDL	NRQ	BDL	BDL	NRQ	BDL	BDL	NRQ	0.2
1,2-Dichloroethane	<0.40	<8.0	NRQ	BDL	BDL	NRQ	BDL	BDL	NRQ	BDL	BDL	NRQ	BDL
Carbon Tetrachloride	<0.60	<12	NRQ	BDL	BDL	NRQ	BDL	BDL	NRQ	BDL	BDL	NRQ	BDL
Trichloroethene	<0.45	<9.0	NRQ	BDL	0.29	NRQ	BDL	BDL	NRQ	BDL	BDL	NRQ	0.11
1,1,2-Trichloroethane	<0.60	<12	NRQ	BDL	BDL	NRQ	BDL	BDL	NRQ	BDL	BDL	NRQ	BDL
Tetrachloroethene	1.1	17	NRQ	BDL	BDL	NRQ	BDL	BDL	NRQ	BDL	BDL	NRQ	BDL
Chlorobenzene	<0.90	<18	NRQ	BDL	BDL	NRQ	BDL	BDL	NRQ	BDL	BDL	NRQ	BDL

< Higher detection limit due to dilution or soil matrix masking effects.
> Quantitative concentration was not achieved due to dilution constraints.
* As calibrated to an isobutylene standard.
** Detected in associated method blank.

BDL Below detection limit.
BKD No reading above ambient background.
NRQ Analysis not requested.
NA Not analyzed.

Table 36-3-II-3. Concentrations of Target Analtyes Above Detection Limits in Site 36-3 Phase II Soil Samples (page 8 of 12)

Boring Number	3446	3446	3447	3447	3447	3448	3448	3448	3449	3449	3449	3450	3450
Depth (ft)	5-6	7-8	0-1	4-5	9-10	0-1	4-5	6-7	0-1	4-5	8-9	0-1	6-7
Geologic Material	Silty Sand	Silty Sand	Silty Sand	Sandy Silt	Sandy Silt	Silty Sand	Silty Sand	Silty Sand	Silty Sand	Silty Sand	Silty Sand	Silty Sand	Sand
VOLATILE AROMATICS (VAO)													
Benzene	0.67	<8.1	NRQ	BDL	BDL	NRQ	BDL	BDL	NRQ	BDL	BDL	NRQ	BDL
Toluene	<.48	<9.6	NRQ	BDL	BDL	NRQ	BDL	BDL	NRQ	BDL	BDL	NRQ	0.19
Ethylbenzene	<.22	<4.3	NRQ	BDL	2.1	NRQ	BDL	BDL	NRQ	BDL	BDL	NRQ	BDL
M-Xylene	<.27	<5.3	NRQ	BDL	1.1	NRQ	BDL	BDL	NRQ	BDL	BDL	NRQ	0.18
O- and/or P-Xylene	<.43	<8.6	NRQ	BDL	2.4	NRQ	BDL	BDL	NRQ	BDL	BDL	NRQ	0.16
IMPA													
Fluoroacetic Acid	NRQ	NRQ	NRQ	NRQ	NRQ	NRQ	NRQ	NRQ	NRQ	NRQ	NRQ	NRQ	NRQ
Methylphosphonic Acid	NRQ	NRQ	NRQ	NRQ	NRQ	NRQ	NRQ	NRQ	NRQ	NRQ	NRQ	NRQ	NRQ
TDGCL	NRQ	NRQ	NRQ	NRQ	NRQ	NRQ	NRQ	NRQ	NRQ	NRQ	NRQ	NRQ	NRQ
Volatile Organics (VO) by GC/MS													
Dicyclopentadiene	NRQ	NRQ	NRQ	NRQ	NRQ	NRQ	NRQ	NRQ	NRQ	NRQ	BDL	NRQ	NRQ
Ethylbenzene	NRQ	NRQ	NRQ	NRQ	NRQ	NRQ	NRQ	NRQ	NRQ	NRQ	BDL	NRQ	NRQ
Methylene Chloride	NRQ	NRQ	NRQ	NRQ	NRQ	NRQ	NRQ	NRQ	NRQ	NRQ	BDL	NRQ	NRQ
Tetrachloroethene	NRQ	NRQ	NRQ	NRQ	NRQ	NRQ	NRQ	NRQ	NRQ	NRQ	BDL	NRQ	NRQ
Toluene	NRQ	NRQ	NRQ	NRQ	NRQ	NRQ	NRQ	NRQ	NRQ	NRQ	BDL	NRQ	NRQ
Trichloroethene	NRQ	NRQ	NRQ	NRQ	NRQ	NRQ	NRQ	NRQ	NRQ	NRQ	BDL	NRQ	NRQ
M-Xylene	NRQ	NRQ	NRQ	NRQ	NRQ	NRQ	NRQ	NRQ	NRQ	NRQ	BDL	NRQ	NRQ
DMDS	NRQ	NRQ	NRQ	NRQ	NRQ	NRQ	NRQ	NRQ	NRQ	NRQ	BDL	NRQ	NRQ
Benzene	NRQ	NRQ	NRQ	NRQ	NRQ	NRQ	NRQ	NRQ	NRQ	NRQ	BDL	NRQ	NRQ
O- and/or P-Xylene	NRQ	NRQ	NRQ	NRQ	NRQ	NRQ	NRQ	NRQ	NRQ	NRQ	BDL	NRQ	NRQ
Carbon Tetrachloride	NRQ	NRQ	NRQ	NRQ	NRQ	NRQ	NRQ	NRQ	NRQ	NRQ	BDL	NRQ	NRQ
Chloroform	NRQ	NRQ	NRQ	NRQ	NRQ	NRQ	NRQ	NRQ	NRQ	NRQ	BDL	NRQ	NRQ
Bicycloheptadiene	NRQ	NRQ	NRQ	NRQ	NRQ	NRQ	NRQ	NRQ	NRQ	NRQ	BDL	NRQ	NRQ
DBCP (Nemagon)	NRQ	NRQ	NRQ	NRQ	NRQ	NRQ	NRQ	NRQ	NRQ	NRQ	BDL	NRQ	NRQ
Semivolatile Organics (SVO) by GC/MS													
Aldrin	NRQ	NRQ	NRQ	NRQ	NRQ	NRQ	NRQ	NRQ	NRQ	BDL	BDL	NRQ	NRQ
CPMS	NRQ	NRQ	NRQ	NRQ	NRQ	NRQ	NRQ	NRQ	NRQ	BDL	BDL	NRQ	NRQ
CPMSO2	NRQ	NRQ	NRQ	NRQ	NRQ	NRQ	NRQ	NRQ	NRQ	BDL	BDL	NRQ	NRQ
DBCP (Nemagon)	NRQ	NRQ	NRQ	NRQ	NRQ	NRQ	NRQ	NRQ	NRQ	BDL	BDL	NRQ	NRQ
Dicyclopentadiene	NRQ	NRQ	NRQ	NRQ	NRQ	NRQ	NRQ	NRQ	NRQ	BDL	BDL	NRQ	NRQ
Dieldrin	NRQ	NRQ	NRQ	NRQ	NRQ	NRQ	NRQ	NRQ	NRQ	BDL	BDL	NRQ	NRQ
Endrin	NRQ	NRQ	NRQ	NRQ	NRQ	NRQ	NRQ	NRQ	NRQ	BDL	BDL	NRQ	NRQ
Hexachlorocyclopentadiene	NRQ	NRQ	NRQ	NRQ	NRQ	NRQ	NRQ	NRQ	NRQ	BDL	BDL	NRQ	NRQ
Isodrin	NRQ	NRQ	NRQ	NRQ	NRQ	NRQ	NRQ	NRQ	NRQ	BDL	BDL	NRQ	NRQ
Mercury	NRQ	NRQ	BDL	NRQ	NRQ	0.29	NRQ	NRQ	BDL	NRQ	NRQ	0.12	NRQ

< Higher detection limit due to dilution or soil matrix masking effects.
> Quantitative concentration was not achieved due to dilution constraints.
* As calibrated to an isobutylene standard.
** Detected in associated method blank.

BDL Below detection limit.
BKD No reading above ambient background.
NRQ Analysis not requested.
NA Not analyzed.

Table 36-3-11-3. Concentrations of Target Analtyes Above Detection Limits in Site 36-3 Phase II Soil Samples (page 9 of 12)

Boring Number	3450	3451	3451	3451	3452	3452	3453	3453	3454	3454	3454
Depth (ft)	7-8	0-1	3-4	8-9	0-1	4-5	0-1	5-6	0-1	4-5	9-10
Geologic Material	Saturated Silty Sand	Clayey Fine Sand	Clayey Fine Sand	Clayey Sand	Sandy Silt	Silty Sand	Silty Sand	Sandy Silt	Sandy Silt	Silty Sand	Silty Sand
AIR MONITORING											
*PID**	BKD	BKD	BKD	BKD	0.2	BKD	0.2	BKD	BKD	BKD	BKD
SOIL CHEMISTRY											
Organochlorine Pesticides (OCP) (ug/g)											
Hexachlorocyclopentadiene	BDL	BDL	BDL	BDL	BDL	BDL	BDL	BDL	0.020	BDL	BDL
Aldrin	0.038	0.004	0.046	0.015	0.004	BDL	0.003	BDL	<0.18	BDL	BDL
Isodrin	0.007	BDL	0.004	0.016	BDL	BDL	BDL	BDL	<0.11	0.007	0.004
DDE,PP'	BDL	BDL	BDL	BDL	BDL	BDL	BDL	BDL	0.003	BDL	BDL
Dieldrin	0.031	0.55	0.045	0.011	<0.12	BDL	<0.12	<0.12	3.1	0.044	0.021
Endrin	0.009	0.021	0.012	0.012	0.006	BDL	0.006	BDL	0.56	<0.10	BDL
DDT,PP'	BDL	BDL	BDL	BDL	BDL	BDL	BDL	BDL	<0.23	BDL	BDL
Chlordane	BDL	<11	<11	BDL	<11	BDL	BDL	BDL	<11	BDL	BDL
Organosulfur Compounds (OSC) (ug/g)											
DMDS	BDL	BDL	BDL	BDL	BDL	BDL	BDL	BDL	BDL	BDL	BDL
1,4 Dithiane	BDL	BDL	BDL	<5.7	BDL	BDL	BDL	BDL	BDL	BDL	BDL
CPMS	BDL	BDL	BDL	<11	BDL	BDL	BDL	BDL	BDL	BDL	BDL
Benzothiazole	BDL	BDL	BDL	<11	BDL	BDL	BDL	BDL	BDL	BDL	BDL
CPMSO	BDL	BDL	BDL	<23	BDL	BDL	BDL	BDL	BDL	BDL	BDL
DIMP (ug/g)											
DIMP	BDL	BDL	BDL	BDL	BDL	BDL	BDL	BDL	BDL	BDL	BDL
DMMP	BDL	BDL	BDL	BDL	BDL	BDL	BDL	BDL	BDL	BDL	BDL
DCPD (ug/g)											
Bicycloheptadiene	BDL	BDL	BDL	BDL	BDL	BDL	BDL	BDL	BDL	BDL	BDL
Methylisobutyl ketone	BDL	BDL	BDL	BDL	BDL	BDL	BDL	BDL	BDL	BDL	BDL
Dicyclopentadiene	BDL	BDL	BDL	BDL	BDL	BDL	BDL	BDL	BDL	BDL	BDL
DBCP (ug/g)											
DBCP (Nemagon)	0.023	BDL	BDL	0.014	BDL	BDL	BDL	BDL	BDL	BDL	BDL
Volatile Halocarbons (VHO) (ug/g)											
Methylene Chloride	0.26	NRQ	BDL	BDL	NRQ	BDL	NRQ	0.63	NRQ	BDL	BDL
1,1-Dichloroethene	BDL	NRQ	BDL	BDL	NRQ	BDL	NRQ	BDL	NRQ	BDL	BDL
Chloroform	BDL	NRQ	BDL	BDL	NRQ	BDL	NRQ	BDL	NRQ	BDL	0.17
1,2-Dichloroethane	BDL	NRQ	BDL	BDL	NRQ	BDL	NRQ	BDL	NRQ	BDL	BDL
Carbon Tetrachloride	BDL	NRQ	BDL	BDL	NRQ	BDL	NRQ	BDL	NRQ	BDL	BDL
Trichloroethene	BDL	NRQ	BDL	BDL	NRQ	BDL	NRQ	BDL	NRQ	BDL	BDL
1,1,2-Trichloroethane	BDL	NRQ	BDL	BDL	NRQ	BDL	NRQ	BDL	NRQ	BDL	BDL
Tetrachloroethene	BDL	NRQ	BDL	BDL	NRQ	BDL	NRQ	BDL	NRQ	BDL	BDL
Chlorobenzene	BDL	NRQ	BDL	BDL	NRQ	BDL	NRQ	BDL	NRQ	BDL	BDL

< Higher detection limit due to dilution or soil matrix masking effects.
> Quantitative concentration was not achieved due to dilution constraints.
* As calibrated to an isobutylene standard.
** Detected in associated method blank.

BDL Below detection limit.
BKD No reading above ambient background.
NRQ Analysis not requested.
NA Not analyzed.

Table 36-3-II-3. Concentrations of Target Analtyes Above Detection Limits in Site 36-3 Phase II Soil Samples (page 10 of 12)

Boring Number	3450	3451	3451	3451	3452	3452	3453	3453	3454	3454	3454
Depth (ft)	7-8	0-1	3-4	8-9	0-1	4-5	0-1	5-6	0-1	4-5	9-10
Geologic Material	Saturated Silty Sand	Clayey Fine Sand	Clayey Fine Sand	Clayey Sand	Sandy Silt	Silty Sand	Silty Sand	Sandy Silt	Sandy Silt	Silty Sand	Silty Sand
VOLATILE AROMATICS (VAO)	BDL	NRQ	BDL	BDL	NRQ	BDL	NRQ	BDL	NRQ	BDL	BDL
Benzene	BDL	NRQ	BDL	2.0	NRQ	BDL	NRQ	BDL	NRQ	BDL	BDL
Toluene	BDL	NRQ	BDL	0.77	NRQ	BDL	NRQ	BDL	NRQ	BDL	BDL
Ethylbenzene	BDL	NRQ	BDL	3.3	NRQ	BDL	NRQ	BDL	NRQ	BDL	BDL
M-Xylene	BDL	NRQ	BDL	8.7	NRQ	BDL	NRQ	BDL	NRQ	BDL	BDL
O- and/or P-Xylene											
IMPA	NRQ	NRQ	NRQ	NRQ	NRQ	NRQ	NRQ	NRQ	BDL	19	BDL
Fluoroacetic Acid	NRQ	NRQ	NRQ	NRQ	NRQ	NRQ	NRQ	NRQ	BDL	BDL	BDL
Methylphosphonic Acid											
TDGCL	NRQ	NRQ	NRQ	NRQ	NRQ	NRQ	NRQ	NRQ	BDL	BDL	BDL
Volatile Organics (VO) by GC/MS	NRQ	NRQ	NRQ	3	NRQ	NRQ	NRQ	NRQ	NRQ	NRQ	NRQ
Dicyclopentadiene	NRQ	NRQ	NRQ	0.5	NRQ	NRQ	NRQ	NRQ	NRQ	NRQ	NRQ
Ethylbenzene	NRQ	NRQ	NRQ	BDL	NRQ	NRQ	NRQ	NRQ	NRQ	NRQ	NRQ
Methylene Chloride	NRQ	NRQ	NRQ	BDL	NRQ	NRQ	NRQ	NRQ	NRQ	NRQ	NRQ
Tetrachloroethene	NRQ	NRQ	NRQ	1	NRQ	NRQ	NRQ	NRQ	NRQ	NRQ	NRQ
Toluene	NRQ	NRQ	NRQ	BDL	NRQ	NRQ	NRQ	NRQ	NRQ	NRQ	NRQ
Trichloroethene	NRQ	NRQ	NRQ	2	NRQ	NRQ	NRQ	NRQ	NRQ	NRQ	NRQ
M-Xylene	NRQ	NRQ	NRQ	BDL	NRQ	NRQ	NRQ	NRQ	NRQ	NRQ	NRQ
DMDS	NRQ	NRQ	NRQ	BDL	NRQ	NRQ	NRQ	NRQ	NRQ	NRQ	NRQ
Benzene	NRQ	NRQ	NRQ	8	NRQ	NRQ	NRQ	NRQ	NRQ	NRQ	NRQ
O- and/or P-Xylene	NRQ	NRQ	NRQ	BDL	NRQ	NRQ	NRQ	NRQ	NRQ	NRQ	NRQ
Carbon Tetrachloride	NRQ	NRQ	NRQ	BDL	NRQ	NRQ	NRQ	NRQ	NRQ	NRQ	NRQ
Chloroform	NRQ	NRQ	NRQ	BDL	NRQ	NRQ	NRQ	NRQ	NRQ	NRQ	NRQ
Bicycloheptadiene	NRQ	NRQ	NRQ	BDL	NRQ	NRQ	NRQ	NRQ	NRQ	NRQ	NRQ
DBCP (Nemagon)											
Semivolatile Organics (SVO) by GC/MS	NRQ	NRQ	BDL	BDL	NRQ	NRQ	NRQ	NRQ	NRQ	NRQ	NRQ
Aldrin	NRQ	NRQ	BDL	20	NRQ	NRQ	NRQ	NRQ	NRQ	NRQ	NRQ
CPMS	NRQ	NRQ	BDL	0.8	NRQ	NRQ	NRQ	NRQ	NRQ	NRQ	NRQ
CPMSO2	NRQ	NRQ	BDL	BDL	NRQ	NRQ	NRQ	NRQ	NRQ	NRQ	NRQ
DBCP (Nemagon)	NRQ	NRQ	BDL	BDL	NRQ	NRQ	NRQ	NRQ	NRQ	NRQ	NRQ
Dicyclopentadiene	NRQ	NRQ	BDL	BDL	NRQ	NRQ	NRQ	NRQ	NRQ	NRQ	NRQ
Dieldrin	NRQ	NRQ	BDL	BDL	NRQ	NRQ	NRQ	NRQ	NRQ	NRQ	NRQ
Endrin	NRQ	NRQ	BDL	BDL	NRQ	NRQ	NRQ	NRQ	NRQ	NRQ	NRQ
Hexachlorocyclopentadiene	NRQ	NRQ	BDL	BDL	NRQ	NRQ	NRQ	NRQ	NRQ	NRQ	NRQ
Isodrin											
Mercury	NRQ	BDL	NRQ	NRQ	BDL	NRQ	BDL	NRQ	0.080	NRQ	NRQ

< Higher detection limit due to dilution or soil matrix masking effects.
> Quantitative concentration was not achieved due to dilution constraints.
* As calibrated to an isobutylene standard.
** Detected in associated method blank.

BDL Below detection limit.
BKD No reading above ambient background.
NRQ Analysis not requested.
NA Not analyzed.

Table 36-3-11-3. Concentrations of Target Analtyes Above Detection Limits in Site 36-3 Phase II Soil Samples (page 11 of 12)

Boring Number	3456	3456	3456	3456	3457	3457	3457	3457	3458	3458	3458	3458
Depth (ft)	0-1	4-5	8-9	16-17	0-1	8-9	9-10	13-14	0-1	5-6	7-8	13-14
Geologic Material	Silty Sand	Silty Sand	Silty Sand	Silty Sand	Sandy Silt	Clayey Silt	Clayey Silt	Clayey Silt	Silty Sand	Silty Sand	Silty Sand	Silty Sand
AIR MONITORING												
PID*	BKD	BKD	BKD	3.5	BKD	10	12	9	BKD	4	2	2
SOIL CHEMISTRY												
Organochlorine Pesticides (OCP) (ug/g)												
Hexachlorocyclopentadiene	0.006	BDL	BDL	<0.26	BDL	0.39	<0.26	<0.26	BDL	0.019	<2.6	BDL
Aldrin	<0.18	<0.18	0.043	36	0.008	>400	430	82	<0.18	<0.18	33	<0.18
Isodrin	0.034	0.003	0.032	57	0.011	>410	>410	390	0.018	0.32	3.2	0.021
DDE,PP'	BDL	BDL	BDL	<0.10	BDL	<0.10	<0.10	<0.10	BDL	BDL	<1.0	BDL
Dieldrin	2.3	0.57	1.8	70	0.044	360	370	55	1.1	1.5	9.2	<0.12
Endrin	1.2	1.6	1.8	120	0.018	>400	>400	160	0.19	0.72	7.3	0.53
DDT,PP'	<0.23	BDL	BDL	<0.23	BDL	<0.23	<0.23	<0.23	BDL	BDL	<2.3	BDL
Chlordane	<11	BDL	BDL	<11	BDL	<11	<11	<11	BDL	BDL	<110	BDL
Organosulfur Compounds (OSC) (ug/g)												
DMDS	BDL	BDL	BDL	BDL	BDL	BDL	BDL	BDL	BDL	BDL	110	BDL
1,4 Dithiane	BDL	BDL	BDL	BDL	BDL	7.6	>12	3.3	BDL	BDL	<57	BDL
CPMS	BDL	BDL	BDL	BDL	BDL	BDL	BDL	BDL	BDL	BDL	<110	BDL
Benzothiazole	BDL	BDL	BDL	BDL	BDL	BDL	BDL	BDL	BDL	BDL	<110	BDL
CPMSO	BDL	BDL	BDL	BDL	BDL	4.3	3.8	BDL	BDL	BDL	<230	BDL
DIMP (ug/g)												
DIMP	BDL	BDL	BDL	BDL	BDL	25	37	14	BDL	BDL	BDL	NA
OMMP	0.19	BDL	BDL	BDL	BDL	<1.3	<1.3	<1.3	BDL	BDL	BDL	NA
DCPD (ug/g)												
Bicycloheptadiene	BDL	BDL	BDL	BDL	BDL	<51	<51	BDL	BDL	BDL	10	BDL
Methylisobutyl ketone	BDL	BDL	BDL	BDL	BDL	<52	<52	BDL	BDL	BDL	21	BDL
Dicyclopentadiene	BDL	BDL	BDL	8.6	BDL	100	140	38	BDL	BDL	BDL	BDL
DBCP (ug/g)												
DBCP (Nemagon)	BDL	<0.10	0.39	1.2	BDL	0.83	23	<0.50	<0.50	<0.50	700	15.5
Volatile Halocarbons (VHO) (ug/g)												
Methylene Chloride	NRQ	BDL	BDL	0.57	NRQ	<3.8	<3.78	<1.5	NRQ	<7.5	<7.5	<0.30
1,1-Dichloroethene	NRQ	BDL	BDL	BDL	NRQ	<3.0	<3.0	<1.2	NRQ	<6.0	<6.0	<0.24
Chloroform	NRQ	BDL	0.30	0.20	NRQ	7.2	4.7	<1.0	NRQ	<5.0	<5.0	<0.20
1,2-Dichloroethane	NRQ	BDL	BDL	BDL	NRQ	<2.0	<2.0	<0.80	NRQ	<4.0	<4.0	<0.16
Carbon Tetrachloride	NRQ	BDL	BDL	BDL	NRQ	<3.0	<3.0	<1.2	NRQ	<6.0	<6.0	<0.24
Trichloroethene	NRQ	BDL	BDL	BDL	NRQ	<2.3	<2.3	<0.90	NRQ	<4.5	<4.5	<0.18
1,1,2-Trichloroethane	NRQ	BDL	BDL	BDL	NRQ	<3.0	<3.0	<1.2	NRQ	<6.0	<6.0	<0.24
Tetrachloroethene	NRQ	BDL	BDL	0.20	NRQ	3.9	<3.0	<1.2	NRQ	<6.0	<6.0	<0.24
Chlorobenzene	NRQ	BDL	BDL	BDL	NRQ	<4.5	<4.5	<1.8	NRQ	<9.0	<9.0	<0.36

< Higher detection limit due to dilution or soil matrix masking effects.
> Quantitative concentration was not achieved due to dilution constraints.
* As calibrated to an isobutylene standard.
** Detected in associated method blank.

BDL Below detection limit.
BKD No reading above ambient background.
NRQ Analysis not requested.
NA Not analyzed.

Table 36-3-11-3. Concentrations of Target Analtyes Above Detection Limits in Site 36-3 Phase II Soil Samples (page 12 of 12)

Boring Number	3456	3456	3456	3456	3457	3457	3457	3457	3458	3458	3458	3458
Depth (ft)	0-1	4-5	8-9	16-17	0-1	8-9	9-10	13-14	0-1	5-6	7-8	13-14
Geologic Material	Silty Sand	Silty Sand	Silty Sand	Silty Sand	Sandy Silt	Clayey Silt	Clayey Silt	Clayey Silt	Silty Sand	Silty Sand	Silty Sand	Silty Sand
VOLATILE AROMATICS (VAO)												
Benzene	NRQ	BDL	BDL	2.5	NRQ	26	<2.0	<.80	NRQ	<4.1	<4.1	<.16
Toluene	NRQ	BDL	0.72	8.2	NRQ	380	67	16	NRQ	<4.8	250	5.0
Ethylbenzene	NRQ	BDL	BDL	BDL	NRQ	<1.1	9.9	<.43	NRQ	<2.2	<2.2	<.09
M-Xylene	NRQ	BDL	BDL	BDL	NRQ	<1.3	12	<.53	NRQ	<2.7	<2.7	<.11
O- and/or P-Xylene	NRQ	BDL	BDL	BDL	NRQ	<2.2	15	<.86	NRQ	<4.3	<4.3	<.17
IMPA												
Fluoroacetic Acid	NRQ	NRQ	NRQ	NRQ	12	2.9	BDL	7.3	NRQ	NRQ	NRQ	NRQ
Methylphosphonic Acid	NRQ	NRQ	NRQ	NRQ	BDL	BDL	BDL	BDL	NRQ	NRQ	NRQ	NRQ
TDGCL	NRQ	NRQ	NRQ	NRQ	BDL	BDL	BDL	BDL	NRQ	NRQ	NRQ	NRQ
Volatile Organics (VO) by GC/MS												
Dicyclopentadiene	NRQ	2	2	NRQ	NRQ	>300	>300	NRQ	NRQ	BDL	10	NRQ
Ethylbenzene	NRQ	BDL	BDL	NRQ	NRQ	0.8	10	NRQ	NRQ	BDL	BDL	NRQ
Methylene Chloride	NRQ	BDL	BDL	NRQ	NRQ	0.7**	0.8**	NRQ	NRQ	BDL	BDL	NRQ
Tetrachloroethene	NRQ	BDL	BDL	NRQ	NRQ	4	2	NRQ	NRQ	BDL	1	NRQ
Toluene	NRQ	BDL	0.7	NRQ	NRQ	>300	40	NRQ	NRQ	BDL	20	NRQ
Trichloroethene	NRQ	BDL	BDL	NRQ	NRQ	0.8	3	NRQ	NRQ	BDL	BDL	NRQ
M-Xylene	NRQ	BDL	BDL	NRQ	NRQ	2	10	NRQ	NRQ	BDL	1	NRQ
DMDS	NRQ	BDL	BDL	NRQ	NRQ	0.7	BDL	NRQ	NRQ	BDL	>30	NRQ
Benzene	NRQ	BDL	BDL	NRQ	NRQ	30	BDL	NRQ	NRQ	BDL	2	NRQ
O- and/or P-Xylene	NRQ	BDL	BDL	NRQ	NRQ	BDL	10	NRQ	NRQ	BDL	2	NRQ
Carbon Tetrachloride	NRQ	BDL	BDL	NRQ	NRQ	BDL	BDL	NRQ	NRQ	BDL	BDL	NRQ
Chloroform	NRQ	BDL	BDL	NRQ	NRQ	8	6	NRQ	NRQ	BDL	1	NRQ
Bicycloheptadiene	NRQ	BDL	BDL	NRQ	NRQ	60	0.9	NRQ	NRQ	BDL	30	NRQ
DBCP (Nemagon)	NRQ	BDL	BDL	NRQ	NRQ	2	10	NRQ	NRQ	BDL	>30	NRQ
Semivolatile Organics (SVO) by GC/MS												
Aldrin	NRQ	BDL	BDL	NRQ	NRQ	700	300	NRQ	NRQ	BDL	<20	NRQ
CPMS	NRQ	BDL	BDL	NRQ	NRQ	<3	<3	NRQ	NRQ	BDL	<6	NRQ
CPMSO2	NRQ	BDL	BDL	NRQ	NRQ	<3	<3	NRQ	NRQ	BDL	<7	NRQ
DBCP (Nemagon)	NRQ	BDL	BDL	NRQ	NRQ	<3	4	NRQ	NRQ	BDL	100	NRQ
Dicyclopentadiene	NRQ	BDL	BDL	NRQ	NRQ	100	400	NRQ	NRQ	BDL	<7	NRQ
Dieldrin	NRQ	BDL	1	NRQ	NRQ	70	100	NRQ	NRQ	0.7	<6	NRQ
Endrin	NRQ	0.8	1	NRQ	NRQ	200	400	NRQ	NRQ	BDL	<20	NRQ
Hexachlorocyclopentadiene	NRQ	BDL	BDL	NRQ	NRQ	<10	<10	NRQ	NRQ	BDL	<30	NRQ
Isodrin	NRQ	BDL	BDL	NRQ	NRQ	900	1000	NRQ	NRQ	BDL	<8	NRQ
Mercury	BDL	NRQ	NRQ	NRQ	BDL	NRQ	NRQ	NRQ	BDL	NRQ	NRQ	NRQ

< Higher detection limit due to dilution or soil matrix masking effects.
> Quantitative concentration was not achieved due to dilution constraints.
* As calibrated to an isobutylene standard.
** Detected in associated method blank.

BDL Below detection limit.
BKD No reading above ambient background.
NRQ Analysis not requested.
NA Not analyzed.

Source: ESE, 1988.

1

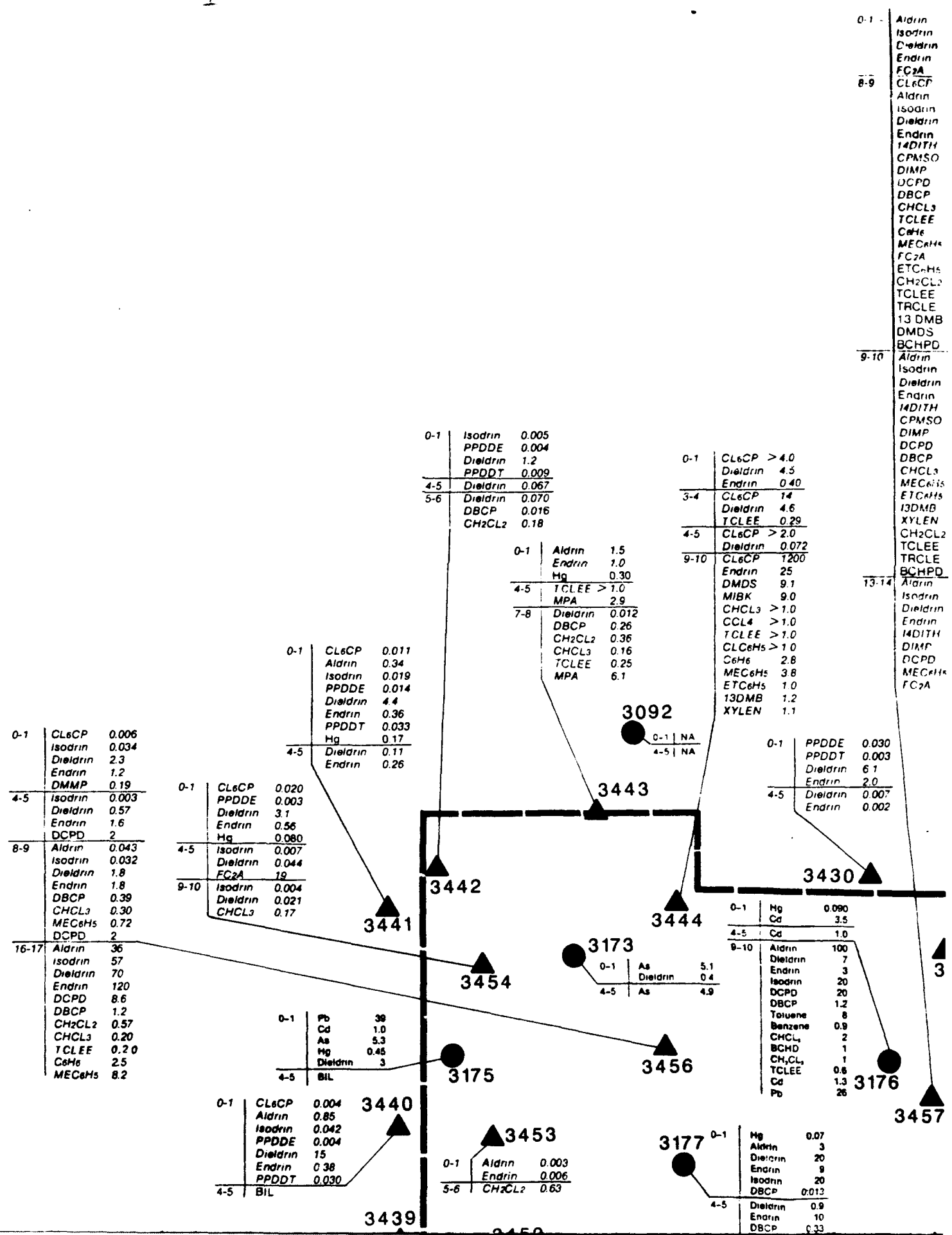

0-1 Aldrin
Isodrin
Dieldrin
Endrin
FC2A
8-9 CL6CP
Aldrin
Isodrin
Dieldrin
Endrin
14DITH
CPMSO
DIMP
DCPD
DBCP
CHCL3
TCLEE
C6H6
MEC6H5
FC2A
ETC6H5
CH2CL2
TCLEE
TRCLE
13 DMB
DMDS
BCHPD
9-10 Aldrin
Isodrin
Dieldrin
Endrin
14DITH
CPMSO
DIMP
DCPD
DBCP
CHCL3
MEC6H5
ETC6H5
13DMB
XYLEN
CH2CL2
TCLEE
TRCLE
BCHPD
13-14 Aldrin
Isodrin
Dieldrin
Endrin
14DITH
DIMP
DCPD
MEC6H5
FC2A
0-1 Isodrin 0.005
PPDDE 0.004
Dieldrin 1.2
PPDDT 0.009
4-5 Dieldrin 0.067
5-6 Dieldrin 0.070
DBCP 0.016
CH2CL2 0.18
0-1 CL6CP >4.0
Dieldrin 4.5
Endrin 0.40
3-4 CL6CP 14
Dieldrin 4.6
TCLEE 0.29
4-5 CL6CP >2.0
Dieldrin 0.072
9-10 CL6CP 1200
Endrin 25
DMDS 9.1
MIBK 9.0
CHCL3 >1.0
CCL4 >1.0
TCLEE >1.0
CLC6H5 >1.0
C6H6 2.8
MEC6H5 3.8
ETC6H5 1.0
13DMB 1.2
XYLEN 1.1
0-1 Aldrin 1.5
Endrin 1.0
Hg 0.30
4-5 TCLEE >1.0
MPA 2.9
7-8 Dieldrin 0.012
DBCP 0.26
CH2CL2 0.36
CHCL3 0.16
TCLEE 0.25
MPA 6.1
0-1 CL6CP 0.011
Aldrin 0.34
Isodrin 0.019
PPDDE 0.014
Dieldrin 4.4
Endrin 0.36
PPDDT 0.033
Hg 0.17
4-5 Dieldrin 0.11
Endrin 0.26
3092
0-1 NA
4-5 NA
0-1 PPDDE 0.030
PPDDT 0.003
Dieldrin 6.1
Endrin 2.0
4-5 Dieldrin 0.007
Endrin 0.002
0-1 CL6CP 0.006
Isodrin 0.034
Dieldrin 2.3
Endrin 1.2
DMMP 0.19
4-5 Isodrin 0.003
Dieldrin 0.57
Endrin 1.6
DCPD 2
8-9 Aldrin 0.043
Isodrin 0.032
Dieldrin 1.8
Endrin 1.8
DBCP 0.39
CHCL3 0.30
MEC6H5 0.72
DCPD 2
16-17 Aldrin 36
Isodrin 57
Dieldrin 70
Endrin 120
DCPD 8.6
DBCP 1.2
CH2CL2 0.57
CHCL3 0.20
TCLEE 0.20
C6H6 2.5
MEC6H5 8.2
0-1 CL6CP 0.020
PPDDE 0.003
Dieldrin 3.1
Endrin 0.56
Hg 0.080
4-5 Isodrin 0.007
Dieldrin 0.044
FC2A 19
9-10 Isodrin 0.004
Dieldrin 0.021
CHCL3 0.17
3443
3442
3441
3430
3444
3173
0-1 As 5.1
Dieldrin 0.4
4-5 As 4.9
0-1 Hg 0.090
Cd 3.5
4-5 Cd 1.0
9-10 Aldrin 100
Dieldrin 7
Endrin 3
Isodrin 20
DCPD 20
DBCP 1.2
Toluene 8
Benzene 0.9
CHCL3 2
BCHD 1
CH2CL2 1
TCLEE 0.6
Cd 1.3
Pb 26
3454
3456
3175
3176
3457
0-1 Pb 39
Cd 1.0
As 5.3
Hg 0.45
Dieldrin 3
4-5 BIL
0-1 CL6CP 0.004
Aldrin 0.85
Isodrin 0.042
PPDDE 0.004
Dieldrin 15
Endrin 0.38
PPDDT 0.030
4-5 BIL
3440
3453
0-1 Aldrin 0.003
Endrin 0.006
5-6 CH2CL2 0.63
3177
0-1 Hg 0.07
Aldrin 3
Dieldrin 20
Endrin 9
Isodrin 20
DBCP 0.013
4-5 Dieldrin 0.9
Endrin 10
DBCP 0.33
3439

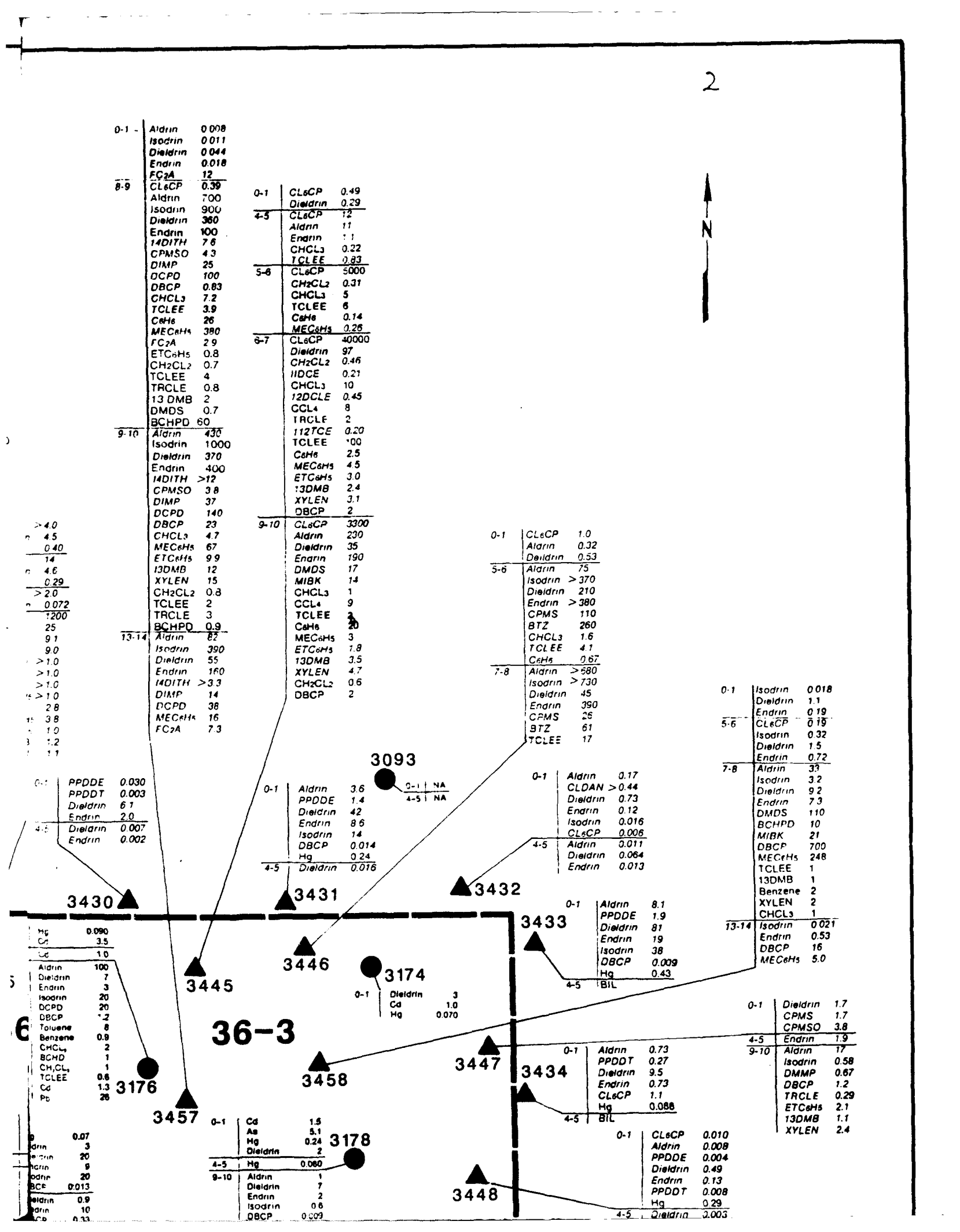
N
36-3
3430
3431
3432
3433
3434
3445
3446
3447
3448
3457
3458
3093
3174
3176
3178
0-1 Aldrin 0.008
Isodrin 0.011
Dieldrin 0.044
Endrin 0.018
FC2A 12
8-9 CL6CP 0.39
Aldrin 700
Isodrin 900
Dieldrin 360
Endrin 100
14DITH 7.6
CPMSO 4.3
DIMP 25
DCPD 100
DBCP 0.83
CHCL3 7.2
TCLEE 3.9
C6H6 26
MEC6H5 380
FC2A 2.9
ETC6H5 0.8
CH2CL2 0.7
TCLEE 4
TRCLE 0.8
13 DMB 2
DMDS 0.7
BCHPD 60
9-10 Aldrin 430
Isodrin 1000
Dieldrin 370
Endrin 400
14DITH >12
CPMSO 3.8
DIMP 37
DCPD 140
DBCP 23
CHCL3 4.7
MEC6H5 67
ETC6H5 9.9
13DMB 12
XYLEN 15
CH2CL2 0.8
TCLEE 2
TRCLE 3
BCHPD 0.9
13-14 Aldrin 82
Isodrin 390
Dieldrin 55
Endrin 160
14DITH >3.3
DIMP 14
DCPD 38
MEC6H5 16
FC2A 7.3
0-1 CL6CP 0.49
Dieldrin 0.29
4-5 CL6CP 12
Aldrin 11
Endrin 1.1
CHCL3 0.22
TCLEE 0.83
5-6 CL6CP 5000
CH2CL2 0.31
CHCL3 5
TCLEE 6
C6H6 0.14
MEC6H5 0.26
6-7 CL6CP 40000
Dieldrin 97
CH2CL2 0.46
IIDCE 0.21
CHCL3 10
12DCLE 0.45
CCL4 8
TRCLE 2
112TCE 0.20
TCLEE 100
C6H6 2.5
MEC6H5 4.5
ETC6H5 3.0
13DMB 2.4
XYLEN 3.1
DBCP 2
9-10 CL6CP 3300
Aldrin 230
Dieldrin 35
Endrin 190
DMDS 17
MIBK 14
CHCL3 1
CCL4 9
TCLEE 3
C6H6 20
MEC6H5 3
ETC6H5 1.8
13DMB 3.5
XYLEN 4.7
CH2CL2 0.6
DBCP 2
0-1 CL6CP 1.0
Aldrin 0.32
Dieldrin 0.53
5-6 Aldrin 75
Isodrin >370
Dieldrin 210
Endrin >380
CPMS 110
BTZ 260
CHCL3 1.6
TCLEE 4.1
C6H5 0.67
7-8 Aldrin >580
Isodrin >730
Dieldrin 45
Endrin 390
CPMS 26
BTZ 61
TCLEE 17
0-1 Isodrin 0.018
Dieldrin 1.1
Endrin 0.19
5-6 CL6CP 0.19
Isodrin 0.32
Dieldrin 1.5
Endrin 0.72
7-8 Aldrin 33
Isodrin 3.2
Dieldrin 9.2
Endrin 7.3
DMDS 110
BCHPD 10
MIBK 21
DBCP 700
MEC6H5 248
TCLEE 1
13DMB 1
Benzene 2
XYLEN 2
CHCL3 1
13-14 Isodrin 0.021
Endrin 0.53
DBCP 16
MEC6H5 5.0
0-1 Aldrin 0.17
CLDAN >0.44
Dieldrin 0.73
Endrin 0.12
Isodrin 0.016
CL6CP 0.006
4-5 Aldrin 0.011
Dieldrin 0.064
Endrin 0.013
0-1 Aldrin 8.1
PPDDE 1.9
Dieldrin 81
Endrin 19
Isodrin 38
DBCP 0.009
Hg 0.43
4-5 BIL
0-1 Aldrin 3.6
PPDDE 1.4
Dieldrin 42
Endrin 8.6
Isodrin 14
DBCP 0.014
Hg 0.24
4-5 Dieldrin 0.016
0-1 NA
4-5 NA
0-1 PPDDE 0.030
PPDDT 0.003
Dieldrin 6.1
Endrin 2.0
4-5 Dieldrin 0.007
Endrin 0.002
Hg 0.090
Cd 3.5
Cd 1.0
Aldrin 100
Dieldrin 7
Endrin 3
Isodrin 20
DCPD 20
DBCP 1.2
Toluene 8
Benzene 0.9
CHCL3 2
BCHD 1
CH2CL2 1
TCLEE 0.8
Cd 1.3
Pb 26
0-1 Dieldrin 3
Cd 1.0
Hg 0.070
0-1 Dieldrin 1.7
CPMS 1.7
CPMSO 3.8
4-5 Endrin 1.9
9-10 Aldrin 17
Isodrin 0.58
DMMP 0.67
DBCP 1.2
TRCLE 0.29
ETC6H5 2.1
13DMB 1.1
XYLEN 2.4
0-1 Aldrin 0.73
PPDDT 0.27
Dieldrin 9.5
Endrin 0.73
CL6CP 1.1
Hg 0.088
4-5 BIL
0-1 Cd 1.5
As 5.1
Hg 0.24
Dieldrin 2
4-5 Hg 0.060
9-10 Aldrin 1
Dieldrin 7
Endrin 2
Isodrin 0.6
DBCP 0.009
0-1 CL6CP 0.010
Aldrin 0.008
PPDDE 0.004
Dieldrin 0.49
Endrin 0.13
PPDDT 0.008
Hg 0.29
4-5 Dieldrin 0.003

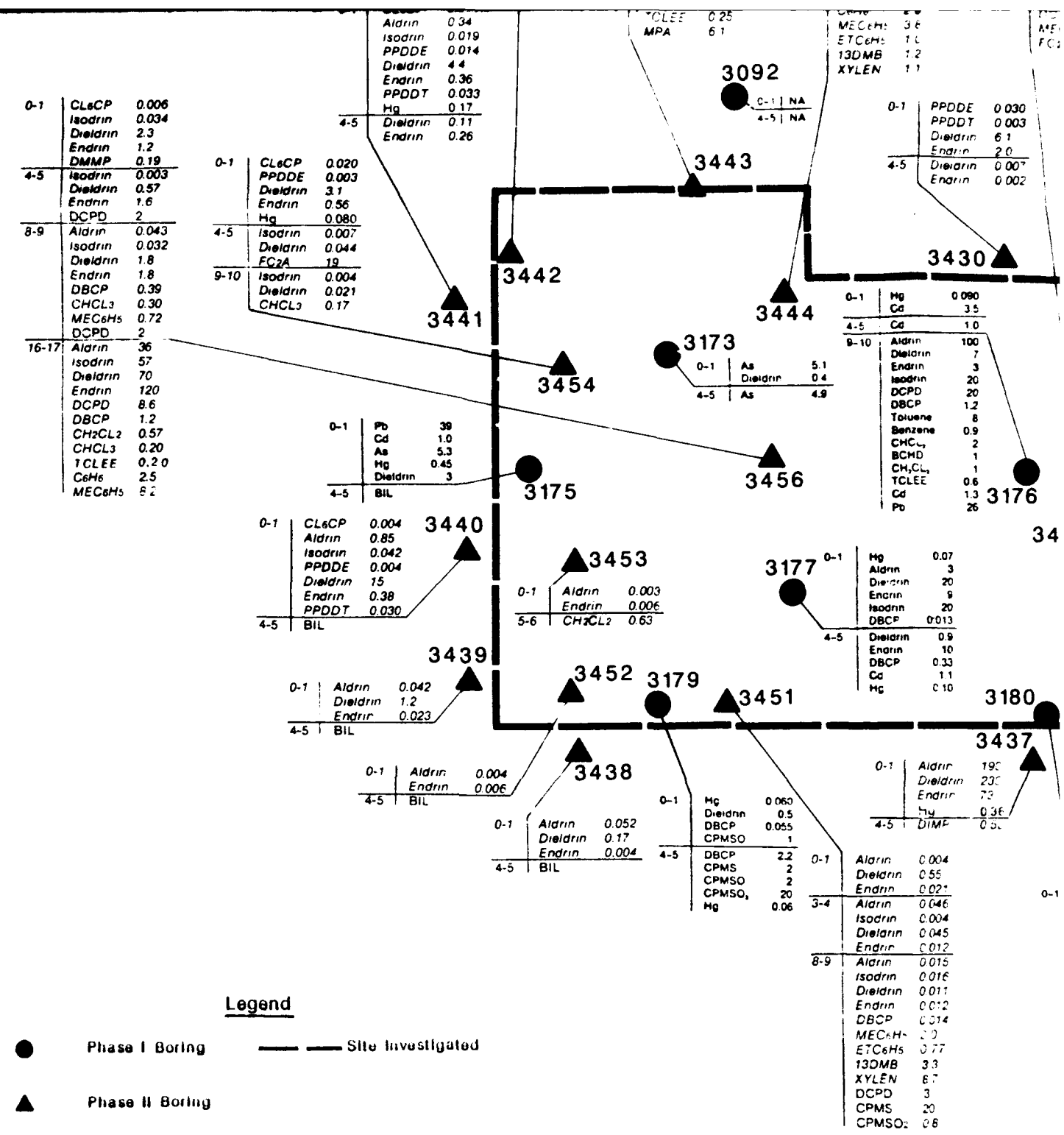

BIL - Below Indicator Level

> The Greater than Symbol Denotes that the Quantitative Concentration was not Achieved Due to Dilution Constraints.

Figure 36-3-II-1

SITE 36-3, PHASE I AND PHASE II INVESTIGATION CHEMICAL ANALYSIS RESULTS

SOURCE: HLA, 1988

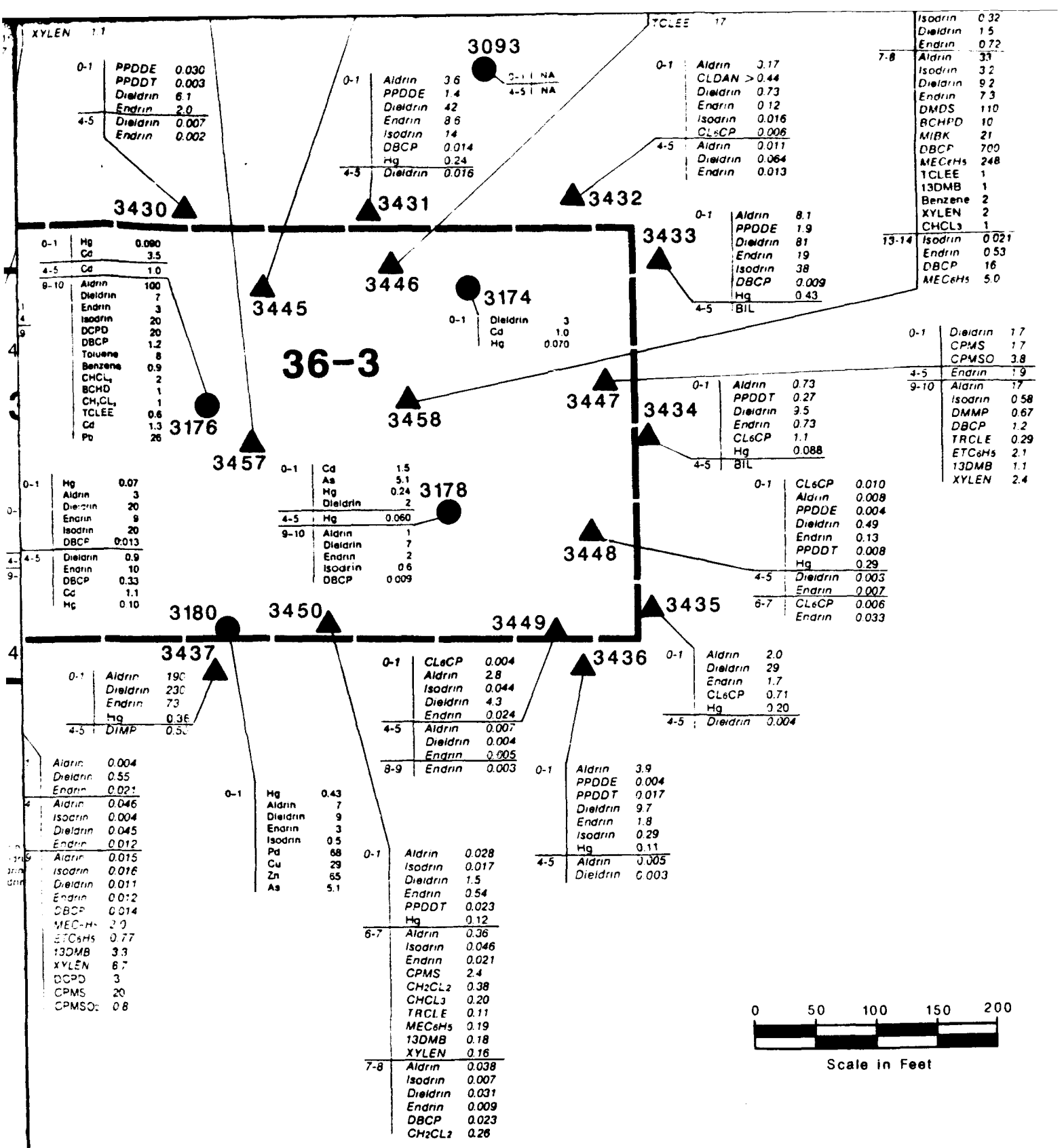

4

IS RESULTS

Prepared for:
U.S. Army Program Manager's Office
For Rocky Mountain Arsenal
Aberdeen Proving Ground, Maryland

Borings 3431 (42 ppm); 3433 (81 ppm); and 3437 (230 ppm), and lower concentrations (<1.2 ppm) were detected in the 0- to 1-ft intervals of Borings 3438 and 3439, located southwest of Site 36-3.

Six of the 12 perimeter borings contained OCPs in the 4- to 5-ft interval at lower concentrations (<0.26 ppm). Three of these borings (Borings 3430, 3431, and 3432) are adjacent to the northern boundary of Site 36-3. Dieldrin was the most prevalent OCP in the 4- to 5-ft interval with concentrations ranging from 0.003 to 0.11 ppm. Two of these borings (Borings 3435 and 3436), located on the southeast corner of the site, contained dieldrin in the 4- to 5-ft interval at concentrations of 0.004 and 0.003 ppm, respectively. Boring 3436 (4 to 5 ft) also contained aldrin at a concentration of 0.005 ppm. Deildrin was detected in Boring 3432 (4 to 5 ft) at 0.064 ppm, and Boring 3441, located on the northwest site boundary, contained dieldrin and endrin in the 4- to 5-ft interval at concentrations of 0.11 and 0.26 ppm, respectively.

Diisopropylmethyl phosphonate (DIMP) was detected in Boring 3437 (4 to 5 ft) at a concentration of 0.50 ppm, but dimethylmethyl phosphonate (DMMP) was not detected in any of the 24 samples analyzed. Nemagon (DBCP) was detected in two 0- to 1-ft samples at concentrations of 0.014 ppm (Boring 3431) and 0.009 ppm (Boring 3433). VAO and VHO compounds were not detected in any of the samples from the perimeter borings. Mercury was detected in 6 of the 12 samples obtained from the 0- to 1-ft interval. The range for mercury concentrations was 0.11 to 0.43 ppm.

Non-Trench Borings

Eight borings were drilled within Site 36-3 to confirm the lack of disposal trenches at specific locations within the site boundaries and to better define the lateral and vertical extent of contamination. These borings are summarized below:

Boring Number	Depth Drilled (ft)
3442	7
3443	8
3447	10
3448	7
3449	11

3450	9
3451	10
3452	5

Boring 3450 encountered an impenetrable object and was relocated. No trench debris was encountered at the relocated boring (Figure 36-3-II-1). Boring 3451 encountered plastic sheeting and oily sludge at 8 ft. The other borings listed above did not encounter trench debris, but high PID readings were noted while drilling Boring 3446 (Table 36-3-II-1).

Aldrin, dieldrin, endrin, isodrin, dichlorodiphenyltrichloroethane (DDT), and dichlorodiphenylethane (DDE) were detected in samples from these borings, with aldrin, dieldrin, and endrin being most prevalent. The highest OCP concentrations were generally detected in the 0- to 1-ft samples and decreased in the deeper sample intervals, with the exception of Boring 3447, which contained higher OCP concentrations in deeper intervals. Six of the 12 aldrin detections from these 23 samples were in the 0- to 1-ft interval at concentrations ranging from 0.004 to 2.8 ppm. Seven of the 14 dieldrin detections were also in the 0- to 1-ft interval at concentrations ranging from 0.49 to 4.3 ppm. Six of the 15 endrin detections were in the 0- to 1-ft interval at concentrations ranging from 0.006 to 1.0 ppm. DDT (three samples) and DDE (two samples) were detected at low concentrations (<0.023). All DDT and DDE detections were in 0- to 1-ft samples.

Chloromethylphenyl sulfide (CPMS) was detected in three samples at concentrations ranging from 1.7 to 2.0 ppm; Chloromethylphenyl sulfone ($CPMSO_2$), and chlorophenylmethyl sulfoxide (CPMSO) were detected at concentrations of 3.8 ppm and 0.8 ppm, respectively. The samples from Borings 3450 and 3451, located along the southern boundary of Site 36-3, contained CPMS and $CPMSO_2$ compounds and were collected near the water table. Boring 3447, located on the east side of the site, contained CPMS and CPMSO in the 0- to 1-ft sample.

DBCP was detected in four samples at concentrations ranging from 0.014 to 1.2 ppm; DCPD was detected at 3 ppm in Boring 3451 (8 to 9 ft). Boring 3447 (9 to 10 ft) had DMMP at a concentration of 0.67 ppm, and methylphosphonate, an ADP, was detected at 6.1 ppm in Boring 3443 (7 to 8 ft).

VHOs were detected in six samples, which were generally collected at the water table. Methylene chloride (CH_2Cl_2) was detected in four samples at concentrations ranging from 0.18 to 0.38 ppm; two samples contained chloroform ($CHCl_3$) at 0.16 and 0.20 ppm. Tetrachlorothene (TCLEE) and trichloroethene (TRCLE) were detected in two samples at low concentrations.

VAOs were detected in 3 of the 15 samples analyzed, generally in samples obtained at the water table. Ethylbenzene was detected twice at concentrations of 0.77 and 2.1 ppm, and two samples contained toluene at 0.19 and 2.0 ppm. Meta-xylene and xylene were detected in three samples at concentrations ranging from 0.18 to 3.3 ppm and 0.16 to 8.7 ppm, respectively.

Inner-Trench Borings

Five borings were drilled at locations within the disposal trench network identified from the geophysical program and the Phase I drilling data (ESE, 1987a, RIC#87203R01). These borings are summarized as follows:

Boring Number	Depth Drilled (ft)	Depth to Water Table (ft)	Number of Samples	Depth to Base of Disposal Trench (ft)
3444	10	10	4	4
3445	12	12	5	8
3446	9	8	3	8
3453	9	7	2	9
3454	10	10	3	No trench material observed
		Total	17	

* Table 36-3-II-1 describes observations and materials encountered for these borings, with the exception of Boring 3454.

OCPs were detected in samples from the inter-trench borings at detected concentrations as follows:

Compound	Number of Samples Containing OCP	Concentration Range (ppm)
CL_6CP	11	0.020 to 40,000
Aldrin	7	0.003 to 700
Isodrin	6	0.004 to 1,000
Dieldrin	12	0.021 to 370
Endrin	10	0.006 to 400

Elevated concentrations of aldrin, dieldrin, endrin, isodrin, and hexachlorocylcopentadiene (CL_6CP) were detected in the deeper sample intervals of Borings 3444, 3445, and 3446. Concentrations of CL_6CP as high as 40,000 ppm were detected in samples obtained within the disposal trench material. These borings are located in the northern area of Site 36-3 and may be located within the same east-west disposal trench. Boring 3453, located in the southwest area of Site 36-3, had fewer detections of OCPs at lower concentrations.

Three of the organosulphur compounds were detected in six of the samples. CPMs was detected in two (Boring 3446, 5 to 6 ft and 7 to 8 ft) samples at concentrations of 110 ppm and 26 ppm. Benzothiazole (BTZ) was detected in these two samples at concentrations of 260 ppm and 61 ppm, respectively. Dimethyldisulfide (DMDS) was detected in two samples, Boring 3444 (9 to 10 ft) at 9.1 ppm and Boring 3445 (9 to 10 ft) at 17 ppm.

There were no detections of DIMP or DMMP in the samples analyzed from the five inner-trench borings. DBCP was detected by GC analysis in the 6- to 7- and 9- to 10-ft samples of Boring 3445 at concentrations of 2 ppm. There were no detections of DCPD in any of the 17 samples, and mercury was not detected in any of the samples analyzed. FC2A was the only ADP detected in samples analyzed from the inner-trench borings. FC2A was detected in one sample, Boring 3454 (4 to 5 ft), at a concentration of 19 ppm.

Of the VHO compounds detected at Site 36-3, TCLEE, CH_2CL_2, and carbon tetrachloride (CCL_4) had the most detections. TCLEE was detected in four samples at concentrations ranging from 0.83 to 17 ppm. CH_2Cl_2 had four detections at concentrations ranging from 0.31 to 0.63 ppm. Nine samples analyzed by GC/MS confirmed the detections noted above.

VAO compounds were detected in 15 samples at concentrations ranging from 0.67 to 2.8 ppm. Benzene and ethylbenzene were detected in three samples at concentrations ranging from 1.0 to 3.0 ppm. Meta-xylene and ortho-xylene were each detected in three samples at concentrations ranging from 1.2 to 3.5 ppm and 1.1 to 4.7 ppm, respectively. Toluene was detected in three samples at concentrations ranging from 0.26 to 4.5 ppm.

The analyte distributions and levels associated with the five inner-trench borings indicated high concentrations of OCPs in samples from disposal trench material that was wet to saturated. Borings 3444, 3445, and 3446 are approximately along the same east-west line (possibly the same disposal trench), and samples from these borings exhibited the highest OCP contamination. OSCs were detected at comparatively low concentrations, except for samples from Boring 3446 (5 to 6 ft and 7 to 8 ft) The southwestern boundary of Site 36-3 exhibited pesticide contamination at relatively low concentrations.

Deep Central Borings

Three deep borings were drilled along an east-west trend through the central portion of Site 36-3 (see Figure 36-3-II-1) to investigate vertical extent of contamination down to and below the water table. These borings are summarized as follows:

Boring Number	Depth Drilled (ft)	Depth to Water Table (ft)	No. of Samples
3456	17	9	4
3457	14	9	4
3458	14	8	4
		Total	12

Five of the target OCP compounds (CL_6CP, aldrin, isodrin, dieldrin, and endrin) were detected in samples from these borings as follows:

Compound	Number of Detections	Concentration Range (ppm)
CL_6CP	3	0.006 to 0.19
Aldrin	7	0.043 to 700
Isodrin	12	0.003 to 1000
Dieldrin	12	0.044 to 370
Endrin	11	0.11 to 400

The highest concentrations of aldrin, isodrin, dieldrin, and endrin were detected in the 9- to 10-ft sample from Boring 3457. The base of the disposal trench encountered by this boring was approximately 9 ft, and the water table was also at 9 ft. The higher concentrations of OCPs were detected in samples collected at or below the water table.

DMMP was detected at a concentration of 0.19 ppm in Boring 3456 (0 to 1 ft). The 8- to 9-, 9- to 10-, and 13- to 14-ft samples of Boring 3457 contained DIMP at concentrations ranging from 14 to 37 ppm.

CPMSO, DMDS, and 1,4, dithiane were detected in samples from Borings 3457 and 3458. CPMSO was detected at concentrations of 4.3 ppm and 3.8 ppm in the 8- to 9- and the 9- to 10-ft intervals of Boring 3457, respectively. DMDS was detected at a concentration of 110 ppm in Boring 3458 (7 to 8 ft). The 8- to 9-, 9- to 10-, and 13- to 14-ft samples of Boring 3457 contained 1,4 dithiane at concentrations from >3.3 ppm to 712 ppm.

DBCP was detected in five samples, which were collected at or below the water table, at concentrations ranging from 0.39 to 700 ppm. The highest concentration (700 ppm) was found in the 7- to 8-ft interval of Boring 3458. DCPD was detected in four samples at concentrations from 8.6 to 140 ppm. Bicycloheptadiene (BCHPD) and methylisobutyl ketone (MIBK) were identified in the 7- to 8-ft sample of Boring 3458 at concentrations of 10 and 21 ppm, respectively.

Chloroform, methylene chloride, and TCLEE were found in four, one, and two samples, respectively. For chloroform, the concentrations in the four samples ranged from 0.20 to 7.2 ppm. The 8- to 9- and 9- to 10-ft intervals of Boring 3457 contained concentrations of chloroform of 4.7 ppm and 7.2 ppm, respectively. CH_2CL_2 was found at a concentration of 0.57 ppm in Boring 3456 (16 to 17 ft), and two samples contained TCLEE at concentrations of 0.20 ppm and 3.9 ppm. GC/MS screening for VO confirmed detection of these VHO compounds.

Relatively high concentrations of benzene, ethylbenzene, m-xylene, o,p-xylene, and toluene were detected in 12 samples. The most prevalent VAO was toluene, which was detected in seven samples at concentrations ranging from 0.72 to 380 ppm. High concentrations of toluene were also detected in the 8- to 9-ft (380 ppm) and 9- to 10-ft (67 ppm) samples of Boring 3457.

Mercury was below its detection level in the 0- to 1-ft intervals of Borings 3456, 3457, and 3458. FC2A was detected in all three sample intervals submitted for analysis (0 to 1 ft, 9 to 10 ft, and 13 to 14 ft) from Boring 3457 at concentrations ranging from 2.9 to 12 ppm.

Phase I and Phase II results confirm OCP contamination at Site 36-3. Higher concentrations were detected in the disposal trenches and in samples taken at or below the water table, and lower concentrations of OCPs were in the perimeter areas along the east, south, and west boundaries. DIMP and OSCs are present, but at relatively lower concentrations. The northeastern portion of Site 36-3 had the highest frequency of OSCs. The perimeter borings along the northern boundary reflected higher concentrations of the target analytes compared to the southern and western perimeter borings.

The data reporting procedures as described in the Laboratory Quality Assurance Plan for RMA (ESE, 1985, Appendix B, RIC#85127R07) require that all analyses on a sample be completed within the sample's respective holding time and that analytical results be corrected for percent recovery and moisture content. During routine sample analysis, analytical results must also fall within the Certified Range. Samples must also be diluted within the Certified Range provided that holding times have not expired.

During laboratory certification, an analytical method is tested over a certain concentration range to determine the Certified Range. A typical tested concentration range would be 0, 0.5X, 1.0X, 2.0X, 5.0X, and 10.0X, where X is the Target Reporting Limit (TRL). The Certified Reporting Limit (CRL) is determined by comparing the target and actual concentrations of the tested range. The upper Certified Range is the highest target concentration achieved.

If a sample analysis indicates that the sample was not diluted adequately to be within the Certified Range, the result is reported as greater than (>) the upper Certified Range times any dilution factors. If a sample has exceeded its holding time and the result is greater than the Certified Range, the result is reported as greater than the upper Certified Range. If holding times are exceeded in attempting to dilute the sample until all

results are within the Certified Range, results that are not identified above the Certified Range, but that may be present at concentrations above the certified detection limit, are reported as the detection limit times the dilution factor.

Several compounds detected by GC/MS were not included in the target compound list and were not conclusively identified. These compounds are included in the data presented in Appendix 36-3-II-B. Table 36-3-II-4 summarizes nontarget compounds detected at Site 36-3. It should be noted that an individual compound may have more than one retention time and that a particular retention time may be assigned to more than one compound. Therefore, Table 36-3-II-4 provides only a general indication of additional compounds that may be present.

Nontarget compounds were detected in 14 of the 16 samples analyzed by GC/MS, and 11 of these samples contained compounds related to pesticide manufacture. The most common compounds identified were unknown chlorinated compounds and impurities associated with CL_6CP as illustrated in the following table:

Nontarget Compound	Number of Detections	Concentration Range (ppm)	Comments
1,3,5-Cycloheptatriene	2	20	Shell waste
1,3-Cyclopentadiene	7	9 to 70	Raw material used in pesticide manufacturing
1,2-Dichloro 1,1-difluoro ethane	2	20 to 200	Freon refrigerant
Chlordene	2	60 to 70	Byproduct associated with chlordane
Chorinated Unknowns	52	10 to 3000	
Diethylmethyl-phosphorothioate	3	60 to 100	Possibly pesticide related
CL_6CP Impurities	13	1 to 20000	

C-RMA-PHII/363HTB4.WK1

Table 36-3-II-4. Tentative Identification of Nontarget Compounds in Site 36-3 Phase II Soil Samples (page 1 of 6)

Boring Number	Interval Depth (ft)	Unknown Number	Concentration Above Background (ppm)*	Sample Number	Lot	Best Fit	Comments +
3445	4-5	519	0.8	36-3-1X107	HTS	Tetrachloroethene	f
		549	1			Hexachlorethane	
		559	1			*Trichlorocyclopentene*	
		591	30			Octachlorocyclopentene	
		596	20			Hexachlorobenzene	
		614	6			*Pentachloro(trichloroethenyl)benzene*	
		635	1			Unknown	a
		636	2			Unknown	a
		638	2			Mirex	
		649	2			Octachloropentafulvalene	
		651	2			Unknown	a
3445	5-6	007	3	36-3-1X110	HNT	Chloroethane	
		146	300			Hexachloroethane	
		178	200			Hexachlorobutadiene	
		543	40		HTS	Chlorocyclohexanol	
		548	70			Hexachloroethane	
		561	50			Triethylesterphosphorodithioic acid	
		570	20			Tetrachlorobenzene	
		576	200			Unknown	a
		584	900			Pentachlorobenzene	
		587	30			Unknown hexachlorinated compound	a
		591	5000			Octachlorocyclopentene	
		597	20000			Tetrachloro(dichloromethylene)cyclopentadiene	
		612	100			Unknown	a
		614	400			Pentachloro(trichloroethenyl)benzene	
		617	30			Unknown	a
		621	20			Unknown	a
		623	20			Unknown	a
		625	30			Unknown	a
		628	400			*Unknown octachlorinated compound*	a
		629	60			Unknown heptachlorinated compound	a
		634	90			Unknown nanochlorinated compound	a
		635	100			Unknown nanochlorinated compound	a
		642	30			Unknown heptachlorinated compound	a
		646	30			Unknown hexachlorinated compound	a
		648	200			Octachloropentafulvalene	
		651	600			Unknown octachlorinated compound	a
		668	200			Unknown octachlorinated compound	a
3445	6-7	007	20	36-3-1X111	HNS	Chloromethane	
		047	20			Methylester acetic acid	
		141	200			*Tetrachloroethene*	
		146	2000			Hexachloroethane	
		179	700			Hexachlorobutadiene	
		190	200			*Trichlorocyclopentene*	
		519	100		HTS	Tetrachlorethene	
		545	100			Unknown	a
		549	2000			Hexachloroethane	
		558	100			Trichlorocyclopentene	
		561	100			Tetrachlorocyclopentadiene	

Table 36-3-II-4. Tentative Identification of Nontarget Compounds in Site 36-3 Phase II Soil Samples (page 2 of 6)

Boring Number	Interval Depth (ft)	Unknown Number	Concentration Above Background (ppm)*	Sample Number	Lot	Best Fit	Comments +
3445	6-7	562	600	36-3-IXIII	HTS	Hexachlorobutadiene	
		569	200			Pentachlorocyclopentene	
		574	100			Biphenyl	
		575	100			Oxybisbenzene	
		576	2000			Unknown pentachlorinated compound	a
		579	1000			Unknown tetrachlorinated compound	a
		583	200			Pentachlorobenzene	
		584	400			Pentachlorobenzene	
		587	100			Unknown heptachlorinated compound	a
		588	200			Unknown heptachlorinated compound	a
		592	20000			Octachlorocyclopentene	
		597	20000			Tetrachloro(dichloromethylene)cyclopentadiene	
		608	100			Unknown tetrachlorinated compound	a
		612	100			Unknown tetrachlorinated compound	a
		613	300			Unknown	a
		614	1000			Pentachloro(trichloroethenyl)benzene	
		615	100			Unknown	a
		616	90			Unknown	a
		617	400			Unknown	a
		618	600			Unknown octachlorinated compound	a
		619	200			Unknown heptachlorinated compound	a
		621	300			Unknown	a
		622	2000			Unknown octachlorinated compound	a
		623	1000			Unknown chlorinated compound	a
		624	600			Unknown chlorinated compound	a
		625	200			Unknown chlorinated compound	a
		626	100			Unknown octachlorinated compound	a
		628	3000			Unknown octachlorinated compound	a
		629	300			Unknown octachlorinated compound	a
		630	100			Unknown chlorinated compound	a
		633	200			Unknown nanochlorinated compound	a
		634	800			Unknown nanochlorinated compound	a
		635	1000			Unknown nanochlorinated compound	a
		636	100			Unknown heptachlorinated compound	a
		638	1000			Mirex	
		639	300			Octachloropentafulvalene/Octachlorobiphenyl	
		641	100			Unknown octachlorinated compound	a
		642	300			Unknown octachlorinated compound	a
		644	200			Unknown chlorinated compound	a
		648	2000			Octachloropentafulvalene	
		651	3000			Perchlorobiphenyl	
		668	200			Octachlorodibenzofuran	
3445	9-10	108	5	36-3-IX108	HNS	Methylcyclohexane	
		146	300			Hexachloromethane	
		153	20			1,2-dichloro 1,1-difluoro ethane	
		157	200			1,2-dichloro 1,1-difluoro ethane	
		178	200			Hexachlorobutadiene	
		549	200		HTS	Hexachloroethane	
		558	100			Trimethylesterphosphorodithioic acid	

Table 36-3-II-4. Tentative Identification of Nontarget Compounds in Site 36-3 Phase II Soil Samples (page 3 of 6)

Boring Number	Interval Depth (ft)	Unknown Number	Concentration Above Background (ppm)*	Sample Number	Lot	Best Fit	Comments +
3445	9-10	559	100	36-3-1X108	HTS	Trichlorocyclopentene	
		561	80			Hexachlorobutadiene	
		563	20			Trichlorocyclopentene	
		567	100			Trichlorocyclopentene	
		569	70			Tetrachlorocyclopentene	
		576	20			Oxibisbenzene	
		581	100			Hexachlorobicycloheptadiene	
		584	50			Pentachlorobenzene	
		592	6000			Octachlorocyclopentene	
		596	500			Tetrachloro(dichloromethylene)cyclopentadiene	
		614	400			Pentachloro(trichloroethenyl)benzene	
		623	40			Unknown octachlorinated compound	a
		624	30			Unknown octachlorinated compound	a
		626	20			Unknown octachlorinated compound	a
		629	800			Unknown	a
		633	20			Unknown nanochlorinated compound	a
		635	100			Unknown nanochlorinated compound	a
		636	100			Unknown nanochlorinated compound	a
		638	100			Mirex	a
		643	30			Unknown heptachlorinated compound	a
		644	20			Unknown chlorinated compound	a
		649	200			Octachloropentafulvalene	
		651	100			Unknown octachlorinated compound	a
3449	4-5	614	2	36-3-1X135	HTT	Dibutylester nonanedioic acid	d
3449	8-9	596	1	36-3-1X138	HTT	Tetrachloro(dichloromethylene)cyclopentadiene	
3451	3-4	611	1	36-3-1X152	HTT	Monobenzoatebenzenediol	
		614	0.8			Unknown alkene	a,f
		615	8			Dibutylester nonanedioic acid	d
		629	1			Dioctylester hexadecanoic acid	d
3451	8-9	039	4	36-3-1X153	HNX	Carbon sulfide	
		514	1		HTT	Toluene	
		525	0.9			Xylene	f
		526	9			Xylene	
		529	10			Xylene	
		551	4			Unknown	a
		561	1			Unknown	a
		565	1			Aminophenol	
		569	6			Hydroxyphenyltrimethylammonium hydroxide	
		572	2			Methoxybenzenemethanamine	
		578	0.9			Unknown	a,f
		596	1			Unknown	a
		605	0.9			Unknown	a,f
		614	30			Octadecenol	d
3456	4-5	588	0.7	36-3-1X177	HTT	Unknown	a,f
3456	8-9	086	3	36-3-1X180	HNY	1,2-dichloropropane	
		095	1			Unknown	a,f

Table 36-3-II-4. Tentative Identification of Nontarget Compounds in Site 36-3 Phase II Soil Samples (page 4 of 6)

Boring Number	Interval Depth (ft)	Unknown Number	Concentration Above Background (ppm)*	Sample Number	Lot	Best Fit	Comments +
3456	8-9	591	0.9	36-3-1X180	HTU	Heptachlorobicycloheptene	
		632	1			Unknown	a
3457	8-9	058	20	36-3-1X187	HNV	1,3-Cyclopentadiene	
		075	3			Cyclohexane	
		102	9			1,2-Dimethylcyclopentane	
		108	100			Methylcyclohexane	
		112	20			1,3,5-Cycloheptatriene	
		114	20			2,3-Dimethylpentane	
		116	10			3-Ethylpentane	
		121	200			3-Methylhexane	a
		124	80			Methylhexane	
		144	30			1,3-Cyclopentadiene	
		147	80			Unknown	a
		159	20			Octane	
		163	60			Unknown	a
		173	300			Unknown	a
		178	90			Hexachlorobutadiene	
		193	60			Diethylmethylphosphorothioate	
		552	60		HTU	Diethylmethylphosphorothioate	
		561	20			Unknown aromatic compound	
		562	20			Hexachlorobutadiene	
		576	20			Unknown	a
		578	10			Unknown	a
		579	20			Unknown	a
		581	300			Hexachlorobicycloheptadiene	
		591	300			Heptachlorobicycloheptene	
		592	40			Unknown heptachlorinated compound	a
		595	10			Heptachlorobornene	
		596	200			Unknown chlorinated compound	a
		601	70			Chlordene	
		603	10			Unknown	a
		607	30			Unknown	a
		613	20			Unknown	a
		618	70			Unknown pentachlorinated compound	a
		625	10			Unknown	a
		627	10			Unknown	a
		630	20			Unknown	a
		631	70			Unknown	a
		632	40			Unknown	a
3457	9-10	047	3	36-3-1X185	HNV	Methylester acetic acid	
		058	70			1,3-Cyclopentadiene	
		108	20			Methylcyclohexane	
		114	9			1,3-Cyclopentadiene	
		121	50			1,3-Cyclopentadiene	
		143	3			Bicycloheptane	
		146	100			Unknown	a
		156	20			Unknown	a
		193	100			Dichlorobenzene	

Table 36-3-II-4. Tentative Identification of Nontarget Compounds in Site 36-3 Phase II Soil Samples (page 5 of 6)

Boring Number	Interval Depth (ft)	Unknown Number	Concentration Above Background (ppm)*	Sample Number	Lot	Best Fit	Comments +
3457	9-10	543	10		HTU	Tetrahydromethanoindene	
		544	10			Octahydromethencyclobutapentalene	
		552	100			Diethylmethylphosphorothioate	
		561	30			Unknown aromatic compound	a
		562	20			Hexachlorobutadiene	
		574	20			Tetrachlorobenzene	
		575	20			Unknown	a
		576	80			Unknown	a
		578	60			Unknown	a
		579	70			Unknown	a
		581	500			Hexachlorobicycloheptadiene	
		584	8			Pentachlorobenzene	
		586	20			Unknown pentachlorinated compound	a
		587	20			Unknown	a
		588	20			Unknown	a
		591	600			Heptachlorobicycloheptene	
		592	100			Unknown chlorinated compound	a
		595	50			Unknown chlorinated compound	a
		596	700			Unknown chlorinated compound	a
		598	10			Unknown chlorinated compound	a
		601	60			Chlordene	
		603	20			Unknown	a
		607	20			Unknown	a
		608	20			Unknown	a
		609	30			Unknown	a
		611	10			Unknown chlorinated compound	a
		613	100			Unknown	a
		615	8			Unknown	a
		616	20			Unknown	a
		618	300			Unknown pentachlorinated compound	a
		619	10			Unknown	a
		622	50			Unknown	a
		625	20			Unknown	a
		626	9			Unknown	a
		630	80			Unknown	a
		631	10			Unknown pentachlorinated compound	a
		632	70			Unknown	a
		634	20			Unknown	a
		639	9			Unknown	a
3458	5-6	588	0.8	36-3-1X194	HTU	Hexadecane	f
		591	2			Trimethylpentadecane	
		594	3			Heptadecane	
		595	4			Tetramethylpentadecane	
		596	2			Tetrachlorodichloromethylenecyclopentadiene	
		597	0.8			Unknown Alkane	a,f
		601	2			Tetramethylhexadecane	
		605	1			Nonadecane	
		614	2			Pentachlorotrichloroethenylbenzene	

Table 36-3-II-4. Tentative Identification of Nontarget Compounds in Site 36-3 Phase II Soil Samples (page 5 of 6)

Boring Number	Interval Depth (ft)	Unknown Number	Concentration Above Background (ppm)*	Sample Number	Lot	Best Fit	Comments +
3458	7-8	034	2	36-3-IX195	HNZ	Unknown	a
		111	20			1,3,5-Cycloheptatriene	
		158	2			Propanoic acid	
		162	200			Unknown	a
		178	3			Hexachlorobutadiene	

* Values reported are method blank corrected.

\+ a. No positive identification.
b. Surfactant.
c Plasticizer (Note: All phthalates and adipates will have this comment).
d. Derived from natural products.
e. Suspected laboratory contaminant.
f. Low concentration.
g. Low frequency of occurrence.
h. Ubiquitous.
i. Possible column bleed.
j. None detected.

Source: ESE, 1988.

Heptachlorobicyclo-heptene	3	0.9 to 600	Endrin intermediate
Hexachlorobenzene	1	6	Shell waste
Hexachlorobicyclo-heptadiene	3	100 to 300	Endrin intermediate
Hexachlorobutadiene	7	3 to 700	
Hexachloroethane	5	1 to 2000	By-product of chloroination
Mirex	3	2 to 1000	Insecticide
Octachlorocyclopentene	4	30 to 20000	Shell waste
Pentachlorobenzene	10	2 to 1000	
Perchlorobiphenyl	1	3000	Polychlorinated biphenyl (PCB)
Tetrachlorobenzene	2	20	
Tetrachloroethane	3	0.8 to 200	
Toluene	1	1	
Trimethylesterphosoro-dithioc acid	2	50 to 100	Possibly pesticide related
Xylene	3	0.9 to 10	

The 4- to 5-, 5- to 6-, 6- to 7-, and 9- to 10-ft samples from Boring 3445 contained elevated concentrations of Shell wastes, CL_6CP impurities, mirex, and chlorinated unknowns. The 6- to 7-ft sample also had perchlorobiphenyl, a PCB. Two samples from Boring 3457 (8 to 9 and 9 to 10 ft) contained endrin intermediates, chlordene, and several chlorinated unknowns. The 8- to 9-ft samples from Borings 3449, 3451, and 3456 as well as Boring 3458 (5 to 6 and 7 to 8 ft) also contained nontarget compounds related to pesticides.

Results of the Phase II sampling program at Site 36-3 will be assessed as part of the overall analysis of the Central Study Area Report.

5.0 REFERENCES

RIC#85127R07
Environmental Science and Engineering, Inc. (ESE). June 1985. Rocky Mountain Arsenal Section 36 Contamination Survey. Final Technical Plan, Revision A. Volumes I and II. Appendix B: Laboratory Quality Assurance Plan. Task 1 (Section 36). Prepared for the Office of the Program Manager, Rocky Mountain Arsenal.

RIC#88204R02
Environmental Science and Engineering, Inc. (ESE). April 1987b. Introduction to the Contamination Assessment Reports. Draft Final Report, Phase I Remedial Investigation Program. Prepared for the Office of the Program Manager, Rocky Mountain Arsenal.

RIC#87203R01
Environmental Science and Engineering, Inc. (ESE). 1987a. Final Phase I Contamination Assessment Report: Site 36-3: Insecticide Pit (Task 1). Prepared for the Office of the Program Manager, Rocky Mountain Arsenal.

APPENDIX 36-3-II-A
CHEMICALS NAMES, METHODS, AND ABBREVIATIONS

APPENDIX 36-3-II-A
CHEMICAL NAMES, METHODS, AND ABBREVIATIONS

PHASE I ANALYTES AND CERTIFIED METHODS

Analytes/Methods	Synonymous Names and Abbreviations	Standard Abbreviations
VOLATILE ORGANIC COMPOUNDS/GCMS	VOL	VO
1,1-Dichloroethane	1,1-Dichloroethane	11DCLE
1,2-Dichloroethane	1,2-Dichloroethane	12DCLE
1,1,1-Trichloroethane (TCA)	1,1,1-Trichloroethane	111TCE
1,1,2-Trichloroethane	1,1,2-Trichloroethane	112TCE
Benzene	Benzene	C_6H_6
Bicycloheptadiene	Bicycloheptadiene (BCHD)	BCHPD
Carbon tetrachloride	Carbon tetrachloride	CCL_4
Chlorobenzene	Chlorobenzene	CLC_6H_5
Chloroform	Chloroform	$CHCL_3$
Dibromochloropropane	Dibromochloropropane	DBCP
Dicyclopentadiene	Dicyclopentadiene	DCPD
Dimethyldisulfide	Dimethyldisulfide	DMDS
Ethylbenzene	Ethylbenzene	ETC_6H_5
m-Xylene	meta-Xylene	13DMB
Methylene chloride	Methylene chloride	CH_2CL_2
Methylisobutyl ketone	Methylisobutyl ketone	MIBK
o,p-Xylene	ortho- and/or para-Xylene	XYLEN
Tetrachloroethene (PCE)	Tetrachloroethylene	TCLEE
Toluene	Toluene	MEC_6H_5
Trans 1,2-dichloroethene	Trans 1,2-dichloroethylene	12DCE
Trichloroethene (TCE)	Trichloroethylene	TRCLE
SEMIVOLATILE ORGANIC COMPOUNDS/GCMS	EXTRACTABLE ORGANIC COMPOUNDS (EX)	SVO
1,4-Oxathiane	1,4-Oxathiane	OXAT
2,2-Bis (para-chlorophenyl)-1,1-dichloroethane	Dichlorodiphenylethane	PPDDE
2,2-Bis (para-chlorophenyl) 1,1,1-trichloroethane	Dichlorodiphenyltrichloroethane	PPDDT
Aldrin	Aldrin	ALDRN
Atrazine	Atrazine	ATZ
Chlordane	Chlordane	CLDAN
Chlorophenylmethyl sulfide	p-Chlorophenylmethyl sulfide	CPMS
Chlorophenylmethyl sulfoxide	p-Chlorophenylmethyl sulfoxide	CPMSO
Chlorophenylmethyl sulfone	p-Chlorophenylmethyl sulfone	$CPMSO_2$
Dibromochloropropane	Dibromochloropropane	DBCP
Dicyclopentadiene	Dicyclopentadiene	DCPD
Dieldrin	Dieldrin	DLDRN
Diisopropylmethyl phosphonate	Diisopropylmethyl phosphonate	DIMP

APPENDIX 36-3-II-A
CHEMICAL NAMES, METHODS, AND ABBREVIATIONS

Analytes/Methods	Synonymous Names and Abbreviations	Standard Abbreviations
SEMIVOLATILE ORGANIC COMPOUNDS (CONT)		
Dimethylmethyl phosphonate	Dimethylmethyl phosphonate	DMMP
Dithiane	Dithiane	DITH
Endrin	Endrin	ENDRN
Hexachlorocyclopentadiene	Hexachlorocyclopentadiene (HCPD)	CL_6CP
Isodrin	Isodrin	ISODR
Malathion	Malathion	MLTHN
Parathion	Parathion	PRTHN
Supona	2-Chloro-1(2,4-dichlorophenyl) vinyldiethyl phosphate	SUPONA
Vapona	Vapona	DDVP
METALS/ICP	ICAP	ICP
Cadmium	Cadmium	CD
Chromium	Chromium	CR
Copper	Copper	CU
Lead	Lead	PB
Zinc	Zinc	ZN
SEPARATE ANALYSES		
Arsenic/AA	Arsenic	AS
Mercury/AA	Mercury	HG
Dibromochloropropane/GC	Dibromochloropropane	DBCP

APPENDIX 36-3-II-A
CHEMICAL NAMES, METHODS, AND ABBREVIATIONS

PHASE II ANALYTES AND CERTIFIED METHODS

Analytes/Methods	Synonymous Names and Abbreviations	Standard Abbreviations
VOLATILE ORGANIC COMPOUNDS/GCMS (Same as Phase I)	VOL	VO
SEMIVOLATILE ORGANIC COMPOUNDS/GCMS (Same as Phase I)	EXTRACTABLE ORGANIC COMPOUNDS (EX)	SVO
VOLATILE HALOCARBON COMPOUNDS/GCCON	PURGEABLE HALOCARBONS (PHC)	VHO
1,1-Dichloroethane	1,1-Dichloroetnane	11DCLE
1,2-Dichloroethane	1,2-Dichloroethane	12DCLE
1,1-Dichloroethene	1,1-Dichloroethene	11DCE
1,1,1-Trichloroethane (TCA)	1,1,1-Trichloroethane	111TCE
1,1,2-Trichloroethane	1,1,2-Trichloroethane	112TCE
Carbon tetrachloride	Carbon tetrachloride	CCL_4
Chlorobenzene	Chlorobenzene	CLC_6H_5
Chloroform	Chloroform	$CHCL_3$
Methylene chloride	Methylene chloride	CH_2CL_2
Trans 1,2-dichloroethylene	Trans 1,2-dichloroethene	12DCE
Tetrachloroethene (PCE)	Tetrachloroethylene	TCLEE
Trichloroethene (TCE)	Trichloroethylene	TRCLE
VOLATILE HYDROCARBON COMPOUNDS/GCFID	DCPD	HYDCBN
Bicycloheptadiene	Bicycloheptadiene (BCHD)	BCHPD
Dicyclopentadiene	Dicyclopentadiene	DCPD
Methylisobutyl ketone	Methylisobutyl ketone	MIBK
VOLATILE AROMATIC COMPOUNDS/GCPID	PURGEABLE AROMATICS (PAM)	VAO
Benzene	Benzene	C_6H_6
Ethylbenzene	Ethylbenzene	ETC_6H_5
m-Xylene	meta-Xylene	13DMB
o,p-Xylene	ortho- and/or para-Xylene	XYLEN
Toluene	Toluene	MEC_6H_5
ORGANOCHLORINE PESTICIDES/GCEC		OCP
2,2-Bis (para-chlorophenyl)-1,1-dichloroethane	Dichlorodiphenylethane	PPDDE
2,2-Bis (para-chlorophenyl)-1,1,1-trichloreoethane	Dichlorodiphenyltrichloroethane	PPDDT
Aldrin	Aldrin	ALDRN
Chlordane	Chlordane	CLDAN
Dieldrin	Dieldrin	DLDRN
Endrin	Endrin	ENDRN
Hexachlorocyclopentadiene	Hexachlorocyclopentadiene	CL_6CP
Isodrin	Isodrin	ISODR

APPENDIX 36-3-II-A
CHEMICAL NAMES, METHODS, AND ABBREVIATIONS

Analytes/Methods	Synonymous Names and Abbreviations	Standard Abbreviations
ORGANOPHOSPHOROUS PESTICIDES/GCNPD	ORGANOPHOSPHOROUS COMPOUNDS (OPC)	OPP
Atrazine	Atrazine	ATZ
Malathion	Malathion	MLTHN
Parathion	Parathion	PRTHN
Supona	2-Chloro-1(2,4-dichlorophenyl) vinyldiethyl phosphate	SUPONA
Vapona	Vapona	DDVP
ORGANOPHOSPHOROUS COMPOUNDS/GCFPD	DIMP	OPC
Diisopropylmethyl phosphonate	Diisopropylmethyl phosphonate	DIMP
Dimethylmethyl phosphonate	Dimethylmethyl phosphonate	DMMP
ORGANOSULPHUR COMPOUNDS/GCFPD		OSC
1,4-Oxathiane	1,4-Oxathiane	OXAT
Benzothiazole	Benzothiazole	BTZ
Chlorophenylmethyl sulfide	p-Chlorophenylmethyl sulfide	CPMS
Chlorophenylmethyl sulfone	p-Chlorophenylmethyl sulfone	$CPMSO_2$
Chlorophenylmethyl sulfoxide	p-Chlorophenylmethyl sulfoxide	CPMSO
Dimethyldisulfide	Dimethyldisulfide	DMDS
Dithiane	Dithiane	DITH
METALS/ICP	ICAP	ICP
Cadmium	Cadmium	CD
Chromium	Chromium	CR
Copper	Copper	CU
Lead	Lead	PB
Zinc	Zinc	ZN
SEPARATE ANALYSES		
Arsenic/AA	Arsenic	AS
Mercury/AA	Mercury	HG
Dibromochloropropane/GC	Dibromochloropropane	DBCP

APPENDIX 36-3-II-A
CHEMICAL NAMES, METHODS, AND ABBREVIATIONS

Analytes/Methods	Synonymous Names and Abbreviations	Standard Abbreviations
ARMY AGENT DEGRADATION PRODUCTS:		ADP
AGENT PRODUCTS/HPLC	TDGCL	
Chloroacetic Acid	Chloroacetic acid	CLC2A
Thiodiglycol	Thiodiglycol (TDG)	TDGCL
AGENT PRODUCTS/IONCHROM	IMPA	GBDP
Fluoroacetic acid	Fluoroacetic acid	FC2A
Isopropylmethylphosphonic acid	Isopropylmethylphosphonate	IMPA
Methylphosphonic acid	Methylphosphonate	MPA

Methods	Abbreviations
Atomic Absorption Spectroscopy	AA
Gas Chromatography/Conductivity Detector	GCCON
Gas Chromatography/Electron Capture	GCEC
Gas Chromatography/Flame Ionization Detector	GCFID
Gas Chromatography/Flame Photometric	GCFPD
Gas Chromatography/Mass Spectrometry	GCMS
Gas Chromatography/Nitrogen Phosphorous Detector	GCNPD
Gas Chromatography/Photoionizaton Detector	GCPID
High Performance Liquid Chromatography	HPLC
Inductively Coupled Argon Plasma	ICP, ICAP
Ion Chromatography	IONCHROM

APPENDIX 36-3-II-B
PHASE II CHEMICAL DATA

PROJECT NUMBER 64936 0300 PROJECT NAME RMA TASK I PHASE II
FIELD GROUP 36-3-1 PROJECT MANAGER JJV
36-3-1RP LAB COORDINATOR JOE VONDRICK

PARAMETERS	STORET #	3430A	3430B	3431A	3431B	3432A	3432B	3433A	3433B	3434A	3434B	3435A	3435B	3436A	3436B	3437A
UNITS	METHOD	36-3-1	36-3-1	36-3-1	36-3-1	36-3-1	36-3-1	36-3-1	36-3-1	36-3-1	36-3-1	36-3-1	36-3-1	36-3-1	36-3-1	36-3-1
		1	2	8	9	15	16	22	23	29	30	36	37	43	44	50
DATE		07/06/87	07/06/87	07/07/87	07/07/87	07/08/87	07/08/87	07/07/87	07/07/87	07/07/87	07/07/87	07/08/87	07/08/87	07/09/87	07/09/87	07/09/87
TIME		11:21	12:04	07:10	07:38	08:54	09:19	08:24	08:45	09:54	10:14	10:16	10:41	07:18	07:42	08:32
SAMPLE TYPE	71999 0	SO	SO	SO	SO	SO	SO	SO	SO	SO	SO	SO	SO	SO	SO	SO
SITE TYPE 1	99759 0	BORE	BORE	BORE	BORE	BORE	BORE	BORE	BORE	BORE	BORE	BORE	BORE	BORE	BORE	BORE
SAMPLE DEPTH FT	99758A 0	0.0	4.00	0.0	4.00	0.0	4.00	0.0	4.00	0.0	4.00	0.0	4.00	0.0	4.00	0.0
SAMPLING TECHNIQUE	72005 0	S	S	S	S	S	S	S	S	S	S	S	S	S	S	S
INSTALLATION CODE SAMPLE	99720 0	RK	RK	RK	RK	RK	RK	RK	RK	RK	RK	RK	RK	RK	RK	RK
MOISTURE %WET WT	70320 1	6.2	5.8	8.0	4.9	8.3	6.6	13.9	5.2	8.4	8.7	5.7	8.2	11.8	9.4	9.0
HEXACHLOROCYCLOPENTADIENE UG/G-DRY	98647 SS9A	<0.258	<0.003	<0.516	<0.003	0.006	<0.003	<0.516	<0.026	1.08	<0.026	0.713	<0.003	<0.258	<0.003	<0.516
ALDRIN,SED UG/G- DRY	96356 SS9A	<0.182	<0.002	3.57	<0.002	0.165	0.011	8.11	<0.002	0.731	<0.002	2.00	<0.002	3.93	0.005	190
ISODRIN UG/G-DRY	98649 SS9A	<0.111	<0.001	13.5	<0.001	0.016	<0.001	37.5	<0.001	<0.111	<0.001	<0.222	<0.001	0.287	<0.001	<11.1
DDE,PP' UG/G-DRY	98363 SS9A	0.030	<0.001	1.44	<0.001	<0.001	<0.001	1.93	<0.001	<0.100	<0.001	<0.200	<0.001	0.004	<0.001	<0.200
DIELDRIN UG/G-DRY	98365 SS9A	6.11	0.007	42.4	0.016	0.728	0.064	80.5	<0.012	9.47	<0.012	28.5	0.004	9.70	0.003	229
ENDRIN UG/G-DRY.	98369 SS9A	1.95	0.002	8.58	<0.001	0.123	0.013	19.0	<0.001	0.733	<0.001	1.69	<0.001	1.80	<0.001	72.6
DDT,PP' UG/G-DRY	98364 SS9A	0.003	<0.002	<0.468	<0.002	<0.002	<0.002	<0.468	<0.002	0.271	<0.002	<0.468	<0.002	0.017	<0.002	<0.468
CHLORDANE,SED UG/G- DRY	98361 SS9A	<11.1	<0.111	<22.2	<0.111	>0.436	<0.111	<222	<0.111	<11.1	<0.111	<22.2	<0.111	<11.1	<0.111	<1110
DIMP UG/G-DRY	98645 TT9	<0.114	<0.114	<0.114	<0.114	<0.114	<0.114	<0.114	<0.114	<0.114	<0.114	<0.114	<0.114	<0.114	<0.114	<0.114
DMMP UG/G-DRY	98657 TT9	<0.133	<0.133	<0.133	<0.133	<0.133	<0.133	<0.133	<0.133	<0.133	<0.133	<0.133	<0.133	<0.133	<0.133	<0.133
DMDS UG/G-DRY	98697 UU9	<0.692	<0.692	<0.692	<0.692	<0.692	<0.692	<0.692	<0.692	<0.692	<0.692	<0.692	<0.692	<0.692	<0.692	<0.692
1,4 OXATHIANE UG/G-DRY	98644 UU9	<0.856	<0.856	<0.856	<0.856	<0.856	<0.856	<0.856	<0.856	<0.856	<0.856	<0.856	<0.856	<0.856	<0.856	<0.856
1,4 DITHIANE UG/G- DRY	98650 UU9	<0.571	<0.571	<0.571	<0.571	<0.571	<0.571	<0.571	<0.571	<0.571	<0.571	<0.571	<0.571	<0.571	<0.571	<0.571
P-CLPHENYLMETHYSULFIDE UG/G-DRY	98653 UU9	<1.08	<1.08	<1.08	<1.08	<1.08	<1.08	<1.08	<1.08	<1.08	<1.08	<1.08	<1.08	<1.08	<1.08	<1.08
BENZOTHIAZOLE UG/G	97302 UU9	<1.08	<1.08	<1.08	<1.08	<1.08	<1.08	<1.08	<1.08	<1.08	<1.08	<1.08	<1.08	<1.08	<1.08	<1.08
P-CLPHENYLMETHYSULFOXIDE UG/G-DRY	98654 UU9	<2.25	<2.25	<2.25	<2.25	<2.25	<2.25	<2.25	<2.25	<2.25	<2.25	<2.25	<2.25	<2.25	<2.25	<2.25
P-CLPHENYLMETHYSULFONE UG/G-DRY	98703 UU9	<2.37	<2.37	<2.37	<2.37	<2.37	<2.37	<2.37	<2.37	<2.37	<2.37	<2.37	<2.37	<2.37	<2.37	<2.37

PROJECT NUMBER 84936 0300 PROJECT NAME RMA TASK I PHASE II
FIELD GROUP 36-3-I PROJECT MANAGER JJV
36-3-IRP LAB COORDINATOR JOE VONDRICK

PARAMETERS	STORET #	SAMPLE ID/# 3430A 36-3-1 1	3430B 36-3-1 2	3431A 36-3-1 8	3431B 36-3-1 9	3432A 36-3-1 15	3432B 36-3-1 16	3433A 36-3-1 22	3433B 36-3-1 23	3434A 36-3-1 29	3434B 36-3-1 30	3435A 36-3-1 36	3435B 36-3-1 37	3436A 36-3-1 43	3436B 36-3-1 44	3437A 36-3-1 50
UNITS	METHOD															
DATE		07/06/87	07/06/87	07/07/87	07/07/87	07/08/87	07/08/87	07/07/87	07/07/87	07/07/87	07/07/87	07/08/87	07/08/87	07/09/87	07/09/87	07/09/87
TIME		11:21	12:04	07:10	07:38	08:54	05:19	08:24	08:45	09:54	10:14	10:16	10:41	07:18	07:42	08:32
DBCP(NEMAGON)	98652	<0.005	<0.005	0.014	<0.005	<0.005	<0.005	0.009	<0.005	<0.005	<0.005	<0.005	<0.005	<0.005	<0.005	<0.005
UG/G-DRY	U9															
BICYCLOHEPTADIENE	98686	<5.08	<5.08	<5.08	<5.08	<5.08	<5.08	<5.08	<5.08	<5.08	<5.08	<5.08	<5.08	<5.08	<5.08	<5.08
UG/G-DRY	ZZ9															
METHYLISOBUTYLKETONE	98696	<5.24	<5.24	<5.24	<5.24	<5.24	<5.24	<5.24	<5.24	<5.24	<5.24	<5.24	<5.24	<5.24	<5.24	<5.24
UG/G-DRY	ZZ9															
DICYCLOPENTADIENE	98651	<5.12	<5.12	<5.12	<5.12	<5.12	<5.12	<5.12	<5.12	<5.12	<5.12	<5.12	<5.12	<5.12	<5.12	<5.12
UG/G-DRY	ZZ9															
MERCURY	71921	<0.070		0.241		<0.070		0.428		0.088		0.198		0.106		0.357
UG/G- DRY	E9															
BENZENE	98699		<0.081		<0.081		<0.081		<0.081		<0.081		<0.081		<0.081	
UG/G-DRY	WW9															
TOLUENE	98691		<0.096		<0.096		<0.096		<0.096		<0.096		<0.096		<0.096	
UG/G-DRY	WW9															
ETHYLBENZENE	98688		<0.043		<0.043		<0.043		<0.043		<0.043		<0.043		<0.043	
UG/G-DRY	WW9															
M-XYLENE	98695		<0.053		<0.053		<0.053		<0.053		<0.053		<0.053		<0.053	
UG/G-DRY	WW9															
O-AND/OR P-XYLENE	98700		<0.086		<0.086		<0.086		<0.086		<0.086		<0.086		<0.086	
UG/G-DRY	WW9															
METHYLENE CHLORIDE	98689		<0.15		<0.15		<0.15		<0.15		<0.15		<0.15		<0.15	
UG/G-DRY	YY9															
1,1-DICHLOROETHENE	98789		<0.12		<0.12		<0.12		<0.12		<0.12		<0.12		<0.12	
UG/G-DRY	YY9															
1,1-DICHLOROETHANE	98683		<0.13		<0.13		<0.13		<0.13		<0.13		<0.13		<0.13	
UG/G-DRY	YY9															
TRANS-1,2-DICHLOROET	98687		<0.15		<0.15		<0.15		<0.15		<0.15		<0.15		<0.15	
HENE UG/G-DRY	YY9															
CHLOROFORM	98682		<0.10		<0.10		<0.10		<0.10		<0.10		<0.10		<0.10	
UG/G-DRY	YY9															
1,2-DICHLOROETHANE	98684		<0.08		<0.08		<0.08		<0.08		<0.08		<0.08		<0.08	
UG/G-DRY	YY9															
1,1,1-TRICHLORO-	98692		<0.12		<0.12		<0.12		<0.12		<0.12		<0.12		<0.12	
ETHANE UG/G-DRY	YY9															
CARBON TETRACHLORIDE	98680		<0.12		<0.12		<0.12		<0.12		<0.12		<0.12		<0.12	
UG/G-DRY	YY9															
TRICHLOROETHENE	98694		<0.09		<0.09		<0.09		<0.09		<0.09		<0.09		<0.09	
UG/G-DRY	YY9															
1,1,2-TRICHLORO-	98693		<0.12		<0.12		<0.12		<0.12		<0.12		<0.12		<0.12	
ETHANE UG/G-DRY	YY9															
TETRACHLOROETHENE	98690		<0.12		<0.12		<0.12		<0.12		<0.12		<0.12		<0.12	
UG/G-DRY	YY9															
CHLOROBENZENE	98681		<0.18		<0.18		<0.18		<0.18		<0.18		<0.18		<0.18	
UG/G-DRY	YY9															
MERCURY,SED	71921															
UG/G-DRY	V9															

PROJECT NUMBER 84936 0300 PROJECT NAME RMA TASK 1 PHASE II
FIELD GROUP 36-3-1 PROJECT MANAGER JJV
36-3-1RP LAB COORDINATOR JOE VONDRICK

PARAMETERS	UNITS	STORET # METHOD	SAMPLE ID/# 3430A 36-3-1 1	3430B 36-3-1 2	3431A 36-3-1 8	3431B 36-3-1 9	3432A 36-3-1 15	3432B 36-3-1 16	3433A 36-3-1 22	3433B 36-3-1 23	3434A 36-3-1 29	3434B 36-3-1 30	3435A 36-3-1 36	3435B 36-3-1 37	3436A 36-3-1 43	3436B 36-3-1 44	3437A 36-3-1 50
DATE			07/06/87	07/06/87	07/07/87	07/07/87	07/08/87	07/08/87	07/07/87	07/07/87	07/07/87	07/07/87	07/08/87	07/08/87	07/09/87	07/09/87	07/09/87
TIME			11:21	12:04	07:10	07:38	08:54	09:19	08:24	08:45	09:54	10:14	10:16	10:41	07:18	07:42	08:32
ALDRIN		98356															
	UG/G-DRY	Q9															
ATRAZINE		98655															
	UG/G-DRY	Q9															
CHLORDANE		98361															
	UG/G-DRY	Q9															
P-CLPHENYLMETHY-		98653															
SULFIDE	UG/G-DRY	Q9															
P-CLPHENYLMETHY-		98654															
SULFOXIDE	UG/G-DRY	Q9															
P-CLPHENYLMETHY-		98703															
SULFONE	UG/G-DRY	Q9															
DBCP(NEMAGON)		98652															
	UG/G-DRY	Q9															
DICYCLOPENTADIENE		98651															
	UG/G-DRY	Q9															
DDE,PP'		98363															
	UG/G-DRY	Q9															
DDT,PP'		98364															
	UG/G-DRY	Q9															
DIELDRIN		98365															
	UG/G-DRY	Q9															
DIMP		98645															
	UG/G-DRY	Q9															
1,4 DITHIANE		98650															
	UG/G-DRY	Q9															
DMMP		98657															
	UG/G-DRY	Q9															
ENDRIN		98369															
	UG/G-DRY.	Q9															
HEXACHLOROCYCLOPENT-		98647															
ADIENE	UG/G-DRY	Q9															
ISODRIN		98649															
	UG/G-DRY	Q9															
MALATHION		98648															
	UG/G-DRY	Q9															
1,4 OXATHIANE		98644															
	UG/G-DRY	Q9															
ETY'PARATHION		98658															
	UG/G-DRY	Q9															
SUPONA		98656															
	UG/G-DRY	Q9															
VAPONA		98646															
	UG/G-DRY	Q9															
DICYCLOPENTADIENE		98651															
	UG/G-DRY	W9															

PROJECT NUMBER 84936 0300 PROJECT NAME PMA TASK I PHASE II
FIELD GROUP 36-3-1 PROJECT MANAGER JJV
36-3-1RP LAB COORDINATOR JOE VONDRICK

PARAMETERS	UNITS	STORET # METHOD	SAMPLE ID/# 3430A 36-3-1 1	3430B 36-3-1 2	3431A 36-3-1 8	3431B 36-3-1 9	3432A 36-3-1 15	3432B 36-3-1 16	3433A 36-3-1 22	3433B 36-3-1 23	3434A 36-3-1 29	3434B 36-3-1 30	3435A 36-3-1 36	3435B 36-3-1 37	3436A 36-3-1 43	3436B 36-3-1 44	3437A 36-3-1 50
DATE			07/06/87	07/06/87	07/07/87	07/07/87	07/08/87	07/08/87	07/07/87	07/07/87	07/07/87	07/07/87	07/08/87	07/08/87	07/09/87	07/09/87	07/09/87
TIME			11:21	12:04	07:10	07:38	08:54	09:19	08:24	08:45	09:54	10:14	10:16	10:41	07:18	07:42	08:32
TRANS-1,2-DICHLOROET		98687															
HENE	UG/G-DRY	W9															
ETHYLBENZENE		98688															
	UG/G-DRY	W9															
METHYLENE CHLORIDE		98689															
	UG/G-DRY	W9															
TETRACHLOROETHENE		98690															
	UG/G-DRY	W9															
TOLUENE		98691															
	UG/G-DRY	W9															
1,1,1-TRICHLORO-		98692															
ETHANE	UG/G-DRY	W9															
1,1,2-TRICHLORO-		98693															
ETHANE	UG/G-DRY	W9															
TRICHLOROETHENE		98694															
	UG/G-DRY	W9															
M-XYLENE		98695															
	UG/G-DRY	W9															
MIBK		98696															
	UG/G-DRY	W9															
DMDS		98697															
	UG/G-DRY	W9															
BENZENE		98699															
	UG/G-DRY	W9															
O-AND/OR P-XYLENE		98700															
	UG/G-DRY	W9															
CARBON TETRACHLORIDE		98680															
	UG/G-DRY	W9															
CHLOROBENZENE		98681															
	UG/G-DRY	W9															
CHLOROFORM		98682															
	UG/G-DRY	W9															
1,1-DICHLOROETHANE		98683															
	UG/G-DRY	W9															
1,2-DICHLOROETHANE		98684															
	UG/G-DRY	W9															
BICYCLOHEPTADIENE		98686															
	UG/G-DRY	W9															
DBCP(NEMAGON)		98652															
	UG/G-DRY	W9															
THIODIGLYCOL		99798															
	UG/G	MM9															
CHLOROACETIC ACID		97285															
	UG/G	MM9															
IMPA		97382															
	UG/G	AAA9															

PROJECT NUMBER 84936 0300 PROJECT NAME FMA TASK 1 PHASE 1
FIELD GROUP 36-3-1 PROJECT MANAGER JJV
36-3-1FP LAB COORDINATOR JOE VONDRICK

SAMPLE ID #

PARAMETERS	STORET #	3430A	3430B	3431A	3431B	3432A	3432B	3433A	3433B	3434A	3434B	3435A	3435B	3436A	3436B	3437A
		36-3-1	36-3-1	36-3-1	36-3-1	36-3-1	36-3-1	36-3-1	36-3-1	36-3-1	36-3-1	36-3-1	36-3-1	36-3-1	36-3-1	36-3-1
UNITS	METHOD	1	2	8	9	15	16	22	23	29	30	36	37	43	44	50
DATE		07/06/87	07/06/87	07/07/87	07/07/87	07/08/87	07/08/87	07/07/87	07/07/87	07/07/87	07/07/87	07/08/87	07/08/87	07/09/87	07/09/87	07/09/87
TIME		11:21	12:04	07:10	07:38	08:54	09:19	08:24	08:45	09:54	10:14	10:16	10:41	07:18	07:42	08:32
FLUOROACETIC ACID	97381															
UG/G	AAA9															
MPA	97383															
UG/G	AAA9															
UNK007	90007															
UG/G	W9															
UNK034	90034															
UG/G	W9															
UNK039	90039															
UG/G	W9															
UNK047	90047															
UG/G	W9															
UNK058	90058															
UG/G	W9															
UNK075	90075															
UG/G	W9															
UNK086	90086															
UG/G	W9															
UNK095	90095															
UG/G	W9															
UNK102	90102															
UG/G	W9															
UNK108	90108															
UG/G	W9															
UNK111	90111															
UG/G	W9															
UNK112	90112															
UG/G	W9															
UNK114	90114															
UG/G	W9															
UNK116	90116															
UG/G	W9															
UNK121	90121															
UG/G	W9															
UNK124	90124															
UG/G	W9															
UNK141	90141															
UG/G	W9															
UNK143	90143															
UG/G	W9															
UNK144	90144															
UG/G	W9															
UNK146	90146															
UG/G	W9															
UNK147	90147															
UG/G	W9															

PROJECT NUMBER 84936 0300 PROJECT NAME RMA TASK I PHASE I
FIELD GROUP 36-3-1 PROJECT MANAGER JJV
36-3-1PP LAB COORDINATOR JOE VONDRICK

PARAMETERS	UNITS	STORET # METHOD	SAMPLE ID/# 3430A 36-3-1 1	3430B 36-3-1 2	3431A 36-3-1 8	3431B 36-3-1 9	3432A 36-3-1 15	3432B 36-3-1 16	3433A 36-3-1 22	3433B 36-3-1 23	3434A 36-3-1 29	3434B 36-3-1 30	3435A 36-3-1 36	3435B 36-3-1 37	3436A 36-3-1 43	3436B 36-3-1 44	3437A 36-3-1 50
DATE			07/06/87	07/06/87	07/07/87	07/07/87	07/08/87	07/08/87	07/07/87	07/07/87	07/07/87	07/07/87	07/08/87	07/08/87	07/09/87	07/09/87	07/09/87
TIME			11:21	12:04	07:10	07:38	08:54	09:19	08:24	08:45	09:54	10:14	10:16	10:41	07:18	07:42	08:32
UNK153		90153															
	UG/G	W9															
UNK156		90156															
	UG/G	W9															
UNK157		90157															
	UG/G	W9															
UNK158		90158															
	UG/G	W9															
UNK159		90159															
	UG/G	W9															
UNK162		90162															
	UG/G	W9															
UNK163		90163															
	UG/G	W9															
UNK175		90175															
	UG/G	W9															
UNK178		90178															
	UG/G	W9															
UNK179		90179															
	UG/G	W9															
UNK190		90190															
	UG/G	W9															
UNK193		90193															
	UG/G	W9															
UNK514		90514															
	UG/G	Q9															
UNK519		90519															
	UG/G	Q9															
UNK525		90525															
	UG/G	Q9															
UNK526		90526															
	UG/G	Q9															
UNK529		90529															
	UG/G	Q9															
UNK543		90543															
	UG/G	Q9															
UNK545		90545															
	UG/G	Q9															
UNK544		90544															
	UG/G	Q9															
UNK548		90548															
	UG/G	Q9															
UNK549		90549															
	UG/G	Q9															
UNK551		90551															
	UG/G	Q9															

PROJECT NUMBER 84936 00 PROJECT NAME RMA TASK 1 PHASE II
FIELD GROUP 36-3-1 PROJECT MANAGER JJV
36-3-1RP LAB COORDINATOR JOE VONDRICK

PARAMETERS	UNITS	STORET # METHOD	SAMPLE ID # 3430A 36-3-1 1	3430B 36-3-1 2	3431A 36-3-1 8	3431B 36-3-1 9	3432A 36-3-1 15	3432B 36-3-1 16	3433A 36-3-1 22	3433B 36-3-1 23	3434A 36-3-1 29	3434B 36-3-1 30	3435A 36-3-1 36	3435B 36-3-1 37	3436A 36-3-1 43	3436B 36-3-1 44	3437A 36-3-1 50
DATE			07/06/87	07/06/87	07/07/87	07/07/87	07/08/87	07/08/87	07/07/87	07/07/87	07/07/87	07/07/87	07/08/87	07/08/87	07/09/87	07/09/87	07/09/87
TIME			11:21	12:04	07:10	07:38	08:54	09:19	08:24	08:45	09:54	10:14	10:16	10:41	07:18	07:42	08:32
UNK552		90552															
	UG/G	Q9															
UNK558		90558															
	UG/G	Q9															
UNK559		90559															
	UG/G	Q9															
UNK561		90561															
	UG/G	Q9															
UNK562		90562															
	UG/G	Q9															
UNK563		90563															
	UG/G	Q9															
UNK565		90565															
	UG/G	Q9															
UNK567		90567															
	UG/G	Q9															
UNK569		90569															
	UG/G	Q9															
UNK570		90570															
	UG/G	Q9															
UNK572		90572															
	UG/G	Q9															
UNK574		90574															
	UG/G	Q9															
UNK575		90575															
	UG/G	Q9															
UNK576		90576															
	UG/G	Q9															
UNK578		90578															
	UG/G	Q9															
UNK579		90579															
	UG/G	Q9															
UNK581		90581															
	UG/G	Q9															
UNK583		90583															
	UG/G	Q9															
UNK584		90584															
	UG/G	Q9															
UNK586		90586															
	UG/G	Q9															
UNK587		90587															
	UG/G	Q9															
UNK588		90588															
	UG/G	Q9															
UNK591		90591															
	UG/G	Q9															

PROJECT NUMBER 84936.0300 PROJECT NAME FMA TASK I PHASE II
FIELD GROUP 36-3-1 PROJECT MANAGER JJK
36-3-1RP LAB COORDINATOR JOE VONDRICK

PARAMETERS	UNITS	STORET # METHOD	3430A 36-3-1 1	3430B 36-3-1 2	3431A 36-3-1 8	3431B 36-3-1 9	3432A 36-3-1 15	3432B 36-3-1 16	3433A 36-3-1 22	3433B 36-3-1 23	3434A 36-3-1 29	3434B 36-3-1 30	3435A 36-3-1 34	3435B 36-3-1 37	3436A 36-3-1 43	3436B 36-3-1 44	3437A 36-3-1 50
DATE			07/06/87	07/06/87	07/07/87	07/07/87	07/08/87	07/08/87	07/07/87	07/07/87	07/07/87	07/07/87	07/06/87	07/06/87	07/09/87	07/09/87	07/09/87
TIME			11:21	12:04	07:10	07:36	08:54	09:19	08:24	08:45	09:54	10:14	10:19	10:41	07:18	07:42	08:32
UNK592		90592															
	UG/G	Q9															
UNK594		90594															
	UG/G	Q9															
UNK595		90595															
	UG/G	Q9															
UNK596		90596															
	UG/G	Q9															
UNK597		90597															
	UG/G	Q9															
UNK598		90598															
	UG/G	Q9															
UNK601		90601															
	UG/G	Q9															
UNK603		90603															
	UG/G	Q9															
UNK605		90605															
	UG/G	Q9															
UNK607		90607															
	UG/G	Q9															
UNK608		90608															
	UG/G	Q9															
UNK609		90609															
	UG/G	Q9															
UNK611		90611															
	UG/G	Q9															
UNK612		90612															
	UG/G	Q9															
UNK613		90613															
	UG/G	Q9															
UNK614		90614															
	UG/G	Q9															
UNK615		90615															
	UG/G	Q9															
UNK616		90616															
	UG/G	Q9															
UNK617		90617															
	UG/G	Q9															
UNK618		90618															
	UG/G	Q9															
UNK619		90619															
	UG/G	Q9															
UNK621		90621															
	UG/G	Q9															
UNK622		90622															
	UG/G	Q9															

PROJECT NUMBER 64936 0300 PROJECT NAME EMA TASK I PHASE II
FIELD GROUP 36-3-1 PROJECT MANAGER JJV
36-3-1RP LAB COORDINATOR JOE CONDELLO

PARAMETERS	UNITS	STORET # METHOD	SAMPLE ID. # 3430A 36-3-1 1	3430B 36-3-1 2	3431A 36-3-1 8	3431B 36-3-1 9	3432A 36-3-1 15	3432B 36-3-1 16	3433A 36-3-1 22	3433B 36-3-1 23	3434A 36-3-1 29	3434B 36-3-1 30	3435A 36-3-1 36	3435B 36-3-1 37	3436A 36-3-1 43	3436B 36-3-1 44	3437A 36-3-1 50
DATE			07/06/87	07/06/87	07/07/87	07/07/87	07/08/87	07/08/87	07/07/87	07/07/87	07/07/87	07/07/87	07/08/87	07/08/87	07/09/87	07/09/87	07/09/87
TIME			11:21	12:04	07:10	07:38	08:54	09:19	08:24	08:45	09:54	10:14	10:36	10:41	07:16	07:42	08:32
UNK623		90623															
	UG/G	Q9															
UNK624		90624															
	UG/G	Q9															
UNK625		90625															
	UG/G	Q9															
UNK626		90626															
	UG/G	Q9															
UNK627		90627															
	UG/G	Q9															
UNK628		90628															
	UG/G	Q9															
UNK629		90629															
	UG/G	Q9															
UNK630		90630															
	UG/G	Q9															
UNK631		90631															
	UG/G	Q9															
UNK632		90632															
	UG/G	Q9															
UNK633		90633															
	UG/G	Q9															
UNK634		90634															
	UG/G	Q9															
UNK635		90635															
	UG/G	Q9															
UNK636		90636															
	UG/G	Q9															
UNK638		90638															
	UG/G	Q9															
UNK639		90639															
	UG/G	Q9															
UNK641		90641															
	UG/G	Q9															
UNK642		90642															
	UG/G	Q9															
UNK643		90643															
	UG/G	Q9															
UNK644		90644															
	UG/G	Q9															
UNK646		90646															
	UG/G	Q9															
UNK648		90648															
	UG/G	Q9															
UNK649		90649															
	UG/G	Q9															

PROJECT NUMBER 64936.0300 PROJECT NAME FMA TASK I PHASE II
FIELD GROUP 36-3-1 PROJECT MANAGER JJV
36-3-1RP LAB COORDINATOR JOE VONDRICK

PARAMETERS	UNITS	STORET # / METHOD	SAMPLE ID # 3430A 36-3-1 1	3430B 36-3-1 2	3431A 36-3-1 8	3431B 36-3-1 9	3432A 36-3-1 15	3432B 36-3-1 16	3433A 36-3-1 22	3433B 36-3-1 23	3434A 36-3-1 29	3434B 36-3-1 30	3435A 36-3-1 36	3435B 36-3-1 37	3436A 36-3-1 43	3436B 36-3-1 44	3437A 36-3-1 50
DATE			07/06/87	07/06/87	07/07/87	07/07/87	07/08/87	07/08/87	07/07/87	07/07/87	07/07/87	07/07/87	07/08/87	07/08/87	07/09/87	07/09/87	07/09/87
TIME			11:21	12:04	07:10	07:38	08:54	09:19	08:24	08:45	09:54	10:14	10:16	10:41	07:18	07:42	08:32
UNK651		90651															
	UG/G	Q9															
UNK668		90668															
	UG/G	Q9															

PROJECT NUMBER 84936.0300 PROJECT NAME RMA TASK 1 PHASE II
FIELD GROUP 36-3-1 PROJECT MANAGER JJN
36-3-1RP LAB COORDINATOR JOE VONDRICK

PARAMETERS	STORET #	3437B	3438A	3438B	3439A	3439B	3440A	3440B	3441A	3441B	3442A	3442B	3442A	3443A	3443B	3443A
		SAMPLE ID #														
UNITS	METHOD	36-3-1 51	36-3-1 57	36-3-1 58	36-3-1 64	36-3-1 65	36-3-1 71	36-3-1 72	36-3-1 78	36-3-1 79	36-3-1 85	36-3-1 86	36-3-1 89	36-3-1 92	36-3-1 93	36-3-1 96
DATE		07/09/87	07/09/87	07/09/87	07/14/87	07/14/87	07/14/87	07/14/87	07/14/87	07/14/87	07/15/87	07/15/87	07/15/87	07/21/87	07/21/87	07/21/87
TIME		08:54	09:53	10:20	07:13	07:27	08:17	08:42	09:53	10:10	07:34	07:56	08:13	06:38	06:53	07:17
SAMPLE TYPE	71999 0	SO	SO	SO	SO	SO	SO	SO	SO	SO	SO	SO	SO	SO	SO	SO
SITE TYPE 1	99759 0	BORE	BORE	BORE	BORE	BORE	BORE	BORE	BORE	BORE	BORE	BORE	BORE	BORE	BORE	BORE
SAMPLE DEPTH FT	99756A 0	4.00	0.0	4.00	0.0	1.02	0.0	4.00	0.0	4.00	0.0	4.00	4.99	0.0	4.00	4.99
SAMPLING TECHNIQUE	72005 0	S	S	S	S	S	S	S	S	S	S	S	S	S	S	S
INSTALLATION CODE	99720 0	RA	RA	RA	RA	RA	RA	RA	RA	RA	RA	RA	RA	RA	RA	RA
MOISTURE %WET WT	70320 1	16.3	12.5	22.9	9.2	20.3	5.0	17.6	6.5	7.1	7.0	13.1	19.4	3.8	16.9	18.6
HEXACHLOROCYCLOPENTADIENE UG/G-DRY	98647 SS9A	<0.003	<0.003	<0.003	<0.003	<0.003	0.004	<0.003	0.011	<0.003	<0.003	<0.003	<0.003	<0.516	<0.003	<0.003
ALDRIN,SED UG/G- DRY	98356 SS9A	<0.002	0.052	<0.002	0.042	<0.002	0.847	<0.002	0.336	<0.002	<0.162	<0.002	<0.002	1.49	<0.002	<0.002
ISODRIN UG/G-DRY	98649 SS9A	<0.001	<0.001	<0.001	<0.001	<0.001	0.042	<0.001	0.019	<0.001	0.005	<0.001	<0.001	<0.222	<0.001	<0.001
DDE,PP' UG/G-DRY	98363 SS9A	<0.001	<0.001	<0.001	<0.001	<0.001	0.004	<0.001	0.014	<0.001	0.004	<0.001	<0.001	<0.200	<0.001	<0.001
DIELDRIN UG/G-DRY	98365 SS9A	<0.001	0.165	<0.001	1.17	<0.001	14.6	<0.001	4.37	0.107	1.16	0.067	0.070	<0.484	<0.001	0.012
ENDRIN UG/G-DRY.	98369 SS9A	<0.001	0.004	<0.001	0.023	<0.001	0.376	<0.001	0.364	0.258	<0.100	<0.001	<0.001	1.01	<0.001	<0.001
DDT,PP' UG/G-DRY	98364 SS9A	<0.002	<0.002	<0.002	<0.002	<0.002	0.030	<0.002	0.033	<0.002	0.009	<0.002	<0.002	<0.466	<0.002	<0.002
CHLORDANE,SED UG/G- DRY	98361 SS9A	<0.111	<0.111	<0.111	<0.111	<0.111	<22.2	<0.111	<0.111	<0.111	<11.1	<0.111	<0.111	<22.2	<0.111	<0.111
DIMP UG/G-DRY	98645 TT9	0.495	<0.114	<0.114	<0.114	<0.114	<0.114	<0.114	<0.114	<0.114	<0.114	<0.114	<0.114	<0.114	<0.114	<0.114
DMMP UG/G-DRY	98657 TT9	<0.133	<0.133	<0.133	<0.133	<0.133	<0.133	<0.133	<0.133	<0.133	<0.133	<0.133	<0.133	<0.133	<0.133	<0.133
DMDS UG/G-DRY	98697 UU9	<0.692	<0.692	<0.692	<0.692	<0.692	<0.692	<0.692	<0.692	<0.692	<0.692	<0.692	<0.692	<0.692	<0.692	<0.692
1,4 OXATHIANE UG/G-DRY	98644 UU9	<0.856	<0.856	<0.856	<0.856	<0.856	<0.856	<0.856	<0.856	<0.856	<0.856	<0.856	<0.856	<0.856	<0.856	<0.856
1,4 DITHIANE UG/G- DRY	98650 UU9	<0.571	<0.571	<0.571	<0.571	<0.571	<0.571	<0.571	<0.571	<0.571	<0.571	<0.571	<0.571	<0.571	<0.571	<0.571
P-CLPHENYLMETHYSULFIDE UG/G-DRY	98653 UU9	<1.08	<1.08	<1.08	<1.08	<1.08	<1.08	<1.08	<1.08	<1.08	<1.08	<1.08	<1.08	<1.08	<1.08	<1.08
BENZOTHIAZOLE UG/G	97302 UU9	<1.08	<1.08	<1.08	<1.08	<1.08	<1.08	<1.08	<1.08	<1.08	<1.08	<1.08	<1.08	<1.08	<1.08	<1.08
P-CLPHENYLMETHYSULFOXIDE UG/G-DRY	98654 UU9	<2.25	<2.25	<2.25	<2.25	<2.25	<2.25	<2.25	<2.25	<2.25	<2.25	<2.25	<2.25	<2.25	<2.25	<2.25
P-CLPHENYLMETHYSULFONE UG/G-DRY	98703 UU9	<2.37	<2.37	<2.37	<2.37	<2.37	<2.37	<2.37	<2.37	<2.37	<2.37	<2.37	<2.37	<2.37	<2.37	<2.37

PROJECT NUMBER 84936.0300 PROJECT NAME EMA TASK 1 PHASE II
FIELD GROUP 36-3-1 PROJECT MANAGER JJR
36-3-1RP LAB COORDINATOR JOE VONDRICH

PARAMETERS	STORET #	SAMPLE ID # 3437B	3438A	3438B	3439A	3439B	3440A	3440E	3441A	3441B	3442A	3442B	3442I	3443A	3443E	3443I
UNITS	METHOD	36-3-1	36-3-1	36-3-1	36-3-1	36-3-1	36-3-1	36-3-1	36-3-1	36-3-1	36-3-1	36-3-1	36-3-1	36-3-1	36-3-1	36-3-1
		51	57	58	64	65	71	72	78	79	85	86	89	92	93	96
DATE		07/09/87	07/09/87	07/09/87	07/14/87	07/14/87	07/14/87	07/14/87	07/14/87	07/14/87	07/15/87	07/15/87	07/15/87	07/21/87	07/21/87	07/21/87
TIME		08:54	09:53	10:20	07:13	07:27	08:17	08:42	09:53	10:10	07:33	07:56	08:13	06:39	06:53	07:17
DBCP(NEMAGON)	98652	<0.005	<0.005	<0.005	<0.005	<0.005	<0.005	<0.005	<0.005	<0.005	<0.005	<0.005	<0.005	<0.005	<0.005	0.256
UG/G-DRY	U9															
BICYCLOHEPTADIENE	98686	<5.08	<5.08	<5.08	<5.08	<5.08	<5.08	<5.08	<5.08	<5.08	<5.08	<5.08	<5.08	<5.08	<5.08	<5.08
UG/G-DRY	ZZ9															
METHYLISOBUTYLKETONE	98696	<5.24	<5.24	<5.24	<5.24	<5.24	<5.24	<5.24	<5.24	<5.24	<5.24	<5.24	<5.24	<5.24	<5.24	<5.24
UG/G-DRY	ZZ9															
DICYCLOPENTADIENE	98651	<5.12	<5.12	<5.12	<5.12	<5.12	<5.12	<5.12	<5.12	<5.12	<5.12	<5.12	<5.12	<5.12	<5.12	<5.12
UG/G-DRY	ZZ9															
MERCURY	71921		<0.070		<0.070		<0.070		0.170		<0.070			0.295		
UG/G- DRY	E9															
BENZENE	98699	<0.081		<0.081		<0.081		<0.081		<0.081		<0.081	<0.081		<0.081	<0.081
UG/G-DRY	WW9															
TOLUENE	98691	<0.096		<0.096		<0.096		<0.096		<0.096		<0.096	<0.096		<0.096	<0.096
UG/G-DRY	WW9															
ETHYLBENZENE	98688	<0.043		<0.043		<0.043		<0.043		<0.043		<0.043	<0.043		<0.043	<0.043
UG/G-DRY	WW9															
M-XYLENE	98695	<0.053		<0.053		<0.053		<0.053		<0.053		<0.053	<0.053		<0.053	<0.053
UG/G-DRY	WW9															
O-AND/OR P-XYLENE	98700	<0.086		<0.086		<0.086		<0.086		<0.086		<0.086	<0.086		<0.086	<0.086
UG/G-DRY	WW9															
METHYLENE CHLORIDE	98689	<0.15		<0.15		<0.15		<0.15		<0.15		<0.15	0.18		<0.15	0.36
UG/G-DRY	YY9															
1,1-DICHLOROETHENE	98789	<0.12		<0.12		<0.12		<0.12		<0.12		<0.12	<0.12		<0.12	<0.12
UG/G-DRY	YY9															
1,1-DICHLOROETHANE	98683	<0.13		<0.13		<0.13		<0.13		<0.13		<0.13	<0.13		<0.13	<0.13
UG/G-DRY	YY9															
TRANS-1,2-DICHLOROETHENE UG/G-DRY	98687	<0.15		<0.15		<0.15		<0.15		<0.15		<0.15	<0.15		<0.15	<0.15
	YY9															
CHLOROFORM	98682	<0.10		<0.10		<0.10		<0.10		<0.10		<0.10	<0.10		<0.10	0.16
UG/G-DRY	YY9															
1,2-DICHLOROETHANE	98684	<0.08		<0.08		<0.08		<0.08		<0.08		<0.08	<0.08		<0.08	<0.08
UG/G-DRY	YY9															
1,1,1-TRICHLOROETHANE UG/G-DRY	98692	<0.12		<0.12		<0.12		<0.12		<0.12		<0.12	<0.12		<0.12	<0.12
	YY9															
CARBON TETRACHLORIDE	98680	<0.12		<0.12		<0.12		<0.12		<0.12		<0.12	<0.12		<0.12	<0.12
UG/G-DRY	YY9															
TRICHLOROETHENE	98694	<0.09		<0.09		<0.09		<0.09		<0.09		<0.09	<0.09		<0.09	<0.09
UG/G-DRY	YY9															
1,1,2-TRICHLOROETHANE UG/G-DRY	98693	<0.12		<0.12		<0.12		<0.12		<0.12		<0.12	<0.12		<0.12	<0.12
	YY9															
TETRACHLOROETHENE	98690	<0.12		<0.12		<0.12		<0.12		<0.12		<0.12	<0.12		<0.12	0.25
UG/G-DRY	YY9															
CHLOROBENZENE	98681	<0.18		<0.18		<0.18		<0.18		<0.18		<0.18	<0.18		<0.18	<0.18
UG/G-DRY	YY9															
MERCURY,SED	71921															
UG/G-DRY	V9															

PROJECT NUMBER 64936 0300 PROJECT NAME PMA TASK I PHASE II
FIELD GROUP 36-3-I PROJECT MANAGER JJ.
36-3-IRP LAB COORDINATOR JOE VONDRICK

PARAMETERS	UNITS	STORET # METHOD	SAMPLE ID # 3437B 36-3-I 51	3438A 36-3-I 57	3438B 36-3-I 58	3439A 36-3-I 64	3439B 36-3-I 65	3440A 36-3-I 71	3440B 36-3-I 72	3441A 36-3-I 78	3441B 36-3-I 79	3442A 36-3-I 85	3442B 36-3-I 9[illegible]	3442C 36-3-I 89	3443A 36-3-I 90	3443B 36-3-I 93	3443C 36-3-I 96
DATE			07/09/87	07/09/87	07/09/87	07/14/87	07/14/87	07/14/87	07/14/87	07/14/87	07/14/87	07/14/87	07/15/87	07/15/87	07/15/87	07/21/87	07/21/87	07/21/87
TIME			08:54	09:53	10:20	07:13	07:27	08:17	08:42	09:53	10:10	07:33	07:56	08:13	08:38	06:53	07:17
ALDRIN		98356											0.94	<0.94			
	UG/G-DRY	Q9															
ATRAZINE		98655											<0.73	<0.73			
	UG/G-DRY	Q9															
CHLORDANE		98361											< .5	<1.5			
	UG/G-DRY	Q9															
P-CLPHENYLMETHY-		98653											<0.25	<0.25			
SULFIDE	UG/G-DRY	Q9															
P-CLPHENYLMETHY-		98654											<0.35	<0.35			
SULFOXIDE	UG/G-DRY	Q9															
P-CLPHENYLMETHY-		98703											<0.29	<0.29			
SULFONE	UG/G-DRY	Q9															
DBCP(NEMAGON)		98652											<0.33	<0.33			
	UG/G-DRY	Q9															
DICYCLOPENTADIENE		98651											<0.26	<0.26			
	UG/G-DRY	Q9															
DDE,PP'		98363											<0.29	<0.29			
	UG/G-DRY	Q9															
DDT,PP'		98364											<0.37	<0.37			
	UG/G-DRY	Q9															
DIELDRIN		98365											<0.25	<0.25			
	UG/G-DRY	Q9															
DIMP		98645											<0.50	<0.50			
	UG/G-DRY	Q9															
1,4 DITHIANE		98650											<0.25	<0.25			
	UG/G-DRY	Q9															
DMMP		98657											<1.5	<1.5			
	UG/G-DRY	Q9															
ENDRIN		98369											<0.70	<0.70			
	UG/G-DRY.	Q9															
HEXACHLOROCYCLOPENT-		98647											<1.1	<1.1			
ADIENE	UG/G-DRY	Q9															
ISODRIN		98649											<0.33	<0.33			
	UG/G-DRY	Q9															
MALATHION		98648											<0.59	<0.59			
	UG/G-DRY	Q9															
1,4 OXATHIANE		98644											<0.26	<0.26			
	UG/G-DRY	Q9															
ETY'PARATHION		98658											<0.63	<0.63			
	UG/G-DRY	Q9															
SUPONA		98656											<0.49	<0.49			
	UG/G-DRY	Q9															
VAPONA		98646											<0.25	<0.25			
	UG/G-DRY	Q9															
DICYCLOPENTADIENE		98651												<0.30			
	UG/G-DRY	W9															

PROJECT NUMBER 64936.0300 PROJECT NAME RMA TASK 1 PHASE II
FIELD GROUP 36-3-1 PROJECT MANAGER JJV
36-3-1RP LAB COORDINATOR JOE VONDRICK

PARAMETERS	STORET #	SAMPLE ID #													
		3437B	3438A	3438B	3439A	3439B	3440A	3440B	3441A	3441B	3442A	3442B	3442D	3443A	3443B	3443D
UNITS	METHOD	36-3-1	36-3-1	36-3-1	36-3-1	36-3-1	36-3-1	36-3-1	36-3-1	36-3-1	36-3-1	36-3-1	36-3-1	36-3-1	36-3-1	36-3-1
		51	57	58	64	65	71	72	78	79	85	86	89	92	93	96
DATE		07/09/87	07/09/87	07/09/87	07/14/87	07/14/87	07/14/87	07/14/87	07/14/87	07/14/87	07/15/87	07/15/87	07/15/87	07/21/87	07/21/87	07/21/87
TIME		08:54	09:55	10:20	07:13	07:27	08:17	08:42	09:53	10:10	07:33	07:56	08:19	06:38	06:52	07:17
TRANS-1,2-DICHLOROETHENE	98687												<0.30			
UG/G-DRY	W9															
ETHYLBENZENE	98688												<0.30			
UG/G-DRY	W9															
METHYLENE CHLORIDE	98689												<0.30			
UG/G-DRY	W9															
TETRACHLOROETHENE	98690												<0.30			
UG/G-DRY	W9															
TOLUENE	98691												<0.30			
UG/G-DRY	W9															
1,1,1-TRICHLORO-	98692												<0.30			
ETHANE UG/G-DRY	W9															
1,1,2-TRICHLORO-	98693												<0.30			
ETHANE UG/G-DRY	W9															
TRICHLOROETHENE	98694												<0.30			
UG/G-DRY	W9															
M-XYLENE	98695												<0.30			
UG/G-DRY	W9															
MIBK	98696												<0.50			
UG/G-DRY	W9															
DMDS	98697												<0.30			
UG/G-DRY	W9															
BENZENE	98699												<0.30			
UG/G-DRY	W9															
O-AND/OR P-XYLENE	98700												<0.50			
UG/G-DRY	W9															
CARBON TETRACHLORIDE	98680												<0.30			
UG/G-DRY	W9															
CHLOROBENZENE	*98681*												<0.30			
UG/G-DRY	W9															
CHLOROFORM	98682												<0.30			
UG/G-DRY	W9															
1,1-DICHLOROETHANE	98683												<0.30			
UG/G-DRY	W9															
1,2-DICHLOROETHANE	98684												<0.30			
UG/G-DRY	W9															
BICYCLOHEPTADIENE	98686												<0.30			
UG/G-DRY	W9															
DBCP(NEMAGON)	98652												<0.30			
UG/G-DRY	W9															
THIODIGLYCOL	99796													<2.55	<2.55	<2.55
UG/G	MM9															
CHLOROACETIC ACID	97285													<18.0	<18.0	<18.0
UG/G	MM9															
IMPA	97382													<2.10	<2.10	<2.10
UG/G	AAA9															

PROJECT NUMBER 84936 0300 PROJECT NAME EPA TASK I PHASE I
FIELD GROUP 36-3-1 PROJECT MANAGER JJJ
36-3-1PP LAB COORDINATOR JOE VONDRICK

PARAMETERS	STORET #	SAMPLE ID/# 3437B	3436A	3438B	3439A	3439B	3440A	3440B	3441A	3441B	3442A	3442B	3442?	3443A	3443B	3443?
UNITS	METHOD	36-3-1	36-3-1	36-3-1	36-3-1	36-3-1	36-3-1	36-3-1	36-3-1	36-3-1	36-3-1	36-3-1	36-3-1	36-3-1	36-3-1	36-3-1
		51	57	58	64	65	71	72	78	79	85	86	89	92	93	96
DATE		07/09/87	07/09/87	07/09/87	07/14/87	07/14/87	07/14/87	07/14/87	07/14/87	07/14/87	07/15/87	07/15/87	07/15/87	07/21/87	07/21/87	07/21/87
TIME		08:54	09:53	10:20	07:13	07:27	08:17	08:42	09:53	10:10	07:33	07:56	08:13	06:38	06:53	07:17
FLUOROACETIC ACID	97381															
UG/G	AAA9													NA	NA	NA
MPA	97383															
UG/G	AAA9													<2.00	2.92	6.13
UNK007	90007															
UG/G	W9															
UNK034	90034															
UG/G	W9															
UNK039	90039															
UG/G	W9															
UNK047	90047															
UG/G	W9															
UNK058	90058															
UG/G	W9															
UNK075	90075															
UG/G	W9															
UNK086	90086															
UG/G	W9															
UNK095	90095															
UG/G	W9															
UNK102	90102															
UG/G	W9															
UNK108	90108															
UG/G	W9															
UNK111	90111															
UG/G	W9															
UNK112	90112															
UG/G	W9															
UNK114	90114															
UG/G	W9															
UNK116	90116															
UG/G	W9															
UNK121	90121															
UG/G	W9															
UNK124	90124															
UG/G	W9															
UNK141	90141															
UG/G	W9															
UNK143	90143															
UG/G	W9															
UNK144	90144															
UG/G	W9															
UNK146	90146															
UG/G	W9															
UNK147	90147															
UG/G	W9															

PROJECT NUMBER 84936.0300 PROJECT NAME RMA TASK I PHASE II
FIELD GROUP 36-3-1 PROJECT MANAGER JJV
36-3-1RP LAB COORDINATOR JOE VONDRICK

PARAMETERS	UNITS	STORET # METHOD	SAMPLE ID # 3437B 36-3-1 51	3438A 36-3-1 57	3438B 36-3-1 58	3439A 36-3-1 64	3439B 36-3-1 65	3440A 36-3-1 71	3440B 36-3-1 72	3441A 36-3-1 78	3441B 36-3-1 79	3442A 36-3-1 85	3442B 36-3-1 86	3442* 36-3-1 89	3443A 36-3-1 92	3443B 36-3-1 93	3443* 36-3-1 96
DATE			07/09/87	07/09/87	07/09/87	07/14/87	07/14/87	07/14/87	07/14/87	07/14/87	07/14/87	07/15/87	07/15/87	07/15/87	07/21/87	07/21/87	07/21/87
TIME			08:54	09:53	10:20	07:13	07:27	08:17	08:42	09:53	10:10	07:33	07:56	08:13	06:38	06:53	07:17
UNK153		90152															
	UG/G	W9															
UNK156		90156															
	UG/G	W9															
UNK157		90157															
	UG/G	W9															
UNK158		90158															
	UG/G	W9															
UNK159		90159															
	UG/G	W9															
UNK162		90162															
	UG/G	W9															
UNK163		90163															
	UG/G	W9															
UNK175		90175															
	UG/G	W9															
UNK178		90178															
	UG/G	W9															
UNK179		90179															
	UG/G	W9															
UNK190		90190															
	UG/G	W9															
UNK193		90193															
	UG/G	W9															
UNK514		90514															
	UG/G	Q9															
UNK519		90519															
	UG/G	Q9															
UNK525		90525															
	UG/G	Q9															
UNK526		90526															
	UG/G	Q9															
UNK529		90529															
	UG/G	Q9															
UNK543		90543															
	UG/G	Q9															
UNK545		90545															
	UG/G	Q9															
UNK544		90544															
	UG/G	Q9															
UNK548		90548															
	UG/G	Q9															
UNK549		90549															
	UG/G	Q9															
UNK551		90551															
	UG/G	Q9															

PROJECT NUMBER 84936 0300 PROJECT NAME RMA TASK 1 PHASE II
FIELD GROUP 36-3-1 PROJECT MANAGER JJV
36-3-1FP LAB COORDINATOR JOE VONDRICK

PARAMETERS	UNITS	STORET # METHOD	SAMPLE ID # 3437B 36-3-1 51	3438A 36-3-1 57	3438B 36-3-1 58	3439A 36-3-1 64	3439B 36-3-1 65	3440A 36-3-1 71	3440B 36-3-1 72	3441A 36-3-1 76	3441B 36-3-1 79	3442A 36-3-1 85	3442B 36-3-1 86	3442> 36-3-1 89	3443A 36-3-1 92	3443B 36-3-1 93	3443> 36-3-1 96
DATE			07/09/87	07/09/87	07/09/87	07/14/87	07/14/87	07/14/87	07/14/87	07/14/87	07/14/87	07/15/87	07/15/87	07/15/87	07/21/87	07/21/87	07/21/87
TIME			08:54	09:53	10:20	07:13	07:27	08:17	08:42	09:53	10:10	07:33	07:56	08:13	06:38	06:53	07:17
UNK552		90552															
	UG/G	Q9															
UNK558		90558															
	UG/G	Q9															
UNK559		90559															
	UG/G	Q9															
UNK561		90561															
	UG/G	Q9															
UNK562		90562															
	UG/G	Q9															
UNK563		90563															
	UG/G	Q9															
UNK565		90565															
	UG/G	Q9															
UNK567		90567															
	UG/G	Q9															
UNK569		90569															
	UG/G	Q9															
UNK570		90570															
	UG/G	Q9															
UNK572		90572															
	UG/G	Q9															
UNK574		90574															
	UG/G	Q9															
UNK575		90575															
	UG/G	Q9															
UNK576		90576															
	UG/G	Q9															
UNK578		90578															
	UG/G	Q9															
UNK579		90579															
	UG/G	Q9															
UNK581		90581															
	UG/G	Q9															
UNK583		90583															
	UG/G	Q9															
UNK584		90584															
	UG/G	Q9															
UNK586		90586															
	UG/G	Q9															
UNK587		90587															
	UG/G	Q9															
UNK588		90588															
	UG/G	Q9															
UNK591		90591															
	UG/G	Q9															

PROJECT NUMBER 84936.0300 PROJECT NAME EPA TASK 1 PHASE II
FIELD GROUP 36-3-1 PROJECT MANAGER JJK
36-3-1RP LAB COORDINATOR JOE VONDRICH

PARAMETERS	UNITS	STORET # METHOD	SAMPLE ID # 3437B 36-3-1 51	3438A 36-3-1 57	3438B 36-3-1 58	3439A 36-3-1 64	3439B 36-3-1 65	3440A 36-3-1 71	3440B 36-3-1 72	3441A 36-3-1 78	3441B 36-3-1 79	3442A 36-3-1 85	3442B 36-3-1 86	3442 36-3-1 89	3443A 36-3-1 92	3443B 36-3- 93	3443 36-3-1 96
DATE			07/09/87	07/09/87	07/09/87	07/14/87	07/14/87	07/14/87	07/14/87	07/14/87	07/14/87	07/15/87	07/15/87	07/15/87	07/21/87	07/21/87	07/21/87
TIME			08:54	09:53	10:20	07:13	07:27	08:17	08:42	09:53	10:10	07:33	07:56	08:13	06:39	06:53	07:17
UNK592	UG/G	90592 Q9															
UNK594	UG/G	90594 Q9															
UNK595	UG/G	90595 Q9															
UNK596	UG/G	90596 Q9															
UNK597	UG/G	90597 Q9															
UNK598	UG/G	90598 Q9															
UNK601	UG/G	90601 Q9															
UNK603	UG/G	90603 Q9															
UNK605	UG/G	90605 Q9															
UNK607	UG/G	90607 Q9															
UNK608	UG/G	90608 Q9															
UNK609	UG/G	90609 Q9															
UNK611	UG/G	90611 Q9															
UNK612	UG/G	90612 Q9															
UNK613	UG/G	90613 Q9															
UNK614	UG/G	90614 Q9															
UNK615	UG/G	90615 Q9															
UNK616	UG/G	90616 Q9															
UNK617	UG/G	90617 Q9															
UNK618	UG/G	90618 Q9															
UNK619	UG/G	90619 Q9															
UNK621	UG/G	90621 Q9															
UNK622	UG/G	90622 Q9															

PROJECT NUMBER 84936.0307 PROJECT NAME EMA TASK I PHASE II
FIELD GROUP 36-3-I PROJECT MANAGER JJV
36-3-IRP LAB COORDINATOR JOE VONDRICK

PARAMETERS	UNITS	STORET # METHOD	SAMPLE ID # 34378 36-3-I 51	3436A 36-3-I 57	3438B 36-3-I 58	3439A 36-3-I 64	3439B 36-3-I 65	3440A 36-3-I 71	3440B 36-3-I 72	3441A 36-3-I 78	3441B 36-3-I 79	3442A 36-3-I 85	3442B 36-3-I 86	3442A 36-3-I 89	3443A 36-3-I 92	3443B 36-3-I 93	3443A 36-3-I 96
DATE			07/09/87	07/09/87	07/09/87	07/14/87	07/14/87	07/14/87	07/14/87	07/14/87	07/14/87	07/15/87	07/15/87	07/15/87	07/21/87	07/21/87	07/21/87
TIME			08:54	09:53	10:20	07:13	07:27	08:17	08:42	09:53	10:10	07:33	07:58	08:13	06:38	06:53	07:17
UNK623		90623															
	UG/G	Q9															
UNK624		90624															
	UG/G	Q9															
UNK625		90625															
	UG/G	Q9															
UNK626		90626															
	UG/G	Q9															
UNK627		90627															
	UG/G	Q9															
UNK628		90628															
	UG/G	Q9															
UNK629		90629															
	UG/G	Q9															
UNK630		90630															
	UG/G	Q9															
UNK631		90631															
	UG/G	Q9															
UNK632		90632															
	UG/G	Q9															
UNK633		90633															
	UG/G	Q9															
UNK634		90634															
	UG/G	Q9															
UNK635		90635															
	UG/G	Q9															
UNK636		90636															
	UG/G	Q9															
UNK638		90638															
	UG/G	Q9															
UNK639		90639															
	UG/G	Q9															
UNK641		90641															
	UG/G	Q9															
UNK642		90642															
	UG/G	Q9															
UNK643		90643															
	UG/G	Q9															
UNK644		90644															
	UG/G	Q9															
UNK646		90646															
	UG/G	Q9															
UNK648		90648															
	UG/G	Q9															
UNK649		90649															
	UG/G	Q9															

PROJECT NUMBER 84936 0300 PROJECT NAME PMA TASK I PHASE II
FIELD GROUP 36-3-1 PROJECT MANAGER JJV
36-3-1RP LAB COORDINATOR JOE VONDRICK

PARAMETERS	UNITS	STORET # METHOD	SAMPLE ID # 3437B 36-3-1 51	3438A 36-3-1 57	3438B 36-3-1 58	3439A 36-3-1 64	3439B 36-3-1 65	3440A 36-3-1 71	3440B 36-3-1 72	3441A 36-3-1 78	3441B 36-3-1 79	3442A 36-3-1 85	3442B 36-3-1 86	3442> 36-3-1 89	3443A 36-3-1 92	3443E 36-3-1 93	3443> 36-3-1 96
DATE			07/09/87	07/09/87	07/09/87	07/14/87	07/14/87	07/14/87	07/14/87	07/14/87	07/14/87	07/15/87	07/15/87	07/15/87	07/21/87	07/21/87	07/21/87
TIME			08:54	09:53	10:20	07:13	07:27	08:17	08:42	09:53	10:10	07:33	07:56	08:13	06:38	06:53	07:17
UNK651		90651															
	UG/G	09															
UNK668		90668															
	UG/G	09															

PROJECT NUMBER 84936.0300 PROJECT NAME FM TAFT PHASE II
FIELD GROUP 36-3-1 PROJECT MANAGER JJ[illegible]
36-3-1FP LAB COORDINATOR JOE VONDRICK

PARAMETERS	STORET #	SAMPLE ID # 3444A	3444B	3444C	3444D	3445A	3445B	3445C	3445D	3445E	3446A	3446B	3446C	3447A	3447B	3447C
UNITS	METHOD	36-3-1 99	36-3-1 100	36-3-1 101	36-3-1 103	36-3-1 106	36-3-1 107	36-3-1 108	36-3-1 10	36-3-1 111	36-3-1 113	36-3-1 114	36-3-1 116	36-3-1 120	36-3-1 2[illegible]	36-3-1 122
DATE		07/21/87	07/21/87	07/21/87	07/21/87	07/23/87	07/23/87	07/23/87	07/23/87	07/23/87	07/27/87	07/27/87	07/27/87	07/27/87	07/27/87	07/27/87
TIME		09:28	09:57	10:23	09:36	06:51	07:32	08:01	07:44	07:44	06:52	07:32	07:46	09:26	09:52	10:47
SAMPLE TYPE	71999 0	SO	SO	SO	SO	SO	SO	SO	SO	SO	SO	SO	SO	SO	SO	SO
SITE TYPE 1	99759 0	BORE	BORE	BORE	BORE	BORE	BORE	BORE	BORE	BORE	BORE	BORE	BORE	BORE	BORE	BORE
SAMPLE DEPTH FT	99758A 0	0.0	4.00	8.99	2.98	0.0	4.00	8.99	4.99	6.00	0.0	4.99	8.99	0.0	4.00	8.99
SAMPLING TECHNIQUE	72005 0	S	S	S	S	S	S	S	S	S	S	S	S	S	S	S
INSTALLATION CODE SAMPLE	99720 0	RA	RA	RA	RA	RA	RA	RA	RA	RA	RA	RA	RA	RA	RA	RA
MOISTURE %WET WT	70320 1	10.3	12.4	14.6	14.8	7.9	19.0	16.7	20.5	25.6	7.8	23.2	15.8	9.5	11.3	18.0
HEXACHLOROCYCLOPENTADIENE UG/G-DRY	98647 SS9A	>4.00	>2.00	1170	13.6	0.491	12.4	3250	>8000	>1600	1.03	<25.6	<0.258	<0.256	<0.258	<0.258
ALDRIN,SED UG/G- DRY	98356 SS9A	<0.182	<0.018	<9.10	<1.82	<0.182	11.3	233	<364	<72.8	0.317	74.7	>676	<0.162	<0.182	17.4
ISODRIN UG/G-DRY	98649 SS9A	<0.111	<0.011	<5.55	<1.11	<0.111	<0.222	<22.2	<22.2	<44.4	<0.111	>366	>733	<0.111	<0.111	0.581
DDE,PP' UG/G-DRY	98363 SS9A	<0.100	<0.010	<5.00	<1.00	<0.100	<0.200	<20.0	<20.0	<40.0	<0.100	<0.100	<0.100	<0.100	<0.100	<0.100
DIELDRIN UG/G-DRY	98365 SS9A	4.45	0.072	<6.05	4.58	0.265	<0.605	35.2	<24.2	97.0	0.532	207	44.9	1.68	<0.121	<0.121
ENDRIN UG/G-DRY.	98369 SS9A	0.403	<0.010	24.8	<1.00	<0.100	1.08	189	<20.0	<40.0	<0.100	>375	385	<1.00	1.66	<0.100
DDT,PP' UG/G-DRY	98364 SS9A	<0.234	<0.023	<11.7	<2.34	<0.234	<0.468	<46.8	<46.8	<93.6	<0.234	<0.234	<0.234	<0.234	<0.234	<0.234
CHLORDANE,SED UG/G- DRY	98361 SS9A	<11.1	<1.11	<555	<111	<11.1	<22.2	<2220	<2220	<4440	<11.1	<11.1	<11.1	<11.1	<11.1	<11.1
DIMP UG/G-DRY	98645 TT9	<0.114	<0.114	<0.114	<0.114	<0.114	<0.114	<0.114	<0.114	<0.114	<0.114	<0.114	<0.114	<0.114	<0.114	<0.114
DMMP UG/G-DRY	98657 TT9	<0.133	<0.133	<0.133	<0.133	<0.133	<0.133	<0.133	<0.133	<0.133	<0.133	<0.133	<0.133	<0.133	<0.133	0.672
DMDS UG/G-DRY	98697 UU9	<0.692	<0.692	9.05	<0.692	<0.692	<0.692	16.7	<0.692	<0.692	<0.692	<0.692	<0.692	<0.692	<0.692	<0.692
1,4 OXATHIANE UG/G-DRY	98644 UU9	<0.856	<0.856	<0.856	<0.856	<0.856	<0.856	<0.856	<0.856	<0.856	<0.856	<0.856	<0.856	<0.856	<0.856	<0.856
1,4 DITHIANE UG/G- DRY	98650 UU9	<0.571	<0.571	<0.571	<0.571	<0.571	<0.571	<0.571	<0.571	<0.571	<0.571	<0.571	<0.571	<0.571	<0.571	<0.571
P-CLPHENYLMETHY-SULFIDE UG/G-DRY	98653 UU9	<1.08	<1.08	<1.08	<1.08	<1.08	<1.08	<1.08	<1.08	<1.08	<1.08	29.9	1.69	<1.08	<1.08	<1.08
BENZOTHIAZOLE UG/G	97302 UU9	<1.08	<1.08	<1.08	<1.08	<1.08	<1.08	<1.08	<1.08	<1.08	<1.08	256	61.4	<1.08	<1.08	<1.08
P-CLPHENYLMETHY-SULFOXIDE UG/G-DRY	98654 UU9	<2.25	<2.25	<2.25	<2.25	<2.25	<2.25	<2.25	<2.25	<2.25	<2.25	<2.25	3.79	<2.25	<2.25	<2.25
P-CLPHENYLMETHY-SULFONE UG/G-DRY	98703 UU9	<2.37	<2.37	<2.37	<2.37	<2.37	<2.37	<2.37	<2.37	<2.37	<2.37	<2.37	<2.37	<2.37	<2.37	<2.37

PROJECT NUMBER 64936.0300 PROJECT NAME PMA TASK 1 PHASE II
FIELD GROUP 36-3-1 PROJECT MANAGER JJV
36-3-1RP LAB COORDINATOR JOE VONDRICK

PARAMETERS	STORET #	3444A 36-3-1	3444B 36-3-1	3444C 36-3-1	3444D 36-3-1	3445A 36-3-1	3445B 36-3-1	3445C 36-3-1	3445D 36-3-1	3445E 36-3-1	3446A 36-3-1	3446B 36-3-1	3446D 36-3-1	3447A 36-3-1	3447B 36-3-1	3447C 36-3-1
UNITS	METHOD	99	100	101	103	106	107	108	110	111	113	117	118	120	121	122
SAMPLE ID #																
DATE		07/21/87	07/21/87	07/21/87	07/21/87	07/23/87	07/23/87	07/23/87	07/23/87	07/23/87	07/27/87	07/27/87	07/27/87	07/27/87	07/27/87	07/27/87
TIME		09:28	09:57	10:23	09:36	06:51	07:32	08:01	07:44	07:44	06:52	07:32	07:46	09:26	09:52	10:47
DBCP(NEMAGON)	98652	<0.100	<0.025	<50.0	<0.100	<0.025	<2.50	<2.50	<2.50	<50.0	<0.005	<5.00	<25.0	<0.005	<0.005	1.24
UG/G-DRY	U9															
BICYCLOHEPTADIENE	98686	<5.08	<5.08	<5.08	<5.08	<5.08	<5.08	<5.08	<5.08	<5.08	<5.08	<5.08	<5.08	<5.08	<5.08	<5.08
UG/G-DRY	ZZ9															
METHYLISOBUTYLKETONE	98696	<5.24	<5.24	9.04	<5.24	<5.24	<5.24	14.4	<5.24	<5.24	<5.24	<5.24	<5.24	<5.24	<5.24	<5.24
UG/G-DRY	ZZ9															
DICYCLOPENTADIENE	98651	<5.12	<5.12	<5.12	<5.12	<5.12	<5.12	<5.12	<5.12	<5.12	<5.12	<5.12	<5.12	<5.12	<5.12	<5.12
UG/G-DRY	ZZ9															
MERCURY	71921	<0.070				<0.070					<0.070			<0.070		
UG/G- DRY	E9															
BENZENE	98699		<0.081	2.76	<0.081		<0.081	>4.59	0.139	2.46		0.670	<8.10		<0.081	<0.081
UG/G-DRY	WW9															
TOLUENE	98691		<0.096	3.79	<0.096		<0.096	>4.30	0.261	4.45		<0.480	<9.60		<0.096	<0.096
UG/G-DRY	WW9															
ETHYLBENZENE	98688		<0.043	1.00	<0.043		<0.043	1.80	<0.043	3.00		<0.215	<4.30		<0.043	2.14
UG/G-DRY	WW9															
M-XYLENE	98695		<0.053	1.18	<0.053		<0.053	3.49	<0.053	2.41		<0.265	<5.30		<0.053	1.07
UG/G-DRY	WW9															
O-AND/OR P-XYLENE	98700		<0.086	1.14	<0.086		<0.086	4.72	<0.086	3.06		<0.430	<8.60		<0.086	2.35
UG/G-DRY	WW9															
METHYLENE CHLORIDE	98689		<0.15	<0.15	<0.15		<0.15	<0.15	0.31	0.46		<0.75	<15.0		<0.15	<0.15
UG/G-DRY	YY9															
1,1-DICHLOROETHENE	98789		<0.12	<0.12	<0.12		<0.12	<0.12	<0.12	0.21		<0.60	<12.0		<0.12	<0.12
UG/G-DRY	YY9															
1,1-DICHLOROETHANE	98683		<0.13	<0.13	<0.13		<0.13	<0.13	<0.13	<0.13		<0.65	<13.0		<0.13	<0.13
UG/G-DRY	YY9															
TRANS-1,2-DICHLOROET	98687		<0.15	<0.15	<0.15		<0.15	<0.15	<0.15	<0.15		<0.75	<15.0		<0.15	<0.15
HENE UG/G-DRY	YY9															
CHLOROFORM	98682		<0.10	>1.04	<0.10		0.22	>1.04	>1.04	>1.04		1.59	<10.0		<0.10	<0.10
UG/G-DRY	YY9															
1,2-DICHLOROETHANE	98684		<0.08	<0.08	<0.08		<0.08	<0.08	<0.08	0.45		<0.40	<8.00		<0.08	<0.08
UG/G-DRY	YY9															
1,1,1-TRICHLORO-	98692		<0.12	<0.12	<0.12		<0.12	<0.12	<0.12	<0.12		<0.60	<12.0		<0.12	<0.12
ETHANE UG/G-DRY	YY9															
CARBON TETRACHLORIDE	98680		<0.12	>1.03	<0.12		<0.12	>1.03	<0.12	>1.03		<0.60	<12.0		<0.12	<0.12
UG/G-DRY	YY9															
TRICHLOROETHENE	98694		<0.09	<0.09	<0.09		<0.09	<0.09	<0.09	>1.00		<0.45	<9.00		<0.09	0.29
UG/G-DRY	YY9															
1,1,2-TRICHLORO-	98693		<0.12	<0.12	<0.12		<0.12	<0.12	<0.12	0.20		<0.60	<12.0		<0.12	<0.12
ETHANE UG/G-DRY	YY9															
TETRACHLOROETHENE	98690		<0.12	>1.01	0.29		0.89	>1.01	>1.01	>1.01		4.12	<12.0		<0.12	<0.12
UG/G-DRY	YY9															
CHLOROBENZENE	98681		<0.18	>1.02	<0.18		<0.18	<0.18	<0.18	<0.18		<0.90	<18.0		<0.18	<0.18
UG/G-DRY	YY9															
MERCURY,SED	71921															
UG/G-DRY	V9															

PROJECT NUMBER 84936 0300 PROJECT NAME RMA TASK 1 PHASE II
FIELD GROUP 36-3-1 PROJECT MANAGER JJK
36-3-1RP LAB COORDINATOR JOE VONDRICK

PARAMETERS	UNITS	STORET # METHOD	3444A 36-3-1 99	3444B 36-3-1 100	3444C 36-3-1 101	3444X 36-3-1 103	3445A 36-3-1 106	3445B 36-3-1 107	3445C 36-3-1 108	3445X 36-3-1 110	3445X 36-3-1 111	3446A 36-3-1 113	3446X 36-3-1 117	3446X 36-3-1 119	3447A 36-3-1 120	3447B 36-3-1 121	3447C 36-3-1 122
SAMPLE ID #																	
DATE			07/21/87	07/21/87	07/21/87	07/21/87	07/23/87	07/23/87	07/23/87	07/23/87	07/23/87	07/27/87	07/27/87	07/27/87	07/27/87	07/27/87	07/27/87
TIME			09:26	09:57	10:23	09:36	06:51	07:32	08:01	07:44	07:44	06:52	07:32	07:46	09:26	09:52	10:47
ALDRIN		98356						4.4	96	<25	<24						
	UG/G-DRY	Q9															
ATRAZINE		98655						<0.73	<19	<20	<18						
	UG/G-DRY	Q9															
CHLORDANE		98361						<1.5	<39	<41	<38						
	UG/G-DRY	Q9															
P-CLPHENYLMETHY-		98653						<0.25	<6.5	<6.8	<6.3						
SULFIDE	UG/G-DRY	Q9															
P-CLPHENYLMETHY-		98654						<0.35	<9.1	<9.5	<8.8						
SULFOXIDE	UG/G-DRY	Q9															
P-CLPHENYLMETHY-		98703						<0.29	<7.5	<7.8	<7.3						
SULFONE	UG/G-DRY	Q9															
DBCP(NEMAGON)		98652						<0.33	<8.6	<8.9	<8.3						
	UG/G-DRY	Q9															
DICYCLOPENTADIENE		98651						<0.26	<6.8	<7.0	<6.5						
	UG/G-DRY	Q9															
DDE,PP'		98363						<0.29	<7.5	<7.8	<7.3						
	UG/G-DRY	Q9															
DDT,PP'		98364						<0.37	<9.6	<10.0	<9.3						
	UG/G-DRY	Q9															
DIELDRIN		98365						9.3	13	<6.8	<6.3						
	UG/G-DRY	Q9															
DIMP		98645						<0.50	<13	<14	<13						
	UG/G-DRY	Q9															
1,4 DITHIANE		98650						<0.25	<6.5	<6.8	<6.3						
	UG/G-DRY	Q9															
DMMP		98657						<1.5	<39	<41	<38						
	UG/G-DRY	Q9															
ENDRIN		98369						<0.70	62	<19	<18						
	UG/G-DRY.	Q9															
HEXACHLOROCYCLOPENT-		98647						3.2	13000	4600	43000						
ADIENE	UG/G-DRY	Q9															
ISODRIN		98649						<0.33	<8.6	<8.9	<8.3						
	UG/G-DRY	Q9															
MALATHION		98648						<0.59	<15	<16	<15						
	UG/G-DRY	Q9															
1,4 OXATHIANE		98644						<0.26	<6.8	<7.0	<6.5						
	UG/G-DRY	Q9															
ETY'PARATHION		98658						<0.63	<16	<17	<16						
	UG/G-DRY	Q9															
SUPONA		98656						<0.49	<13	<13	<12						
	UG/G-DRY	Q9															
VAPONA		98646						<0.25	<6.5	<6.8	<6.3						
	UG/G-DRY	Q9															
DICYCLOPENTADIENE		98651							<0.30	<0.30	<0.30						
	UG/G-DRY	W9															

PROJECT NUMBER 84936 0300 PROJECT NAME EPA TASK I PHASE II
FIELD GROUP 36-3-I PROJECT MANAGER JVA
36-3-IRP LAB COORDINATOR JOE VONDRICH

PARAMETERS	STORET #	SAMPLE ID # 3444A	3444B	3444C	3444D	3445A	3445B	3445C	3445D	3445E	3446A	3446D	3446E	3447A	3447B	3447C
UNITS	METHOD	36-3-I 99	36-3-I 100	36-3-I 101	36-3-I 103	36-3-I 106	36-3-I 107	36-3-I 108	36-3-I 110	36-3-I 111	36-3-I 113	36-3-I 117	36-3-I 118	36-3-I 120	36-3-I 121	36-3-I 122
DATE		07/21/87	07/21/87	07/21/87	07/21/87	07/23/87	07/23/87	07/23/87	07/23/87	07/23/87	07/27/87	07/27/87	07/27/87	07/27/87	07/27/87	07/27/87
TIME		09:28	09:57	10:23	09:36	06:51	07:32	08:01	07:44	07:44	06:52	07:32	07:46	09:26	09:52	10:47
TRANS-1,2-DICHLOROETHENE UG/G-DRY	98687 W9							<0.30	<0.30	<0.30						
ETHYLBENZENE UG/G-DRY	98688 W9							0.62	<0.30	0.78						
METHYLENE CHLORIDE UG/G-DRY	98689 W9							0.61	0.69	0.75						
TETRACHLOROETHENE UG/G-DRY	98690 W9							19	6.1	130						
TOLUENE UG/G-DRY	98691 W9							2.6	0.71	1.7						
1,1,1-TRICHLOROETHANE UG/G-DRY	98692 W9							<0.30	<0.30	<0.30						
1,1,2-TRICHLOROETHANE UG/G-DRY	98693 W9							<0.30	<0.30	<0.30						
TRICHLOROETHENE UG/G-DRY	98694 W9							<0.30	<0.30	1.5						
M-XYLENE UG/G-DRY	98695 W9							2.3	<0.30	1.0						
MIBK UG/G-DRY	98696 W9							<0.50	<0.50	<0.50						
DMDS UG/G-DRY	98697 W9							24	<0.30	<0.30						
BENZENE UG/G-DRY	98699 W9							15	0.42	3.6						
O-AND/OR P-XYLENE UG/G-DRY	98700 W9							3.3	<0.50	1.8						
CARBON TETRACHLORIDE UG/G-DRY	98680 W9							8.9	<0.30	8.1						
CHLOROBENZENE UG/G-DRY	98681 W9							<0.30	<0.30	<0.30						
CHLOROFORM UG/G-DRY	98682 W9							1.2	4.7	9.5						
1,1-DICHLOROETHANE UG/G-DRY	98683 W9							<0.30	<0.30	<0.30						
1,2-DICHLOROETHANE UG/G-DRY	98684 W9							<0.30	<0.30	<0.30						
BICYCLOHEPTADIENE UG/G-DRY	98686 W9							<0.30	<0.30	<0.30						
DBCP(NEMAGON) UG/G-DRY	98652 W9							1.9	<0.30	1.6						
THIODIGLYCOL UG/G	99798 MM9															
CHLOROACETIC ACID UG/G	97285 MM9															
IMPA UG/G	97382 AAA9															

PROJECT NUMBER 64936 [illegible] PROJECT NAME EMA TASK 1 PHASE
FIELD GROUP 36-3-1 PROJECT MANAGER [illegible]
36-3-1PP LAB COORDINATOR JOE LONDERICK

PARAMETERS	STORET #	34444	34445	34446	34447	34454	34455	34456	34457	34458	34459	34460	34472	34475	34477
UNITS	METHOD	36-3-1	36-3-1	36-3-1	36-3-1	36-3-1	36-3-	36-3-1	36-3-1	36-3-1	36-3-1	36-3-	36-3-1	36-3-1	36-3-1
		99	100	101	103	106	107	108	110	111	113	114	116	120	122
DATE		07 21 87	07 21 87	07 21 87	07 21 87	07 23 87	07 23 87	07 23 87	07 23 87	07 23/87	07 27 87	07 27 87	07 27 87	07 27 87	07/27 87
TIME		09:18	09:57	10:23	09:36	06:54	07:30	08:00	07:44	07:44	06:52	[illegible]	10:46	09:26	09:52	10 47
FLUOROACETIC ACID	97381														
UG/G	AAA9														
MPA	97383														
UG/G	AAA9														
UNK007	90007														
UG/G	W9														
UNK034	90034														
UG/G	W9														
UNK039	90039														
UG/G	W9														
UNK047	90047														
UG/G	W9														
UNK058	90058														
UG/G	W9														
UNK075	90075														
UG/G	W9														
UNK086	90086														
UG/G	W9														
UNK095	90095														
UG/G	W9														
UNK102	90102														
UG/G	W9														
UNK108	90108														
UG/G	W9														
UNK111	90111														
UG/G	W9														
UNK112	90112														
UG/G	W9														
UNK114	90114														
UG/G	W9														
UNK116	90116														
UG/G	W9														
UNK121	90121														
UG/G	W9														
UNK124	90124														
UG/G	W9														
UNK141	90141														
UG/G	W9														
UNK143	90143														
UG/G	W9														
UNK144	90144														
UG/G	W9														
UNK146	90146														
UG/G	W9														
UNK147	90147														
UG/G	W9														

PARAMETERS	STORET #	34444	34445	34446	34447	34454	34455	34456	34457	34458	34459	34460	34472	34475	34477
UNITS	METHOD	36-3-1	36-3-1	36-3-1	36-3-1	36-3-1	36-3-	36-3-1	36-3-1	36-3-1	36-3-1	36-3-	36-3-1	36-3-1	36-3-1
		99	100	101	103	106	107	108	110	111	113	114	116	120	122
DATE		07 21 87	07 21 87	07 21 87	07 21 87	07 23 87	07 23 87	07 23 87	07 23 87	07 23/87	07 27 87	07 27 87	07 27 87	07 27 87	07/27 87
TIME		09:18	09:57	10:23	09:36	06:54	07:30	08:00	07:44	07:44	06:52	[illegible]	10:46	09:26	09:52	10 47
UNK007	90007									20					
UG/G	W9														
UNK034	90034														
UG/G	W9														
UNK039	90039														
UG/G	W9														
UNK047	90047									20					
UG/G	W9														
UNK058	90058														
UG/G	W9														
UNK075	90075														
UG/G	W9														
UNK086	90086														
UG/G	W9														
UNK095	90095														
UG/G	W9														
UNK102	90102														
UG/G	W9														
UNK108	90108								5						
UG/G	W9														
UNK111	90111														
UG/G	W9														
UNK112	90112														
UG/G	W9														
UNK114	90114														
UG/G	W9														
UNK116	90116														
UG/G	W9														
UNK121	90121														
UG/G	W9														
UNK124	90124														
UG/G	W9														
UNK141	90141									200					
UG/G	W9														
UNK143	90143														
UG/G	W9														
UNK144	90144														
UG/G	W9														
UNK146	90146								300	300	2000				
UG/G	W9														
UNK147	90147														
UG/G	W9														

PROJECT NUMBER 84926 0[illegible] PROJECT NAME EMA TASK PHASE 1
FIELD GROUP 36-3-1 PROJECT MANAGER JJA
36-3-1RP LAB COORDINATOR JOE CONDRICK

PARAMETERS	UNITS	STORET # / METHOD	SAMPLE ID # 3444A 36-3-1 99	3444B 36-3-1 100	3444C 36-3-1 101	3444D 36-3-1 102	3445A 36-3-1 106	3445B 36-3-1 107	3445C 36-3-1 108	3445D 36-3-1 110	3445E 36-3-1 111	3446A 36-3-1 113	3446B 36-3-1 [illegible]	3446C 36-3-1 115	3447A 36-3-1 120	3447B 36-3-1 121	3447C 36-3-1 122
DATE			07/21/87	07/21/87	07/21/87	07/21/87	07/23/87	07/23/87	07/23/87	07/23/87	07/23/87	07/27/87	07/27/87	07/27/87	07/27/87	07/27/87	07/27/87
TIME			09:28	09:57	10:22	09:38	06:51	07:32	08:01	07:44	07:44	06:52	07:32	07:46	09:26	09:52	10:47
UNK153		90153							20								
	UG/G	W9															
UNK156		90156															
	UG/G	W9															
UNK157		90157							200								
	UG/G	W9															
UNK158		90158															
	UG/G	W9															
UNK159		90159															
	UG/G	W9															
UNK162		90162															
	UG/G	W9															
UNK163		90163															
	UG/G	W9															
UNK175		90175															
	UG/G	W9															
UNK178		90178							200	200							
	UG/G	W9															
UNK179		90179									200						
	UG/G	W9															
UNK190		90190							200		200						
	UG/G	W9															
UNK193		90193															
	UG/G	W9															
UNK514		90514															
	UG/G	Q9															
UNK519		90519						0.8			100						
	UG/G	Q9															
UNK525		90525															
	UG/G	Q9															
UNK526		90526															
	UG/G	Q9															
UNK529		90529															
	UG/G	Q9															
UNK543		90543								40							
	UG/G	Q9															
UNK545		90545									100						
	UG/G	Q9															
UNK544		90544															
	UG/G	Q9															
UNK548		90548								70							
	UG/G	Q9															
UNK549		90549						1	200		2000						
	UG/G	Q9															
UNK551		90551															
	UG/G	Q9															

PROJECT NUMBER 64926.0330 PROJECT NAME EMA TASK I PHASE II
FIELD GROUP 36-3-1 PROJECT MANAGER JJA
36-3-1RP LAB COORDINATOR JOE VONDRICK

PARAMETERS	UNITS	STORET # / METHOD	SAMPLE ID # 3444A 36-3-1 99	3444B 36-3-1 100	3444C 36-3-1 101	3444D 36-3-1 103	3445A 36-3-1 106	3445B 36-3-1 107	3445C 36-3-1 108	3445D 36-3-1 110	3445E 36-3-1 111	3446A 36-3-1 113	3446B 36-3- 117	3446C 36-3-1 118	3447A 36-3-1 120	3447B 36-3-1 121	3447C 36-3-1 122
DATE			07/21/87	07/21/87	07/21/87	07/21/87	07/23/87	07/23/87	07/23/87	07/23/87	07/23/87	07/27/87	07/27/87	07/27/87	07/27/87	07/27/87	07/27/87
TIME			09:28	09:57	10:23	09:36	06:51	07:32	08:01	07:44	07:44	06:52	07:32	07:46	09:26	09:52	10:47
UNK552		90552															
	UG/G	Q9															
UNK558		90558							100		100						
	UG/G	Q9															
UNK559		90559						1	100								
	UG/G	Q9															
UNK561		90561							80	50	100						
	UG/G	Q9															
UNK562		90562									600						
	UG/G	Q9															
UNK563		90563							20								
	UG/G	Q9															
UNK565		90565															
	UG/G	Q9															
UNK567		90567							100								
	UG/G	Q9															
UNK569		90569							70		200						
	UG/G	Q9															
UNK570		90570								20							
	UG/G	Q9															
UNK572		90572															
	UG/G	Q9															
UNK574		90574									100						
	UG/G	Q9															
UNK575		90575									100						
	UG/G	Q9															
UNK576		90576							20	200	2000						
	UG/G	Q9															
UNK578		90578															
	UG/G	Q9															
UNK579		90579									100						
	UG/G	Q9															
UNK581		90581							100								
	UG/G	Q9															
UNK583		90583									200						
	UG/G	Q9															
UNK584		90584							50	900	400						
	UG/G	Q9															
UNK586		90586															
	UG/G	Q9															
UNK587		90587								30	100						
	UG/G	Q9															
UNK588		90588									200						
	UG/G	Q9															
UNK591		90591						30		5000							
	UG/G	Q9															

PROJECT NUMBER 64936.0300 PROJECT NAME EMA TASK 3 PHASE II
FIELD GROUP 36-3-1 PROJECT MANAGER JOA
36-3-1RP LAB COORDINATOR JOE VONDRICK

PARAMETERS	UNITS	STORET # METHOD	3444A 36-3-1 99	3444B 36-3-1 100	3444C 36-3-1 101	3444X 36-3-1 103	3445A 36-3-1 106	3445B 36-3-1 107	3445C 36-3-1 108	3445X 36-3-1 110	3445Y 36-3-1 111	3446A 36-3-1 113	3446X 36-3-1 117	3446Y 36-3-1 119	3447A 36-3-1 121	3447B 36-3-1 121	3447C 36-3-1 122
DATE			07/21/87	07/21/87	07/21/87	07/21/87	07/23/87	07/23/87	07/23/87	07/23/87	07/23/87	07/27/87	07/27/87	07/27/87	07/27/87	07/27/87	07/27/87
TIME			09:28	09:57	10:23	09:36	06:51	07:32	08:01	07:44	07:44	06:52	07:32	07:46	09:29	09:52	10:47
UNK592		90592							6000		20000						
	UG/G	Q9															
UNK594		90594															
	UG/G	Q9															
UNK595		90595															
	UG/G	Q9															
UNK596		90596						20	500								
	UG/G	Q9															
UNK597		90597								20000	20000						
	UG/G	Q9															
UNK598		90598															
	UG/G	Q9															
UNK601		90601															
	UG/G	Q9															
UNK603		90603															
	UG/G	Q9															
UNK605		90605															
	UG/G	Q9															
UNK607		90607															
	UG/G	Q9															
UNK608		90608									100						
	UG/G	Q9															
UNK609		90609															
	UG/G	Q9															
UNK611		90611															
	UG/G	Q9															
UNK612		90612								100	100						
	UG/G	Q9															
UNK613		90613									300						
	UG/G	Q9															
UNK614		90614						6	400	400	1000						
	UG/G	Q9															
UNK615		90615									100						
	UG/G	Q9															
UNK616		90616									90						
	UG/G	Q9															
UNK617		90617								30	400						
	UG/G	Q9															
UNK618		90618									600						
	UG/G	Q9															
UNK619		90619									200						
	UG/G	Q9															
UNK621		90621								20	300						
	UG/G	Q9															
UNK622		90622									2000						
	UG/G	Q9															

PROJECT NUMBER 84936 0300 PROJECT NAME PMA TASK 1 PHASE II
FIELD GROUP 36-3-1 PROJECT MANAGER JJA
36-3-1RP LAB COORDINATOR JOE VONDRICK

PARAMETERS	UNITS	STORET # METHOD	SAMPLE ID # 3444A 36-3-1 99	3444B 36-3-1 100	3444C 36-3-1 101	3444D 36-3-1 103	3445A 36-3-1 106	3445E 36-3-1 107	3445C 36-3-1 108	3445D 36-3-1 110	3445D 36-3-1 111	3446A 36-3-1 113	3446D 36-3-1 117	3446E 36-3-1 118	3447A 36-3-1 120	3447B 36-3-1 121	3447C 36-3-1 122
DATE			07/21/87	07/21/87	07/21/87	07/21/87	07/23/87	07/23/87	07/23/87	07/23/87	07/23/87	07/27/87	07/27/87	07/27/87	07/27/87	07/27/87	07/27/87
TIME			09:28	09:57	10:23	09:36	06:51	07:32	08:07	07:44	07:44	06:52	07:32	07:46	09:26	09:52	10:47
UNK623		90623							40	20	1000						
	UG/G	Q9															
UNK624		90624							30		600						
	UG/G	Q9															
UNK625		90625								30	200						
	UG/G	Q9															
UNK626		90626							20		100						
	UG/G	Q9															
UNK627		90627															
	UG/G	Q9															
UNK628		90628								400	3000						
	UG/G	Q9															
UNK629		90629							800	60	300						
	UG/G	Q9															
UNK630		90630									100						
	UG/G	Q9															
UNK631		90631															
	UG/G	Q9															
UNK632		90632															
	UG/G	Q9															
UNK633		90633							20		200						
	UG/G	Q9															
UNK634		90634								90	800						
	UG/G	Q9															
UNK635		90635						1	100	100	1000						
	UG/G	Q9															
UNK636		90636						2	100		100						
	UG/G	Q9															
UNK638		90638						2	100		1000						
	UG/G	Q9															
UNK639		90639									300						
	UG/G	Q9															
UNK641		90641									100						
	UG/G	Q9															
UNK642		90642								30	300						
	UG/G	Q9															
UNK643		90643							30								
	UG/G	Q9															
UNK644		90644							20		200						
	UG/G	Q9															
UNK646		90646								30							
	UG/G	Q9															
UNK648		90648								200	2000						
	UG/G	Q9															
UNK649		90649						2	200								
	UG/G	Q9															

PROJECT NUMBER 84936 0300 PROJECT NAME EMA TASK 1 PHASE II
FIELD GROUP 36-3-1 PROJECT MANAGER JJV
36-3-1RP LAB COORDINATOR JOE VONDRICK

PARAMETERS	UNITS	STORET # METHOD	SAMPLE ID# 3444A 36-3-1 99	3444B 36-3-1 100	3444C 36-3-1 101	3444D 36-3-1 103	3445A 36-3-1 106	3445B 36-3-1 107	3445C 36-3-1 108	3445D 36-3-1 110	3445E 36-3-1 111	3446A 36-3-1 113	3446B 36-3-1 117	3446D 36-3-1 118	3447A 36-3-1 120	3447B 36-3-1 121	3447C 36-3-1 122
DATE			07/21/87	07/21/87	07/21/87	07/21/87	07/23/87	07/23/87	07/23/87	07/23/87	07/23/87	07/27/87	07/27/87	07/27/87	07/27/87	07/27/87	07/27/87
TIME			09:28	09:57	10:23	09:36	06:51	07:32	08:01	07:44	07:44	06:52	07:32	07:46	09:25	09:52	10:47
UNK651		90651						2	100	600	3000						
	UG/G	09															
UNK668		90668								200	200						
	UG/G	09															

PROJECT NUMBER 84936 0300 PROJECT NAME RMA TASK I PHASE I
FIELD GROUP 36-3-1 PROJECT MANAGER JJV
36-3-1RP LAB COORDINATOR JOE VONDRICK

PARAMETERS	UNITS	STORET #	METHOD	SAMPLE ID # 3448A 36-3-1 127	3448B 36-3-1 128	3448C 36-3-1 131	3449A 36-3-1 134	3449B 36-3-1 135	3449C 36-3-1 138	3450A 36-3-1 141	3450B 36-3-1 145	3450C 36-3-1 146	3451A 36-3-1 148	3451B 36-3-1 152	3451C 36-3-1 153	3452A 36-3-1 155	3452B 36-3-1 156	3453A 36-3-1 162
DATE				07/28/87	07/28/87	07/28/87	07/28/87	07/28/87	07/28/87	08/06/87	08/06/87	08/06/87	07/30/87	07/30/87	07/30/87	07/29/87	07/29/87	07/29/87
TIME				06:57	07:18	07:25	08:35	09:02	09:30	10:01	11:15	10:57	07:37	07:44	08:30	07:59	08:20	09:23
SAMPLE TYPE		71999	0	SO	SO	SO	SO	SO	SO	SO	SO	SO	SO	SO	SO	SO	SO	SO
SITE TYPE 1		99759	0	BORE	BORE	BORE	BORE	BORE	BORE	BORE	BORE	BORE	BORE	BORE	BORE	BORE	BORE	BORE
SAMPLE DEPTH	FT	99758A	0	0.0	4.00	6.00	0.0	4.00	8.00	0.0	6.00	6.99	0.0	2.98	6.00	0.0	4.00	0.0
SAMPLING TECHNIQUE		72005	0	S	S	S	S	S	S	S	S	S	S	S	S	S	S	S
INSTALLATION CODE	SAMPLE	99720	0	RA	RA	RA	RA	RA	RA	RA	RA	RA	RA	RA	RA	RA	RA	RA
MOISTURE	%WET WT	70320	1	7.5	12.4	13.3	7.1	8.3	15.6	10.3	10.0	17.4	13.0	19.1	20.5	9.4	14.4	14.6
HEXACHLOROCYCLOPENTADIENE	UG/G-DRY	98647	SS9A	0.010	<0.003	0.006	0.004	<0.003	<0.003	<0.003	<0.003	<0.003	<0.003	<0.003	<0.003	<0.003	<0.003	<0.003
ALDRIN,SED	UG/G- DRY	98356	SS9A	0.008	<0.002	<0.002	2.81	0.007	<0.002	0.028	0.358	0.038	0.004	0.046	0.015	0.004	<0.002	0.003
ISODRIN	UG/G-DRY	98649	SS9A	<0.001	<0.001	<0.001	0.044	<0.001	<0.001	0.017	0.146	0.007	<0.001	0.004	0.016	<0.001	<0.001	<0.001
DDE,PP'	UG/G-DRY	98363	SS9A	0.004	<0.001	<0.001	<0.001	<0.001	<0.001	<0.001	<0.001	<0.001	<0.001	<0.001	<0.001	<0.001	<0.001	<0.001
DIELDRIN	UG/G-DRY	98365	SS9A	0.487	0.003	<0.001	4.26	0.004	<0.001	1.49	<0.121	0.031	0.547	0.045	0.011	<0.121	<0.001	<0.121
ENDRIN	UG/G-DRY.	98369	SS9A	0.130	0.007	0.033	0.024	0.005	0.003	0.538	0.021	0.009	0.021	0.012	0.012	0.006	<0.001	0.006
DDT,PP'	UG/G-DRY	98364	SS9A	0.008	<0.002	<0.002	<0.002	<0.002	<0.002	0.023	<0.002	<0.002	<0.002	<0.002	<0.002	<0.002	<0.002	<0.002
CHLORDANE,SED	UG/G- DRY	98361	SS9A	<11.1	<0.111	<0.111	<0.111	<0.111	<0.111	<11.1	<0.111	<0.111	<11.1	<11.1	<0.111	<11.1	<0.111	<0.111
DIMP	UG/G-DRY	98645	TT9	<0.114	<0.114	<0.114	<0.114	<0.114	<0.114	<0.114	<0.114	<0.114	<0.114	<0.114	<0.114	<0.114	<0.114	<0.114
DMMP	UG/G-DRY	98657	TT9	<0.133	<0.133	<0.133	<0.133	<0.133	<0.133	<0.133	<0.133	<0.133	<0.133	<0.133	<0.133	<0.133	<0.133	<0.133
DMDS	UG/G-DRY	98697	UU9	<0.692	<0.692	<0.692	<0.692	<0.692	<0.692	<0.692	<0.692	<0.692	<0.692	<0.692	<0.692	<0.692	<0.692	<0.692
1,4 OXATHIANE	UG/G-DRY	98644	UU9	<0.856	<0.856	<0.856	<0.856	<0.856	<0.856	<0.856	<0.856	<0.856	<0.856	<0.856	<0.856	<0.856	<0.856	<0.856
1,4 DITHIANE	UG/G- DRY	98650	UU9	<0.571	<0.571	<0.571	<0.571	<0.571	<0.571	<0.571	<0.571	<0.571	<0.571	<0.571	<5.71	<0.571	<0.571	<0.571
P-CLPHENYLMETHYSULFIDE	UG/G-DRY	98653	UU9	<1.08	<1.08	<1.08	<1.08	<1.08	<1.08	<1.08	2.37	<1.08	<1.08	<1.08	<10.8	<1.08	<1.08	<1.08
BENZOTHIAZOLE	UG/G	97302	UU9	<1.08	<1.08	<1.08	<1.08	<1.08	<1.08	<1.08	<1.08	<1.08	<1.08	<1.08	<10.8	<1.08	<1.08	<1.08
P-CLPHENYLMETHYSULFOXIDE	UG/G-DRY	98654	UU9	<2.25	<2.25	<2.25	<2.25	<2.25	<2.25	<2.25	<2.25	<2.25	<2.25	<2.25	<22.5	<2.25	<2.25	<2.25
P-CLPHENYLMETHYSULFONE	UG/G-DRY	98703	UU9	<2.37	<2.37	<2.37	<2.37	<2.37	<2.37	<2.37	<2.37	<2.37	<2.37	<2.37	<23.7	<2.37	<2.37	<2.37

PROJECT NUMBER 84936.0300 PROJECT NAME EPA TASK 1 PHASE II
FIELD GROUP 36-3-1 PROJECT MANAGER J.L.
36-3-1RP LAB COORDINATOR JOE VONDERICK

PARAMETERS	STORET #	SAMPLE I.D. # 3448A	3448B	3448D	3449A	3449B	3449D	3450A	3450D	3451A	3451A	3451D	3452A	3452B	3453A
UNITS	METHOD	36-3-1 127	36-3-1 128	36-3-1 131	36-3-1 134	36-3-1 135	36-3-1 138	36-3-1 141	36-3-1 145	36-3-1 146	36-3-1 148	36-3-1 152	36-3-1 153	36-3-1 155	36-3-1 156	36-3-1 162
DATE		07/28/87	07/28/87	07/28/87	07/28/87	07/28/87	07/28/87	08/06/87	08/06/87	08/06/87	07/30/87	07/30/87	07/30/87	07/29/87	07/29/87	07/29/87
TIME		06:57	07:18	07:25	08:35	09:02	09:30	10:01	10:15	10:57	07:37	07:44	08:09	08:59	08:29	09:23
DBCP(NEMAGON)	98652	<0.005	<0.005	<0.005	<0.005	<0.005	<0.005	<0.005	<0.500	0.023	<0.005	<0.005	0.014	<0.005	<0.005	<0.005
UG/G-DRY	U9															
BICYCLOHEPTADIENE	98686	<5.08	<5.08	<5.08	<5.08	<5.08	<5.08	<5.08	<5.08	<5.08	<5.08	<5.08	<5.08	<5.08	<5.08	<5.08
UG/G-DRY	ZZ9															
METHYLISOBUTYLKETONE	98696	<5.24	<5.24	<5.24	<5.24	<5.24	<5.24	<5.24	<5.24	<5.24	<5.24	<5.24	<5.24	<5.24	<5.24	<5.24
UG/G-DRY	ZZ9															
DICYCLOPENTADIENE	98651	<5.12	<5.12	<5.12	<5.12	<5.12	<5.12	<5.12	<5.12	<5.12	<5.12	<5.12	<5.12	<5.12	<5.12	<5.12
UG/G-DRY	ZZ9															
MERCURY	71921	0.294			<0.070											
UG/G- DRY	E9															
BENZENE	98699		<0.081	<0.081		<0.081	<0.081		<0.081	<0.081		<0.081	<0.081		<0.081	
UG/G-DRY	WW9															
TOLUENE	98691		<0.096	<0.096		<0.096	<0.096		0.185	<0.096		<0.096	1.97		<0.096	
UG/G-DRY	WW9															
ETHYLBENZENE	98688		<0.043	<0.043		<0.043	<0.043		<0.043	<0.043		<0.043	0.766		<0.043	
UG/G-DRY	WW9															
M-XYLENE	98695		<0.053	<0.053		<0.053	<0.053		0.184	<0.053		<0.053	3.34		<0.053	
UG/G-DRY	WW9															
O-AND/OR P-XYLENE	98700		<0.086	<0.086		<0.086	<0.086		0.161	<0.086		<0.086	6.70		<0.086	
UG/G-DRY	WW9															
METHYLENE CHLORIDE	98689		<0.15	<0.15		<0.15	<0.15		0.38	0.26		<0.15	<0.15		<0.15	
UG/G-DRY	YY9															
1,1-DICHLOROETHENE	98789		<0.12	<0.12		<0.12	<0.12		<0.12	<0.12		<0.12	<0.12		<0.12	
UG/G-DRY	YY9															
1,1-DICHLOROETHANE	98683		<0.13	<0.13		<0.13	<0.13		<0.13	<0.13		<0.13	<0.13		<0.13	
UG/G-DRY	YY9															
TRANS-1,2-DICHLOROET	98687		<0.15	<0.15		<0.15	<0.15		<0.15	<0.15		<0.15	<0.15		<0.15	
HENE UG/G-DRY	YY9															
CHLOROFORM	98682		<0.10	<0.10		<0.10	<0.10		0.20	<0.10		<0.10	<0.10		<0.10	
UG/G-DRY	YY9															
1,2-DICHLOROETHANE	98684		<0.08	<0.08		<0.08	<0.08		<0.08	<0.08		<0.08	<0.08		<0.08	
UG/G-DRY	YY9															
1,1,1-TRICHLORO-	98692		<0.12	<0.12		<0.12	<0.12		<0.12	<0.12		<0.12	<0.12		<0.12	
ETHANE UG/G-DRY	YY9															
CARBON TETRACHLORIDE	98680		<0.12	<0.12		<0.12	<0.12		<0.12	<0.12		<0.12	<0.12		<0.12	
UG/G-DRY	YY9															
TRICHLOROETHENE	98694		<0.09	<0.09		<0.09	<0.09		0.11	<0.09		<0.09	<0.09		<0.09	
UG/G-DRY	YY9															
1,1,2-TRICHLORO-	98693		<0.12	<0.12		<0.12	<0.12		<0.12	<0.12		<0.12	<0.12		<0.12	
ETHANE UG/G-DRY	YY9															
TETRACHLOROETHENE	98690		<0.12	<0.12		<0.12	<0.12		<0.12	<0.12		<0.12	<0.12		<0.12	
UG/G-DRY	YY9															
CHLOROBENZENE	98681		<0.18	<0.18		<0.18	<0.18		<0.18	<0.18		<0.18	<0.18		<0.18	
UG/G-DRY	YY9															
MERCURY,SED	71921							0.121			<0.050			<0.05		<0.05
UG/G-DRY	V9															

PROJECT NUMBER 84936 0800 PROJECT NAME EMA TASK I PHASE II
FIELD GROUP 36-3-1 PROJECT MANAGER JJA
36-3-1RP LAB COORDINATOR JOE VONDRICK

PARAMETERS	STORET #	SAMPLE ID # 3448A	3448B	3448X	3449A	3449B	3449X	3450A	3450B	3450X	3451A	3451B	3451X	3452A	3452B	3453A
UNITS	METHOD	36-3-1	36-3-1	36-3-1	36-3-1	36-3-1	36-3-1	36-3-1	36-3-1	36-3-1	36-3-1	36-3-1	36-3-1	36-3-1	36-3-1	36-3-1
		127	128	131	134	135	138	141	145	146	148	152	153	155	156	62
DATE		07/26/87	07/26/87	07/26/87	07/26/87	07/28/87	07/28/87	08/06/87	08/06/87	08/06/87	07/30/87	07/31/87	07/31/87	07/29/87	07/29/87	07/29/87
TIME		06:57	07:18	07:25	08:35	09:02	09:30	10:01	11:15	10:57	07:37	07:44	08:33	07:59	08:20	09:23
ALDRIN	98356					<0.94	<0.94					<0.94	<0.94			
UG/G-DRY	Q9															
ATRAZINE	98655					<0.73	<0.73					<0.73	<0.73			
UG/G-DRY	Q9															
CHLORDANE	98361					<1.5	<1.5					<1.5	<1.5			
UG/G-DRY	Q9															
P-CLPHENYLMETHY-	98653					<0.25	<0.25					<0.25	19			
SULFIDE UG/G-DRY	Q9															
P-CLPHENYLMETHY-	98654					<0.35	<0.35					<0.35	<0.35			
SULFOXIDE UG/G-DRY	Q9															
P-CLPHENYLMETHY-	98703					<0.29	<0.29					<0.29	0.84			
SULFONE UG/G-DRY	Q9															
DBCP(NEMAGON)	98652					<0.33	<0.33					<0.33	<0.33			
UG/G-DRY	Q9															
DICYCLOPENTADIENE	98651					<0.26	<0.26					<0.26	<0.26			
UG/G-DRY	Q9															
DDE,PP'	98363					<0.29	<0.29					<0.29	<0.29			
UG/G-DRY	Q9															
DDT,PP'	98364					<0.37	<0.37					<0.37	<0.37			
UG/G-DRY	Q9															
DIELDRIN	98365					<0.25	<0.25					<0.25	<0.25			
UG/G-DRY	Q9															
DIMP	98645					<0.50	<0.50					<0.50	<0.50			
UG/G-DRY	Q9															
1,4 DITHIANE	98650					<0.25	<0.25					<0.25	<0.25			
UG/G-DRY	Q9															
DMMP	98657					<1.5	<1.5					<1.5	<1.5			
UG/G-DRY	Q9															
ENDRIN	98369					<0.70	<0.70					<0.70	<0.70			
UG/G-DRY.	Q9															
HEXACHLOROCYCLOPENT-	98647					<1.1	<1.1					<1.1	<1.1			
ADIENE UG/G-DRY	Q9															
ISODRIN	98649					<0.33	<0.33					<0.33	<0.33			
UG/G-DRY	Q9															
MALATHION	98648					<0.59	<0.59					<0.59	<0.59			
UG/G-DRY	Q9															
1,4 OXATHIANE	98644					<0.26	<0.26					<0.26	<0.26			
UG/G-DRY	Q9															
ETY'PARATHION	98658					<0.63	<0.63					<0.63	<0.63			
UG/G-DRY	Q9															
SUPONA	98656					<0.49	<0.49					<0.49	<0.49			
UG/G-DRY	Q9															
VAPONA	98646					<0.25	<0.25					<0.25	<0.25			
UG/G-DRY	Q9															
DICYCLOPENTADIENE	98651						<0.30						2.6			
UG/G-DRY	W9															

PROJECT NUMBER 64936.0300 PROJECT NAME FMC TASK I PHASE II
FIELD GROUP 36-3-1 PROJECT MANAGER JCW
36-3-1FP LAB COORDINATOR JOE VONDRICK

PARAMETERS	STORET #	SAMPLE ID # 3448A 36-3-1 127	3448B 36-3-1 128	3448A 36-3-1 131	3449A 36-3-1 134	3449B 36-3-1 135	3449A 36-3-1 138	3450A 36-3-1 141	3450B 36-3-1 145	3450A 36-3-1 146	3451A 36-3-1 148	3451B 36-3-1 152	3451A 36-3-1 153	3452A 36-3-1 155	3452B 36-3-1 156	3453A 36-3-1 162
UNITS	METHOD															
DATE		07/28/87	07/28/87	07/28/87	07/28/87	07/28/87	07/28/87	08/06/87	08/06/87	08/06/87	07/30/87	07/30/87	[illegible]	07/29/87	07/29/87	07/29/87
TIME		06:57	07:18	07:25	08:35	09:02	09:30	10:01	11:15	10:57	07:37	[illegible]:44	[illegible]:35	[illegible]:59	06:20	09:23
TRANS-1,2-DICHLOROETHENE	98687						<0.30						<0.30			
UG/G-DRY	W9															
ETHYLBENZENE	98686						<0.30						3.46			
UG/G-DRY	W9															
METHYLENE CHLORIDE	98689						<0.30						<0.30			
UG/G-DRY	W9															
TETRACHLOROETHENE	98690						<0.30						<0.30			
UG/G-DRY	W9															
TOLUENE	98691						<0.30						0.99			
UG/G-DRY	W9															
1,1,1-TRICHLORO-ETHANE	98692						<0.30						<0.30			
UG/G-DRY	W9															
1,1,2-TRICHLORO-ETHANE	98693						<0.30						<0.30			
UG/G-DRY	W9															
TRICHLOROETHENE	98694						<0.30						<0.30			
UG/G-DRY	W9															
M-XYLENE	98695						<0.30						2.4			
UG/G-DRY	W9															
MIBK	98696						<0.50						<0.50			
UG/G-DRY	W9															
DMDS	98697						<0.30						<0.30			
UG/G-DRY	W9															
BENZENE	98699						<0.30						<0.30			
UG/G-DRY	W9															
O-AND/OR P-XYLENE	98700						<0.50						7.6			
UG/G-DRY	W9															
CARBON TETRACHLORIDE	98680						<0.30						<0.30			
UG/G-DRY	W9															
CHLOROBENZENE	98681						<0.30						<0.30			
UG/G-DRY	W9															
CHLOROFORM	98682						<0.30						<0.30			
UG/G-DRY	W9															
1,1-DICHLOROETHANE	98683						<0.30						<0.30			
UG/G-DRY	W9															
1,2-DICHLOROETHANE	98684						<0.30						<0.30			
UG/G-DRY	W9															
BICYCLOHEPTADIENE	98686						<0.30						<0.30			
UG/G-DRY	W9															
DBCP(NEMAGON)	98652						<0.30						<0.30			
UG/G-DRY	W9															
THIODIGLYCOL	99798															
UG/G	MM9															
CHLOROACETIC ACID	97285															
UG/G	MM9															
IMPA	97382															
UG/G	AAA9															

PROJECT NUMBER 84936 0310 PROJECT NAME RMA TASK 1 PHASE 1
FIELD GROUP 36-3-1 PROJECT MANAGER JGS
36-3-1PP LAB COORDINATOR JOE WINDSOR

PARAMETERS	STORET #	SAMPLE ID # 3448A	3448B	3448X	3449A	3449B	3449Y	3450A	3450X	3451X	3451A	3451Y	3452A	3452B	3453A
UNITS	METHOD	36-3-1	36-3-1	36-3-1	36-3-1	36-3-1	36-3-1	36-3-1	36-3-1	36-3-	36-3-	36-3-	36-3-1	36-3-1	36-3-
		127	128	131	134	135	138	141	145	146	149	151	153	155	156
DATE		07/28/87	07/28/87	07/28/87	07/28/87	07/28/87	07/28/87	08/06/87	08/06/87	08/06/87	07/30/87	07/ /87	07/29/87	07/29/87	07/29/87
TIME		06:57	07:18	07:25	08:35	09:02	09:30	10:01	11:15	10:57	07:37	07:44	8:5	08:2	09:23
FLUOROACETIC ACID	97381														
UG/G	AAA9														
MPA	97383														
UG/G	AAA9														
UNK007	90007														
UG/G	W9														
UNK034	90034														
UG/G	W9														
UNK039	90039														
UG/G	W9														
UNK047	90047														
UG/G	W9														
UNK058	90058														
UG/G	W9														
UNK075	90075														
UG/G	W9														
UNK086	90066														
UG/G	W9														
UNK095	90095														
UG/G	W9														
UNK102	90102														
UG/G	W9														
UNK108	90108														
UG/G	W9														
UNK111	90111														
UG/G	W9														
UNK112	90112														
UG/G	W9														
UNK114	90114														
UG/G	W9														
UNK116	90116														
UG/G	W9														
UNK121	90121														
UG/G	W9														
UNK124	90124														
UG/G	W9														
UNK141	90141														
UG/G	W9														
UNK143	90143														
UG/G	W9														
UNK144	90144														
UG/G	W9														
UNK146	90146														
UG/G	W9														
UNK14	90147														
UG/G	W9														

PROJECT NUMBER 84936 0300 PROJECT NAME EMA TASK 1 PHASE II
FIELD GROUP 36-3-1 PROJECT MANAGER JCN
36-3-1RP LAB COORDINATOR JOE CONERICO

PARAMETERS	UNITS	STORET # METHOD	SAMPLE ID # 3448A 36-3-1 127	3448B 36-3-1 128	3448I 36-3-1 131	3449A 36-3-1 134	3449E 36-3-1 135	3449I 36-3-1 136	3450A 36-3-1 141	3450I 36-3-1 145	3451I 36-3-1 146	3451A 36-3-1 149	3451 36-3- 152	3452A 36-3- 153	3452E 36-3-1 155	3453E 36-3-1 156	3453A 36-3-1 162
DATE			07/28/87	07/28/87	07/28/87	07/28/87	07/28/87	07/28/87	08/06/87	08/06/87	08/06/87	07/30/87	07/30/87	07/29/87	07/29/87	07/29/87	07/29/87
TIME			06:57	07:18	07:25	08:35	09:02	09:30	10:01	11:15	10:57	07:37	07:44	07:57	07:59	08:20	09:23
UNK153		90153															
	UG/G	W9															
UNK156		90156															
	UG/G	W9															
UNK157		90157															
	UG/G	W9															
UNK158		90158															
	UG/G	W9															
UNK159		90159															
	UG/G	W9															
UNK162		90162															
	UG/G	W9															
UNK163		90163															
	UG/G	W9															
UNK175		90175															
	UG/G	W9															
UNK178		90178															
	UG/G	W9															
UNK179		90179															
	UG/G	W9															
UNK190		90190															
	UG/G	W9															
UNK193		90193															
	UG/G	W9															
UNK514		90514												1			
	UG/G	Q9															
UNK519		90519															
	UG/G	Q9															
UNK525		90525												0.9			
	UG/G	Q9															
UNK526		90526												9			
	UG/G	Q9															
UNK529		90529												10			
	UG/G	Q9															
UNK543		90543															
	UG/G	Q9															
UNK545		90545															
	UG/G	Q9															
UNK544		90544															
	UG/G	Q9															
UNK548		90548															
	UG/G	Q9															
UNK549		90549															
	UG/G	Q9															
UNK551		90551												4			
	UG/G	Q9															

PROJECT NUMBER 84936.0300 PROJECT NAME EMA TASK PHASE 1
FIELD GROUP 36-3-1 PROJECT MANAGER JJK
36-3-1RP LAB COORDINATOR JOE VONDRICK

PARAMETERS	UNITS	STORET # METHOD	SAMPLE ID.# 3448A 36-3-1 127	3448B 36-3-1 128	3448X 36-3-1 131	3449A 36-3-1 134	3449B 36-3-1 135	3449Y 36-3-1 138	3450A 36-3-1 141	3450D 36-3-1 145	3450Y 36-3-1 146	3451A 36-3-1 149	3451D 36-3-1 152	3451Y 36-3-1 155	3452A 36-3-1 155	3452B 36-3-1 156	3453A 36-3-1 162
DATE			07/28/87	07/28/87	07/28/87	07/28/87	07/28/87	07/28/87	08/06/87	08/06/87	08/06/87	07/30/87	07/30/87	07/30/87	07/29/87	07/29/87	07/29/87
TIME			06:57	07:18	07:25	08:35	09:02	09:30	10:01	11:15	10:57	07:37	07:44	08:30	07:59	08:20	09:23
UNK552		90552															
	UG/G	Q9															
UNK558		90556															
	UG/G	Q9															
UNK559		90559															
	UG/G	Q9															
UNK561		90561												1			
	UG/G	Q9															
UNK562		90562															
	UG/G	Q9															
UNK563		90563															
	UG/G	Q9															
UNK565		90565												1			
	UG/G	Q9															
UNK567		90567															
	UG/G	Q9															
UNK569		90569												4			
	UG/G	Q9															
UNK570		90570															
	UG/G	Q9															
UNK572		90572												2			
	UG/G	Q9															
UNK574		90574															
	UG/G	Q9															
UNK575		90575															
	UG/G	Q9															
UNK576		90576															
	UG/G	Q9															
UNK578		90578												0.9			
	UG/G	Q9															
UNK579		90579															
	UG/G	Q9															
UNK581		90581															
	UG/G	Q9															
UNK583		90583															
	UG/G	Q9															
UNK584		90584															
	UG/G	Q9															
UNK586		90586															
	UG/G	Q9															
UNK587		90587															
	UG/G	Q9															
UNK588		90588															
	UG/G	Q9															
UNK591		90591															
	UG/G	Q9															

PROJECT NUMBER 84936.0300 PROJECT NAME EMC TASK 7 PHASE II
FIELD GROUP 36-3-1 PROJECT MANAGER J.J.
36-3-1RP LAB COORDINATOR JOE SONDERICK

PARAMETERS	UNITS	STORET #	METHOD	SAMPLE ID # 3448A 36-3-1 127	3448S 36-3-1 128	3448Y 36-3-1 131	3449A 36-3-1 134	3449B 36-3-1 135	3449Y 36-3-1 138	3450A 36-3-1 141	3450Y 36-3-1 145	3450Y 36-3-1 146	3451A 36-3-1 149	3451Y 36-3-1 152	3452A 36-3-1 155	3452E 36-3-1 156	3453A 36-3-1 162
DATE				07/28/87	07/28/87	07/28/87	07/28/87	07/28/87	07/28/87	08/06/87	08/06/87	08/06/87	07/30/87	07/30/87	07/29/87	07/29/87	07/29/87
TIME				06:57	07:18	07:25	08:35	09:02	09:30	10:01	11:15	10:57	07:37	07:44	08:30	07:59	08:20	09:23
UNK592		90592															
	UG/G		Q9														
UNK594		90594															
	UG/G		Q9														
UNK595		90595															
	UG/G		Q9														
UNK596		90596							1						1.0		
	UG/G		Q9														
UNK597		90597															
	UG/G		Q9														
UNK598		90598															
	UG/G		Q9														
UNK601		90601															
	UG/G		Q9														
UNK603		90603															
	UG/G		Q9														
UNK605		90605													0.9		
	UG/G		Q9														
UNK607		90607															
	UG/G		Q9														
UNK608		90608															
	UG/G		Q9														
UNK609		90609															
	UG/G		Q9														
UNK611		90611												1			
	UG/G		Q9														
UNK612		90612															
	UG/G		Q9														
UNK613		90613															
	UG/G		Q9														
UNK614		90614						2						0.8	30		
	UG/G		Q9														
UNK615		90615												8			
	UG/G		Q9														
UNK616		90616															
	UG/G		Q9														
UNK617		90617															
	UG/G		Q9														
UNK618		90618															
	UG/G		Q9														
UNK619		90619															
	UG/G		Q9														
UNK621		90621															
	UG/G		Q9														
UNK622		90622															
	UG/G		Q9														

ENVIRONMENTAL SCIENCE & ENGINEERING 08 JUG 88 PAGE# 39

PROJECT NUMBER 84936 0300 PROJECT NAME EPA TASK PHASE II
FIELD GROUP 36-3-1 PROJECT MANAGER JUN
36-3-1FP LAB COORDINATOR JOE VONDRICK

PARAMETERS	UNITS	STORET # METHOD	SAMPLE ID # 3448A 36-3-1 127	3448B 36-3-1 128	3448X 36-3-1 131	3449A 36-3-1 134	3449B 36-3-1 135	3449X 36-3-1 138	3450A 36-3-1 141	3450X 36-3-1 145	3451X 36-3-1 146	3451A 36-3-1 148	3451X 36-3-1 152	3452A 36-3-1 153	3452B 36-3-1 155	3453A 36-3-1 156	3453X 36-3-1 162
DATE			07/28/87	07/28/87	07/28/87	07/28/87	07/28/87	07/28/87	08/06/87	08/06/87	08/06/87	07/30/87	07/31/87	07/31/87	07/29/87	07/29/87	07/29/87
TIME			06:57	07:18	07:25	08:35	09:02	09:30	10:01	11:15	10:57	07:37	07:44	08:30	07:59	09:20	09:23
UNK623		90623															
	UG/G	09															
UNK624		90624															
	UG/G	09															
UNK625		90625															
	UG/G	09															
UNK626		90626															
	UG/G	09															
UNK627		90627															
	UG/G	09															
UNK628		90628															
	UG/G	09															
UNK629		90629															
	UG/G	09															
UNK630		90630															
	UG/G	09															
UNK631		90631															
	UG/G	09															
UNK632		90632															
	UG/G	09															
UNK633		90633															
	UG/G	09															
UNK634		90634															
	UG/G	09															
UNK635		90635															
	UG/G	09															
UNK636		90636															
	UG/G	09															
UNK638		90638															
	UG/G	09															
UNK639		90639															
	UG/G	09															
UNK641		90641															
	UG/G	09															
UNK642		90642															
	UG/G	09															
UNK643		90643															
	UG/G	09															
UNK644		90644															
	UG/G	09															
UNK646		90646															
	UG/G	09															
UNK648		90648															
	UG/G	09															
UNK649		90649															
	UG/G	09															

PROJECT NUMBER 84936.0300 PROJECT NAME FMA TASK I PHASE II
FIELD GROUP 36-3-1 PROJECT MANAGER JJM
36-3-1RP LAB COORDINATOR JOE VONDRICK

PARAMETERS	UNITS	STORET # / METHOD	SAMPLE NO.# 3448A 36-3-1 127	3448B 36-3-1 128	3448D 36-3-1 131	3449A 36-3-1 134	3449B 36-3-1 135	3449D 36-3-1 138	3450A 36-3-1 141	3450D 36-3-1 145	3451D 36-3-1 146	3451A 36-3-1 148	3452D 36-3-1 152	3453D 36-3-1 153	3452A 36-3-1 155	3452B 36-3-1 156	3453A 36-3-1 162
DATE			07/28/87	07/28/87	07/28/87	07/28/87	07/28/87	07/28/87	08/06/87	08/06/87	08/06/87	07/30/87	07/30/87	07/30/87	07/29/87	07/29/87	07/29/87
TIME			06:57	07:18	07:25	08:35	09:02	09:30	10:01	11:15	10:57	07:37	07:44	08:30	07:59	08:20	09:23
UNK651		90651															
	UG/G	09															
UNK668		90668															
	UG/G	09															

PROJECT NUMBER 84936.0300 PROJECT NAME PMA TASK PHASE II
FIELD GROUP 36-3-1 PROJECT MANAGER JJV
36-3-1RP LAB COORDINATOR JOE VONDRICK

PARAMETERS	UNITS	STORET #	METHOD	SAMPLE ID # 3453X 36-3-1 166	3454A 36-3-1 169	3454B 36-3-1 170	3454C 36-3-1 171	3456A 36-3-1 176	3456B 36-3-1 177	3456I 36-3-1 180	3456J 36-3-1 181	3457A 36-3-1 183	3457C 36-3-1 185	3457I 36-3-1 187	3457J 36-3-1 188	3458A 36-3- 190	3458I 36-3-1 194	3458J 36-3-1 195
DATE				07 29 87	08/03/87	08 03 87	08 03 87	08 04 87	08 04 87	08 04 87	08 04 87	08 05 87	08 05 87	08 05 87	08 05 87	08 06 87	08 06 87	08 06 87
TIME				09:45	07:12	07:30	08:10	07:06	07:38	08:11	09:59	07:14	08:12	07:47	08:24	07:02	07:27	07:54
SAMPLE TYPE		71999 0		SO	SO	SO	SO	SO	SO	SO	SO	SO	SO	SO	SO	SO	SO	SO
SITE TYPE 1		99759 0		BORE	BORE	BORE	BORE	BORE	BORE	BORE	BORE	BORE	BORE	BORE	BORE	BORE	BORE	BORE
SAMPLE DEPTH	FT	99758A 0		4.99	0.0	4.00	8.99	0.0	4.00	8.00	16.0	0.0	8.99	8.99	16.0	0.0	4.99	6.99
SAMPLING TECHNIQUE		72005 0		S	S	S	S	S	S	S	S	S	S	S	S	S	S	S
INSTALLATION CODE	SAMPLE	99720 0		RA	RA	RA	RA	RA	RA	RA	RA	RA	RA	RA	RA	RA	RA	RA
MOISTURE	%WET WT	70320 1		17.5	3.4	4.7	15.8	4.7	6.4	17.0	17.3	4.7	16.7	16.6	17.9	6.1	15.1	21.3
HEXACHLOROCYCLOPENTADIENE	UG/G-DRY	98647 SS9A		<0.003	0.020	<0.003	<0.003	0.006	<0.003	<0.003	<0.258	<0.003	<0.258	0.389	<0.258	<0.003	0.019	<2.58
ALDRIN,SED	UG/G- DRY	98356 SS9A		<0.002	<0.182	<0.002	<0.002	<0.182	<0.182	0.043	35.8	0.008	434	>400	82.0	<0.182	<0.182	32.8
ISODRIN	UG/G-DRY	98649 SS9A		<0.001	<0.111	0.007	0.004	0.034	0.003	0.032	57.0	0.011	>412	>412	393	0.018	0.315	3.17
DDE,PP'	UG/G-DRY	98363 SS9A		<0.001	0.003	<0.001	<0.001	<0.001	<0.001	<0.001	<0.100	<0.001	<0.100	<0.100	<0.100	<0.001	<0.001	<1.00
DIELDRIN	UG/G-DRY	98365 SS9A		<0.121	3.06	0.044	0.021	2.30	0.572	1.83	70.1	0.044	365	357	55.4	1.05	1.45	9.22
ENDRIN	UG/G-DRY.	98369 SS9A		<0.001	0.560	<0.100	<0.001	1.22	1.63	1.77	120	0.018	>404	>404	160	0.192	0.720	7.31
DDT,PP'	UG/G-DRY	98364 SS9A		<0.002	<0.234	<0.002	<0.002	<0.234	<0.002	<0.002	<0.234	<0.002	<0.234	<0.234	<0.234	<0.002	<0.002	<2.34
CHLORDANE,SED	UG/G- DRY	98361 SS9A		<0.111	<11.1	<0.111	<0.111	<11.1	<0.111	<0.111	<11.1	<0.111	<11.1	<11.1	<11.1	<0.111	<0.111	<111
DIMP	UG/G-DRY	98645 TT9		<0.114	<0.114	<0.114	<0.114	<0.114	<0.114	<0.114	<0.114	<0.114	37.3	24.9	14.4	<0.114	<0.114	<0.114
DMMP	UG/G-DRY	98657 TT9		<0.133	<0.133	<0.133	<0.133	0.187	<0.133	<0.133	<0.133	<0.133	<1.33	<1.33	<1.33	<0.133	<0.133	<0.133
DMDS	UG/G-DRY	98697 UU9		<0.692	<0.692	<0.692	<0.692	<0.692	<0.692	<0.692	<0.692	<0.692	<0.692	<0.692	<0.692	<0.692	<0.692	108
1,4 OXATHIANE	UG/G-DRY	98644 UU9		<0.856	<0.856	<0.856	<0.856	<0.856	<0.856	<0.856	<0.856	<0.856	<0.856	<0.856	<0.856	<0.856	<0.856	<85.6
1,4 DITHIANE	UG/G- DRY	98650 UU9		<0.571	<0.571	<0.571	<0.571	<0.571	<0.571	<0.571	<0.571	<0.571	>12.4	7.59	3.29	<0.571	<0.571	<57.1
P-CLPHENYLMETHYSULFIDE	UG/G-DRY	98653 UU9		<1.08	<1.08	<1.08	<1.08	<1.08	<1.08	<1.08	<1.08	<1.08	<1.08	<1.08	<1.08	<1.08	<1.08	<108
BENZOTHIAZOLE	UG/G	97302 UU9		<1.08	<1.08	<1.08	<1.08	<1.08	<1.08	<1.08	<1.08	<1.08	<1.08	<1.08	<1.08	<1.08	<1.08	<108
P-CLPHENYLMETHYSULFOXIDE	UG/G-DRY	98654 UU9		<2.25	<2.25	<2.25	<2.25	<2.25	<2.25	<2.25	<2.25	<2.25	3.81	4.26	<2.25	<2.25	<2.25	<225
P-CLPHENYLMETHYSULFONE	UG/G-DRY	98703 UU9		<2.37	<2.37	<2.37	<2.37	<2.37	<2.37	<2.37	<2.37	<2.37	<2.37	<2.37	<2.37	<2.37	<2.37	<237

ENVIRONMENTAL SCIENCE & ENGINEERING, INC. - [illegible] PAGE# [illegible]

PROJECT NUMBER 84936.0300 PROJECT NAME EPA TASK 1 PHASE II
FIELD GROUP 36-3-1 PROJECT MANAGER JOE
36-3-1PP LAB COORDINATOR JOE VONDRICK

PARAMETERS	STORET #	3453A	3454A	3454B	3454C	3456A	3456B	3456D	3456E	3457A	3457C	3457D	3457E	3458A	3458B	3458C
UNITS	METHOD	36-3-1	36-3-1	36-3-1	36-3-1	36-3-1	36-3-1	36-3-1	36-3-1	36-3-1	36-3-1	36-3-1	36-3-1	36-3-1	36-3-1	36-3-1
		166	169	170	171	176	177	180	181	183	185	187	188	191	194	195
DATE		07/29 ET	08 03 ET	08 03 ET	08 03 ET	08 04 ET	08 04 ET	08 04 ET	08 04 ET	08 05 ET	08 05 ET	08 05 ET	08 05 ET	08 06 ET	08 06 ET	08 06 ET
TIME		09:45	07:12	07:30	08:10	07:06	07:36	08:11	09:59	07:14	08:12	07:4	[illegible]	[illegible]	07:27	07:54
DBCP(NEMAGON)	98652	<0.005	<0.005	<0.005	<0.005	<0.005	<0.100	0.392	1.15	<0.005	22.6	[illegible]	[illegible]	[illegible]	<0.500	700
UG/G-DRY	U9															
BICYCLOHEPTADIENE	98686	<5.08	<5.08	<5.08	<5.08	<5.08	<5.08	<5.08	<5.08	<5.08	<50.8	[illegible]	[illegible]	<5.08	<5.08	10.1
UG/G-DRY	ZZ9															
METHYLISOBUTYLKETONE	98696	<5.24	<5.24	<5.24	<5.24	<5.24	<5.24	<5.24	<5.24	<5.24	<52.4	[illegible]	<5.24	<5.24	<5.24	20.7
UG/G-DRY	ZZ9															
DICYCLOPENTADIENE	98651	<5.12	<5.12	<5.12	<5.12	<5.12	<5.12	<5.12	8.58	<5.12	144	[illegible]	38.0	<5.12	<5.12	<5.12
UG/G-DRY	ZZ9															
MERCURY	71921															
UG/G- DRY	F9															
BENZENE	98699	<0.081		<0.081	<0.081		<0.081	<0.081	2.50		<2.03	25.5	<0.810		<4.05	<4.05
UG/G-DRY	WW9															
TOLUENE	98691	<0.096		<0.096	<0.096		<0.096	0.722	8.21		67.3	382	16.0		<4.80	248
UG/G-DRY	WW9															
ETHYLBENZENE	98688	<0.043		<0.043	<0.043		<0.043	<0.043	<0.043		9.91	<1.08	<0.430		<2.15	<2.15
UG/G-DRY	WW9															
M-XYLENE	98695	<0.053		<0.053	<0.053		<0.053	<0.053	<0.053		12.2	<1.33	<0.530		<2.65	<2.65
UG/G-DRY	WW9															
O-AND/OR P-XYLENE	98700	<0.086		<0.086	<0.086		<0.086	<0.086	<0.086		14.8	<2.15	<0.860		<4.30	<4.30
UG/G-DRY	WW9															
METHYLENE CHLORIDE	98689	0.63		<0.15	<0.15		<0.15	<0.15	0.57		<3.75	<3.75	<1.50		<7.50	<7.50
UG/G-DRY	YY9															
1,1-DICHLOROETHENE	98789	<0.12		<0.12	<0.12		<0.12	<0.12	<0.12		<3.00	<3.00	<1.20		<6.00	<6.00
UG/G-DRY	YY9															
1,1-DICHLOROETHANE	98683	<0.13		<0.13	<0.13		<0.13	<0.13	<0.13		<3.25	<3.25	<1.30		<6.50	<6.50
UG/G-DRY	YY9															
TRANS-1,2-DICHLOROET	98687	<0.15		<0.15	<0.15		<0.15	<0.15	<0.15		<3.75	<3.75	<1.50		<7.50	<7.50
HENE UG/G-DRY	YY9															
CHLOROFORM	98682	<0.10		<0.10	0.17		<0.10	0.30	0.20		4.74	7.15	<1.00		<5.00	<5.00
UG/G-DRY	YY9															
1,2-DICHLOROETHANE	98684	<0.08		<0.08	<0.08		<0.08	<0.08	<0.08		<2.00	<2.00	<0.80		<4.00	<4.00
UG/G DRY	YY9															
1,1,1-TRICHLORO-	98692	<0.12		<0.12	<0.12		<0.12	<0.12	<0.12		<3.00	<3.00	<1.20		<6.00	<6.00
ETHANE UG/G-DRY	YY9															
CARBON TETRACHLORIDE	98680	<0.12		<0.12	<0.12		<0.12	<0.12	<0.12		<3.00	<3.00	<1.20		<6.00	<6.00
UG/G-DRY	YY9															
TRICHLOROETHENE	98694	<0.09		<0.09	<0.09		<0.09	<0.09	<0.09		<2.25	<2.25	<0.90		<4.50	<4.50
UG/G-DRY	YY9															
1,1,2-TRICHLORO-	98693	<0.12		<0.12	<0.12		<0.12	<0.12	<0.12		<3.00	<3.00	<1.20		<6.00	<6.00
ETHANE UG/G-DRY	YY9															
TETRACHLOROETHENE	98690	<0.12		<0.12	<0.12		<0.12	<0.12	0.29		<3.00	3.94	<1.20		<6.00	<6.00
UG/G-DRY	YY9															
CHLOROBENZENE	98681	<0.18		<0.18	<0.18		<0.18	<0.18	<0.18		<4.50	<4.50	<1.80		<9.00	<9.00
UG/G-DRY	YY9															
MERCURY,SED	71921		0.080			<0.050				<0.050				<0.050		
UG/G-DRY	V9															

PROJECT NUMBER 84936.0300 PROJECT NAME RMA TASK 1 PHASE 1
FIELD GROUP 36-3-1 PROJECT MANAGER JJA
36-3-1RP LAB COORDINATOR JOE VONDRACK

PARAMETERS	UNITS	STORET # / METHOD	3453X 36-3-1 166	3454A 36-3-1 169	3454B 36-3-1 170	3454C 36-3-1 171	3456A 36-3-1 176	3456E 36-3-1 177	3456J 36-3-1 180	3456L 36-3-1 181	3457A 36-3-1 183	3457C 36-3-1 185	3457J 36-3-1 187	3457L 36-3-1 188	3458A 36-3-1 191	3458J 36-3-1 194	3458L 36-3-1 195
SAMPLE ID #																	
DATE			07/29/87	08/03/87	08/03/87	08/03/87	08/04/87	08/04/87	08/04/87	08/04/87	08/05/87	08/05/87	08/05/87	08/05/87	08/06/87	08/06/87	08/06/87
TIME			09:45	07:12	07:30	08:10	07:06	07:38	08:11	09:59	07:14	08:12	07:40	08:24	07:02	07:27	07:54
ALDRIN	UG/G-DRY	98356 Q9						<0.94	<0.94			290	740			<0.94	<24
ATRAZINE	UG/G-DRY	98655 Q9						<0.73	<0.73			<7.3	<7.3			<0.73	<18
CHLORDANE	UG/G-DRY	98361 Q9						<1.5	<1.5			<15	<15			<1.5	<38
P-CLPHENYLMETHY-SULFIDE	UG/G-DRY	98653 Q9						<0.25	<0.25			<2.5	<2.5			<0.25	<6.3
P-CLPHENYLMETHY-SULFOXIDE	UG/G-DRY	98654 Q9						<0.35	<0.35			<3.5	<3.5			<0.35	<8.8
P-CLPHENYLMETHY-SULFONE	UG/G-DRY	98703 Q9						<0.29	<0.29			<2.9	<2.9			<0.29	<7.3
DBCP(NEMAGON)	UG/G-DRY	98652 Q9						<0.33	<0.33			3.8	<3.3			<0.33	100
DICYCLOPENTADIENE	UG/G-DRY	98651 Q9						<0.26	<0.26			360	120			<0.26	<6.5
DDE,PP'	UG/G-DRY	98363 Q9						<0.29	<0.29			<2.9	<2.9			<0.29	<7.3
DDT,PP'	UG/G-DRY	98364 Q9						<0.37	<0.37			<3.7	<3.7			<0.37	<9.3
DIELDRIN	UG/G-DRY	98365 Q9						<0.25	1.1			120	72			0.70	<6.3
DIMP	UG/G-DRY	98645 Q9						<0.50	<0.50			<5.0	<5.0			<0.50	<13
1,4 DITHIANE	UG/G-DRY	98650 Q9						<0.25	<0.25			<2.5	<2.5			<0.25	<6.3
DMMP	UG/G-DRY	98657 Q9						<1.5	<1.5			<15	<15			<1.5	<38
ENDRIN	UG/G-DRY	98369 Q9						0.75	1.2			400	180			<0.70	<18
HEXACHLOROCYCLOPENTADIENE	UG/G-DRY	98647 Q9						<1.1	<1.1			<11	<11			<1.1	<28
ISODRIN	UG/G-DRY	98649 Q9						<0.33	<0.33			1300	890			<0.33	<8.3
MALATHION	UG/G-DRY	98648 Q9						<0.59	<0.59			<5.9	<5.9			<0.59	<15
1,4 OXATHIANE	UG/G-DRY	98644 Q9						<0.26	<0.26			<2.6	<2.6			<0.26	<6.5
ETY'PARATHION	UG/G-DRY	98658 Q9						<0.63	<0.63			<6.3	<6.3			<0.63	<16
SUPONA	UG/G-DRY	98656 Q9						<0.49	<0.49			<4.9	<4.9			<0.49	<12
VAPONA	UG/G-DRY	98646 Q9						<0.25	<0.25			<2.5	<2.5			<0.25	<6.3
DICYCLOPENTADIENE	UG/G-DR	98651 W9						1.6	2.3			>270	>270			<0.30	9.6

PROJECT NUMBER 84936 0300 PROJECT NAME FMA TASK I PHASE II
FIELD GROUP 36-3-1 PROJECT MANAGER JJA
36-3-1RP LAB COORDINATOR JOE KONDRICK

PARAMETERS	STORET #	SAMPLE ID # 3453X 36-3-1 166	3454A 36-3-1 169	3454B 36-3-1 170	3454C 36-3-1 171	3456A 36-3-1 176	3456B 36-3-1 177	3456X 36-3-1 180	3456 36-3-1 181	3457A 36-3-1 183	3457C 36-3-1 185	3457X 36-3-1 187	3457Y 36-3-1 189	3458A 36-3-1 190	3458X 36-3-1 194	3459X 36-3-1 195
UNITS	METHOD															
DATE		07/29/87	08/03/87	08/03/87	08/03/87	08/04/87	08/04/87	08/04/87	08/04/87	08/05/87	08/05/87	08/05/87	08/05/87	08/06/87	08/06/87	08/06/87
TIME		09:45	07:12	07:30	08:10	07:06	07:36	08:11	09:59	07:14	08:12	07:40	08:24	07:02	07:27	07:54
TRANS-1,2-DICHLOROETHENE	98687						<0.30	<0.30			<0.30	<0.30			<0.30	<0.30
UG/G-DRY	W9															
ETHYLBENZENE	98688						<0.30	<0.30			10	0.77			<0.30	<0.30
UG/G-DRY	W9															
METHYLENE CHLORIDE	98689						<0.30	<0.30			0.76	0.67			<0.30	<0.30
UG/G-DRY	W9															
TETRACHLOROETHENE	98690						<0.30	<0.30			2.1	4.3			<0.30	1.3
UG/G-DRY	W9															
TOLUENE	98691						<0.30	0.72			40	>280			<0.30	23
UG/G-DRY	W9															
1,1,1-TRICHLORO-ETHANE	98692						<0.30	<0.30			<0.30	<0.30			<0.30	<0.30
UG/G-DRY	W9															
1,1,2-TRICHLORO-ETHANE	98693						<0.30	<0.30			<0.30	<0.30			<0.30	<0.30
UG/G-DRY	W9															
TRICHLOROETHENE	98694						<0.30	<0.30			2.9	0.82			<0.30	<0.30
UG/G-DRY	W9															
M-XYLENE	98695						<0.30	<0.30			13	2.1			<0.30	1.3
UG/G-DRY	W9															
MIBK	98696						<0.50	<0.50			<0.50	<0.50			<0.50	<0.50
UG/G-DRY	W9															
DMDS	98697						<0.30	<0.30			<0.30	0.65			<0.30	>25
UG/G-DRY	W9															
BENZENE	98699						<0.30	<0.30			<0.30	27			<0.30	2.0
UG/G-DRY	W9															
O-AND/OR P-XYLENE	98700						<0.50	<0.50			11	<0.50			<0.50	1.9
UG/G-DRY	W9															
CARBON TETRACHLORIDE	98680						<0.30	<0.30			<0.30	<0.30			<0.30	<0.30
UG/G-DRY	W9															
CHLOROBENZENE	98681						<0.30	<0.30			<0.30	<0.30			<0.30	<0.30
UG/G-DRY	W9															
CHLOROFORM	98682						<0.30	<0.30			5.5	7.9			<0.30	1.1
UG/G-DRY	W9															
1,1-DICHLOROETHANE	98683						<0.30	<0.30			<0.30	<0.30			<0.30	<0.30
UG/G-DRY	W9															
1,2-DICHLOROETHANE	98684						<0.30	<0.30			<0.30	<0.30			<0.30	<0.30
UG/G-DRY	W9															
BICYCLOHEPTADIENE	98686						<0.30	<0.30			0.94	55			<0.30	29
UG/G-DRY	W9															
DBCP(NEMAGON)	98652						<0.30	<0.30			11	2.4			<0.30	>25
UG/G-DRY	W9															
THIODIGLYCOL	99798		<2.55	<2.55	<2.55					<2.55	<2.55	<2.55	<2.55			
UG/G	MM9															
CHLOROACETIC ACID	97285		<18.0	<18.0	<18.0					<18.0	<18.0	<18.0	<18.0			
UG/G	MM9															
IMPA	97382		<2.10	<2.10	<2.10					<2.10	<2.10	<2.10	<2.10			
UG/G	AAA9															

PROJECT NUMBER 84936 0300 PROJECT NAME EMA TASK 1 PHASE I
FIELD GROUP 36-3-1 PROJECT MANAGER J.J.
36-3-1PP LAB COORDINATOR JOE VONDRICK

PARAMETERS	STORET #	SAMPLE ID # 34539	34544	34546	34547	34564	34565	34567	34568	34573	34574	34575	34576	34584	34585	34586
UNITS	METHOD	36-3-1	36-3-1	36-3-1	36-3-1	36-3-1	36-3-1	36-3-1	36-3-1	36-3-1	36-3-1	36-3-1	36-3-1	36-3-1	36-3-1	36-3-1
		166	169	170	171	176	177	180	181	183	185	187	188	193	194	195
DATE		07/29/87	08/03/87	08/03/87	08/03/87	08/04/87	08/04/87	08/04/87	08/04/87	08/05/87	08/05/87	08/05/87	08/05/87	08/06/87	08/06/87	08/06/87
TIME		09:45	07:12	07:30	08:10	07:06	07:38	08:11	09:59	07:14	08:12	08:24	08:24	07:02	07:27	07:54
FLUOROACETIC ACID	97381		<2.00	19.1	<2.00					11.5	<2.00	2.88	3.30			
UG/G	AA89															
MPA	97382		<2.00	<2.00	<2.00					<2.00	<2.00	<2.0	<2.0			
UG/G	AA89															
UNK007	90007															
UG/G	W9															
UNK034	90034															2
UG/G	W9															
UNK039	90039															
UG/G	W9															
UNK047	90047										3					
UG/G	W9															
UNK058	90058										70	20				
UG/G	W9															
UNK075	90075											3				
UG/G	W9															
UNK086	90086							2								
UG/G	W9															
UNK095	90095							1								
UG/G	W9															
UNK102	90102											9				
UG/G	W9															
UNK108	90108										20	100				
UG/G	W9															
UNK111	90111															20
UG/G	W9															
UNK112	90112											20				
UG/G	W9															
UNK114	90114										9	20				
UG/G	W9															
UNK116	90116											10				
UG/G	W9															
UNK121	90121										50	200				
UG/G	W9															
UNK124	90124											8?				
UG/G	W9															
UNK141	90141															
UG/G	W9															
UNK143	90143										9					
UG/G	W9															
UNK144	90144											30				
UG/G	W9															
UNK146	90146										100					
UG/G	W9															
UNK147	90147											80				
UG/G	W9															

PROJECT NUMBER 84936.0300 PROJECT NAME RMA TASK 3 PHASE II
FIELD GROUP 36-3-1 PROJECT MANAGER JJA
36-3-IRP LAB COORDINATOR JOE VONDRICK

PARAMETERS	UNITS	STORET # METHOD	SAMPLE ID# 3453X 36-3-1 166	3454A 36-3-1 169	3454B 36-3-1 170	3454C 36-3-1 171	3456A 36-3-1 176	3456B 36-3-1 177	3456X 36-3-1 180	3455X 36-3-1 181	3457A 36-3-1 183	3457C 36-3-1 185	3457X 36-3-1 187	3457X 36-3- 188	3456A 36-3- 190	3456X 36-3-1 194	3456X 36-3-1 195
DATE			07/29/87	08/03/87	08/03/87	08/03/87	08/04/87	08/04/87	08/04/87	08/04/87	08/05/87	08/05/87	08/05/87	08/05/87	08/06/87	08/06/87	08/06/87
TIME			09:45	07:12	07:30	08:10	07:06	07:38	08:11	09:59	07:14	18:12	07:47	08:24	07:02	07:27	07:54
UNK153		90153															
	UG/G	W9															
UNK156		90156										20					
	UG/G	W9															
UNK157		90157															
	UG/G	W9															
UNK158		90158															2
	UG/G	W9															
UNK159		90159											20				
	UG/G	W9															
UNK162		90162															200
	UG/G	W9															
UNK163		90163											60				
	UG/G	W9															
UNK175		90175											300				
	UG/G	W9															
UNK178		90178											90				3
	UG/G	W9															
UNK179		90179															
	UG/G	W9															
UNK190		90190															
	UG/G	W9															
UNK193		90193										100	60				
	UG/G	W9															
UNK514		90514															
	UG/G	Q9															
UNK519		90519															
	UG/G	Q9															
UNK525		90525															
	UG/G	Q9															
UNK526		90526															
	UG/G	Q9															
UNK529		90529															
	UG/G	Q9															
UNK543		90543										10					
	UG/G	Q9															
UNK545		90545															
	UG/G	Q9															
UNK544		90544										10					
	UG/G	Q9															
UNK548		90548															
	UG/G	Q9															
UNK549		90549															
	UG/G	Q9															
UNK55·		90551															
	UG/G	Q9															

PROJECT NUMBER 84936.0300 PROJECT NAME EPA TASK I PHASE II
FIELD GROUP 36-3-1 PROJECT MANAGER JCL
36-3-1RP LAB CODED NAME JOE LONDRICK

PARAMETERS	UNITS	STORET # METHOD	SAMPLE # 3453X 36-3-1 166	3454A 36-3-1 169	3454B 36-3-1 170	3454C 36-3-1 171	3456A 36-3-1 176	3456B 36-3-1 177	3456I 36-3-1 180	3456J 36-3-1 181	3457A 36-3-1 183	3457C 36-3-1 185	3457I 36-3-1 187	3457J 36-3-1 188	3458A 36-3-1 191	3458B 36-3-1 194	3458I 36-3-1 195
DATE			07/29/87	08/03/87	08/03/87	08/03/87	08/04/87	08/04/87	08/04/87	08/04/87	08/05/87	08/05/87	08/05/87	08/05/87	08/06/87	08/06/87	08/06/87
TIME			09:45	07:12	07:30	08:10	07:06	07:38	08:31	09:59	07:14	08:12	07:43	09:24	07:02	07:27	07:54
UNK552		90552										100	60				
	UG/G	Q9															
UNK556		90558															
	UG/G	Q9															
UNK559		90559															
	UG/G	Q9															
UNK561		90561										30	20				
	UG/G	Q9															
UNK562		90562										20	20				
	UG/G	Q9															
UNK563		90563															
	UG/G	Q9															
UNK565		90565															
	UG/G	Q9															
UNK567		90567															
	UG/G	Q9															
UNK569		90569															
	UG/G	Q9															
UNK570		90570															
	UG/G	Q9															
UNK572		90572															
	UG/G	Q9															
UNK574		90574										20					
	UG/G	Q9															
UNK575		90575										20					
	UG/G	Q9															
UNK576		90576										80	20				
	UG/G	Q9															
UNK578		90578										60	10				
	UG/G	Q9															
UNK579		90579										70	20				
	UG/G	Q9															
UNK581		90581										500	300				
	UG/G	Q9															
UNK583		90583															
	UG/G	Q9															
UNK584		90584										8					
	UG/G	Q9															
UNK586		90586										20					
	UG/G	Q9															
UNK587		90587										20					
	UG/G	Q9															
UNK588		90588						0.7				20				0.8	
	UG/G	Q9															
UNK591		90591							0.9			600	300			2	
	UG/G	Q9															

PROJECT NUMBER 64936.0300 PROJECT NAME PMA TASK 1 PHASE 01
FIELD GROUP 36-3-1 PROJECT MANAGER JJK
36-3-1RP LAB COORDINATOR JOE VONDRICK

PARAMETERS	UNITS	STORET # METHOD	SAMPLE ID # 3453X 36-3-1 166	3454A 36-3-1 169	3454B 36-3-1 170	3454C 36-3-1 171	3456A 36-3-1 176	3456B 36-3-1 177	3456X 36-3-1 180	3456Y 36-3-1 181	3457A 36-3-1 183	3457C 36-3-1 185	3457X 36-3-1 187	3457Y 36-3-1 188	3458A 36-3-1 190	3458X 36-3-1 194	3458Y 36-3-1 195
DATE			07/29/87	08/03/87	08/03/87	08/03/87	08/04/87	08/04/87	08/04/87	08/04/87	08/05/87	08/05/87	08/05/87	08/05/87	08/06/87	08/06/87	08/06/87
TIME			09:45	07:12	07:30	08:10	07:06	07:38	08:11	09:59	07:14	08:12	07:47	08:24	07:02	07:27	07:54
UNK592		90592										100	40				
	UG/G	Q9															
UNK594		90594														3	
	UG/G	Q9															
UNK595		90595										50	10			4	
	UG/G	Q9															
UNK596		90596										700	200			2	
	UG/G	Q9															
UNK597		90597														0.8	
	UG/G	Q9															
UNK598		90598										10					
	UG/G	Q9															
UNK601		90601										60	10			2	
	UG/G	Q9															
UNK603		90603										20	10				
	UG/G	Q9															
UNK605		90605														1	
	UG/G	Q9															
UNK607		90607										20	30				
	UG/G	Q9															
UNK608		90608										20					
	UG/G	Q9															
UNK609		90609										30					
	UG/G	Q9															
UNK611		90611										10					
	UG/G	Q9															
UNK612		90612															
	UG/G	Q9															
UNK613		90613										100	20				
	UG/G	Q9															
UNK614		90614														2	
	UG/G	Q9															
UNK615		90615										8					
	UG/G	Q9															
UNK616		90616										20					
	UG/G	Q9															
UNK617		90617															
	UG/G	Q9															
UNK618		90618										300	70				
	UG/G	Q9															
UNK619		90619										10					
	UG/G	Q9															
UNK621		90621															
	UG/G	Q9															
UNK622		90622										50					
	UG/G	Q9															

PROJECT NUMBER 84936.0300 PROJECT NAME EMA TASK 1 PHASE
FIELD GROUP 36-3-1 PROJECT MANAGER J.J.
36-3-1RP LAB COORDINATOR JOE JONGEJAN

PARAMETERS	UNITS	STORET # METHOD	SAMPLE ID # 3453A 36-3-1 166	3454A 36-3-1 169	3454B 36-3-1 170	3454C 36-3-1 171	3456A 36-3-1 176	3456B 36-3-1 177	3456A 36-3-1 180	3456 36-3-1 183	3457A 36-3-1 63	3457B 36-3-1 185	3457 36-3-1 67	3458A 36-3-1 188	3458B 36-3-1 192	3458 36-3-1 194	3459 36-3-1 195
DATE			07/29/87	08/03/87	08/03/87	08/03/87	08/04/87	08/04/87	08/04/87	08/04/87	08/05/87	08/05/87	08/05/87	08/05/87	08/06/87	08/06/87	08/06/87
TIME			09:45	07:12	07:30	08:10	07:06	07:38	08:11	09:55	07:14	08:12	07:40	08:24	07:02	07:27	07:54
UNK623		90623															
	UG/G	09															
UNK624		90624															
	UG/G	09															
UNK625		90625										20	0				
	UG/G	09															
UNK626		90626										9					
	UG/G	09															
UNK627		90627											10				
	UG/G	09															
UNK628		90628															
	UG/G	09															
UNK629		90629															
	UG/G	09															
UNK630		90630										8?	20				
	UG/G	09															
UNK631		90631										10	70				
	UG/G	09															
UNK632		90632										70	40				
	UG/G	09															
UNK633		90633															
	UG/G	09															
UNK634		90634										20					
	UG/G	09															
UNK635		90635															
	UG/G	09															
UNK636		90636															
	UG/G	09															
UNK638		90638															
	UG/G	09															
UNK639		90639										9					
	UG/G	09															
UNK641		90641															
	UG/G	09															
UNK642		90642															
	UG/G	09															
UNK643		90643															
	UG/G	09															
UNK644		90644															
	UG/G	09															
UNK646		90646															
	UG/G	09															
UNK648		90648															
	UG/G	09															
UNK649		90649															
	UG/G	09															

ENVIRONMENTAL SCIENCE & ENGINEERING [illegible]

PROJECT NUMBER 84936 0301 PROJECT NAME [illegible] PHASE [illegible]
FIELD GROUP 36-3-1 PROJECT MANAGER [illegible]
36-3-1PP LAB COORDINATOR [illegible] VONDRICK

SAMPLE ID #

PARAMETERS	UNITS	STORET # / METHOD	3453X	3454A	3454B	3454C	3456A	3456B	3456	3456	3457A	3457C	3457	3457	3458A	3458X	3458X
			36-3-1	36-3-1	36-3-1	36-3-1	36-3-1	36-3-1	36-3-1	36-3-1	36-3-1	36-3-1	[illegible]	[illegible]	36-3-1	36-3-1	36-3-1
			166	169	170	171	176	177	[illegible]	18	183	185	[illegible]	[illegible]	19[illegible]	194	195
DATE			07.29.87	08.03.87	08.03.87	08.03.87	08.04.87	08.04.87	08.04.87	08.04.87	08.05.87	08.05.87	08.05.87	08.05.87	08.06.87	08.06.87	08.06.87
TIME			09:45	07:12	07:30	08:10	07:06	07:3[illegible]	[illegible]	09:59	07:14	08:12	[illegible]	[illegible]	07:02	07:27	07:54
UNK651		90651															
	UG/G	09															
UNK668		90668															
	UG/G	09															

PROJECT NUMBER 84936.0300 PROJECT NAME PMA TEST PHASE I
FIELD GROUP 36-3-1 PROJECT MANAGER J.S.
36-3-1PP LAB COORDINATOR JOE VONDRICK

PARAMETERS	STORET # / METHOD	SAMPLE ID # 34582 / 36-3-1 / 196
DATE		08/06/87
TIME		08:49
SAMPLE TYPE	71999 / 0	SO
SITE TYPE 1	99759 / 0	BORE
SAMPLE DEPTH	99758A / 0	13.0
FT		
SAMPLING TECHNIQUE	72005 / 0	S
INSTALLATION CODE	99720 / 0	PA
SAMPLE		
MOISTURE	70320 / 1	18.9
%WET WT		
HEXACHLOROCYCLOPENT-ADIENE	98647 / SS9A	<0.003
UG/G-DRY		
ALDRIN,SED	98356 / SS9A	<0.182
UG/G- DRY		
ISODRIN	98649 / SS9A	0.021
UG/G-DRY		
DDE,PP'	98363 / SS9A	<0.001
UG/G-DRY		
DIELDRIN	98365 / SS9A	<0.121
UG/G-DRY		
ENDRIN	98369 / SS9A	0.534
UG/G-DRY.		
DDT,PP'	98364 / SS9A	<0.002
UG/G-DRY		
CHLORDANE,SED	98361 / SS9A	<0.111
UG/G- DRY		
DIMP	98645 / TT9	NA
UG/G-DRY		
DMMP	98657 / TT9	NA
UG/G-DRY		
DMDS	98697 / UU9	<0.692
UG/G-DRY		
1,4 OXATHIANE	98644 / UU9	<0.856
UG/G-DRY		
1,4 DITHIANE	98650 / UU9	<0.571
UG/G- DRY		
P-CLPHENYLMETHY-SULFIDE	98653 / UU9	<1.08
UG/G-DRY		
BENZOTHIAZOLE	97302 / UU9	<1.08
UG/G		
P-CLPHENYLMETHY-SULFOXIDE	98654 / UU9	<2.25
UG/G-DRY		
P-CLPHENYLMETHY-SULFONE	98703 / UU9	<2.37
UG/G-DRY		

PROJECT NUMBER 8499# 0300 PROJECT NAME EMA TASK 1 PHASE
FIELD GROUP 36-3-1 PROJECT MANAGER JJL
36-3-1RP LAB COORDINATOR JOE LONDRICK

SAMPLE ID #

PARAMETERS	STORET #	34582 36-3-1
UNITS	METHOD	196
DATE		08 06 87
TIME		08:49
DBCP(NEMAGON)	98652	15.5
UG/G-DRY	UU9	
BICYCLOHEPTADIENE	98686	<5.06
UG/G-DRY	ZZ9	
METHYLISOBUTYLKETONE	98696	<5.24
UG/G-DRY	ZZ9	
DICYCLOPENTADIENE	98651	<5.12
UG/G-DRY	ZZ9	
MERCURY	71921	
UG/G- DRY	E9	
BENZENE	98699	<0.162
UG/G-DRY	WW9	
TOLUENE	98691	4.99
UG/G-DRY	WW9	
ETHYLBENZENE	98688	<0.086
UG/G-DRY	WW9	
M-XYLENE	98695	<0.106
UG/G-DRY	WW9	
O-AND/OR P-XYLENE	98700	<0.172
UG/G-DRY	WW9	
METHYLENE CHLORIDE	98689	<0.30
UG/G-DRY	YY9	
1,1-DICHLOROETHENE	98789	<0.24
UG/G-DRY	YY9	
1,1-DICHLOROETHANE	98683	<0.26
UG/G-DRY	YY9	
TRANS-1,2-DICHLOROET	98687	<0.30
HENE UG/G-DRY	YY9	
CHLOROFORM	98682	<0.20
UG/G-DRY	YY9	
1,2-DICHLOROETHANE	98684	<0.16
UG/G-DRY	YY9	
1,1,1-TRICHLORO-	98692	<0.24
ETHANE UG/G-DRY	YY9	
CARBON TETRACHLORIDE	98680	<0.24
UG/G-DRY	YY9	
TRICHLOROETHENE	98694	<0.16
UG/G-DRY	YY9	
1,1,2-TRICHLORO-	98693	<0.24
ETHANE UG/G-DRY	YY9	
TETRACHLOROETHENE	98690	<0.24
UG/G-DRY	YY9	
CHLOROBENZENE	98681	<0.36
UG/G-DRY	YY9	
MERCURY,SED	71921	
UG/G-DRY	V9	

PROJECT NUMBER 84936 0300 PROJECT NAME RMA TASK PHASE II
FIELD GROUP 36-3-I PROJECT MANAGER JJV
36-3-IRP LAB COORDINATOR JOE VONDRICH

SAMPLE ID #

PARAMETERS	UNITS	STORET # METHOD	34562 36-3-I 196
DATE			08/06/87
TIME			08:49
ALDRIN		98356	
	UG/G-DRY	Q9	
ATRAZINE		98655	
	UG/G-DRY	Q9	
CHLORDANE		98361	
	UG/G-DRY	Q9	
P-CLPHENYLMETHY-		98653	
SULFIDE	UG/G-DRY	Q9	
P-CLPHENYLMETHY-		98654	
SULFOXIDE	UG/G-DRY	Q9	
P-CLPHENYLMETHY-		98703	
SULFONE	UG/G-DRY	Q9	
DBCP(NEMAGON)		98652	
	UG/G-DRY	Q9	
DICYCLOPENTADIENE		98651	
	UG/G-DRY	Q9	
DDE,PP'		98363	
	UG/G-DRY	Q9	
DDT,PP'		98364	
	UG/G-DRY	Q9	
DIELDRIN		98365	
	UG/G-DRY	Q9	
DIMP		98645	
	UG/G-DRY	Q9	
1,4 DITHIANE		98650	
	UG/G-DRY	Q9	
DMMP		98657	
	UG/G-DRY	Q9	
ENDRIN		98369	
	UG/G-DRY.	Q9	
HEXACHLOROCYCLOPENT-		98647	
ADIENE	UG/G-DRY	Q9	
ISODRIN		98649	
	UG/G-DRY	Q9	
MALATHION		98648	
	UG/G-DRY	Q9	
1,4 OXATHIANE		98644	
	UG/G-DRY	Q9	
ETY'PARATHION		98658	
	UG/G-DRY	Q9	
SUPONA		98656	
	UG/G-DRY	Q9	
VAPONA		98646	
	UG/G-DRY	Q9	
DICYCLOPENTADIENE		98651	
	UG/G-DRY	W9	

PROJECT NUMBER 84936 0300 PROJECT NAME RMA TASK 1 PHASE II
FIELD GROUP 36-3-1 PROJECT MANAGER JJV
36-3-1FP LAB COORDINATOR JOE VONDRICK

SAMPLE ID #

PARAMETERS	STORET #	34582 36-3-1
UNITS	METHOD	196
DATE		08/06 87
TIME		08:49
TRANS-1,2-DICHLOROET	98687	
HENE UG/G-DRY	W9	
ETHYLBENZENE	98688	
UG/G-DRY	W9	
METHYLENE CHLORIDE	98689	
UG/G-DRY	W9	
TETRACHLOROETHENE	98690	
UG/G-DRY	W9	
TOLUENE	98691	
UG/G-DRY	W9	
1,1,1-TRICHLORO-	98692	
ETHANE UG/G-DRY	W9	
1,1,2-TRICHLORO-	98693	
ETHANE UG/G-DRY	W9	
TRICHLOROETHENE	98694	
UG/G-DRY	W9	
M-XYLENE	98695	
UG/G-DRY	W9	
MIBK	98696	
UG/G-DRY	W9	
DMDS	98697	
UG/G-DRY	W9	
BENZENE	98699	
UG/G-DRY	W9	
O-AND/OR P-XYLENE	98700	
UG/G-DRY	W9	
CARBON TETRACHLORIDE	98680	
UG/G-DRY	W9	
CHLOROBENZENE	98681	
UG/G-DRY	W9	
CHLOROFORM	98682	
UG/G-DRY	W9	
1,1-DICHLOROETHANE	98683	
UG/G-DRY	W9	
1,2-DICHLOROETHANE	98684	
UG/G-DRY	W9	
BICYCLOHEPTADIENE	98686	
UG/G-DRY	W9	
DBCP(NEMAGON)	98652	
UG/G-DRY	W9	
THIODIGLYCOL	99798	
UG/G	MM9	
CHLOROACETIC ACID	97285	
UG/G	MM9	
IMPA	97382	
UG/G	AAA9	

PROJECT NUMBER 84936 0300 PROJECT NAME RMA TASK - PHASE II
FIELD GROUP 36-3-1 PROJECT MANAGER JJK
36-3-1PP LAB COORDINATOR JOE VONDRICK

SAMPLE ID #

PARAMETERS	STORET #	34582 36-3-1
UNITS	METHOD	196
DATE		05/06/87
TIME		08:49
FLUOROACETIC ACID	97381	
UG/G	AAA9	
MPA	97383	
UG/G	AAA9	
UNK007	90007	
UG/G	W9	
UNK034	90034	
UG/G	W9	
UNK039	90039	
UG/G	W9	
UNK047	90047	
UG/G	W9	
UNK058	90058	
UG/G	W9	
UNK075	90075	
UG/G	W9	
UNK086	90086	
UG/G	W9	
UNK095	90095	
UG/G	W9	
UNK102	90102	
UG/G	W9	
UNK108	90108	
UG/G	W9	
UNK111	90111	
UG/G	W9	
UNK112	90112	
UG/G	W9	
UNK114	90114	
UG/G	W9	
UNK116	90116	
UG/G	W9	
UNK121	90121	
UG/G	W9	
UNK124	90124	
UG/G	W9	
UNK141	90141	
UG/G	W9	
UNK143	90143	
UG/G	W9	
UNK144	90144	
UG/G	W9	
UNK146	90146	
UG/G	W9	
UNK147	90147	
UG/G	W9	

PROJECT NUMBER 84936 0300 PROJECT NAME EPA TASK I PHASE I
FIELD GROUP 36-3-I PROJECT MANAGER JJA
36-3-IRP LAB COORDINATOR JOE CONDRICK

SAMPLE ID #

PARAMETERS	UNITS	STORET # METHOD	34582 36-3-I 196
DATE			08/06/87
TIME			08:49
UNK153		90153	
	UG/G	W9	
UNK156		90156	
	UG/G	W9	
UNK157		90157	
	UG/G	W9	
UNK158		90158	
	UG/G	W9	
UNK159		90159	
	UG/G	W9	
UNK162		90162	
	UG/G	W9	
UNK163		90163	
	UG/G	W9	
UNK175		90175	
	UG/G	W9	
UNK178		90178	
	UG/G	W9	
UNK179		90179	
	UG/G	W9	
UNK190		90190	
	UG/G	W9	
UNK193		90193	
	UG/G	W9	
UNK514		90514	
	UG/G	Q9	
UNK519		90519	
	UG/G	Q9	
UNK525		90525	
	UG/G	Q9	
UNK526		90526	
	UG/G	Q9	
UNK529		90529	
	UG/G	Q9	
UNK543		90543	
	UG/G	Q9	
UNK545		90545	
	UG/G	Q9	
UNK544		90544	
	UG/G	Q9	
UNK548		90548	
	UG/G	Q9	
UNK549		90549	
	UG/G	Q9	
UNK551		90551	
	UG/G	Q9	

PROJECT NUMBER 84936 0300 PROJECT NAME FMA TASK 1 PHASE I
FIELD GROUP 36-3-1 PROJECT MANAGER JJV
36-3-1FP LAB COORDINATOR JOE VONDRICK

SAMPLE ID #

PARAMETERS	UNITS	STORET # METHOD	34582 36-3-1 196
DATE			08/06/87
TIME			08:49
UNK552		90552	
	UG/G	Q9	
UNK558		90556	
	UG/G	Q9	
UNK559		90559	
	UG/G	Q9	
UNK561		90561	
	UG/G	Q9	
UNK562		90562	
	UG/G	Q9	
UNK563		90563	
	UG/G	Q9	
UNK565		90565	
	UG/G	Q9	
UNK567		90567	
	UG/G	Q9	
UNK569		90569	
	UG/G	Q9	
UNK570		90570	
	UG/G	Q9	
UNK572		90572	
	UG/G	Q9	
UNK574		90574	
	UG/G	Q9	
UNK575		90575	
	UG/G	Q9	
UNK576		90576	
	UG/G	Q9	
UNK578		90578	
	UG/G	Q9	
UNK579		90579	
	UG/G	Q9	
UNK581		90581	
	UG/G	Q9	
UNK583		90583	
	UG/G	Q9	
UNK584		90584	
	UG/G	Q9	
UNK586		90586	
	UG/G	Q9	
UNK587		90587	
	UG/G	Q9	
UNK588		90588	
	UG/G	Q9	
UNK591		90591	
	UG/G	Q9	

PROJECT NUMBER 84936 0300 PROJECT NAME PM: TASK I PHASE II
FIELD GROUP 36-3-1 PROJECT MANAGER JJ.
36-3-1PP LAB COORDINATOR JOE VONDRICK

SAMPLE ID #

PARAMETERS	UNITS	STORET # METHOD	3458Z 36-3-1 196
DATE			08/06/87
TIME			08:49
UNK592		90592	
	UG/G	Q9	
UNK594		90594	
	UG/G	Q9	
UNK595		90595	
	UG/G	Q9	
UNK596		90596	
	UG/G	Q9	
UNK597		90597	
	UG/G	Q9	
UNK598		90598	
	UG/G	Q9	
UNK601		90601	
	UG/G	Q9	
UNK603		90603	
	UG/G	Q9	
UNK605		90605	
	UG/G	Q9	
UNK607		90607	
	UG/G	Q9	
UNK608		90608	
	UG/G	Q9	
UNK609		90609	
	UG/G	Q9	
UNK611		90611	
	UG/G	Q9	
UNK612		90612	
	UG/G	Q9	
UNK613		90613	
	UG/G	Q9	
UNK614		90614	
	UG/G	Q9	
UNK615		90615	
	UG/G	Q9	
UNK616		90616	
	UG/G	Q9	
UNK617		90617	
	UG/G	Q9	
UNK618		90618	
	UG/G	Q9	
UNK619		90619	
	UG/G	Q9	
UNK621		90621	
	UG/G	Q9	
UNK622		90622	
	UG/G	Q9	

PROJECT NUMBER 84936 0300 PROJECT NAME EMA TASK 1 PHASE II
FIELD GROUP 36-3-1 PROJECT MANAGER JJV
36-3-1PP LAB COORDINATOR JOE KONDRICK

SAMPLE ID #

PARAMETERS	UNITS	STORET # METHOD	34582 36-3-1 196
DATE			08/06/87
TIME			08:49
UNK623		90623	
	UG/G	Q9	
UNK624		90624	
	UG/G	Q9	
UNK625		90625	
	UG/G	Q9	
UNK626		90626	
	UG/G	Q9	
UNK627		90627	
	UG/G	Q9	
UNK628		90628	
	UG/G	Q9	
UNK629		90629	
	UG/G	Q9	
UNK630		90630	
	UG/G	Q9	
UNK631		90631	
	UG/G	Q9	
UNK632		90632	
	UG/G	Q9	
UNK633		90633	
	UG/G	Q9	
UNK634		90634	
	UG/G	Q9	
UNK635		90635	
	UG/G	Q9	
UNK636		90636	
	UG/G	Q9	
UNK638		90638	
	UG/G	Q9	
UNK639		90639	
	UG/G	Q9	
UNK641		90641	
	UG/G	Q9	
UNK642		90642	
	UG/G	Q9	
UNK643		90643	
	UG/G	Q9	
UNK644		90644	
	UG/G	Q9	
UNK646		90646	
	UG/G	Q9	
UNK648		90648	
	UG/G	Q9	
UNK649		90649	
	UG/G	Q9	

PROJECT NUMBER 84936 0300 PROJECT NAME RMA TASK 1 PHASE II
FIELD GROUP 36-3-1 PROJECT MANAGER JJV
36-3-1RP LAB COORDINATOR JOE VONDRICK

SAMPLE ID #

PARAMETERS	UNITS	STORET # METHOD	34582 36-3-1 196
DATE			08/06/87
TIME			08:49
UNK651		90651	
	UG/G	Q9	
UNK668		90668	
	UG/G	Q9	

PROJECT NUMBER 84936 0300 PROJECT NAME RMA TASK 1
FIELD GROUP TIMB PROJECT MANAGER
ALL LAB COORDINATOR JOE VONDRICK

PARAMETERS	STORET #	BLK TIMB	BLK TIMB	BLK TIMB	BLK TIMB	BLK TIMB	BLK TIMB	BLK TIMB	BLK TIMB	BLK TIMB	BLK TIMB	BLK TIMB	BLK TIMB	BLK TIMB	BLK TIMB
		SAMPLE ID/#													
UNITS	METHOD	64	65	145	146	43	44	45	23	24	25	26	27	28	29
DATE		07/21/87	08/03/87	06/30/87	07/14/87	07/21/87	08/03/87	08/05/87	07/06/87	07/14/87	07/21/87	07/13/87	07/27/87	07/29/87	08/03/87
TIME		00:00	00:00	00:00	00:00	00:00	00:00	00:00	00:00	00:00	00:00	00:00	00:00	00:00	00:00
SAMPLE TYPE	71999	SO	SO	SO	SO	SO	SO	SO	SO	SO	SO	SO	SO	SO	SO
	0														
SITE TYPE 1	99759	QCMB	QCMB	QCMB	QCMB	QCMB	QCMB	QCMB	QCMB	QCMB	QCMB	QCMB	QCMB	QCMB	QCMB
	0														
SAMPLE DEPTH	99758	0.0	0.0	0.0	0.0	0.0	0.0	0.0	0.0	0.0	0.0	0.0	0.0	0.0	0.0
CM	0														
SAMPLING TECHNIQUE	72005	G	G	G	G	G	G	G	RK	G	G	G	G	G	G
	0														
INSTALLATION CODE	99720	RK	RK	RK	RK	RK	RK	RK	RK	RK	RK	RK	RK	RK	RK
SAMPLE	0														
MOISTURE	70320	2.4	2.4	2.4	2.4	2.4	2.4	2.4	2.4	2.4	2.4	2.4	2.4	2.4	2.4
%WET WT	0														
IMPA	97362	<2.10	<2.10												
UG/G	AAA9														
FLUOROACETIC ACID	97361	NA	<2.00												
UG/G	AAA9														
MPA	97363	<2.00	<2.00												
UG/G	AAA9														
MERCURY	71921			<0.070	<0.070										
UG/G- DRY	E9														
THIODIGLYCOL	99798					<2.55	<2.55	<2.55							
UG/G	MM9														
CHLOROACETIC ACID	97285					<18.0	<18.0	<18.0							
UG/G	MM9														
DIMP	98645								<0.114	<0.114	<0.114	<0.114	<0.114	<0.114	<0.114
UG/G-DRY	TT9														
DMMP	98657								<0.133	<0.133	<0.133	<0.133	<0.133	<0.133	<0.133
UG/G-DRY	TT9														

PROJECT NUMBER 84936 0300 PROJECT NAME RMA TASK 1
FIELD GROUP TIMB PROJECT MANAGER
ALL LAB COORDINATOR JOE VONDRICK

PARAMETERS	STORET #	SAMPLE ID/# BLK TIMB 167	BLK TIMB 168	BLK TIMB 169	BLK TIMB 170	BLK TIMB 171	BLK TIMB 172	BLK TIMB 173	BLK TIMB 181	BLK TIMB 182	BLK TIMB 183	BLK TIMB 184	BLK TIMB 185	BLK TIMB 186	BLK TIMB 187	BLK TIMB 28
UNITS	METHOD															
DATE		07/06/87	07/09/87	07/14/87	07/21/87	07/27/87	07/29/87	08/03/87	07/06/87	07/08/87	07/14/87	07/21/87	07/27/87	07/29/87	08/03/87	07/06/87
TIME		00:00	00:00	00:00	00:00	00:00	00:00	00:00	00:00	00:00	00:00	00:00	00:00	00:00	00:00	00:00
SAMPLE TYPE	71999 0	SO	SO	SO	SO	SO	SO	SO	SO	SO	SO	SO	SO	SO	SO	SO
SITE TYPE 1	99759 0	QCMB	QCMB	QCMB	QCMB	QCMB	QCMB	QCMB	QCMB	QCMB	QCMB	QCMB	QCMB	QCMB	QCMB	QCMB
SAMPLE DEPTH	99756 0	0.0	0.0	0.0	0.0	0.0	0.0	0.0	0.0	0.0	0.0	0.0	0.0	0.0	0.0	0.0
CM																
SAMPLING TECHNIQUE	72005 0	G	G	G	G	G	G	G	G	G	G	G	G	G	G	G
INSTALLATION CODE	99720 0	RK	RK	RK	RK	RK	RK	RK	RK	RK	RK	RK	RK	RK	RK	RK
SAMPLE																
MOISTURE	70320 0	2.4	2.4	2.4	2.4	2.4	2.4	2.4	2.4	2.4	2.4	2.4	2.4	2.4	2.4	2.4
%WET WT																
DBCP(NEMAGON)	98652	<0.005	<0.005	<0.005	<0.005	<0.005	<0.005	<0.005								
UG/G-DRY	U9															
DMDS	98697								<0.692	<0.692	<0.692	<0.692	<0.692	<0.692	<0.692	
UG/G-DRY	UU9								<0.656	<0.856	<0.856	<0.856	<0.856	<0.856	<0.856	
1,4 OXATHIANE	98644															
UG/G-DRY	UU9								<0.571	<0.571	<0.571	<0.571	<0.571	<0.571	<0.571	
1,4 DITHIANE	98650															
UG/G-DRY	UU9								<1.08	<1.08	<1.08	<1.08	<1.08	<1.08	<1.08	
P-CLPHENYLMETHY-	98653															
SULFIDE UG/G-DRY	UU9								<1.08	<1.08	<1.08	<1.08	<1.08	<1.08	<1.08	
BENZOTHIAZOLE	97302															
UG/G	UU9								<2.25	<2.25	<2.25	<2.25	<2.25	<2.25	<2.25	
P-CLPHENYLMETHY-	98654															
SULFOXIDE UG/G-DRY	UU9								<2.37	<2.37	<2.37	<2.37	<2.37	<2.37	<2.37	
P-CLPHENYLMETHY-	98703															
SULFONE UG/G-DRY	UU9															
MERCURY,SED	71921															<0.0
UG/G-DRY	V9															

ENVIRONMENTAL SCIENCE & ENGINEERING 05/11/88 PAGE# 1

PROJECT NUMBER 64936 0300 PROJECT NAME RMA TASK 1
FIELD GROUP TIMB PROJECT MANAGER
ALL LAB COORDINATOR JOE VONDRICK

PARAMETERS	STORET #	BLK TIMB	BLK TIMB	BLK TIMB	BLK TIMB	BLK TIMB	BLK TIMB	BLK TIMB	BLK TIMB	BLK TIMB	BLK TIMB	BLK TIMB	BLK TIMB	BLK TIMB
UNITS	METHOD	105	106	107	108	84	85	86	87	88	89	90	91	92
		SAMPLE ID.#												
DATE		07/15/87	07/23/87	07/28/87	08/04/87	07/15/87	07/23/87	07/23/87	07/28/87	08/05/87	08/04/87	07/30/87	08/04/87	08/06/87
TIME		00:00	00:00	00:00	00:00	00:00	00:00	00:00	00:00	00:00	00:00	00:00	00:00	00:00
SAMPLE TYPE	71999 0	SO	SO	SO	SO	SO	SO	SO	SO	SO	SO	SO	SO	SO
SITE TYPE 1	99759 0	QCMB	QCMB	QCMB	QCMB	QCMB	QCMB	QCMB	QCMB	QCMB	QCMB	QCMB	QCMB	QCMB
SAMPLE DEPTH CM	99758 0	0.0	0.0	0.0	0.0	0.0	0.0	0.0	0.0	0.0	0.0	0.0	0.0	0.0
SAMPLING TECHNIQUE	72005 0	G	G	G	G	G	G	G	G	G	G	G	G	G
INSTALLATION CODE	99720 0	RA	RA	RA	RA	RA	RI	RA	RA	RA	RA	RA	RA	RA
SAMPLE MOISTURE %WET WT	70320 0	2.4	2.4	2.4	2.4	2.4	2.4	2.4	2.4	2.4	2.4	2.4	2.4	2.4
ALDRIN UG/G-DRY	98356 Q9	<0.94	<0.94	<0.94	<0.94									
ATRAZINE UG/G-DRY	98655 Q9	<0.73	<0.73	<0.73	<0.73									
CHLORDANE UG/G-DRY	98361 Q9	<1.5	<1.5	<1.5	<1.5									
P-CLPHENYLMETHY-SULFIDE UG/G-DRY	98653 Q9	<0.25	<0.25	<0.25	<0.25									
P-CLPHENYLMETHY-SULFOXIDE UG/G-DRY	98654 Q9	<0.35	<0.35	<0.35	<0.35									
P-CLPHENYLMETHY-SULFONE UG/G-DRY	98703 Q9	<0.29	<0.29	<0.29	<0.29									
DBCP(NEMAGON) UG/G-DRY	98652 Q9	<0.33	<0.33	<0.33	<0.33									
DICYCLOPENTADIENE UG/G-DRY	98651 Q9	<0.26	<0.26	<0.26	<0.26									
DDE,PP' UG/G-DRY	98363 Q9	<0.29	<0.29	<0.29	<0.29									
DDT,PP' UG/G-DRY	98364 Q9	<0.37	<0.37	<0.37	<0.37									
DIELDRIN UG/G-DRY	98365 Q9	<0.25	<0.25	<0.25	<0.25									
DIMP UG/G-DRY	98645 Q9	<0.50	<0.50	<0.50	<0.50									
1,4 DITHIANE UG/G-DRY	98650 Q9	<0.25	<0.25	<0.25	<0.25									
DMMP UG/G-DRY	98657 Q9	<1.5	<1.5	<1.5	<1.5									
ENDRIN UG/G-DRY	98369 Q9	<0.70	<0.70	<0.70	<0.70									
HEXACHLOROCYCLOPENT-ADIENE UG/G-DRY	98647 Q9	<1.1	<1.1	<1.1	<1.1									
ISODRIN UG/G-DRY	98649 Q9	<0.33	<0.33	<0.33	<0.33									

PROJECT NUMBER 84936 0300 PROJECT NAME RMA TASK 1
FIELD GROUP TIMB PROJECT MANAGER
ALL LAB COORDINATOR JOE VONDRICK

PARAMETERS	STORET #	SAMPLE ID/# BLK TIMB 105	BLK TIMB 106	BLK TIMB 107	BLK TIMB 108	BLK TIMB 84	BLK TIMB 85	BLK TIMB 86	BLK TIMB 87	BLK TIMB 88	BLK TIMB 89	BLK TIMB 90	BLK TIMB 91	BLK TIMB 92
UNITS	METHOD													
DATE		07 15 87	07 23 87	07/28 87	08 04 87	07 15 87	07/23/87	07/23 87	07/28/87	08/05/87	08/04 87	07/30/87	08/04/87	08/06 87
TIME		00:00	00:00	00:00	00:00	00:00	00:00	00:00	00:00	00:00	00:00	00:00	00:00	00:00
MALATHION	98648	<0.59	<0.59	<0.59	<0.59									
UG/G-DRY	Q9													
1,4 OXATHIANE	98644	<0.26	<0.26	<0.26	<0.26									
UG/G-DRY	Q9													
ETY PARATHION	98658	<0.63	<0.63	<0.63	<0.63									
UG/G-DRY	Q9													
SUPONA	98656	<0.49	<0.49	<0.49	<0.49									
UG/G-DRY	Q9													
VAPONA	98646	<0.25	<0.25	<0.25	<0.25									
UG/G-DRY	Q9													
DICYCLOPENTADIENE	98651					<0.30	<0.30	<0.30	<0.30	<0.30	<0.30	<0.30	<0.30	<0.30
UG/G-DRY	W9													
TRANS-1,2-DICHLOROET	98667					<0.30	<0.30	<0.30	<0.30	<0.30	<0.30	<0.30	<0.30	<0.30
HENE UG/G-DRY	W9													
ETHYLBENZENE	98686					<0.30	<0.30	<0.30	<0.30	<0.30	<0.30	<0.30	<0.30	<0.30
UG/G-DRY	W9													
METHYLENE CHLORIDE	98689					1.4	0.94	0.34	0.63	0.43	0.46	0.47	1.5	0.82
UG/G-DRY	W9													
TETRACHLOROETHENE	98690					<0.30	<0.30	<0.30	<0.30	<0.30	<0.30	<0.30	<0.30	<0.30
UG/G-DRY	W9													
TOLUENE	98691					<0.30	<0.30	<0.30	<0.30	<0.30	<0.30	<0.30	<0.30	<0.30
UG/G-DRY	W9													
1,1,1-TRICHLORO-	98692					<0.30	<0.30	<0.30	<0.30	<0.30	<0.30	<0.30	<0.30	<0.30
ETHANE UG/G-DRY	W9													
1,1,2-TRICHLORO-	98693					<0.30	<0.30	<0.30	<0.30	<0.30	<0.30	<0.30	<0.30	<0.30
ETHANE UG/G-DRY	W9													
TRICHLOROETHENE	98694					<0.30	<0.30	<0.30	<0.30	<0.30	<0.30	<0.30	<0.30	<0.30
UG/G-DRY	W9													
M-XYLENE	98695					<0.30	<0.30	<0.30	<0.30	<0.30	<0.30	<0.30	<0.30	<0.30
UG/G-DRY	W9													
MIBK	98696					<0.50	<0.50	<0.50	<0.50	<0.50	<0.50	<0.50	<0.50	<0.50
UG/G-DRY	W9													
DMDS	98697					<0.30	<0.30	<0.30	<0.30	<0.30	<0.30	<0.30	<0.30	<0.30
UG/G-DRY	W9													
BENZENE	98699					<0.30	<0.30	<0.30	<0.30	<0.30	<0.30	<0.30	<0.30	<0.30
UG/G-DRY	W9													
O-AND/OR P-XYLENE	98700					<0.50	<0.50	<0.50	<0.50	<0.50	<0.50	<0.50	<0.50	<0.50
UG/G-DRY	W9													
CARBON TETRACHLORIDE	98680					<0.30	<0.30	<0.30	<0.30	<0.30	<0.30	<0.30	<0.30	<0.30
UG/G-DRY	W9													
CHLOROBENZENE	98681					<0.30	<0.30	<0.30	<0.30	<0.30	<0.30	<0.30	<0.30	<0.30
UG/G-DRY	W9													
CHLOROFORM	98682					<0.30	<0.30	<0.30	<0.30	<0.30	<0.30	<0.30	<0.30	<0.30
UG/G-DRY	W9													
1,1-DICHLOROETHANE	98683					<0.30	<0.30	<0.30	<0.30	<0.30	<0.30	<0.30	<0.30	<0.30
UG/G-DRY	W9													

PROJECT NUMBER 84936 0300 PROJECT NAME RMA TASK 1
FIELD GROUP TIMB PROJECT MANAGER
ALL LAB COORDINATOR JOE VONDRICK

PARAMETERS	STORET #	SAMPLE ID/#												
		BLK	BLK	BLK	BLK	BLK	BLK	BLK	BLK	BLK	BLK	BLK	BLK	BLK
		TIMB	TIMB	TIMB	TIMB	TIMB	TIMB	TIMB	TIMB	TIMB	TIMB	TIMB	TIMB	TIMB
UNITS	METHOD	105	106	107	108	84	85	86	87	88	89	90	91	92
DATE		07/15/87	07/23/87	07/28/87	08/04/87	07/15/87	07/23/87	07/23/87	07/28/87	08/05/87	08/04/87	07/30/87	08/04/87	08/06/87
TIME		00:00	00:00	00:00	00:00	00:00	00:00	00:00	00:00	00:00	00:00	00:00	00:00	00:00
1,2-DICHLOROETHANE	98684					<0.30	<0.30	<0.30	<0.30	<0.30	<0.30	<0.30	<0.30	<0.30
UG/G-DRY	W9													
BICYCLOHEPTADIENE	98686					<0.30	<0.30	<0.30	<0.30	<0.30	<0.30	<0.30	<0.30	<0.30
UG/G-DRY	W9													
DBCP(NEMAGON)	98652					<0.30	<0.30	<0.30	<0.30	<0.30	<0.30	<0.30	<0.30	<0.30
UG/G-DRY	W9													

ENVIRONMENTAL SCIENCE & ENGINEERING 05/11/88 PAGE# 1

PROJECT NUMBER 84936 0300 PROJECT NAME RMA TASK 1
FIELD GROUP TIMB PROJECT MANAGER
ALL LAB COORDINATOR JOE VONDRICK

PARAMETERS	STORET #	SAMPLE ID/# BLK TIMB 16	BLK TIMB 17	BLK TIMB 18	BLK TIMB 19	BLK TIMB 241	BLK TIMB 242	BLK TIMB 243	BLK TIMB 244	BLK TIMB 245	BLK TIMB 246	BLK TIMB 221	BLK TIMB 222	BLK TIMB 223	BLK TIMB 224	BLK TIMB 225
UNITS	METHOD															
DATE		07/06/87	07/06/87	07/14/87	07/21/87	07/06/87	07/14/87	07/21/87	07/27/87	07/30/87	08/05/87	07/06/87	07/14/87	07/21/87	07/27/87	07/30/87
TIME		00:00	00:00	00:00	00:00	00:00	00:00	00:00	00:00	00:00	00:00	00:00	00:00	00:00	00:00	00:00
SAMPLE TYPE	71999 0	SO	SO	SO	SO	SO	SO	SO	SO	SO	SO	SO	SO	SO	SO	SO
SITE TYPE 1	99759 0	QCMB	QCMB	QCMB	QCMB	QCMB	QCMB	QCMB	QCMB	QCMB	QCMB	QCMB	QCMB	QCMB	QCMB	QCMB
SAMPLE DEPTH	99758 0	0.0	0.0	0.0	0.0	0.0	0.0	0.0	0.0	0.0	0.0	0.0	0.0	0.0	0.0	0.0
CM																
SAMPLING TECHNIQUE	72005 0	G	G	G	G	G	G	G	G	G	G	G	G	G	G	G
INSTALLATION CODE	99720 0	RK	RK	RK	RK	RK	RK	RK	RK	RK	RK	RK	RK	RK	RK	RK
SAMPLE																
MOISTURE	70320 0	2.4	2.4	2.4	2.4	2.4	2.4	2.4	2.4	2.4	2.4	2.4	2.4	2.4	2.4	2.4
%WET WT																
HEXACHLOROCYCLOPENT-ADIENE UG/G-DRY	98647 SS9A	<0.003	<0.003	<0.003	0.014											
ALDRIN,SED	98356	<0.002	<0.002	<0.002	<0.002											
UG/G- DRY	SS9A															
ISODRIN	98649	<0.001	<0.001	<0.001	<0.001											
UG/G-DRY	SS9A															
DDE,PP'	98363	<0.001	<0.001	<0.001	<0.001											
UG/G-DRY	SS9A															
DIELDRIN	98365	<0.001	<0.001	<0.001	<0.001											
UG/G-DRY	SS9A															
ENDRIN	98369	<0.001	<0.001	<0.001	<0.001											
UG/G-DRY.	SS9A															
DDT,PP'	98364	<0.002	<0.002	<0.002	<0.002											
UG/G-DRY	SS9A															
CHLORDANE,SED	98361	<0.111	<0.111	<0.111	<0.111											
UG/G- DRY	SS9A															
BENZENE	98699					<0.081	<0.081	<0.081	<0.081	<0.081	<0.081					
UG/G-DRY	WW9															
TOLUENE	98691					<0.096	<0.096	<0.096	<0.096	<0.096	<0.096					
UG/G-DRY	WW9															
ETHYLBENZENE	98688					<0.043	<0.043	<0.043	<0.043	<0.043	<0.043					
UG/G-DRY	WW9															
M-XYLENE	98695					<0.053	<0.053	<0.053	<0.053	<0.053	<0.053					
UG/G-DRY	WW9															
O-AND/OR P-XYLENE	98700					<0.086	<0.086	<0.086	<0.086	<0.086	<0.086					
UG/G-DRY	WW9															
METHYLENE CHLORIDE	98689											<0.15	<0.15	<0.15	<0.15	<0.15
UG/G-DRY	YY9															
1,1-DICHLOROETHENE	98769											<0.12	<0.12	<0.12	<0.12	<0.12
UG/G-DRY	YY9															
1,1-DICHLOROETHANE	98663											<0.13	<0.13	<0.13	<0.13	<0.13
UG/G-DRY	YY9															
TRANS-1,2-DICHLORDET	98687											<0.15	<0.15	<0.15	<0.15	<0.15
HENE UG/G-DRY	YY9															

PROJECT NUMBER 84936 0300 PROJECT NAME RMA TASK 1
FIELD GROUP TIMB PROJECT MANAGER
ALL LAB COORDINATOR JOE VONDRICK

PARAMETERS	STORET #	SAMPLE ID/# BLK TIMB 16	BLK TIMB 17	BLK TIMB 18	BLK TIMB 19	BLK TIMB 241	BLK TIMB 242	BLK TIMB 243	BLK TIMB 244	BLK TIMB 245	BLK TIMB 246	BLK TIMB 221	BLK TIMB 222	BLK TIMB 223	BLK TIMB 224	BLK TIMB 225
UNITS	METHOD															
DATE		07/06/87	07/06/87	07/14/87	07/21/87	07/06/87	07/14/87	07/21/87	07/27/87	07/30/87	08/05/87	07/06/87	07/14/87	07/21/87	07/27/87	07/30/87
TIME		00:00	00:00	00:00	00:00	00:00	00:00	00:00	00:00	00:00	00:00	00:00	00:00	00:00	00:00	00:00
CHLOROFORM	98662											<0.10	<0.10	<0.10	<0.10	<0.10
UG/G-DRY	YY9															
1,2-DICHLOROETHANE	98684											<0.08	<0.08	<0.08	<0.08	<0.08
UG/G-DRY	YY9															
1,1,1-TRICHLORO-	98692											<0.12	<0.12	<0.12	<0.12	<0.12
ETHANE UG/G-DRY	YY9															
CARBON TETRACHLORIDE	98680											<0.12	<0.12	<0.12	<0.12	<0.12
UG/G-DRY	YY9															
TRICHLOROETHENE	98694											<0.09	<0.09	<0.09	<0.09	<0.09
UG/G-DRY	YY9															
1,1,2-TRICHLORO-	98693											<0.12	<0.12	<0.12	<0.12	<0.12
ETHANE UG/G-DRY	YY9															
TETRACHLOROETHENE	98690											<0.12	<0.12	<0.12	<0.12	<0.12
UG/G-DRY	YY9															
CHLOROBENZENE	98681											<0.18	<0.18	<0.18	<0.18	<0.18
UG/G-DRY	YY9															
BICYCLOHEPTADIENE	98686															
UG/G-DRY	ZZ9															
METHYLISOBUTYLKETONE	98696															
UG/G-DRY	ZZ9															
DICYCLOPENTADIENE	98651															
UG/G-DRY	ZZ9															

PROJECT NUMBER 84936 0300 PROJECT NAME RMA TASK 1
FIELD GROUP TIMB PROJECT MANAGER
ALL LAB COORDINATOR JOE VONDRICK

PARAMETERS	STORET #	SAMPLE ID/# BLK TIMB 226	BLK TIMB 201	BLK TIMB 202	BLK TIMB 203	BLK TIMB 204	BLK TIMB 205	BLK TIMB 206	BLK TIMB 207
UNITS	METHOD								
DATE		08/05/87	07/06/87	07/09/87	07/14/87	07/21/87	07/27/87	07/29/87	08/03/87
TIME		00:00	00:00	00:00	00:00	00:00	00:00	00:00	00:00
SAMPLE TYPE	71999	SO	SO	SO	SO	SO	SO	SO	SO
	0								
SITE TYPE 1	99759	QCMB	QCMB	QCMB	QCMB	QCMB	QCMB	QCMB	QCMB
	0								
SAMPLE DEPTH	99758	0.0	0.0	0.0	0.0	0.0	0.0	0.0	0.0
CM	0								
SAMPLING TECHNIQUE	72005	G	G	G	G	G	G	G	G
	0								
INSTALLATION CODE	99720	RA	RA	RA	RA	RA	RA	RA	RA
SAMPLE	0								
MOISTURE	70320	2.4	2.4	2.4	2.4	2.4	2.4	2.4	2.4
%WET WT	0								
HEXACHLOROCYCLOPENT-	98647								
ADIENE UG G-DRY	SS9A								
ALDRIN,SED	98356								
UG/G- DRY	SS9A								
ISODRIN	98649								
UG/G-DRY	SS9A								
DDE,PP'	98363								
UG/G-DRY	SS9A								
DIELDRIN	98365								
UG/G-DRY	SS9A								
ENDRIN	98369								
UG/G-DRY.	SS9A								
DDT,PP'	98364								
UG/G-DRY	SS9A								
CHLORDANE,SED	98361								
UG/G- DRY	SS9A								
BENZENE	98699								
UG/G-DRY	WW9								
TOLUENE	98691								
UG/G-DRY	WW9								
ETHYLBENZENE	98688								
UG/G-DRY	WW9								
M-XYLENE	98695								
UG/G-DRY	WW9								
O-AND/OR P-XYLENE	98700								
UG/G-DRY	WW9								
METHYLENE CHLORIDE	98689	<0.15							
UG/G-DRY	YY9								
1,1-DICHLOROETHENE	98769	<0.12							
UG/G-DRY	YY9								
1,1-DICHLOROETHANE	98683	<0.13							
UG/G-DRY	YY9								
TRANS-1,2-DICHLOROET	98687	<0.15							
HENE UG/G-DRY	YY9								

PROJECT NUMBER 6493E 0300 PROJECT NAME RMA TASK 1
FIELD GROUP TIMB PROJECT MANAGER
ALL LAB COORDINATOR JOE VONDRICK

PARAMETERS	STORET #	BLK TIMB	BLK TIMB	BLK TIMB	BLK TIMB	BLK TIMB	BLK TIMB	BLK TIMB	BLK TIMB
UNITS	METHOD	226	201	202	203	204	205	206	207
					SAMPLE ID/#				
DATE		08/05/87	07/06/87	07/09/87	07/14/87	07/21/87	07/27/87	07/29/87	08/03/87
TIME		00:00	00:00	00:00	00:00	00:00	00:00	00:00	00:00
CHLOROFORM	98682	<0.10							
UG/G-DRY	YY9								
1,2-DICHLOROETHANE	98684	<0.08							
UG/G-DRY	YY9								
1,1,1-TRICHLORO-	98692	<0.12							
ETHANE UG/G-DRY	YY9								
CARBON TETRACHLORIDE	98680	<0.12							
UG/G-DRY	YY9								
TRICHLOROETHENE	98694	<0.09							
UG/G-DRY	YY9								
1,1,2-TRICHLORO-	98693	<0.12							
ETHANE UG/G-DRY	YY9								
TETRACHLOROETHENE	98690	<0.12							
UG/G-DRY	YY9								
CHLOROBENZENE	98681	<0.18							
UG/G-DRY	YY9								
BICYCLOHEPTADIENE	98686		<5.08	<5.08	<5.08	<5.08	<5.08	<5.08	<5.08
UG/G-DRY	ZZ9								
METHYLISOBUTYLKETONE	98696		<5.24	<5.24	<5.24	<5.24	<5.24	<5.24	<5.24
UG/G-DRY	ZZ9								
DICYCLOPENTADIENE	98651		<5.12	<5.12	<5.12	<5.12	<5.12	<5.12	<5.12
UG/G-DRY	ZZ9								

ENVIRONMENTAL SCIENCE & ENGINEERING 09/12/88 PAGE#1
PROJECT NUMBER 84936 0300 PROJECT NAME RMA TASK 1
FIELD GROUP TIMB PROJECT MANAGER
ALL LAB COORDINATOR JOE VONDRICK

PARAMETERS	STORET	SAMPLE ID/#														
UNITS	METHOD	BLK TIMB 443	BLK TIMB 444	BLK TIMB 446	BLK TIMB 501	BLK TIMB 504	BLK TIMB 461	BLK TIMB 462	BLK TIMB 463	BLK TIMB 465	BLK TIMB 466	BLK TIMB 467	BLK TIMB 38	BLK TIMB 39	BLK TIMB 521	BLK TIMB 522
DATE		12/08/87	12/09/87	01/05/88	12/09/87	01/05/88	11/02/87	12/03/87	01/05/88	01/07/88	01/11/88	12/08/88	12 08/87	12 11 87	01/05/88	01/08/88
TIME		00:00	00:00	00:00	00:00	00:00	00:00	00:00	00:00	00:00	00:00	00:00	00:00	00:00	00:00	00:00
SAMPLE TYPE	71999 0	SO	SO	SO	SO	SO	SO	SO	SO	SO	SO	SO	SO	SO	SO	SO
SITE TYPE 1	99759 0	QCMB	QCMB	QCMB	QCMB	QCMB	QCMB	QCMB	QCMB	QCMB	QCMB	QCMB	QCMB	QCMB	QCMB	QCMB
SAMPLE DEPTH	99758 0	0.0	0.0	0.0	0.0	0.0	0.0	0.0	0.0	0.0	0.0	0.0	0.0	0.0	0.0	0.0
CM																
SAMPLING TECHNIQUE	72005 0	G	G	G	G	G	G	G	G	G	G	G	G	G	G	G
INSTALLATION CODE SAMPLE	99720 0	RK	RK	RK	RK	RK	RK	RK	RK	RK	RK	RK	RK	RK	RK	RK
MOISTURE	70320	2.4	2.4		2.4	2.4	2.4	2.4	2.4	2.4	2.4	2.4	2.4	2.4	2.4	2.4
%WET WT	0															
IMPA	97382	<2.10	<2.10	<2.10												
UG/G	AAA9															
FLUOROACETIC ACID	97381	<2.00	<2.00	<2.00												
UG/G	AAA9															
MPA	97383	<2.00	<2.00	<2.00												
UG/G	AAA9															
THIODIGLYCOL	99798				<2.55	<2.55										
UG/G	MM9															
CHLOROACETIC ACID	97285				<18.0	<18.0										
UG/G	MM9															
ARSENIC,SED	1003						<4.70	<4.70	<4.70	<4.70	<4.70	<4.70				
UG/G- DRY	T9															
DIMP	98645												<0.114	<0.114	<0.114	<0.114
UG/G-DRY	TT9															
DMMP	98657												<0.133	<0.133	<0.133	<0.133
UG/G-DRY	TT9															
MERCURY,SED	71921															
UG/G-DRY	V9															

SAMPLE ID/#

PARAMETERS	STORET	BLK TIMB	BLK TIMB	BLK TIMB	BLK TIMB	BLK TIMB
UNITS	METHOD	296	297	298	299	300
DATE		11/30/87	12/07/87	12/16/88	01/05/88	01/11/88
TIME		00:00	00 00	00:00	00:00	00:00
SAMPLE TYPE	71999	SO	SO	SO	SO	SO
	0					
SITE TYPE 1	99759	QCMB	QCMB	WCMB	QCMB	QCMB
	0					
SAMPLE DEPTH	99758	0.0	0.0	0.0	0.0	0.0
CM	0					
SAMPLING TECHNIQUE	72005	G	G	G	G	G
	0					
INSTALLATION CODE	99720	RK	RK	RK	RK	RK
SAMPLE	0					
MOISTURE	70320	2.4	2.4		2.4	2.4
%WET WT	0					
IMPA	97382					
UG/G	AAA9					
FLUOROACETIC ACID	97381					
UG/G	AAA9					
MPA	97383					
UG/G	AAA9					
THIODIGLYCOL	99798					
UG/G	MM9					
CHLOROACETIC ACID	97285					
UG/G	MM9					
ARSENIC,SED	1003					
UG/G- DRY	T9					
DIMP	98645					
UG/G-DRY	TT9					
DMMP	98657					
UG/G-DRY	TT9					
MERCURY,SED	71921	<0.050	<0.050	<0.050	<0.050	<0.050
UG/G-DRY	V9					

ENVIRONMENTAL SCIENCE & ENGINEERING 09/12/88 PAGE#1
PROJECT NUMBER 84936 0300 PROJECT NAME RMA TASK 1
FIELD GROUP TIMB PROJECT MANAGER
ALL LAB COORDINATOR JOE VONDRICK

PARAMETERS	STORET	BLK TIMB	BLK TIMB	BLK TIMB	BLK TIMB	BLK TIMB	BLK TIMB	BLK TIMB	BLK TIMB	BLK TIMB	BLK TIMB	BLK TIMB	BLK TIMB	BLK TIMB	BLK TIMB
		SAMPLE ID/#													
UNITS	METHOD	481	482	484	485	486	487	T47MB1	424	425	426	428	429	252	253
DATE		11/02/87	12/03/87	01/05/88	01/07/88	01/11/88	12/08/88	02/02/88	12/07/87	12/08/87	12/09/87	01/05/88	01/11/88	12/07/87	01/07/88
TIME		00:00	00:00	00:00	00:00	00:00	00:00		00:00	00:00	00:00	00:00	00:00	00:00	00:00
SAMPLE TYPE	71999 0	SO	SO	SO	SO	SO	SO	SO	SO	SO	SO	SO	SO	SO	SO
SITE TYPE 1	99759 0	QCMB	QCMB	QCMB	QCMB	QCMB	QCMB	QCMB	QCMB	QCMB	QCMB	QCMB	QCMB	QCMB	QCMB
SAMPLE DEPTH	99758 0	0.0	0.0	0.0	0.0	0.0	0.0	0.0	0.0	0.0	0.0	0.0	0.0	0.0	0.0
CM															
SAMPLING TECHNIQUE	72005 0	G	G	G	G	G	G	G	G	G	G	G	G	G	G
INSTALLATION CODE	99720 0	RK	RK	RK	RK	RK	RK	RK	RK	RK	RK	RK	RK	RK	RK
SAMPLE															
MOISTURE	70320 0	2.4	2.4	2.4	2.4	2.4	2.4	2.4	2.4	2.4	2.4	2.4	2.4	2.4	2.4
%WET WT															
CADMIUM	1028 R9	<0.921	<0.921	<0.921	<0.921	<0.921	<0.921	<0.921							
UG/G- DRY															
CHROMIUM	99584 R9	10.8	10.3	8.33	11.9	12.0	10.0	10.4							
UG/G-DRY															
COPPER	1043 R9	9.33	11.0	9.63	10.1	10.1	9.15	10.1							
UG/G- DRY															
LEAD	1052 R9	<16.8	<16.8	<16.8	<16.8	<16.8	<16.8	<16.8							
UG/G-DRY															
ZINC	1093 R9	34.5	40.4	38.8	46.5	46.6	37.2	39.3							
UG/G-DRY															
HEXACHLOROCYCLOPENT-	98647								<0.003	<0.003	<0.003	<0.003	<0.003		
ADIENE UG/G-DRY	SS9A														
ALDRIN,SED	98356								<0.002	<0.002	<0.002	<0.002	<0.002		
UG/G- DRY	SS9A														
ISODRIN	98649								<0.001	<0.001	<0.001	<0.001	<0.001		
UG/G-DRY	SS9A														
DDE,PP'	98363								<0.001	<0.001	<0.001	<0.001	<0.001		
UG/G-DRY	SS9A														
DIELDRIN	98365								<0.001	<0.001	<0.001	<0.001	<0.001		
UG/G-DRY	SS9A														
ENDRIN	98369								<0.001	<0.001	<0.001	<0.001	<0.001		
UG/G-DRY.	SS9A														
DDT,PP'	98364								<0.002	<0.002	<0.002	<0.002	<0.002		
UG/G-DRY	SS9A														
CHLORDANE,SED	98361								<0.111	<0.111	<0.111	<0.111	<0.111		
UG/G- DRY	SS9A														
BENZENE	98699													<0.081	<0.081
UG/G-DRY	WW9														
TOLUENE	98691													<0.096	<0.096
UG/G-DRY	WW9														
ETHYLBENZENE	98688													<0.043	<0.043
UG/G-DRY	WW9														
M-XYLENE	98695													<0.053	<0.053
UG/G-DRY	WW9														
O-AND/OR P-XYLENE	98700													<0.086	<0.086
UG/G-DRY	WW9														

ENVIRONMENTAL SCIENCE & ENGINEERING 09/12/88 PAGE#1
PROJECT NUMBER 84936 0300 PROJECT NAME RMA TASK 1
FIELD GROUP TIMB PROJECT MANAGER
ALL LAB COORDINATOR JOE VONDRICK

SAMPLE ID/#

PARAMETERS	STORET	BLK TIMB	BLK TI9MB1	BLK TI9MB1	BLK TI9MB1
UNITS	METHOD	391	201	202	203
DATE		12/08/87	12/11/87	01/07/88	01/11/88
TIME		00:00			
SAMPLE TYPE	71999	SO	SO	SO	SO
	0				
SITE TYPE 1	99759	QCMB	QCMB	QCMB	QCMB
	0				
SAMPLE DEPTH	99758	0.0	0.0	0.0	0.0
CM	0				
SAMPLING TECHNIQUE	72005	G	G	G	G
	0				
INSTALLATION CODE	99720	RK	RK	RK	RK
SAMPLE	0				
MOISTURE	70320	2.4	2.4	2.4	2.4
%WET WT	0				
DICYCLOPENTADIENE	98651	<0.27	<0.27	<0.27	<0.27
UG/G-DRY	W9				
TRANS-1,2-DICHLOROET	98687	<0.25	<0.25	<0.25	<0.25
HENE UG/G-DRY	W9				
ETHYLBENZENE	98688	<0.25	<0.25	<0.25	<0.25
UG/G-DRY	W9				
METHYLENE CHLORIDE	98689	0.83	0.66	1.1	1.3
UG/G-DRY	W9				
TETRACHLOROETHENE	98690	<0.25	<0.25	<0.25	<0.25
UG/G-DRY	W9				
TOLUENE	98691	<0.25	<0.28	<0.28	<0.25
UG/G-DRY	W9				
1,1,1-TRICHLORO-	98692	<0.25	<0.25	<0.25	<0.25
ETHANE UG/G-DRY	W9				
1,1,2-TRICHLORO-	98693	<0.25	<0.25	<0.25	<0.25
ETHANE UG/G-DRY	W9				
TRICHLOROETHENE	98694	<0.25	<0.25	<0.25	<0.25
UG/G-DRY	W9				
M-XYLENE	98695	<0.25	<0.25	<0.25	<0.25
UG/G-DRY	W9				
MIBK	98696	<0.50	<0.50	<0.50	<0.50
UG/G-DRY	W9				
DMDS	98697	<0.25	<0.25	<0.25	<0.25
UG/G-DRY	W9				
BENZENE	98699	<0.25	<0.25	<0.25	<0.25
UG/G-DRY	W9				
O-AND/OR P-XYLENE	98700	<0.50	<0.50	<0.50	<0.50
UG/G-DRY	W9				
CARBON TETRACHLORIDE	98680	<0.25	<0.25	<0.25	<0.25
UG/G-DRY	W9				
CHLOROBENZENE	98681	<0.25	<0.25	<0.25	<0.25
UG/G-DRY	W9				
CHLOROFORM	98682	<0.25	<0.25	<0.25	<0.25
UG/G-DRY	W9				
1,1-DICHLOROETHANE	98683	<0.25	<0.25	<0.25	<0.25
UG/G-DRY	W9				

SAMPLE ID/#

PARAMETERS	UNITS	STORET METHOD	BLK TIMB 391	BLK TI9MBI 201	BLK TI9MBI 202	BLK TI9MBI 203
DATE			12/08/87	12/11/87	01/07/88	01/11/88
TIME			00:00			
1,2-DICHLOROETHANE	UG/G-DRY	98684 W9	<0.28	<0.28	<0.28	<0.28
BICYCLOHEPTADIENE	UG/G-DRY	98686 W9	<0.25	<0.25	<0.25	<0.25
DBCP(NEMAGON)	UG/G-DRY	98652 W9	<0.33	<0.33	<0.33	<0.33
UNK161	UG/G	90161 W9	30		20	50
UNK160	UG/G	90160 W9		10		
UNK041	UG/G	90041 W9			6	3
UNK062	UG/G	90062 W9			6	6