


AD-A279 826



Department of Defense
SELECTED MEDICAL CARE STATISTICS


L02

December 31, 1993



DTIC
ELECTE
MAY 31 1994
S B D

94-15954



H1116

date

94 5 26 119



Department of Defense Selected Medical Care Statistics

December 31, 1993

Washington Headquarters Services
Directorate for Information
Operations and Reports

FOR SALE BY THE SUPERINTENDENT OF DOCUMENTS
U.S. GOVERNMENT PRINTING OFFICE
WASHINGTON, D.C. 20402

DTIC and NTIS identification number for this publication is DIOR/LO2-94/01.

FOREWORD

Selected Medical Care Statistics (SMCS) is a quarterly publication prepared by the Washington Headquarters Services, Directorate for Information Operations and Reports (WHS/DIOR) of the Office of the Secretary of Defense.

SMCS presents quarterly summary data concerning medical care provided at fixed military medical facilities located in: (1) the United States (including Alaska and Hawaii) and (2) outside the United States, in territories, possessions, and foreign countries. This publication contains pie charts which are based on the percentage of the DoD worldwide total for each of the categories. Admissions and beds occupied by dependents of other uniformed personnel (Public Health Service (PHS), Coast Guard (CG), National Oceanic Atmospheric Administration (NOAA)) are less than one percent and are included in the "other" category on applicable charts and graphs.

This publication is generated from a data base developed and maintained in consonance with Department of Defense Instruction (DoDI) 6015.14, July 13, 1990, under Report Control Symbol DA&M(Q)1474, by the Manpower Management Information Division of WHS/DIOR.

Accession For	
NTIS GRA&I	<input checked="" type="checkbox"/>
DTIC TAB	<input type="checkbox"/>
Unannounced	<input type="checkbox"/>
Justification	
By	
Distribution/	
Availability Codes	
Dist	Special
A-1	

TABLE OF CONTENTS

TABLE NUMBER	QUARTER ENDING DECEMBER 31, 1993	PAGE
Table 1.1	Operating Beds/Operating Bassinets/Beds Occupied - Worldwide	1
Figure 1.1	Beds Occupied - Worldwide Summary (ADPL)	3
Table 1.2	Operating Beds/Operating Bassinets/Beds Occupied - United States	4
Table 1.3	Operating Beds/Operating Bassinets/Beds Occupied - Overseas	6
Table 2.1	Admissions - Worldwide	8
Figure 2.1	Admissions - Worldwide Summary	10
Table 2.2	Admissions - United States	11
Table 2.3	Admissions - Overseas	13
Table 3.1	Outpatient Visits and Live Births - Worldwide	15
Figure 3.1	Outpatient Visits - Worldwide Summary	17
Table 3.2	Outpatient Visits and Live Births - United States	18
Table 3.3	Outpatient Visits and Live Births - Overseas	20
	GLOSSARY	23

TABLE 1.1
OPERATING BEDS/OPERATING BASSINETS/BEDS OCCUPIED - WORLDWIDE

QUARTER ENDING DECEMBER 31, 1993

FIXED MILITARY MEDICAL FACILITIES	DOD TOTAL	ARMY FACILITIES	NAVY FACILITIES	AIR FORCE FACILITIES
NUMBER OF OPERATING BEDS - TOTAL	11,338	4,432	3,378	3,528
NUMBER OF OPERATING BASSINETS - TOTAL	1,494	412	221	861
NUMBER OF BEDS OCCUPIED (DAILY AVERAGE (ADPL)) - TOTAL	6,736	3,233	1,671	1,832
BEDS OCCUPIED BY US ACTIVE DUTY UNIFORMED PERSONNEL - TOTAL	2,222	1,007	706	509
MILITARY - TOTAL	2,199	1,003	695	501
ARMY	969	855	49	65
NAVY-MARINE CORPS	744	72	622	50
AIR FORCE	486	76	24	386
OTHER UNIFORMED PERSONNEL (PHS,CG,NOAA) - TOTAL	23	4	11	8
BEDS OCCUPIED BY RETIRED US UNIFORMED PERSONNEL - TOTAL	1,357	629	300	428
RETIRED MILITARY - TOTAL	1,344	625	295	424
ARMY	548	410	48	90
NAVY-MARINE CORPS	345	73	200	72
AIR FORCE	451	142	47	262
OTHER RETIRED UNIFORMED PERSONNEL (PHS,CG,NOAA) - TOTAL	13	4	5	4

Prepared by: Washington Headquarters Services
Directorate for Information
Operations and Reports

TABLE 1.1
OPERATING BEDS/OPERATING BASSINETS/BEDS OCCUPIED - WORLDWIDE

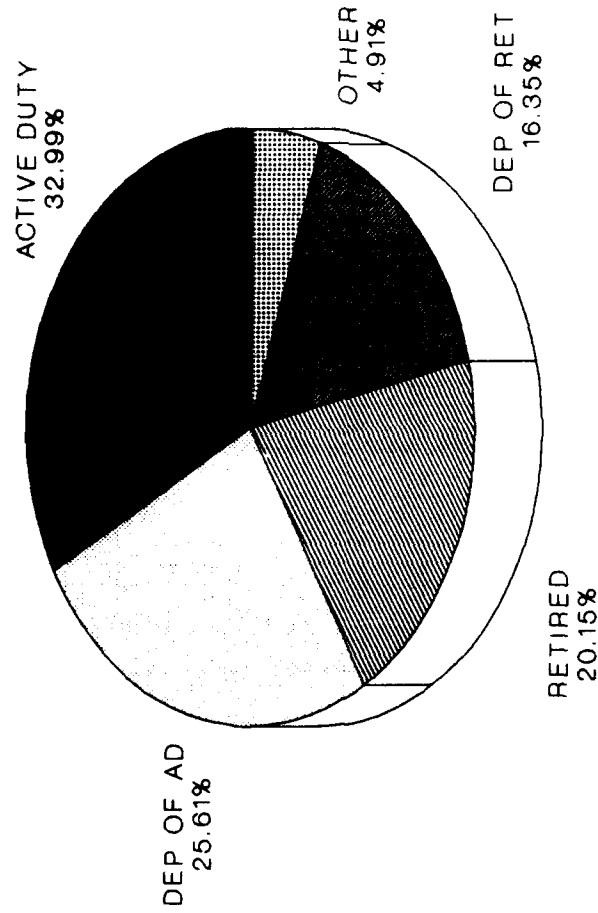
QUARTER ENDING DECEMBER 31, 1993

FIXED MILITARY MEDICAL FACILITIES	DOD TOTAL	ARMY FACILITIES	NAVY FACILITIES	AIR FORCE FACILITIES
BEDS OCCUPIED BY DEPENDENTS OF US ACTIVE DUTY MILITARY PERSONNEL	- TOTAL 1,725	843	417	465
ARMY	762	679	25	58
NAVY-MARINE CORPS	491	74	361	56
AIR FORCE	472	90	31	351
BEDS OCCUPIED BY DEPENDENTS OF RETIRED AND DECEASED US MILITARY PERSONNEL	- TOTAL 1,101	511	216	374
ARMY	453	342	38	73
NAVY-MARINE CORPS	259	58	146	55
AIR FORCE	389	111	32	246
BEDS OCCUPIED BY DEPENDENTS OF OTHER UNIFORMED PERSONNEL (PHS, CG, NOAA)	- TOTAL 28	11	10	7
BEDS OCCUPIED BY ALL OTHER BENEFICIARIES	- TOTAL 303	232	22	49

Prepared by: Washington Headquarters Services
Directorate for Information
Operations and Reports

BEDS OCCUPIED - WORLDWIDE SUMMARY (ADPL)

QUARTER ENDING DECEMBER 31, 1993



Prepared by: Washington Headquarters Services
Directorate for Information
Operations and Reports

FIGURE 1.1

**TABLE 1.2
OPERATING BEDS/OPERATING BASSINETS/BEDS OCCUPIED - UNITED STATES**

QUARTER ENDING DECEMBER 31, 1993

FIXED MILITARY MEDICAL FACILITIES	DOD TOTAL	ARMY FACILITIES	NAVY FACILITIES	AIR FORCE FACILITIES
NUMBER OF OPERATING BEDS - TOTAL	10,259	3,951	2,949	3,359
NUMBER OF OPERATING BASSINETS - TOTAL	1,359	392	181	786
NUMBER OF BEDS OCCUPIED (DAILY AVERAGE (ADPL)) - TOTAL	6,132	2,909	1,481	1,742
BEDS OCCUPIED BY US ACTIVE DUTY UNIFORMED PERSONNEL - TOTAL	1,908	834	606	468
MILITARY - TOTAL	1,885	830	595	460
ARMY	816	709	45	62
NAVY-MARINE CORPS	646	66	535	45
AIR FORCE	423	55	15	353
OTHER UNIFORMED PERSONNEL (PHS,CG,NOAA) - TOTAL	23	4	11	8
BEDS OCCUPIED BY RETIRED US UNIFORMED PERSONNEL - TOTAL	1,321	609	288	424
RETIRED MILITARY - TOTAL	1,308	605	283	420
ARMY	529	396	44	89
NAVY-MARINE CORPS	338	72	195	71
AIR FORCE	441	137	44	260
OTHER RETIRED UNIFORMED PERSONNEL (PHS,CG,NOAA) - TOTAL	13	4	5	4

Prepared by: Washington Headquarters Services
Directorate for Information
Operations and Reports

TABLE 1.2
OPERATING BEDS/OPERATING BASSINETS/BEDS OCCUPIED - UNITED STATES

QUARTER ENDING DECEMBER 31, 1993

FIXED MILITARY MEDICAL FACILITIES	DOD TOTAL	ARMY FACILITIES	NAVY FACILITIES	AIR FORCE FACILITIES
BEDS OCCUPIED BY DEPENDENTS OF US ACTIVE DUTY MILITARY PERSONNEL	- TOTAL	745	358	425
ARMY	678	602	20	56
NAVY-MARINE CORPS	446	72	321	53
AIR FORCE	404	71	17	316
BEDS OCCUPIED BY DEPENDENTS OF RETIRED AND DECEASED US MILITARY PERSONNEL	- TOTAL	500	207	372
ARMY	443	336	34	73
NAVY-MARINE CORPS	254	57	142	55
AIR FORCE	382	107	31	244
BEDS OCCUPIED BY DEPENDENTS OF OTHER UNIFORMED PERSONNEL (PHS, CG, NOAA)	- TOTAL	11	10	7
BEDS OCCUPIED BY ALL OTHER BENEFICIARIES	- TOTAL	210	12	46

Prepared by: Washington Headquarters Services
 Directorate for Information
 Operations and Reports

TABLE 1.3
OPERATING BEDS/OPERATING BASSINETS/BEDS OCCUPIED - OVERSEAS

QUARTER ENDING DECEMBER 31, 1993

FIXED MILITARY MEDICAL FACILITIES	DOD TOTAL	ARMY FACILITIES	NAVY FACILITIES	AIR FORCE FACILITIES
NUMBER OF OPERATING BEDS - TOTAL	1,079	481	429	169
NUMBER OF OPERATING BASSINETS - TOTAL	135	20	40	75
NUMBER OF BEDS OCCUPIED (DAILY AVERAGE (ADPL)) - TOTAL	604	324	190	90
BEDS OCCUPIED BY US ACTIVE DUTY UNIFORMED PERSONNEL - TOTAL	314	173	100	41
MILITARY - TOTAL	314	173	100	41
ARMY	153	146	4	3
NAVY-MARINE CORPS	98	6	87	5
AIR FORCE	63	21	9	33
OTHER UNIFORMED PERSONNEL (PHS,CG,NOAA) - TOTAL	0	0	0	0
BEDS OCCUPIED BY RETIRED US UNIFORMED PERSONNEL - TOTAL	36	20	12	4
RETIRED MILITARY - TOTAL	36	20	12	4
ARMY	19	14	4	1
NAVY-MARINE CORPS	7	1	5	1
AIR FORCE	10	5	3	2
OTHER RETIRED UNIFORMED PERSONNEL (PHS,CG,NOAA) - TOTAL	0	0	0	0

Prepared by: Washington Headquarters Services
 Directorate for Information
 Operations and Reports

**TABLE 1.3
OPERATING BEDS/OPERATING BASSINETS/BEDS OCCUPIED - OVERSEAS**

QUARTER ENDING DECEMBER 31, 1993

FIXED MILITARY MEDICAL FACILITIES	DOD TOTAL	ARMY FACILITIES	NAVY FACILITIES	AIR FORCE FACILITIES
BEDS OCCUPIED BY DEPENDENTS OF US ACTIVE DUTY MILITARY PERSONNEL	197	98	59	40
- TOTAL				
ARMY	84	77	5	2
NAVY-MARINE CORPS	45	2	40	3
AIR FORCE	68	19	14	35
BEDS OCCUPIED BY DEPENDENTS OF RETIRED AND DECEASED US MILITARY PERSONNEL	22	11	9	2
- TOTAL				
ARMY	10	6	4	0
NAVY-MARINE CORPS	5	1	4	0
AIR FORCE	7	4	1	2
BEDS OCCUPIED BY DEPENDENTS OF OTHER UNIFORMED PERSONNEL (PHS, CG, NOAA)	0	0	0	0
- TOTAL				
BEDS OCCUPIED BY ALL OTHER BENEFICIARIES	35	22	10	3
- TOTAL				

Prepared by: Washington Headquarters Services
Directorate for Information Operations and Reports

TABLE 2.1
ADMISSIONS - WORLDWIDE

QUARTER ENDING DECEMBER 31, 1993

FIXED MILITARY MEDICAL FACILITIES	DOD TOTAL	ARMY FACILITIES	NAVY FACILITIES	AIR FORCE FACILITIES
NUMBER OF ADMISSIONS - TOTAL	156,215	73,288	38,963	43,964
ADMISSIONS OF US ACTIVE DUTY UNIFORMED PERSONNEL - TOTAL	45,572	20,249	13,935	11,388
MILITARY - TOTAL	45,015	20,135	13,622	11,258
ARMY	19,128	17,340	682	1,106
NAVY-MARINE CORPS	14,501	1,261	12,335	905
AIR FORCE	11,386	1,534	605	9,247
OTHER UNIFORMED PERSONNEL (PHS,CG,NOAA) - TOTAL	557	114	313	130
ADMISSIONS OF RETIRED US UNIFORMED PERSONNEL - TOTAL	24,144	10,901	5,384	7,859
ADMISSIONS OF RETIRED MILITARY - TOTAL	23,911	10,827	5,290	7,794
ARMY	9,728	7,269	912	1,547
NAVY-MARINE CORPS	5,865	1,199	3,513	1,153
AIR FORCE	8,318	2,359	865	5,094
ADMISSIONS OF OTHER RETIRED UNIFORMED PERSONNEL (PHS,CG,NOAA) - TOTAL	233	74	94	65

Prepared by: Washington Headquarters Services
Directorate for Information
Operations and Reports

TABLE 2.1

ADMISSIONS - WORLDWIDE

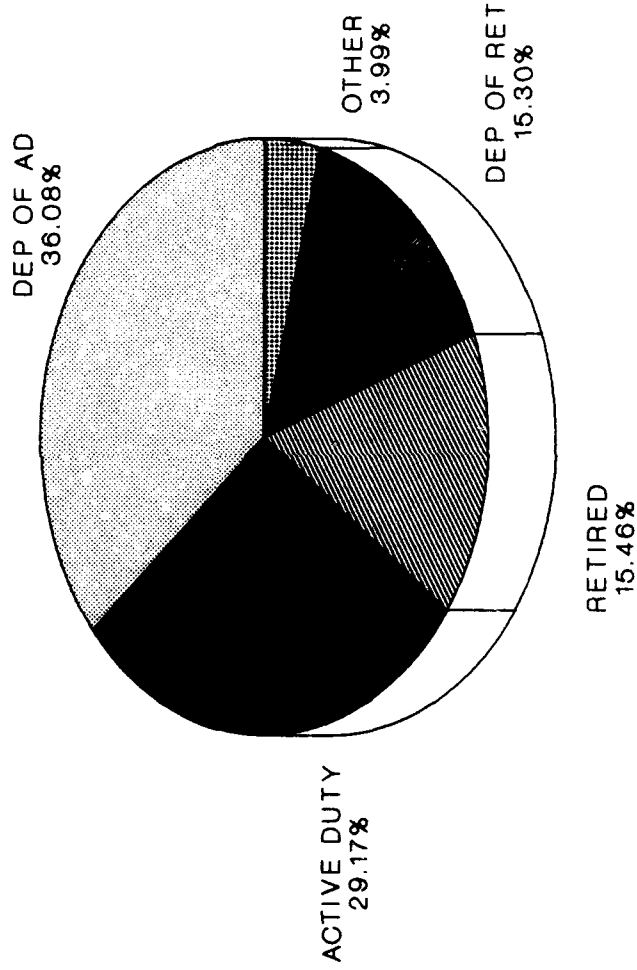
QUARTER ENDING DECEMBER 31, 1993

FIXED MILITARY MEDICAL FACILITIES	DOD TOTAL	ARMY FACILITIES	NAVY FACILITIES	AIR FORCE FACILITIES
ADMISSIONS OF DEPENDENTS OF US ACTIVE DUTY MILITARY PERSONNEL	- TOTAL	27,609	13,808	14,941
ARMY	24,766	22,595	699	1,472
NAVY-MARINE CORPS	15,964	2,234	12,159	1,571
AIR FORCE	15,628	2,780	950	11,898
ADMISSIONS OF DEPENDENTS OF RETIRED AND DECEASED US MILITARY PERSONNEL	- TOTAL	10,409	4,974	8,525
ARMY	9,752	7,228	842	1,682
NAVY-MARINE CORPS	5,651	1,071	3,349	1,231
AIR FORCE	8,505	2,110	783	5,612
ADMISSIONS OF DEPENDENTS OF OTHER UNIFORMED MILITARY PERSONNEL	- TOTAL	247	341	228
ADMISSIONS OF ALL OTHER BENEFICIARIES	- TOTAL	3,873	521	1,023

Prepared by: Washington Headquarters Services
 Directorate for Information
 Operations and Reports

ADMISSIONS - WORLDWIDE SUMMARY

QUARTER ENDING DECEMBER 31, 1993



Prepared by: Washington Headquarters Services
Directorate for Information
Operations and Reports

FIGURE 2.1

TABLE 2.2
ADMISSIONS - UNITED STATES
QUARTER ENDING DECEMBER 31, 1993

FIXED MILITARY MEDICAL FACILITIES	DOD TOTAL	ARMY FACILITIES	NAVY FACILITIES	AIR FORCE FACILITIES
NUMBER OF ADMISSIONS - TOTAL	141,051	65,261	34,602	41,188
ADMISSIONS OF US ACTIVE DUTY UNIFORMED PERSONNEL - TOTAL	38,858	16,526	12,159	10,173
MILITARY - TOTAL	38,311	16,412	11,856	10,043
ARMY	15,889	14,260	609	1,020
NAVY-MARINE CORPS	12,776	1,133	10,855	788
AIR FORCE	9,646	1,019	392	8,235
OTHER UNIFORMED PERSONNEL (PHS, CG, NOAA) - TOTAL	547	114	303	130
ADMISSIONS OF RETIRED US UNIFORMED PERSONNEL - TOTAL	23,500	10,528	5,193	7,779
ADMISSIONS OF RETIRED MILITARY - TOTAL	23,267	10,454	5,099	7,714
ARMY	9,382	7,001	847	1,534
NAVY-MARINE CORPS	5,743	1,185	3,422	1,136
AIR FORCE	8,142	2,268	830	5,044
ADMISSIONS OF OTHER RETIRED UNIFORMED PERSONNEL (PHS, CG, NOAA) - TOTAL	233	74	94	65

Prepared by: Washington Headquarters Services
Directorate for Information
Operations and Reports

TABLE 2.2

ADMISSIONS - UNITED STATES

QUARTER ENDING DECEMBER 31, 1993

FIXED MILITARY MEDICAL FACILITIES	DOD TOTAL	ARMY FACILITIES	NAVY FACILITIES	AIR FORCE FACILITIES
ADMISSIONS OF DEPENDENTS OF US ACTIVE DUTY MILITARY PERSONNEL	49,896	24,438	11,842	13,616
ARMY	22,104	20,102	585	1,417
NAVY-MARINE CORPS	14,416	2,174	10,742	1,500
AIR FORCE	13,376	2,162	515	10,699
ADMISSIONS OF DEPENDENTS OF RETIRED AND DECEASED US MILITARY PERSONNEL	23,442	10,201	4,784	8,457
ARMY	9,545	7,096	776	1,673
NAVY-MARINE CORPS	5,553	1,058	3,268	1,227
AIR FORCE	8,344	2,047	740	5,557
ADMISSIONS OF DEPENDENTS OF OTHER UNIFORMED MILITARY PERSONNEL	801	247	326	228
ADMISSIONS OF ALL OTHER BENEFICIARIES	4,554	3,321	298	935

Prepared by: Washington Headquarters Services
 Directorate for Information
 Operations and Reports

TABLE 2.3
ADMISSIONS - OVERSEAS

QUARTER ENDING DECEMBER 31, 1993

FIXED MILITARY MEDICAL FACILITIES	DOD TOTAL	ARMY FACILITIES	NAVY FACILITIES	AIR FORCE FACILITIES
NUMBER OF ADMISSIONS - TOTAL	15,164	8,027	4,361	2,776
ADMISSIONS OF US ACTIVE DUTY UNIFORMED PERSONNEL - TOTAL	6,714	3,723	1,776	1,215
MILITARY - TOTAL	6,704	3,723	1,766	1,215
ARMY	3,239	3,080	73	86
NAVY-MARINE CORPS	1,725	128	1,480	117
AIR FORCE	1,740	515	213	1,012
OTHER UNIFORMED PERSONNEL (PHS,CG,NOAA) - TOTAL	10	0	10	0
ADMISSIONS OF RETIRED US UNIFORMED PERSONNEL - TOTAL	644	373	191	80
ADMISSIONS OF RETIRED MILITARY - TOTAL	644	373	191	80
ARMY	346	268	65	13
NAVY-MARINE CORPS	122	14	91	17
AIR FORCE	176	91	35	50
ADMISSIONS OF OTHER RETIRED UNIFORMED PERSONNEL (PHS,CG,NOAA) - TOTAL	0	0	0	0

Prepared by: Washington Headquarters Services
Directorate for Information
Operations and Reports

TABLE 2.3

ADMISSIONS - OVERSEAS

QUARTER ENDING DECEMBER 31, 1993

FIXED MILITARY MEDICAL FACILITIES	DOD TOTAL	ARMY FACILITIES	NAVY FACILITIES	AIR FORCE FACILITIES
ADMISSIONS OF DEPENDENTS OF US ACTIVE DUTY MILITARY PERSONNEL	6,462	3,171	1,966	1,325
ARMY	2,662	2,493	114	55
NAVY-MARINE CORPS	1,548	60	1,417	71
AIR FORCE	2,252	618	435	1,199
ADMISSIONS OF DEPENDENTS OF RETIRED AND DECEASED US MILITARY PERSONNEL	466	208	190	68
ARMY	207	132	66	9
NAVY-MARINE CORPS	98	13	81	4
AIR FORCE	161	63	43	55
ADMISSIONS OF DEPENDENTS OF OTHER UNIFORMED MILITARY PERSONNEL	15	0	15	0
ADMISSIONS OF ALL OTHER BENEFICIARIES	863	552	223	88

Prepared by: Washington Headquarters Services
 Directorate for Information
 Operations and Reports

TABLE 3.1

OUTPATIENT VISITS AND LIVE BIRTHS - WORLDWIDE

QUARTER ENDING DECEMBER 31, 1993

FIXED MILITARY MEDICAL FACILITIES	DOD TOTAL	ARMY FACILITIES	NAVY FACILITIES	AIR FORCE FACILITIES
NUMBER OF OUTPATIENT VISITS - TOTAL	10,487,613	4,362,502	2,881,716	3,243,395
OUTPATIENT VISITS BY US ACTIVE DUTY UNIFORMED PERSONNEL - TOTAL	3,905,056	1,649,957	1,273,389	981,710
MILITARY - TOTAL	3,883,414	1,645,417	1,260,963	977,034
ARMY	1,636,422	1,556,878	26,014	53,530
NAVY-MARINE CORPS	1,300,039	44,524	1,216,306	39,209
AIR FORCE	946,953	44,015	18,643	884,295
OTHER UNIFORMED PERSONNEL (PHS,CG,NOAA) - TOTAL	21,642	4,540	12,426	4,676
OUTPATIENT VISITS BY RETIRED US UNIFORMED PERSONNEL - TOTAL	1,052,955	439,933	223,326	389,696
OUTPATIENT VISITS BY DEPENDENTS OF US ACTIVE DUTY UNIFORMED PERSONNEL - TOTAL	3,722,160	1,482,854	969,266	1,270,040
DEPENDENTS OF MILITARY PERSONNEL - TOTAL	3,687,397	1,473,880	954,030	1,259,487
ARMY	1,407,751	1,277,068	36,560	94,123
NAVY-MARINE CORPS	1,064,650	94,827	884,794	85,029
AIR FORCE	1,214,996	101,985	32,676	1,080,335
DEPENDENTS OF OTHER UNIFORMED PERSONNEL (PHS,CG,NOAA) - TOTAL	34,763	8,974	15,236	10,553

Prepared by: Washington Headquarters Services
Directorate for Information
Operations and Reports

TABLE 3.1
OUTPATIENT VISITS AND LIVE BIRTHS - WORLDWIDE

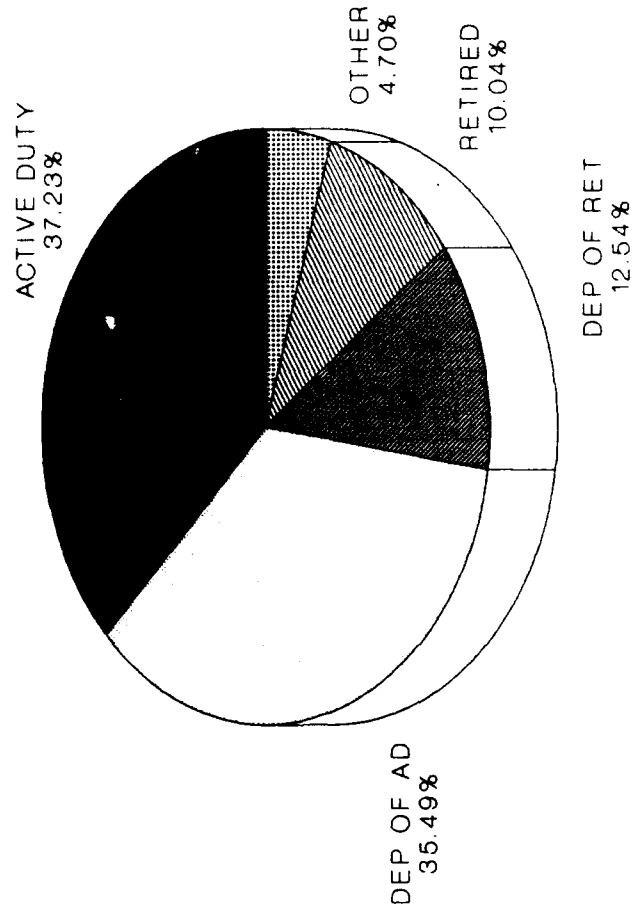
QUARTER ENDING DECEMBER 31, 1993

FIXED MILITARY MEDICAL FACILITIES	DOD TOTAL	ARMY FACILITIES	NAVY FACILITIES	AIR FORCE FACILITIES
OUTPATIENT VISITS BY DEPENDENTS OF RETIRED AND DECEASED US UNIFORMED PERSONNEL - TOTAL	1,315,040	544,481	255,561	514,998
OUTPATIENT VISITS BY ALL OTHER BENEFICIARIES - TOTAL	492,402	245,277	160,174	86,951
NUMBER OF LIVE BIRTHS - TOTAL	19,203	8,086	5,261	5,856

Prepared by: Washington Headquarters Services
Directorate for Information
Operations and Reports

OUTPATIENT VISITS - WORLDWIDE SUMMARY

QUARTER ENDING DECEMBER 31, 1993



Prepared by: Washington Headquarters Services
Directorate for Information
Operations and Reports

FIGURE 3.1

TABLE 3.2

OUTPATIENT VISITS AND LIVE BIRTHS - UNITED STATES
 QUARTER ENDING DECEMBER 31, 1993

FIXED MILITARY MEDICAL FACILITIES	DOD TOTAL	ARMY FACILITIES	NAVY FACILITIES	AIR FORCE FACILITIES
NUMBER OF OUTPATIENT VISITS - TOTAL	9,197,872	3,763,201	2,550,530	2,884,141
OUTPATIENT VISITS BY US ACTIVE DUTY UNIFORMED PERSONNEL	3,303,923	1,354,427	1,119,317	830,179
MILITARY	3,283,133	1,349,904	1,107,689	825,540
ARMY	1,344,606	1,276,380	22,031	46,195
NAVY-MARINE CORPS	1,145,573	40,889	1,073,389	31,295
AIR FORCE	792,954	32,635	12,269	748,050
OTHER UNIFORMED PERSONNEL (PHS, CG, NOAA) - TOTAL	20,790	4,523	11,628	4,639
OUTPATIENT VISITS BY RETIRED US UNIFORMED PERSONNEL - TOTAL	1,025,058	426,409	214,522	384,127
OUTPATIENT VISITS BY DEPENDENTS OF US ACTIVE DUTY UNIFORMED PERSONNEL	3,153,272	1,234,969	834,565	1,083,738
DEPENDENTS OF MILITARY PERSONNEL	3,120,697	1,225,999	820,660	1,074,038
ARMY	1,168,249	1,052,315	31,642	84,292
NAVY-MARINE CORPS	936,195	90,706	767,239	78,250
AIR FORCE	1,016,253	82,978	21,779	911,496
DEPENDENTS OF OTHER UNIFORMED PERSONNEL (PHS, CG, NOAA) - TOTAL	32,575	8,970	13,905	9,700

Prepared by: Washington Headquarters Services
 Directorate for Information
 Operations and Reports

TABLE 3.2

OUTPATIENT VISITS AND LIVE BIRTHS - UNITED STATES

QUARTER ENDING DECEMBER 31, 1993

FIXED MILITARY MEDICAL FACILITIES	DOD TOTAL	ARMY FACILITIES	NAVY FACILITIES	AIR FORCE FACILITIES
OUTPATIENT VISITS BY DEPENDENTS OF RETIRED AND DECEASED US UNIFORMED PERSONNEL - TOTAL	1,291,556	535,389	246,120	510,047
OUTPATIENT VISITS BY ALL OTHER BENEFICIARIES - TOTAL	424,063	212,007	136,006	76,050
NUMBER OF LIVE BIRTHS - TOTAL	16,801	7,134	4,302	5,365

Prepared by: Washington Headquarters Services
Directorate for Information
Operations and Reports

TABLE 3.3
OUTPATIENT VISITS AND LIVE BIRTHS - OVERSEAS
QUARTER ENDING DECEMBER 31, 1993

FIXED MILITARY MEDICAL FACILITIES	DOD TOTAL	ARMY FACILITIES	NAVY FACILITIES	AIR FORCE FACILITIES
NUMBER OF OUTPATIENT VISITS - TOTAL	1,289,741	599,301	331,186	359,254
OUTPATIENT VISITS BY US ACTIVE DUTY UNIFORMED PERSONNEL				
- TOTAL	601,133	295,530	154,072	151,531
MILITARY				
- TOTAL	600,281	295,513	153,274	151,494
ARMY	291,816	280,498	3,983	7,335
NAVY-MARINE CORPS	154,466	3,635	142,917	7,914
AIR FORCE	153,999	11,380	6,374	136,245
OTHER UNIFORMED PERSONNEL (PHS,CG,NOAA)	852	17	798	37
OUTPATIENT VISITS BY RETIRED US UNIFORMED PERSONNEL - TOTAL	27,897	13,524	8,804	5,569
OUTPATIENT VISITS BY DEPENDENTS OF US ACTIVE DUTY UNIFORMED PERSONNEL				
- TOTAL	568,888	247,885	134,701	186,302
DEPENDENTS OF MILITARY PERSONNEL				
- TOTAL	566,700	247,881	133,370	185,449
ARMY	239,502	224,753	4,918	9,831
NAVY-MARINE CORPS	128,455	4,121	117,555	6,779
AIR FORCE	198,743	19,007	10,897	168,839
DEPENDENTS OF OTHER UNIFORMED PERSONNEL (PHS,CG,NOAA)				
- TOTAL	2,188	4	1,331	853

Prepared by: Washington Headquarters Services
Directorate for Information
Operations and Reports

TABLE 3.3

OUTPATIENT VISITS AND LIVE BIRTHS - OVERSEAS

QUARTER ENDING DECEMBER 31, 1993

FIXED MILITARY MEDICAL FACILITIES	DOD TOTAL	ARMY FACILITIES	NAVY FACILITIES	AIR FORCE FACILITIES
OUTPATIENT VISITS BY DEPENDENTS OF RETIRED AND DECEASED US UNIFORMED PERSONNEL - TOTAL	23,484	9,092	9,441	4,951
OUTPATIENT VISITS BY ALL OTHER BENEFICIARIES - TOTAL	68,339	33,270	24,168	10,901
NUMBER OF LIVE BIRTHS - TOTAL	2,402	952	959	491

Prepared by: Washington Headquarters Services
Directorate for Information
Operations and Reports

GLOSSARY

Admission. An act of placing an individual under treatment or observation in a hospital. The day of admission is the day on which the hospital makes a formal acceptance of the patient who is to be provided with room, board, and continuous nursing service in the area of the hospital where patients normally stay at least overnight. While the admission of a newborn is deemed to occur at time of birth, these neonates are reported separately and excluded from the admission data.

Average Daily Patient Load (ADPL). Average number of inpatients in the hospital and receiving care each day during a reported period. Included are patients on pass or liberty not in excess of 72 hours and patients admitted and discharged on the same day. Excluded are newborns, patients on convalescent leave, and patients authorized to subsist out. ADPL is calculated by dividing the number of occupied bed days during the period by the total number of days in the reported period.

Bassinnet Day. A day spent in the newborn nursery by a healthy infant. This excludes days spent by infants in equipment referred to as a bassinnet on any pediatric nursing unit, pediatric intensive care unit, or other nursing unit.

Live Births. The complete expulsion or extraction from a mother of a product of conception, irrespective of the duration of pregnancy, which, after such separation, breathes or shows any other evidence of life such as heartbeat, umbilical cord pulsation, or definite movement of voluntary muscles, whether or not the umbilical cord has been cut or the placenta is attached. Heartbeats are to be distinguished from transient cardiac contractions; respirations are to be distinguished from fleeting respiratory efforts or gasps.

Operating Bed. Accommodation in a functioning medical treatment facility that is currently set up and ready in all respects for the care of a patient. It must include supporting space, equipment, medical material, ancillary and support services, and staff to operate under normal circumstances. Excluded are transient patient beds, bassinets, incubators, labor beds, and recovery beds.

Outpatient Visit. A hospital program for the performance of elective surgical procedures on patients who are not admitted to the hospital as inpatients.