




AD-A282 949



L02

Department of Defense

SELECTED MEDICAL CARE STATISTICS

March 31, 1994



DTIC
ELECTE
AUG 0 5 1994
S G D



copy 94-24810



DTIC QUALITY INSPECTED 6
94 8 04 1 2 1

OSP

WASHINGTON HEADQUARTERS

Department of Defense Selected Medical Care Statistics

March 31, 1994

Washington Headquarters Services
Directorate for Information
Operations and Reports

Accession For	
NTIS CRA&I	<input checked="" type="checkbox"/>
DTIC TAB	<input type="checkbox"/>
Unannounced	<input type="checkbox"/>
Justification	
By	
Distribution /	
Availability Codes	
Dist	A-1
Avail and/or Special	

FOR SALE BY THE SUPERINTENDENT OF DOCUMENTS
U.S. GOVERNMENT PRINTING OFFICE
WASHINGTON, D. C. 20540

DTIC and NTIS identification number for this publication is DIOR/LO2-94/02.

FOREWORD

Selected Medical Care Statistics (SMCS) is a quarterly publication prepared by the Washington Headquarters Services, Directorate for Information Operations and Reports (WHS/DIOR) of the Office of the Secretary of Defense.

SMCS presents quarterly summary data concerning medical care provided at fixed military medical facilities located in: (1) the United States (including Alaska and Hawaii) and (2) outside the United States, in territories, possessions, and foreign countries. This publication contains pie charts which are based on the percentage of the DoD worldwide total for each of the categories. Admissions and beds occupied by dependents of other uniformed personnel (Public Health Service (PHS), Coast Guard (CG), National Oceanic Atmospheric Administration (NOAA)) are less than one percent and are included in the "other" category on applicable charts and graphs.

This publication is generated from a data base developed and maintained in consonance with Department of Defense Instruction (DoDI) 6015.14, July 13, 1990, under Report Control Symbol DAM(Q)1474, by the Manpower Management Information Division of WHS/DIOR.

TABLE OF CONTENTS

PAGE

TABLE NUMBER

QUARTER ENDING MARCH 31, 1994

Table 1.1	Operating Beds/Operating Bassinets/Beds Occupied - Worldwide.....	1
Figure 1.1	Beds Occupied - Worldwide Summary (ADPL).....	3
Table 1.2	Operating Beds/Operating Bassinets/Beds Occupied - United States.....	4
Table 1.3	Operating Beds/Operating Bassinets/Beds Occupied - Overseas.....	6
Table 2.1	Admissions - Worldwide.....	8
Figure 2.1	Admissions - Worldwide Summary.....	10
Table 2.2	Admissions - United States.....	11
Table 2.3	Admissions - Overseas.....	13
Table 3.1	Outpatient Visits and Live Births - Worldwide.....	15
Figure 3.1	Outpatient Visits - Worldwide Summary.....	17
Table 3.2	Outpatient Visits and Live Births - United States.....	18
Table 3.3	Outpatient Visits and Live Births - Overseas.....	20
	GLOSSARY.....	23

TABLE 1.1
OPERATING BEDS/OPERATING BASSINETS/BEDS OCCUPIED - WORLDWIDE

QUARTER ENDING MARCH 31, 1994

FIXED MILITARY MEDICAL FACILITIES	DOD TOTAL	ARMY FACILITIES	NAVY FACILITIES	AIR FORCE FACILITIES
NUMBER OF OPERATING BEDS - TOTAL	10,141	3,958	3,378	2,805
NUMBER OF OPERATING BASSINETS - TOTAL	1,547	432	221	894
NUMBER OF BEDS OCCUPIED (DAILY AVERAGE (ADPL)) - TOTAL	7,073	3,388	1,709	1,976
BEDS OCCUPIED BY US ACTIVE DUTY UNIFORMED PERSONNEL - TOTAL	2,301	1,026	726	549
MILITARY - TOTAL	2,278	1,021	716	541
ARMY	1,002	881	38	83
NAVY-MARINE CORPS	769	68	650	51
AIR FORCE	507	72	28	407
OTHER UNIFORMED PERSONNEL (PHS, CG, NOAA) - TOTAL	23	5	10	8
BEDS OCCUPIED BY RETIRED US UNIFORMED PERSONNEL - TOTAL	1,424	680	292	452
RETIRED MILITARY - TOTAL	1,412	676	287	449
ARMY	590	459	49	82
NAVY-MARINE CORPS	340	74	199	67
AIR FORCE	482	143	39	300
OTHER RETIRED UNIFORMED PERSONNEL (PHS, CG, NOAA) - TOTAL	12	4	5	3

Prepared by: Washington Headquarters Service
 Directorate for Information
 Operations and Reports

TABLE 1.1

OPERATING BEDS/OPERATING BASSINETS/BEDS OCCUPIED - WORLDWIDE

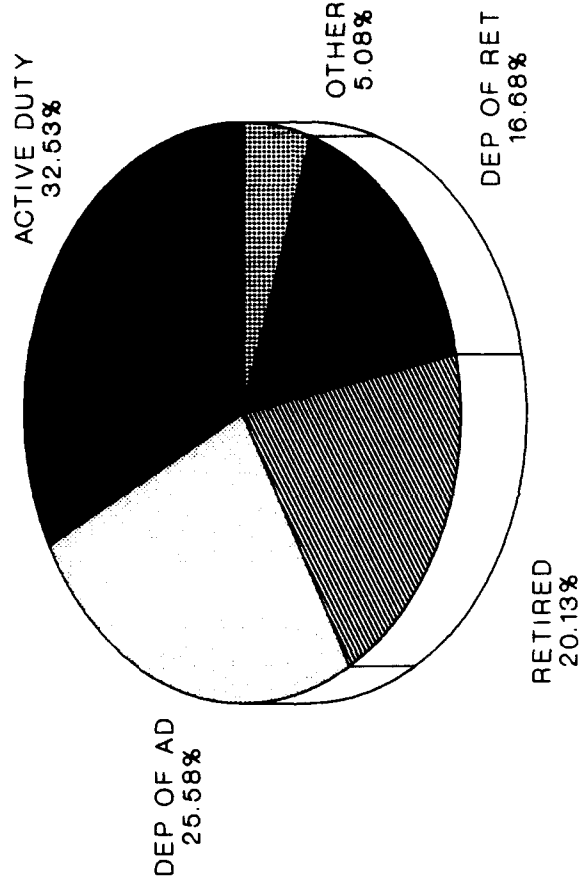
QUARTER ENDING MARCH 31, 1994

FIXED MILITARY MEDICAL FACILITIES	DOD TOTAL	ARMY FACILITIES	NAVY FACILITIES	AIR FORCE FACILITIES
BEDS OCCUPIED BY DEPENDENTS OF US ACTIVE DUTY MILITARY PERSONNEL	1,809	886	433	490
ARMY	787	705	25	57
NAVY-MARINE CORPS	514	84	376	54
AIR FORCE	508	97	32	379
BEDS OCCUPIED BY DEPENDENTS OF RETIRED AND DECEASED US MILITARY PERSONNEL	1,180	533	224	423
ARMY	491	369	38	84
NAVY-MARINE CORPS	277	60	154	63
AIR FORCE	412	104	32	276
BEDS OCCUPIED BY DEPENDENTS OF OTHER UNIFORMED PERSONNEL (PHS, CG, NOAA)	26	9	10	7
BEDS OCCUPIED BY ALL OTHER BENEFICIARIES	333	254	24	55

Prepared by: Washington Headquarters Services
 Directorate for Information
 Operations and Reports

BEDS OCCUPIED - WORLDWIDE SUMMARY (ADPL)

QUARTER ENDING MARCH 31, 1994



Prepared by: Washington Headquarters Services
Directorate for Information
Operations and Reports

FIGURE 1.1

**TABLE 1.2
OPERATING BEDS/OPERATING BASSINETS/BEDS OCCUPIED - UNITED STATES**

QUARTER ENDING MARCH 31, 1994

FIXED MILITARY MEDICAL FACILITIES	DOD TOTAL	ARMY FACILITIES	NAVY FACILITIES	AIR FORCE FACILITIES
NUMBER OF OPERATING BEDS - TOTAL	9,064	3,471	2,949	2,644
NUMBER OF OPERATING BASSINETS - TOTAL	1,408	413	181	814
NUMBER OF BEDS OCCUPIED (DAILY AVERAGE (ADPL)) - TOTAL	5,443	3,052	1,513	1,878
BEDS OCCUPIED BY US ACTIVE DUTY UNIFORMED PERSONNEL - TOTAL	1,992	858	628	506
MILITARY - TOTAL	1,970	853	619	498
ARMY	853	738	35	80
NAVY-MARINE CORPS	674	62	564	48
AIR FORCE	443	53	20	370
OTHER UNIFORMED PERSONNEL (PHS, CG, NOAA) - TOTAL	22	5	9	8
BEDS OCCUPIED BY RETIRED US UNIFORMED PERSONNEL - TOTAL	1,389	660	281	448
RETIRED MILITARY - TOTAL	1,377	656	276	445
ARMY	568	442	45	81
NAVY-MARINE CORPS	334	73	194	67
AIR FORCE	475	141	37	297
OTHER RETIRED UNIFORMED PERSONNEL (PHS, CG, NOAA) - TOTAL	12	4	5	3

Prepared by: Washington Headquarters Services
Directorate for Information
Operations and Reports

TABLE 1.2
OPERATING BEDS/OPERATING BASSINETS/BEDS OCCUPIED - UNITED STATES

QUARTER ENDING MARCH 31, 1994

FIXED MILITARY MEDICAL FACILITIES	DOD TOTAL	ARMY FACILITIES	NAVY FACILITIES	AIR FORCE FACILITIES
BEDS OCCUPIED BY DEPENDENTS OF US ACTIVE DUTY MILITARY PERSONNEL	1,596	783	366	447
ARMY	699	625	20	54
NAVY-MARINE CORPS	462	81	329	52
AIR FORCE	435	77	17	341
BEDS OCCUPIED BY DEPENDENTS OF RETIRED AND DECEASED US MILITARY PERSONNEL	1,155	520	215	420
ARMY	477	360	34	83
NAVY-MARINE CORPS	272	59	150	63
AIR FORCE	406	101	31	274
BEDS OCCUPIED BY DEPENDENTS OF OTHER UNIFORMED PERSONNEL (PHS, CG, NOAA)	26	9	10	7
BEDS OCCUPIED BY ALL OTHER BENEFICIARIES	285	222	13	50

Prepared by: Washington Headquarters Services
 Directorate for Information
 Operations and Reports

TABLE 1.3

OPERATING BEDS/OPERATING BASSINETS/BEDS OCCUPIED - OVERSEAS

QUARTER ENDING MARCH 31, 1994

FIXED MILITARY MEDICAL FACILITIES	DOD TOTAL	ARMY FACILITIES	NAVY FACILITIES	AIR FORCE FACILITIES
NUMBER OF OPERATING BEDS - TOTAL	1,077	487	429	161
NUMBER OF OPERATING BASSINETS - TOTAL	139	19	40	80
NUMBER OF BEDS OCCUPIED (DAILY AVERAGE (ADPL)) - TOTAL	630	336	196	98
BEDS OCCUPIED BY US ACTIVE DUTY UNIFORMED PERSONNEL - TOTAL	309	168	98	43
MILITARY - TOTAL	308	168	97	43
ARMY	149	143	3	3
NAVY-MARINE CORPS	95	6	86	3
AIR FORCE	64	19	8	37
OTHER UNIFORMED PERSONNEL (PHS,CG,NOAA) - TOTAL	1	0	1	0
BEDS OCCUPIED BY RETIRED US UNIFORMED PERSONNEL - TOTAL	35	20	11	4
RETIRED MILITARY - TOTAL	35	20	11	4
ARMY	22	17	4	1
NAVY-MARINE CORPS	6	1	5	0
AIR FORCE	7	2	2	3
OTHER RETIRED UNIFORMED PERSONNEL (PHS,CG,NOAA) - TOTAL	0	0	0	0

Prepared by: Washington Headquarters Services
 Directorate for Information
 Operations and Reports

TABLE 1.3

OPERATING BEDS/OPERATING BASSINETS/BEDS OCCUPIED - OVERSEAS

QUARTER ENDING MARCH 31, 1994

FIXED MILITARY MEDICAL FACILITIES	DOD TOTAL	ARMY FACILITIES	NAVY FACILITIES	AIR FORCE FACILITIES
BEDS OCCUPIED BY DEPENDENTS OF US ACTIVE DUTY MILITARY PERSONNEL	213	103	67	43
ARMY	88	80	5	3
NAVY-MARINE CORPS	52	3	47	2
AIR FORCE	73	20	15	38
BEDS OCCUPIED BY DEPENDENTS OF RETIRED AND DECEASED US MILITARY PERSONNEL	25	13	9	3
ARMY	14	9	4	1
NAVY-MARINE CORPS	5	1	4	0
AIR FORCE	6	3	1	2
BEDS OCCUPIED BY DEPENDENTS OF OTHER UNIFORMED PERSONNEL: (PHS, CG, NOAA)	0	0	0	0
BEDS OCCUPIED BY ALL OTHER BENEFICIARIES	48	32	11	5

Prepared by Washington Headquarters Services
 Directorate for Information
 Operations and Reports

TABLE 2.1

ADMISSIONS - WORLDWIDE

QUARTER ENDING MARCH 31, 1994

FIXED MILITARY MEDICAL FACILITIES	DOD TOTAL	ARMY FACILITIES	NAVY FACILITIES	AIR FORCE FACILITIES
NUMBER OF ADMISSIONS - TOTAL	166,861	78,097	41,027	47,737
ADMISSIONS OF US ACTIVE DUTY UNIFORMED PERSONNEL - TOTAL	49,575	22,075	14,958	12,542
MILITARY - TOTAL	48,962	21,951	14,643	12,368
ARMY	20,953	19,051	646	1,256
NAVY-MARINE CORPS	15,579	1,380	13,288	911
AIR FORCE	12,430	1,520	709	10,201
OTHER UNIFORMED PERSONNEL (PHS, CG, NOAA) - TOTAL	613	124	315	174
ADMISSIONS OF RETIRED US UNIFORMED PERSONNEL - TOTAL	26,083	11,724	5,585	8,774
ADMISSIONS OF RETIRED MILITARY - TOTAL	25,835	11,644	5,473	8,718
ARMY	10,496	7,924	951	1,621
NAVY-MARINE CORPS	6,233	1,256	3,695	1,282
AIR FORCE	9,106	2,464	827	5,815
ADMISSIONS OF OTHER RETIRED UNIFORMED PERSONNEL (PHS, CG, NOAA) - TOTAL	248	80	112	56

Prepared by: Washington Headquarters Services
 Directorate for Information
 Operations and Reports

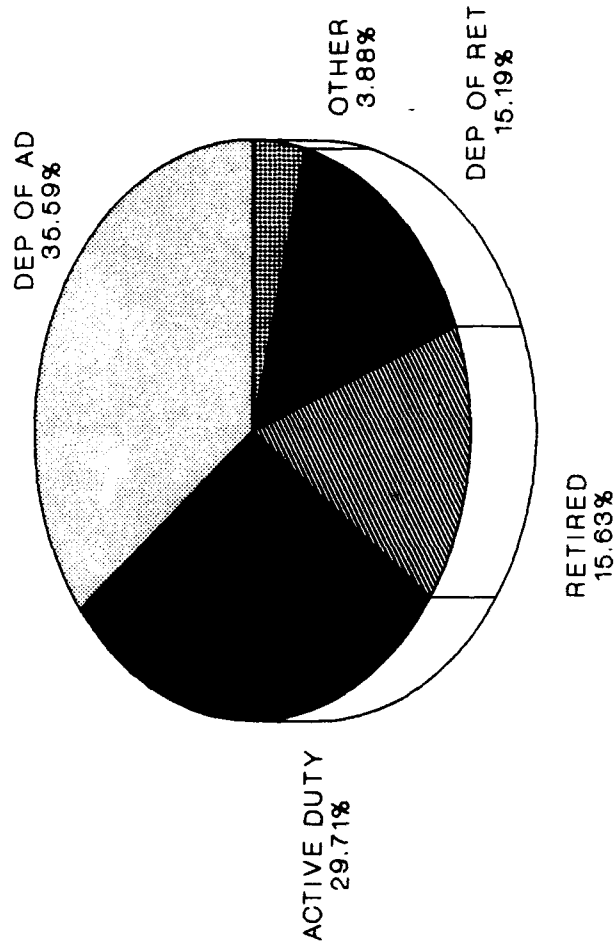
TABLE 2.1
ADMISSIONS - WORLDWIDE
QUARTER ENDING MARCH 31, 1994

FIXED MILITARY MEDICAL FACILITIES	DOD TOTAL	ARMY FACILITIES	NAVY FACILITIES	AIR FORCE FACILITIES
ADMISSIONS OF DEPENDENTS OF US ACTIVE DUTY MILITARY PERSONNEL - TOTAL	59,381	28,943	14,607	15,831
ARMY	25,969	23,674	715	1,580
NAVY-MARINE CORPS	16,954	2,442	12,896	1,616
AIR FORCE	16,458	2,827	996	12,635
ADMISSIONS OF DEPENDENTS OF RETIRED AND DECEASED US MILITARY PERSONNEL - TOTAL	25,352	11,072	5,066	9,214
ARMY	10,351	7,692	863	1,796
NAVY-MARINE CORPS	5,970	1,179	3,486	1,305
AIR FORCE	9,031	2,201	717	6,113
ADMISSIONS OF DEPENDENTS OF OTHER UNIFORMED MILITARY PERSONNEL - TOTAL	799	238	317	244
ADMISSIONS OF ALL OTHER BENEFICIARIES - TOTAL	5,671	4,045	494	1,132

Prepared by: Washington Headquarters Services
 Directorate for Information
 Operations and Reports

ADMISSIONS - WORLDWIDE SUMMARY

QUARTER ENDING MARCH 31, 1994



Prepared by: Washington Headquarters Services
Directorate for Information
Operations and Reports

FIGURE 2.1

TABLE 2.2
ADMISSIONS - UNITED STATES
QUARTER ENDING MARCH 31, 1994

FIXED MILITARY MEDICAL FACILITIES	DOD TOTAL	ARMY FACILITIES	NAVY FACILITIES	AIR FORCE FACILITIES
NUMBER OF ADMISSIONS - TOTAL	150,535	69,647	36,213	44,675
ADMISSIONS OF US ACTIVE DUTY UNIFORMED PERSONNEL - TOTAL	42,606	18,318	12,994	11,294
MILITARY - TOTAL	42,006	18,195	12,691	11,120
ARMY	17,649	15,901	571	1,177
NAVY-MARINE CORPS	13,703	1,248	11,648	807
AIR FORCE	10,654	1,046	472	9,136
OTHER UNIFORMED PERSONNEL (PHS,CG,NOAA) - TOTAL	600	123	303	174
ADMISSIONS OF RETIRED US UNIFORMED PERSONNEL - TOTAL	25,382	11,329	5,369	8,684
ADMISSIONS OF RETIRED MILITARY - TOTAL	25,139	11,250	5,261	8,628
ARMY	10,103	7,623	875	1,605
NAVY-MARINE CORPS	6,114	1,237	3,605	1,272
AIR FORCE	8,922	2,390	781	5,751
ADMISSIONS OF OTHER RETIRED UNIFORMED PERSONNEL (PHS,CG,NOAA) - TOTAL	243	79	108	56

Prepared by: Washington Headquarters Services
Directorate for Information
Operations and Reports

TABLE 2.2
ADMISSIONS - UNITED STATES

QUARTER ENDING MARCH 31, 1994

FIXED MILITARY MEDICAL FACILITIES	DOD TOTAL	ARMY FACILITIES	NAVY FACILITIES	AIR FORCE FACILITIES
ADMISSIONS OF DEPENDENTS OF US ACTIVE DUTY MILITARY PERSONNEL	52,229	25,519	12,415	14,295
- TOTAL				
ARMY	23,053	20,986	583	1,484
NAVY-MARINE CORPS	15,214	2,354	11,325	1,535
AIR FORCE	13,962	2,179	507	11,276
ADMISSIONS OF DEPENDENTS OF RETIRED AND DECEASED US MILITARY PERSONNEL	24,815	10,821	4,847	9,147
- TOTAL				
ARMY	10,074	7,520	768	1,786
NAVY-MARINE CORPS	5,857	1,158	3,398	1,301
AIR FORCE	8,884	2,143	681	6,060
ADMISSIONS OF DEPENDENTS OF OTHER UNIFORMED MILITARY PERSONNEL	792	238	310	244
- TOTAL				
ADMISSIONS OF ALL OTHER BENEFICIARIES	4,711	3,422	278	1,011
- TOTAL				

Prepared by Washington Headquarters Services
Directorate for Information
Operations and Reports

TABLE 2.3
ADMISSIONS - OVERSEAS
QUARTER ENDING MARCH 31, 1994

FIXED MILITARY MEDICAL FACILITIES	DOD TOTAL	ARMY FACILITIES	NAVY FACILITIES	AIR FORCE FACILITIES
NUMBER OF ADMISSIONS - TOTAL	16,326	8,450	4,814	3,062
ADMISSIONS OF US ACTIVE DUTY UNIFORMED PERSONNEL - TOTAL	6,969	3,757	1,964	1,248
MILITARY - TOTAL	6,956	3,756	1,952	1,248
ARMY	3,304	3,150	75	79
NAVY-MARINE CORPS	1,876	132	1,640	104
AIR FORCE	1,776	474	237	1,065
OTHER UNIFORMED PERSONNEL (PHS,CG,NOAA) - TOTAL	13	1	12	0
ADMISSIONS OF RETIRED US UNIFORMED PERSONNEL - TOTAL	701	395	216	90
ADMISSIONS OF RETIRED MILITARY - TOTAL	696	394	212	90
ARMY	393	301	76	16
NAVY-MARINE CORPS	119	19	90	10
AIR FORCE	184	74	46	64
ADMISSIONS OF OTHER RETIRED UNIFORMED PERSONNEL (PHS,CG,NOAA) - TOTAL	5	1	4	0

Prepared by: Washington Headquarters Services
Directorate for Information
Operations and Reports

TABLE 2.3
ADMISSIONS - OVERSEAS

QUARTER ENDING MARCH 31, 1994

FIXED MILITARY MEDICAL FACILITIES	DOD TOTAL	ARMY FACILITIES	NAVY FACILITIES	AIR FORCE FACILITIES
ADMISSIONS OF DEPENDENTS OF US ACTIVE DUTY MILITARY PERSONNEL	7,152	3,424	2,192	1,536
- TOTAL				
ARMY	2,916	2,688	132	96
NAVY-MARINE CORPS	1,740	88	1,571	81
AIR FORCE	2,496	648	489	1,359
ADMISSIONS OF DEPENDENTS OF RETIRED AND DECEASED US MILITARY PERSONNEL	537	251	219	67
- TOTAL				
ARMY	277	172	95	10
NAVY-MARINE CORPS	113	21	88	4
AIR FORCE	147	58	36	53
ADMISSIONS OF DEPENDENTS OF OTHER UNIFORMED MILITARY PERSONNEL	7	0	7	0
- TOTAL				
ADMISSIONS OF ALL OTHER BENEFICIARIES	960	623	216	121
- TOTAL				

Prepared by: Washington Headquarters Services
Directorate for Information
Operations and Reports

TABLE 3.1

OUTPATIENT VISITS AND LIVE BIRTHS - WORLDWIDE

QUARTER ENDING MARCH 31, 1994

FIXED MILITARY MEDICAL FACILITIES	DOD TOTAL	ARMY FACILITIES	NAVY FACILITIES	AIR FORCE FACILITIES
NUMBER OF OUTPATIENT VISITS - TOTAL	11,109,498	4,659,661	2,972,815	3,477,022
OUTPATIENT VISITS BY US ACTIVE DUTY UNIFORMED PERSONNEL - TOTAL	4,133,166	1,785,080	1,287,758	1,060,328
MILITARY - TOTAL	4,108,817	1,780,160	1,273,190	1,055,467
ARMY	1,770,049	1,687,999	26,286	55,764
NAVY-MARINE CORPS	1,312,851	45,620	1,227,612	39,619
AIR FORCE	1,025,917	46,541	19,292	960,084
OTHER UNIFORMED PERSONNEL (PHS,CG,NOAA) - TOTAL	24,349	4,920	14,568	4,861
OUTPATIENT VISITS BY RETIRED US UNIFORMED PERSONNEL - TOTAL	1,111,130	459,678	229,113	422,339
OUTPATIENT VISITS BY DEPENDENTS OF US ACTIVE DUTY UNIFORMED PERSONNEL - TOTAL	3,968,765	1,589,990	1,027,094	1,351,681
DEPENDENTS OF MILITARY PERSONNEL - TOTAL	3,931,973	1,580,480	1,011,344	1,340,149
ARMY	1,506,848	1,371,104	37,343	98,401
NAVY-MARINE CORPS	1,129,006	100,265	938,929	89,812
AIR FORCE	1,296,119	109,111	35,072	1,151,936
DEPENDENTS OF OTHER UNIFORMED PERSONNEL (PHS,CG,NOAA) - TOTAL	36,792	9,510	15,750	11,532

Prepared by: Washington Headquarters Services
 Directorate for Information
 Operations and Reports

TABLE 3.1
OUTPATIENT VISITS AND LIVE BIRTHS - WORLDWIDE

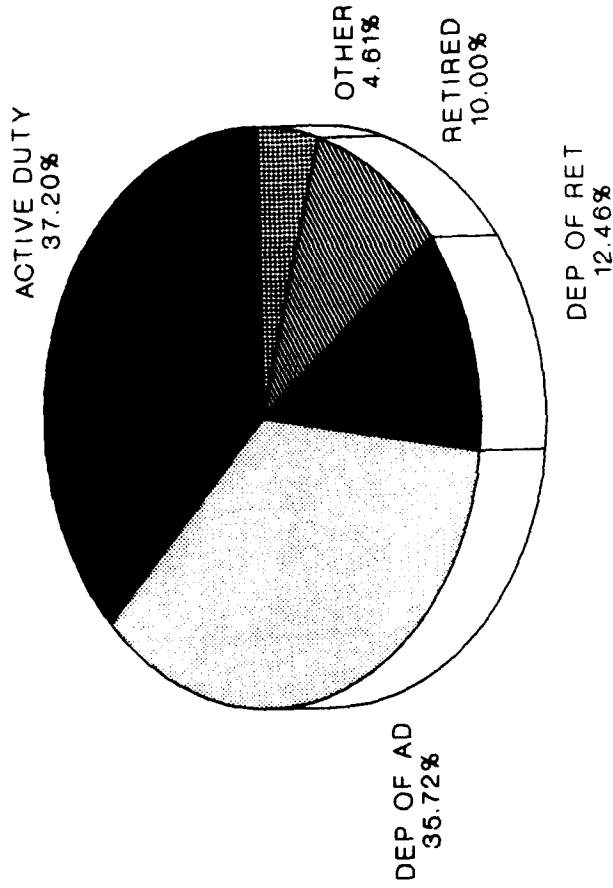
QUARTER ENDING MARCH 31, 1994

FIXED MILITARY MEDICAL FACILITIES	DOD TOTAL	ARMY FACILITIES	NAVY FACILITIES	AIR FORCE FACILITIES
OUTPATIENT VISITS BY DEPENDENTS OF RETIRED AND DECEASED US UNIFORMED PERSONNEL - TOTAL	1,383,900	572,685	265,624	545,591
OUTPATIENT VISITS BY ALL OTHER BENEFICIARIES - TOTAL	512,537	252,228	163,226	97,083
NUMBER OF LIVE BIRTHS - TOTAL	18,830	7,817	5,335	5,678

Prepared by: Washington Headquarters Services
 Directorate for Information
 Operations and Reports

OUTPATIENT VISITS - WORLDWIDE SUMMARY

QUARTER ENDING MARCH 31, 1994



Prepared by: Washington Headquarters Services
Directorate for Information
Operations and Reports

FIGURE 3.1

TABLE 3.2
OUTPATIENT VISITS AND LIVE BIRTHS - UNITED STATES

QUARTER ENDING MARCH 31, 1994

FIXED MILITARY MEDICAL FACILITIES	DOD TOTAL	ARMY FACILITIES	NAVY FACILITIES	AIR FORCE FACILITIES
NUMBER OF OUTPATIENT VISITS - TOTAL	9,744,934	4,026,670	2,622,455	3,095,809
OUTPATIENT VISITS BY US ACTIVE DUTY UNIFORMED PERSONNEL	3,511,668	1,479,894	1,130,064	901,710
MILITARY	3,488,371	1,474,980	1,116,496	896,895
ARMY	1,468,508	1,398,329	21,921	48,258
NAVY-MARINE CORPS	1,157,192	42,272	1,081,956	32,964
AIR FORCE	862,671	34,379	12,619	815,673
OTHER UNIFORMED PERSONNEL (PHS,CG,NOAA) - TOTAL	23,297	4,914	13,568	4,815
OUTPATIENT VISITS BY RETIRED US UNIFORMED PERSONNEL - TOTAL	1,079,642	443,845	219,354	416,443
OUTPATIENT VISITS BY DEPENDENTS OF US ACTIVE DUTY UNIFORMED PERSONNEL	3,358,330	1,328,120	876,430	1,153,780
DEPENDENTS OF MILITARY PERSONNEL	3,323,866	1,318,621	861,915	1,143,330
ARMY	1,255,552	1,135,411	31,820	88,321
NAVY-MARINE CORPS	987,157	96,229	808,497	82,431
AIR FORCE	1,081,157	86,981	21,598	972,578
DEPENDENTS OF OTHER UNIFORMED PERSONNEL (PHS,CG,NOAA) - TOTAL	34,464	9,499	14,515	10,450

Prepared by: Washington Headquarters Services
Directorate for Information
Operations and Reports

TABLE 3.2

OUTPATIENT VISITS AND LIVE BIRTHS - UNITED STATES

QUARTER ENDING MARCH 31, 1994

FIXED MILITARY MEDICAL FACILITIES	DOD TOTAL	ARMY FACILITIES	NAVY FACILITIES	AIR FORCE FACILITIES
OUTPATIENT VISITS BY DEPENDENTS OF RETIRED AND DECEASED US UNIFORMED PERSONNEL - TOTAL	1,355,798	561,310	254,252	540,236
OUTPATIENT VISITS BY ALL OTHER BENEFICIARIES - TOTAL	439,496	213,501	142,355	83,640
NUMBER OF LIVE BIRTHS - TOTAL	16,439	6,808	4,426	5,205

Prepared by: Washington Headquarters Services
Directorate for Information
Operations and Reports

TABLE 3.3

OUTPATIENT VISITS AND LIVE BIRTHS - OVERSEAS

QUARTER ENDING MARCH 31, 1994

FIXED MILITARY MEDICAL FACILITIES	DOD TOTAL	ARMY FACILITIES	NAVY FACILITIES	AIR FORCE FACILITIES
NUMBER OF OUTPATIENT VISITS	- TOTAL	632,991	350,360	381,213
OUTPATIENT VISITS BY US ACTIVE DUTY UNIFORMED PERSONNEL	- TOTAL	305,186	157,694	158,618
MILITARY	- TOTAL	305,180	156,694	158,572
ARMY		289,670	4,365	7,506
NAVY-MARINE CORPS		3,348	145,656	6,655
AIR FORCE		12,162	6,673	144,411
OTHER UNIFORMED PERSONNEL (PHS,CG,NOAA)	- TOTAL	6	1,000	46
OUTPATIENT VISITS BY RETIRED US UNIFORMED PERSONNEL	- TOTAL	15,833	9,759	5,896
OUTPATIENT VISITS BY DEPENDENTS OF US ACTIVE DUTY UNIFORMED PERSONNEL	- TOTAL	261,870	150,664	197,901
DEPENDENTS OF MILITARY PERSONNEL	- TOTAL	261,859	149,429	196,819
ARMY		235,693	5,523	10,080
NAVY-MARINE CORPS		4,036	130,432	7,381
AIR FORCE		22,130	13,474	179,358
DEPENDENTS OF OTHER UNIFORMED PERSONNEL (PHS,CG,NOAA)	- TOTAL	11	1,235	1,082

Prepared by: Washington Headquarters Services
 Directorate for Information
 Operations and Reports

TABLE 3.3

OUTPATIENT VISITS AND LIVE BIRTHS - OVERSEAS

QUARTER ENDING MARCH 31, 1994

FIXED MILITARY MEDICAL FACILITIES	DOD TOTAL	ARMY FACILITIES	NAVY FACILITIES	AIR FORCE FACILITIES
OUTPATIENT VISITS BY DEPENDENTS OF RETIRED AND DECEASED US UNIFORMED PERSONNEL - TOTAL	28,102	11,375	11,372	5,355
OUTPATIENT VISITS BY ALL OTHER BENEFICIARIES - TOTAL	73,041	38,727	20,871	13,443
NUMBER OF LIVE BIRTHS - TOTAL	2,391	1,009	909	473

Prepared by: Washington Headquarters Services
 Directorate for Information
 Operations and Reports

GLOSSARY

Admission. An act of placing an individual under treatment or observation in a hospital. The day of admission is the day on which the hospital makes a formal acceptance of the patient who is to be provided with room, board, and continuous nursing service in the area of the hospital where patients normally stay at least overnight. While the admission of a newborn is deemed to occur at time of birth, these neonates are reported separately and excluded from the admission data.

Average Daily Patient Load (ADPL). Average number of inpatients in the hospital and receiving care each day during a reported period. Included are patients on pass or liberty not in excess of 72 hours and patients admitted and discharged on the same day. Excluded are newborns, patients on convalescent leave, and patients authorized to subsist out. ADPL is calculated by dividing the number of occupied bed days during the period by the total number of days in the reported period.

Bassinets Day. A day spent in the newborn nursery by a healthy infant. This excludes days spent by infants in equipment referred to as a bassinet on any pediatric nursing unit, pediatric intensive care unit, or other nursing unit.

Live Births. The complete expulsion or extraction from a mother of a product of conception, irrespective of the duration of pregnancy, which, after such separation, breathes or shows any other evidence of life such as heartbeat, umbilical cord pulsation, or definite movement of voluntary muscles, whether or not the umbilical cord has been cut or the placenta is attached. Heartbeats are to be distinguished from transient cardiac contractions; respirations are to be distinguished from fleeting respiratory efforts or gasps.

Operating Bed. Accommodation in a functioning medical treatment facility that is currently set up and ready in all respects for the care of a patient. It must include supporting space, equipment, medical material, ancillary and support services, and staff to operate under normal circumstances. Excluded are transient patient beds, bassinets, incubators, labor beds, and recovery beds.

Outpatient Visit. A hospital program for the performance of elective surgical procedures on patients who are not admitted to the hospital as inpatients.