

AD-A284 998

REPORT DOCUMENTATION PAGED 1 of 1

Form Approved
OMB No. 0704-0188

Public reporting burden for this collection of information is estimated to average 1 hour per response, including the time for reviewing instructions, searching existing data sources, gathering and maintaining the data needed, and completing and reviewing the collection of information. Send comments regarding this burden estimate or any aspect of this collection of information, including suggestions for reducing this burden, to Washington Headquarters Services, Directorate for Information Operations and Reports, 1215 Jefferson Davis Highway, Suite 1204, Arlington, VA 22202-4302, and to the Office of Management and Budget, Paperwork Reduction Project (0704-0188), Washington, DC 20503.

1. AGENCY USE ONLY (Leave blank)	2. REPORT DATE	3. REPORT TYPE AND DATES COVERED
		ANNUAL 15 Jun 94 TO 14 Aug 94


4. TITLE AND SUBTITLE	5. FUNDING NUMBERS
ELECTROCHEMICAL IMPEDANCE PATTERN RECOGNITION FOR DETECTION OF HIDDEN CHEMICAL CORROSION ON AIRCRAFT COMPONENTS	F49620-94-C-0043

6. AUTHOR(S)	
Dr Anthony F. Sammells	65502F 3005/SS

7. PERFORMING ORGANIZATION NAME(S) AND ADDRESS(ES)	8. PERFORMING ORGANIZATION REPORT NUMBER
Eltron Research, Inc. 2830 Wilderness Place Boulder, CO 80301	

9. SPONSORING / MONITORING AGENCY NAME(S) AND ADDRESS(ES)	10. SPONSORING / MONITORING AGENCY REPORT NUMBER
AFOSR/NL 110 Duncan Ave Suite B115 Bolling AFB DC 20332-0001 Maj Thomas E. Erstfeld	AD A284 998

11. SUPPLEMENTARY NOTES	
-------------------------	--



12a. DISTRIBUTION / AVAILABILITY STATEMENT	12b. DISTRIBUTION CODE
Approved for public release; distribution unlimited.	A

13. ABSTRACT (Maximum 200 words)

This program is addressing the need for diagnostic instrumentation to detect the presence of hidden chemical corrosion occurring at aircraft titanium and aluminum alloys. The approach is being directed towards development of pattern recognition schemes based upon the initial on-line acquisition of electrochemical impedance spectra using Fast Fourier Transform Electrochemical Impedance Spectroscopy (FFTEIS) instrumentation from the suspect corrosion site.

94-31606

14. SUBJECT TERMS			15. NUMBER OF PAGES
			16. PRICE CODE
17. SECURITY CLASSIFICATION OF REPORT (U)	18. SECURITY CLASSIFICATION OF THIS PAGE (U)	19. SECURITY CLASSIFICATION OF ABSTRACT (U)	20. LIMITATION OF ABSTRACT (U)

**"ELECTROCHEMICAL IMPEDANCE PATTERN RECOGNITION
FOR DETECTION OF HIDDEN CHEMICAL CORROSION
ON AIRCRAFT COMPONENTS"**

Bi-Monthly Technical Progress Report Number 1

on

**DOD SBIR Contract No. F49620-94-C-0043, DEF
for the period June 15, 1994 - August 14, 1994**

Prepared by:

**Anthony F. Sammells
and
James S. Bowers**

***Eltron Research, Inc.
2830 Wilderness Place
Boulder, CO 80301***

Accession For	
NTIS CRA&I	
DTIC TAB	
Unannounced	
Justification	
By	
Distribution /	
Availability Codes	
Dist	Avail and/or Special
A-1	

August 1994

DTIC QUALITY INSPECTED 8

This program is addressing the need for diagnostic instrumentation to detect the presence of hidden chemical corrosion occurring at aircraft titanium and aluminum alloys. The approach is being directed towards development of pattern recognition schemes based upon the initial on-line acquisition of electrochemical impedance spectra using Fast Fourier Transform Electrochemical Impedance Spectroscopy (FFTEIS) instrumentation from the suspect corrosion site.

The contract Task 1 goal was to develop and implement Fast Fourier Transform Electrochemical Impedance Spectroscopy (FFTEIS) hardware and verify hardware performance on Al2024, Al7075 and Ti15,3,3,3 alloy working electrodes as potential corrosion sites. This goal was successfully achieved. Hardware developed included an instrumental differential amplifier, stepwise variable gain amplifier and dual matched characteristic six pole Bessel type low pass filters (schematically shown in Figure 1). Bessel filters have linear phase shift there-

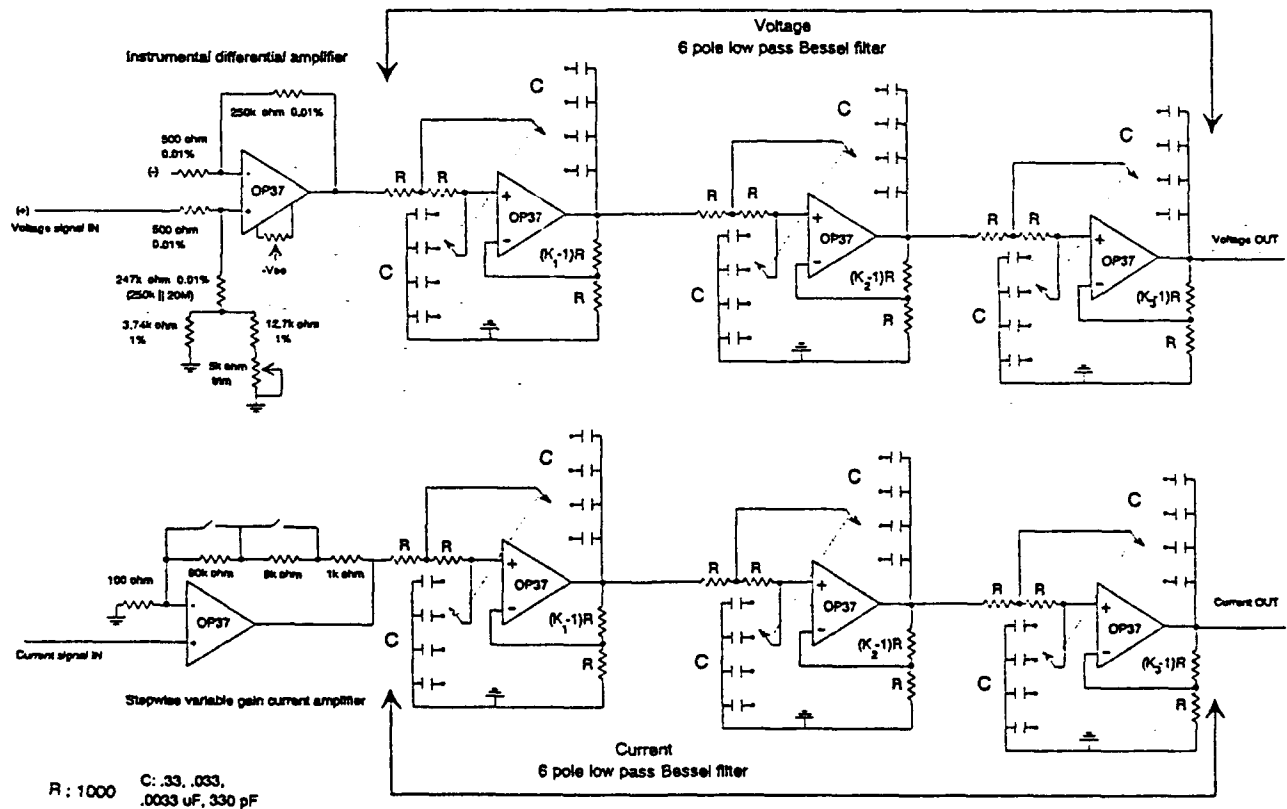


Figure 1. Instrumental differential and stepwise variable gain amplifiers followed by Dual matched characteristic 6 pole Bessel filters. Small voltage and current cell responses amplified for analog-to-digital conversion and filtered of pseudo-white-noise artifacts designed and fabricated at Eltron Research, Inc. during Task 1 of this program.

by making them ideal for this application. Data acquisition system hardware incorporating 12 bit dual digital-to-analog and dual analog-to-digital was programmed to apply pseudo-white-noise characterized by random phase to the working electrode alloys and acquire the time domain voltage and current response for over four frequency intervals. Filter roll-off 3 db points were established at 30 kHz, 3 kHz, 300 Hz and 30 Hz to prevent digital-to-analog conversion aliasing. 60 Hz and integer multiples were prevented from introducing noise by implementing frequencies based on prime numbers. A Stonehart BC1200 potentiostat interfaced the data acquisition system to the electrochemical cell; voltage and current responses were put through the amplifiers/filters and subsequently FFT transformed in a 486 based PC. FFT produced impedance phase and magnitude data were obtained and validated against conventional impedance spectroscopy for one of each type of alloy in three 0.1 molar electrolyte solutions, of HNO₃, H₂SO₄, and KNO₃. After making adjustments as needed, including analysis with series resistor and capacitor circuits, correlation of electrochemical cell parameters with conventional EIS demonstrated that the FFTEIS equipment was operating properly.

FFTEIS was performed on bare alloy samples to serve as the baseline for hidden corrosion results (Figure 2). Coupons of each alloy and each combination of alloys were spot welded or clamped together to form simulated hidden corrosion sites. These samples will be used during the majority of Task 2; "FFTEIS Measurements on Relevant Metal Substrates Subjected to Hidden Chemical Corrosion."

As discussed performance with contract goals and schedule is on plan.

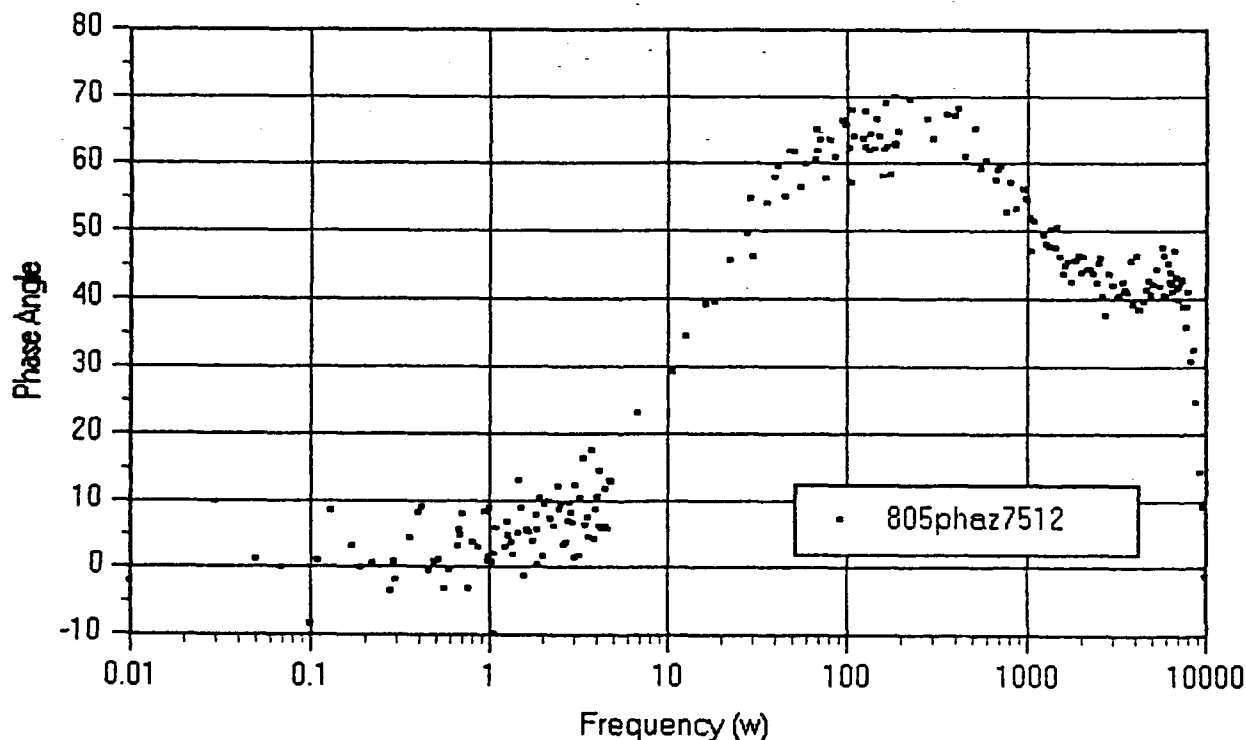


Figure 2. Baseline phase angle vs. frequency for alloy Al7075 in 0.1M H₂SO₄.