

AD-A285 711



Department of Defense

SELECTED MEDICAL CARE STATISTICS

June 30, 1994



94-32964



hwp

DTIC QUALITY MANAGEMENT

DTIC
ELECTIC
OCT 25 1994
S 9

Approved for public release

L02



DIRECTORATE FOR INFORMATION
OPERATIONS AND REPORTS (DIOR)

OSD
WEST-POINT HEADQUARTERS SERVICES

Department of Defense Selected Medical Care Statistics

June 30, 1994

Washington Headquarters Services
Directorate for Information
Operations and Reports

Accession For	
NTIS	CRA&I
DTIC	TAB
Unannounced	<input type="checkbox"/>
Justification	
By	
Distribution	
Availability Codes	
Dist	Avail and/or Special
A-1	

FOR SALE BY THE SUPERINTENDENT OF DOCUMENTS
U.S. GOVERNMENT PRINTING OFFICE
WASHINGTON, D.C. 20402

DTIC and NTIS identification number for this publication is DIOR/LO2-94/03.

FOREWORD

Selected Medical Care Statistics (SMCS) is a quarterly publication prepared by the Washington Headquarters Services, Directorate for Information Operations and Reports (WHS/DIOR) of the Office of the Secretary of Defense.

SMCS presents quarterly summary data concerning medical care provided at fixed military medical facilities located in: (1) the United States (including Alaska and Hawaii) and (2) outside the United States, in territories, possessions, and foreign countries. This publication contains pie charts which are based on the percentage of the DoD worldwide total for each of the categories. Admissions and beds occupied by dependents of other uniformed personnel (Public Health Service (PHS), Coast Guard (CG), National Oceanic Atmospheric Administration (NOAA)) are less than one percent and are included in the "other" category on applicable charts and graphs.

This publication is generated from a data base developed and maintained in consonance with Department of Defense Instruction (DoDI) 6015.14, July 13, 1990, under Report Control Symbol DA&M(Q)1474, by the Manpower Management Information Division of WHS/DIOR.

TABLE OF CONTENTS

TABLE NUMBER

PAGE

QUARTER ENDING JUNE 30, 1994

Table 1.1	Operating Beds/Operating Bassinets/Beds Occupied - Worldwide.....	1
Figure 1.1	Beds Occupied - Worldwide Summary (ADPL).....	3
Table 1.2	Operating Beds/Operating Bassinets/Beds Occupied - United States.....	4
Table 1.3	Operating Beds/Operating Bassinets/Beds Occupied - Overseas.....	6
Table 2.1	Admissions - Worldwide.....	8
Figure 2.1	Admissions - Worldwide Summary.....	10
Table 2.2	Admissions - United States.....	11
Table 2.3	Admissions - Overseas.....	13
Table 3.1	Outpatient Visits and Live Births - Worldwide.....	15
Figure 3.1	Outpatient Visits - Worldwide Summary.....	17
Table 3.2	Outpatient Visits and Live Births - United States.....	18
Table 3.3	Outpatient Visits and Live Births - Overseas.....	20
	GLOSSARY.....	23

**TABLE 1.1
OPERATING BEDS/OPERATING BASSINETS/BEDS OCCUPIED - WORLDWIDE**

QUARTER ENDING JUNE 30, 1994

FIXED MILITARY MEDICAL FACILITIES	DOD TOTAL	ARMY FACILITIES	NAVY FACILITIES	AIR FORCE FACILITIES
NUMBER OF OPERATING BEDS - TOTAL	9,958	3,792	3,378	2,788
NUMBER OF OPERATING BASSINETS - TOTAL	1,455	410	221	824
NUMBER OF BEDS OCCUPIED (DAILY AVERAGE (ADPL)) - TOTAL	6,512	3,137	1,595	1,780
BEDS OCCUPIED BY US ACTIVE DUTY UNIFORMED PERSONNEL - TOTAL	2,149	940	713	496
MILITARY - TOTAL	2,125	935	701	489
ARMY	920	797	43	80
NAVY-MARINE CORPS	740	68	632	40
AIR FORCE	465	70	26	369
OTHER UNIFORMED PERSONNEL (PHS,CG,NOAA) - TOTAL	24	5	12	7
BEDS OCCUPIED BY RETIRED US UNIFORMED PERSONNEL - TOTAL	1,283	636	245	402
RETIRED MILITARY - TOTAL	1,272	632	241	399
ARMY	535	418	38	79
NAVY-MARINE CORPS	294	68	166	60
AIR FORCE	443	146	37	260
OTHER RETIRED UNIFORMED PERSONNEL (PHS,CG,NOAA) - TOTAL	11	4	4	3

Prepared by: Washington Headquarters Services
Directorate for Information
Operations and Reports

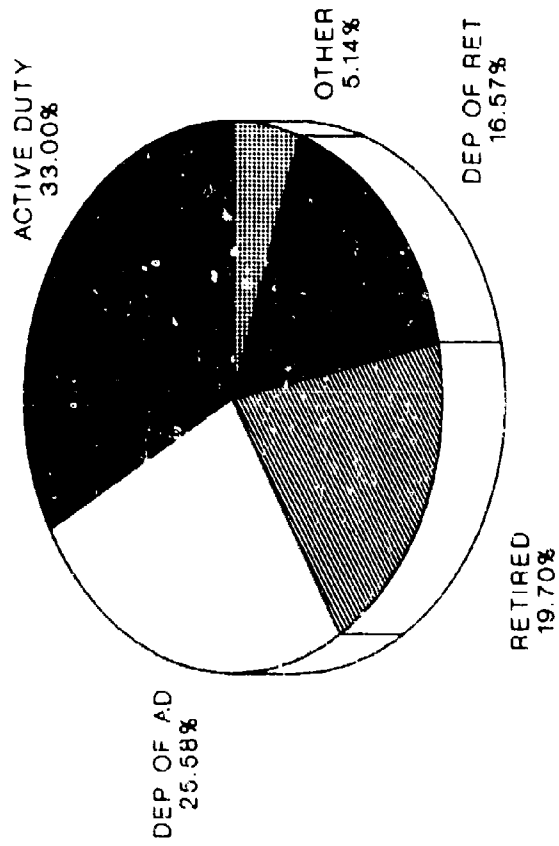
TABLE 1.1
OPERATING BEDS/OPERATING BASSINETS/BEDS OCCUPIED - WORLDWIDE
QUARTER ENDING JUNE 30, 1994

FIXED MILITARY MEDICAL FACILITIES	DOD TOTAL	ARMY FACILITIES	NAVY FACILITIES	AIR FORCE FACILITIES
BEDS OCCUPIED BY DEPENDENTS OF US ACTIVE DUTY MILITARY PERSONNEL	1,666	833	404	429
ARMY	730	654	24	52
NAVY-MARINE CORPS	493	85	353	55
AIR FORCE	443	94	27	322
BEDS OCCUPIED BY DEPENDENTS OF RETIRED AND DECEASED US MILITARY PERSONNEL	1,079	500	199	380
ARMY	456	340	35	81
NAVY-MARINE CORPS	251	59	136	56
AIR FORCE	372	101	28	243
BEDS OCCUPIED BY DEPENDENTS OF OTHER UNIFORMED PERSONNEL (PHS, CG, NOAA)	24	9	8	7
BEDS OCCUPIED BY ALL OTHER BENEFICIARIES	311	219	26	66

Prepared by: Washington Headquarters Services
Directorate for Information
Operations and Reports

BEDS OCCUPIED - WORLDWIDE SUMMARY (ADPL)

QUARTER ENDING JUNE 30, 1994



Prepared by: Washington Headquarters Services
Directorate for Information
Operations and Reports

FIGURE 1.1

TABLE 1.2
OPERATING BEDS/OPERATING BASSINETS/BEDS OCCUPIED - UNITED STATES

QUARTER ENDING JUNE 30, 1994

FIXED MILITARY MEDICAL FACILITIES	DOD TOTAL	ARMY FACILITIES	NAVY FACILITIES	AIR FORCE FACILITIES
NUMBER OF OPERATING BEDS - TOTAL	8,917	3,326	2,949	2,642
NUMBER OF OPERATING BASSINETS - TOTAL	1,332	391	181	760
NUMBER OF BEDS OCCUPIED (DAILY AVERAGE (ADPL)) - TOTAL	5,937	2,839	1,403	1,695
BEDS OCCUPIED BY US ACTIVE DUTY UNIFORMED PERSONNEL - TOTAL	1,850	788	607	455
MILITARY - TOTAL	1,827	783	596	448
ARMY	784	668	39	77
NAVY-MARINE CORPS	640	64	539	37
AIR FORCE	403	51	18	334
OTHER UNIFORMED PERSONNEL (PHS CG, NOAA) - TOTAL	23	5	11	7
BEDS OCCUPIED BY RETIRED US UNIFORMED PERSONNEL - TOTAL	1,249	616	234	399
RETIRED MILITARY - TOTAL	1,238	612	230	396
ARMY	519	405	35	79
NAVY-MARINE CORPS	286	67	159	60
AIR FORCE	433	140	36	257
OTHER RETIRED UNIFORMED PERSONNEL (PHS, CG, NOAA) - TOTAL	11	4	4	3

Prepared by Washington Headquarters Services
Directorate for Information
Operations and Reports

TABLE 1.2
OPERATING BEDS/OPERATING BASSINETS/BEDS OCCUPIED - UNITED STATES

QUARTER ENDING JUNE 30, 1994

FIXED MILITARY MEDICAL FACILITIES	DOD TOTAL	ARMY FACILITIES	NAVY FACILITIES	AIR FORCE FACILITIES
BEDS OCCUPIED BY DEPENDENTS OF US ACTIVE DUTY MILITARY PERSONNEL	1,479	738	347	394
ARMY	651	580	21	50
NAVY-MARINE CORPS	443	82	308	53
AIR FORCE	385	76	18	291
BEDS OCCUPIED BY DEPENDENTS OF RETIRED AND DECEASED US MILITARY PERSONNEL	1,059	463	192	378
ARMY	446	333	32	81
NAVY-MARINE CORPS	247	58	133	56
AIR FORCE	366	98	27	241
BEDS OCCUPIED BY DEPENDENTS OF OTHER UNIFORMED PERSONNEL (PHS,CG,NOAA)	24	9	8	7
BEDS OCCUPIED BY ALL OTHER BENEFICIARIES	276	199	15	62

Prepared by: Washington Headquarters Services
 Directorate for Information
 Operations and Reports

TABLE 1.3

OPERATING BEDS/OPERATING BASSINETS/BEDS OCCUPIED - OVERSEAS

QUARTER ENDING JUNE 30, 1994

FIXED MILITARY MEDICAL FACILITIES	DOD TOTAL	ARMY FACILITIES	NAVY FACILITIES	AIR FORCE FACILITIES
NUMBER OF OPERATING BEDS - TOTAL	1,041	456	429	146
NUMBER OF OPERATING BASSINETS - TOTAL	123	19	40	64
NUMBER OF BEDS OCCUPIED (DAILY AVERAGE (ADPL)) - TOTAL	575	298	192	85
BEDS OCCUPIED BY US ACTIVE DUTY UNIFORMED PERSONNEL - TOTAL	299	152	106	41
MILITARY	298	152	105	41
ARMY	136	129	4	3
NAVY-MARINE CORPS	100	4	93	3
AIR FORCE	62	19	8	35
OTHER UNIFORMED PERSONNEL (PHS, CG, NOAA) - TOTAL	1	0	1	0
BEDS OCCUPIED BY RETIRED US UNIFORMED PERSONNEL - TOTAL	34	20	11	3
RETIRED MILITARY	34	20	11	3
ARMY	16	13	3	0
NAVY-MARINE CORPS	8	1	7	0
AIR FORCE	10	6	1	3
OTHER RETIRED UNIFORMED PERSONNEL (PHS, CG, NOAA) - TOTAL	0	0	0	0

Prepared by: Washington Headquarters Services
 Directorate for Information
 Operations and Reports

**TABLE 1.3
OPERATING BEDS/OPERATING BASSINETS/BEDS OCCUPIED - OVERSEAS**

QUARTER ENDING JUNE 30, 1994

FIXED MILITARY MEDICAL FACILITIES	DOD TOTAL	ARMY FACILITIES	NAVY FACILITIES	AIR FORCE FACILITIES
BEDS OCCUPIED BY DEPENDENTS OF US ACTIVE DUTY MILITARY PERSONNEL - TOTAL	187	95	57	35
ARMY	79	74	3	2
NAVY-MARINE CORPS	50	3	45	2
AIR FORCE	58	18	9	31
BEDS OCCUPIED BY DEPENDENTS OF RETIRED AND DECEASED US MILITARY PERSONNEL - TOTAL	20	11	7	2
ARMY	10	7	3	0
NAVY-MARINE CORPS	4	1	3	0
AIR FORCE	6	3	1	2
BEDS OCCUPIED BY DEPENDENTS OF OTHER UNIFORMED PERSONNEL (PHS, CG, NOAA) - TOTAL	0	0	0	0
BEDS OCCUPIED BY ALL OTHER BENEFICIARIES - TOTAL	35	20	11	4

Prepared by: Washington Headquarters Services
Directorate for Information
Operations and Reports

TABLE 2.1
ADMISSIONS - WORLDWIDE
QUARTER ENDING JUNE 30, 1994

FIXED MILITARY MEDICAL FACILITIES	DOD TOTAL	ARMY FACILITIES	NAVY FACILITIES	AIR FORCE FACILITIES
NUMBER OF ADMISSIONS - TOTAL	156,923	72,199	39,543	45,181
ADMISSIONS OF US ACTIVE DUTY UNIFORMED PERSONNEL - TOTAL	46,457	19,690	14,853	11,914
MILITARY - TOTAL	45,832	19,563	14,529	11,740
ARMY	18,627	16,691	707	1,229
NAVY-MARINE CORPS	15,428	1,364	13,150	914
AIR FORCE	11,777	1,508	672	9,597
OTHER UNIFORMED PERSONNEL (PHS, CG, NOAA) - TOTAL	625	127	324	174
ADMISSIONS OF RETIRED US UNIFORMED PERSONNEL - TOTAL	24,493	11,108	5,305	8,080
ADMISSIONS OF RETIRED MILITARY - TOTAL	24,256	11,037	5,199	8,020
ARMY	9,761	7,330	854	1,577
NAVY-MARINE CORPS	5,929	1,214	3,531	1,184
AIR FORCE	8,566	2,493	814	5,259
ADMISSIONS OF OTHER RETIRED UNIFORMED PERSONNEL (PHS, CG, NOAA) - TOTAL	237	71	106	60

Prepared by: Washington Headquarters Services
Directorate for Information
Operations and Reports

TABLE 2.1
ADMISSIONS - WORLDWIDE

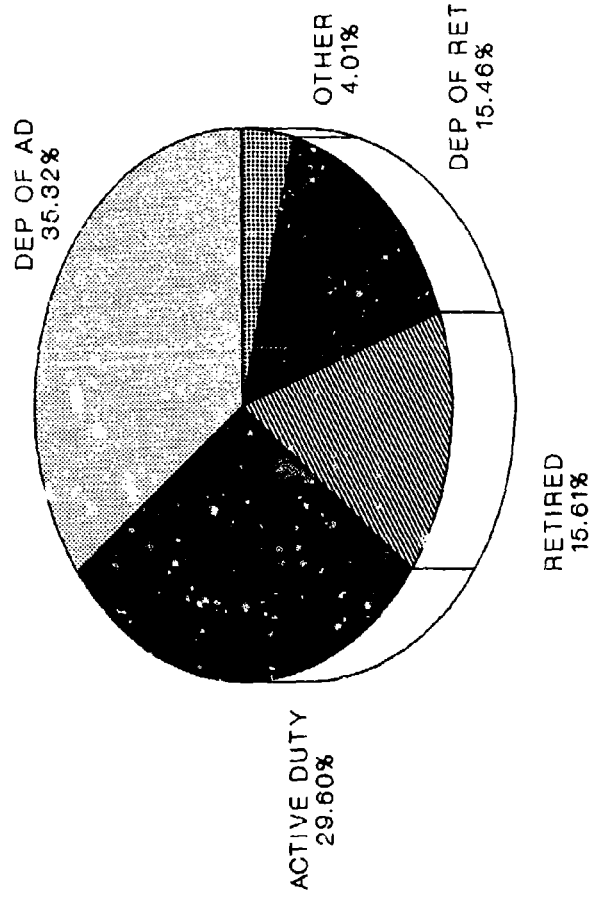
QUARTER ENDING JUNE 30, 1994

FIXED MILITARY MEDICAL FACILITIES	DOD TOTAL	ARMY FACILITIES	NAVY FACILITIES	AIR FORCE FACILITIES
ADMISSIONS OF DEPENDENTS OF US ACTIVE DUTY MILITARY PERSONNEL	- TOTAL 55,427	26,905	13,613	14,909
ARMY	23,812	21,747	628	1,437
NAVY-MARINE CORPS	15,940	2,341	12,046	1,553
AIR FORCE	15,675	2,817	939	11,919
ADMISSIONS OF DEPENDENTS OF RETIRED AND DECEASED US MILITARY PERSONNEL	- TOTAL 24,255	10,522	4,943	8,790
ARMY	9,786	7,226	830	1,730
NAVY-MARINE CORPS	5,816	1,189	3,374	1,253
AIR FORCE	8,653	2,107	739	5,807
ADMISSIONS OF DEPENDENTS OF OTHER UNIFORMED MILITARY PERSONNEL	- TOTAL 741	240	301	200
ADMISSIONS OF ALL OTHER BENEFICIARIES	- TOTAL 5,550	3,734	528	1,288

Prepared by: Washington Headquarters Services
Directorate for Information
Operations and Reports

ADMISSIONS - WORLDWIDE SUMMARY

QUARTER ENDING JUNE 30, 1994



Prepared by: Washington Headquarters Services
Directorate for Information
Operations and Reports

FIGURE 2.1

TABLE 2.2
ADMISSIONS - UNITED STATES
QUARTER ENDING JUNE 30, 1994

FIXED MILITARY MEDICAL FACILITIES	DOD TOTAL	ARMY FACILITIES	NAVY FACILITIES	AIR FORCE FACILITIES
NUMBER OF ADMISSIONS - TOTAL	141,731	64,627	34,845	42,259
ADMISSIONS OF US ACTIVE DUTY UNIFORMED PERSONNEL - TOTAL	39,838	16,338	12,854	10,646
MILITARY - TOTAL	39,236	16,211	12,553	10,472
ARMY	15,617	13,877	600	1,140
NAVY-MARINE CORPS	13,571	1,264	11,493	814
AIR FORCE	10,048	1,070	460	8,518
OTHER UNIFORMED PERSONNEL (PHS,CG,NOAA) - TOTAL	602	127	301	174
ADMISSIONS OF RETIRED US UNIFORMED PERSONNEL - TOTAL	23,856	10,767	5,096	7,993
ADMISSIONS OF RETIRED MILITARY - TOTAL	23,626	10,696	4,996	7,934
ARMY	9,437	7,092	782	1,563
NAVY-MARINE CORPS	5,799	1,205	3,421	1,173
AIR FORCE	8,390	2,399	793	5,198
ADMISSIONS OF OTHER RETIRED UNIFORMED PERSONNEL (PHS,CG,NOAA) - TOTAL	230	71	100	59

Prepared by: Washington Headquarters Services
 Directorate for Information
 Operations and Reports

TABLE 2.2
ADMISSIONS - UNITED STATES
QUARTER ENDING JUNE 30, 1994

FIXED MILITARY MEDICAL FACILITIES	DOD TOTAL	ARMY FACILITIES	NAVY FACILITIES	AIR FORCE FACILITIES
ADMISSIONS OF DEPENDENTS OF US ACTIVE DUTY MILITARY PERSONNEL	- TOTAL 48,778	23,707	11,569	13,502
ARMY	21,171	19,281	527	1,363
NAVY-MARINE CORPS	14,200	2,234	10,486	1,480
AIR FORCE	13,407	2,192	556	10,659
ADMISSIONS OF DEPENDENTS OF RETIRED AND DECEASED US MILITARY PERSONNEL	- TOTAL 23,743	10,273	4,732	8,738
ARMY	9,523	7,058	742	1,723
NAVY-MARINE CORPS	5,723	1,177	3,296	1,250
AIR FORCE	8,497	2,038	694	5,765
ADMISSIONS OF DEPENDENTS OF OTHER UNIFORMED MILITARY PERSONNEL	- TOTAL 733	240	293	200
ADMISSIONS OF ALL OTHER BENEFICIARIES	- TOTAL 4,783	3,302	301	1,180

Prepared by: Washington Headquarters Services
Directorate for Information
Operations and Reports

TABLE 2.3
ADMISSIONS - OVERSEAS
QUARTER ENDING JUNE 30, 1994

FIXED MILITARY MEDICAL FACILITIES	DOD TOTAL	ARMY FACILITIES	NAVY FACILITIES	AIR FORCE FACILITIES
NUMBER OF ADMISSIONS - TOTAL	15,192	7,572	4,698	2,922
ADMISSIONS OF US ACTIVE DUTY UNIFORMED PERSONNEL - TOTAL	6,619	3,352	1,999	1,268
MILITARY - TOTAL	6,596	3,352	1,976	1,268
ARMY	3,010	2,814	107	89
NAVY-MARINE CORPS	1,857	100	1,657	100
AIR FORCE	1,729	438	212	1,079
OTHER UNIFORMED PERSONNEL (PHS, CG, NOAA) - TOTAL	23	0	23	0
ADMISSIONS OF RETIRED US UNIFORMED PERSONNEL - TOTAL	637	341	209	87
ADMISSIONS OF RETIRED MILITARY - TOTAL	630	341	203	86
ARMY	324	238	72	14
NAVY-MARINE CORPS	130	9	110	11
AIR FORCE	176	94	21	61
ADMISSIONS OF OTHER RETIRED UNIFORMED PERSONNEL (PHS, CG, NOAA) - TOTAL	7	0	6	1

Prepared by: Washington Headquarters Services
Directorate for Information
Operations and Reports

TABLE 2.3

ADMISSIONS - OVERSEAS

QUARTER ENDING JUNE 30, 1994

FIXED MILITARY MEDICAL FACILITIES	DOD TOTAL	ARMY FACILITIES	NAVY FACILITIES	AIR FORCE FACILITIES
ADMISSIONS OF DEPENDENTS OF US ACTIVE DUTY MILITARY PERSONNEL	6,649	3,198	2,044	1,407
ARMY	2,641	2,466	101	74
NAVY-MARINE CORPS	1,740	107	1,560	73
AIR FORCE	2,268	625	383	1,260
ADMISSIONS OF DEPENDENTS OF RETIRED AND DECEASED US MILITARY PERSONNEL	512	249	211	52
ARMY	263	168	88	7
NAVY-MARINE CORPS	93	12	78	3
AIR FORCE	156	69	45	42
ADMISSIONS OF DEPENDENTS OF OTHER UNIFORMED MILITARY PERSONNEL	8	0	8	0
ADMISSIONS OF ALL OTHER BENEFICIARIES	767	432	227	108

Prepared by: Washington Headquarters Services
 Directorate for Information
 Operations and Reports

TABLE 3.1

OUTPATIENT VISITS AND LIVE BIRTHS - WORLDWIDE

QUARTER ENDING JUNE 30, 1994

FIXED MILITARY MEDICAL FACILITIES	DOD TOTAL	ARMY FACILITIES	NAVY FACILITIES	AIR FORCE FACILITIES
NUMBER OF OUTPATIENT VISITS - TOTAL	10,784,598	4,499,747	3,003,917	3,280,934
OUTPATIENT VISITS BY US ACTIVE DUTY UNIFORMED PERSONNEL - TOTAL	4,054,403	1,718,570	1,325,107	1,010,726
MILITARY - TOTAL	4,031,138	1,714,056	1,311,246	1,005,836
ARMY	1,703,129	1,621,945	27,188	53,996
NAVY-MARINE CORPS	1,349,884	45,738	1,263,660	40,486
AIR FORCE	978,125	46,373	20,398	911,354
OTHER UNIFORMED PERSONNEL (PHS,CG,NOAA) - TOTAL	23,265	4,514	13,861	4,890
OUTPATIENT VISITS BY RETIRED US UNIFORMED PERSONNEL - TOTAL	1,071,900	439,626	230,600	401,674
OUTPATIENT VISITS BY DEPENDENTS OF US ACTIVE DUTY UNIFORMED PERSONNEL - TOTAL	3,722,154	1,481,978	1,008,282	1,231,894
DEPENDENTS OF MILITARY PERSONNEL - TOTAL	3,686,548	1,472,990	992,400	1,221,158
ARMY	1,401,225	1,272,599	37,475	91,151
NAVY-MARINE CORPS	1,099,019	96,548	918,607	83,864
AIR FORCE	1,186,304	103,843	36,318	1,046,143
DEPENDENTS OF OTHER UNIFORMED PERSONNEL (PHS,CG,NOAA) - TOTAL	35,606	8,988	15,882	10,736

Prepared by: Washington Headquarters Services
 Directorate for Information
 Operations and Reports

TABLE 3.1

OUTPATIENT VISITS AND LIVE BIRTHS - WORLDWIDE

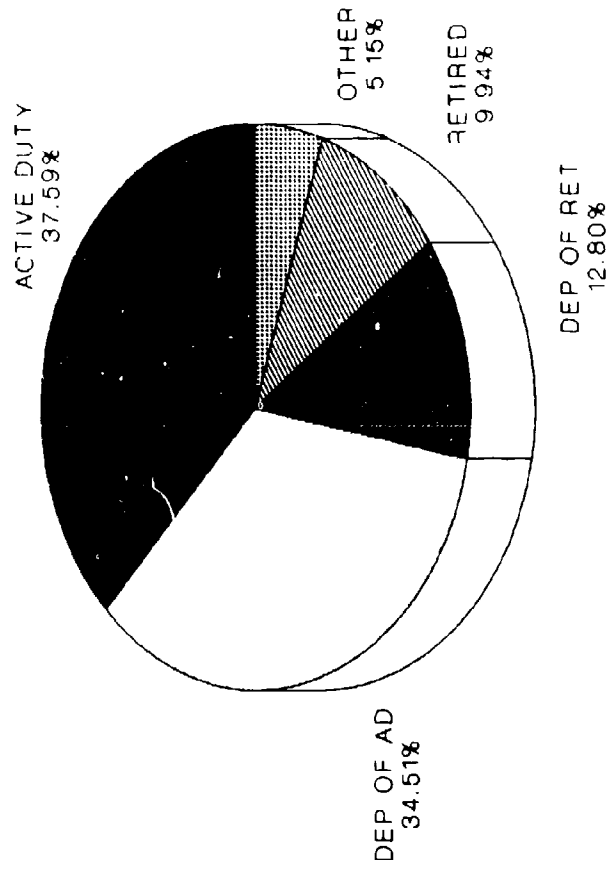
QUARTER ENDING JUNE 30, 1994

FIXED MILITARY MEDICAL FACILITIES	DOD TOTAL	ARMY FACILITIES	NAVY FACILITIES	AIR FORCE FACILITIES
OUTPATIENT VISITS BY DEPENDENTS OF RETIRED AND DECEASED US UNIFORMED PERSONNEL - TOTAL	1,380,742	570,193	269,794	540,755
OUTPATIENT VISITS BY ALL OTHER BENEFICIARIES - TOTAL	555,399	289,380	170,134	95,885
NUMBER OF LIVE BIRTHS - TOTAL	18,272	7,631	5,027	5,614

Prepared by: Washington Headquarters Services
Directorate for Information
Operations and Reports

OUTPATIENT VISITS - WORLDWIDE SUMMARY

QUARTER ENDING JUNE 30, 1994



Prepared by: Washington Headquarters Services
Directorate for Information
Operations and Reports

FIGURE 3.1

TABLE 3.2

OUTPATIENT VISITS AND LIVE BIRTHS - UNITED STATES

QUARTER ENDING JUNE 30, 1994

FIXED MILITARY MEDICAL FACILITIES	DOD TOTAL	ARMY FACILITIES	NAVY FACILITIES	AIR FORCE FACILITIES
NUMBER OF OUTPATIENT VISITS - TOTAL	9,494,523	3,908,887	2,646,698	2,938,938
OUTPATIENT VISITS BY US ACTIVE DUTY UNIFORMED PERSONNEL	3,450,459	1,426,473	1,160,131	863,855
MILITARY	3,428,104	1,421,984	1,147,094	859,026
ARMY	1,415,150	1,345,161	23,139	46,850
NAVY-MARINE CORPS	1,187,003	42,541	1,110,417	34,045
AIR FORCE	825,951	34,282	13,538	778,131
OTHER UNIFORMED PERSONNEL (PHS,CG,NOAA)	22,355	4,489	13,037	4,829
OUTPATIENT VISITS BY RETIRED US UNIFORMED PERSONNEL - TOTAL	1,045,001	426,956	221,660	396,385
OUTPATIENT VISITS BY DEPENDENTS OF US ACTIVE DUTY UNIFORMED PERSONNEL	3,157,326	1,242,945	856,300	1,058,081
DEPENDENTS OF MILITARY PERSONNEL	3,123,836	1,233,973	841,536	1,048,327
ARMY	1,172,146	1,057,412	32,132	82,602
NAVY-MARINE CORPS	955,953	92,107	786,784	77,062
AIR FORCE	995,737	84,454	22,620	888,653
DEPENDENTS OF OTHER UNIFORMED PERSONNEL (PHS,CG,NOAA)	33,490	8,972	14,764	9,754

Prepared by: Washington Headquarters Services
 Directorate for Information
 Operations and Reports

TABLE 3.2

OUTPATIENT VISITS AND LIVE BIRTHS - UNITED STATES

QUARTER ENDING JUNE 30, 1994

FIXED MILITARY MEDICAL FACILITIES	DOD TOTAL	ARMY FACILITIES	NAVY FACILITIES	AIR FORCE FACILITIES
OUTPATIENT VISITS BY DEPENDENTS OF RETIRED AND DECEASED US UNIFORMED PERSONNEL - TOTAL	1,355,892	560,018	260,190	535,694
OUTPATIENT VISITS BY ALL OTHER BENEFICIARIES - TOTAL	485,845	252,495	148,417	84,933
NUMBER OF LIVE BIRTHS - TOTAL	16,041	6,695	4,198	5,148

Prepared by: Washington Headquarters Services
Directorate for Information
Operations and Reports

TABLE 3.3

OUTPATIENT VISITS AND LIVE BIRTHS - OVERSEAS

QUARTER ENDING JUNE 30, 1994

FIXED MILITARY MEDICAL FACILITIES	DOD TOTAL	ARMY FACILITIES	NAVY FACILITIES	AIR FORCE FACILITIES
NUMBER OF OUTPATIENT VISITS - TOTAL	1,290,075	590,860	357,219	341,996
OUTPATIENT VISITS BY US ACTIVE DUTY UNIFORMED PERSONNEL - TOTAL	603,944	292,097	164,976	146,871
MILITARY - TOTAL	603,034	292,072	164,152	146,810
ARMY	287,979	276,784	4,049	7,145
NAVY-MARINE CORPS	162,881	3,197	153,243	6,441
AIR FORCE	152,174	12,091	6,860	133,223
OTHER UNIFORMED PERSONNEL (PHS, CG, NOAA) - TOTAL	910	25	824	61
OUTPATIENT VISITS BY RETIRED US UNIFORMED PERSONNEL - TOTAL	26,899	12,670	8,940	5,289
OUTPATIENT VISITS BY DEPENDENTS OF US ACTIVE DUTY UNIFORMED PERSONNEL - TOTAL	564,828	239,033	151,982	173,813
DEPENDENTS OF MILITARY PERSONNEL - TOTAL	562,712	239,017	150,864	172,831
ARMY	229,079	215,187	5,343	8,549
NAVY-MARINE CORPS	143,066	4,441	131,823	6,802
AIR FORCE	190,567	19,389	13,698	157,480
DEPENDENTS OF OTHER UNIFORMED PERSONNEL (PHS, CG, NOAA) - TOTAL	2,116	16	1,118	982

Prepared by: Washington Headquarters Services
 Directorate for Information
 Operations and Reports

TABLE 3.3

OUTPATIENT VISITS AND LIVE BIRTHS - OVERSEAS

QUARTER ENDING JUNE 30, 1994

FIXED MILITARY MEDICAL FACILITIES	DOD TOTAL	ARMY FACILITIES	NAVY FACILITIES	AIR FORCE FACILITIES
OUTPATIENT VISITS BY DEPENDENTS OF RETIRED AND DECEASED US UNIFORMED PERSONNEL - TOTAL	24,850	10,175	9,604	5,071
OUTPATIENT VISITS BY ALL OTHER BENEFICIARIES - TOTAL	69,554	36,885	21,717	10,952
NUMBER OF LIVE BIRTHS - TOTAL	2,231	936	829	466

Prepared by: Washington Headquarters Services
Directorate for Information
Operations and Reports

GLOSSARY

Admission. An act of placing an individual under treatment or observation in a hospital. The day of admission is the day on which the hospital makes a formal acceptance of the patient who is to be provided with room, board, and continuous nursing service in the area of the hospital where patients normally stay at least overnight. While the admission of a newborn is deemed to occur at time of birth, these neonates are reported separately and excluded from the admission data.

Average Daily Patient Load (ADPL). Average number of inpatients in the hospital and receiving care each day during a reported period. Included are patients on pass or liberty not in excess of 72 hours and patients admitted and discharged on the same day. Excluded are newborns, patients on convalescent leave, and patients authorized to subsist out. ADPL is calculated by dividing the number of occupied bed days during the period by the total number of days in the reported period.

Bassinnet Day. A day spent in the newborn nursery by a healthy infant. This excludes days spent by infants in equipment referred to as a bassinnet on any pediatric nursing unit, pediatric intensive care unit, or other nursing unit.

Live Births. The complete expulsion or extraction from a mother of a product of conception, irrespective of the duration of pregnancy, which, after such separation, breathes or shows any other evidence of life such as heartbeat, umbilical cord pulsation, or definite movement of voluntary muscles, whether or not the umbilical cord has been cut or the placenta is attached. Heartbeats are to be distinguished from transient cardiac contractions; respirations are to be distinguished from fleeting respiratory efforts or gasps.

Operating Bed. Accommodation in a functioning medical treatment facility that is currently set up and ready in all respects for the care of a patient. It must include supporting space, equipment, medical material, ancillary and support services, and staff to operate under normal circumstances. Excluded are transient patient beds, bassinets, incubators, labor beds, and recovery beds.

Outpatient Visit. A hospital program for the performance of elective surgical procedures on patients who are not admitted to the hospital as inpatients.