

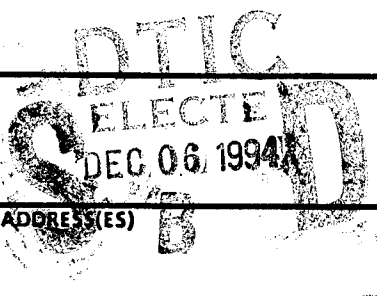
**REPORT DOCUMENTATION PAGE**

Form Approved  
OMB No. 0704-0188

Public reporting burden for this collection of information is estimated to average 1 hour per response, including the time for reviewing instructions, searching existing data sources, gathering and maintaining the data needed, and completing and reviewing the collection of information. Send comments regarding this burden estimate or any other aspect of this collection of information, including suggestions for reducing this burden, to Washington Headquarters Services, Directorate for Information Operations and Reports, 1215 Jefferson Davis Highway, Suite 1204, Arlington, VA 22202-4302, and to the Office of Management and Budget, Paperwork Reduction Project (0704-0188), Washington, DC 20503.

|                                  |                           |   |
|----------------------------------|---------------------------|---|
| 1. AGENCY USE ONLY (Leave blank) | 2. REPORT DATE<br>8-19-94 | 3. REPORT TYPE AND DATES COVERED<br>Final Report 7-31-93/8-1-92 |
|----------------------------------|---------------------------|---|

|  |  |
|--|--|
| 4. TITLE AND SUBTITLE<br><br>Bow Shock Data Analysis | 5. FUNDING NUMBERS<br><br>DAAL03-92-G-0311 |
|--|--|

|   |  |
|---|--|
| 6. AUTHOR(S)<br>Edward C. Zipf<br>Peter W. Erdman |  |
|---|--|

|  |   |
|--|---|
| 7. PERFORMING ORGANIZATION NAME(S) AND ADDRESS(ES)<br>University of Pittsburgh<br>Office of Research<br>350 Thackeray Hall<br>Pittsburgh, PA 15260 | 8. PERFORMING ORGANIZATION REPORT NUMBER<br><br>5-33181 |
|--|---|

|   |  |
|---|--|
| 9. SPONSORING/MONITORING AGENCY NAME(S) AND ADDRESS(ES)<br>U. S. Army Research Office<br>P. O. Box 12211<br>Research Triangle Park, NC 27709-2211 | 10. SPONSORING/MONITORING AGENCY REPORT NUMBER<br><br>ARO 30419.1-EG-SDT |
|---|--|

11. SUPPLEMENTARY NOTES  
The view, opinions and/or findings contained in this report are those of the author(s) and should not be construed as an official Department of the Army position, policy, or decision, unless so designated by other documentation.

|  |                        |
|--|------------------------|
| 12a. DISTRIBUTION/AVAILABILITY STATEMENT<br><br>Approved for public release; distribution unlimited. | 12b. DISTRIBUTION CODE |
|--|------------------------|

ABSTRACT (Maximum 200 words)

The University of Pittsburgh Space Physics Group in collaboration with the ARO modeling team has (1) completed a systematic organization of the shock and plume spectral data and the electron temperature and density measurements obtained during the BowShock I and II rocket flights which have been submitted to the AEDC Data Center, (2) has verified the presence of CO Cameron band emission during the Antares engine burn and for an extended period of time in the post-burn plume, and (3) have adapted 3-D radiation entrapment codes developed by the University of Pittsburgh to study aurora and other atmospheric phenomena that involve significant spatial effects to investigate the VUV and EUV envelope surrounding the re-entry that create an extensive plasma cloud by photoionization.

DTIC QUALITY INSPECTED 5

|   |  |   |                                  |
|---|--|---|----------------------------------|
| 14. SUBJECT TERMS                                     |  | 15. NUMBER OF PAGES<br>13 pages                         |                                  |
|   |  | 16. PRICE CODE  |                                  |
| 17. SECURITY CLASSIFICATION OF REPORT<br>UNCLASSIFIED | 18. SECURITY CLASSIFICATION OF THIS PAGE<br>UNCLASSIFIED | 19. SECURITY CLASSIFICATION OF ABSTRACT<br>UNCLASSIFIED | 20. LIMITATION OF ABSTRACT<br>UL |

19941129 016

# BOW SHOCK DATA ANALYSIS

ARO Contract DAAL 03-92-G-0311

## 1. BACKGROUND

The University of Pittsburgh Space Physics Group was a member of the experimental and analytical teams that designed, constructed and successfully launched the Bow Shock I and II rocket experiments. These studies of hypervelocity phenomena were supported by the Innovative Science and Technology Division of the Strategic Defense Initiative Organization. The analysis and modeling efforts were coordinated by the Army Research Office. The rocket-borne experiments obtained unique optical and Langmuir probe data on upleg and re-entry bow shocks which have required a fundamental reassessment of our understanding of the factors that control the emission of radiation from high Mach number shock waves, the heat loading on surfaces due to the absorption of vacuum ultraviolet [VUV] radiation and the formation of extended plasmas and other precursors in front of the vehicle

## 2. TASK OBJECTIVES.

The Bow Shock I and II experiments have obtained a wealth of in-situ data on hypervelocity phenomena. The objectives of the present task was for the University of Pittsburgh Space Physics Group (1) to complete a systematic organization of the shock and plume spectral data and the electron temperature and density measurements obtained during the BowShock I and II rocket flights, (2) to submit these results to the AEDC Data Center, (3) to identify the unknown molecular band systems observed in the plume spectra from Bow Shock II, (4) to adapt the 3-D radiation entrapment and ion chemistry codes developed by the University of Pittsburgh to study aurora and other atmospheric phenomena that involve significant spatial effects, to investigate the VUV and EUV envelope surrounding the re-entry that create an extensive plasmas cloud by photoionization and (5) to contribute to the preparation of papers for submission to archival journals. This was a collaborative efforts with the ARO modeling team.

## 3. SUMMARY OF RESULTS

The Bow Shock I and II datasets have been forwarded to the AEDC Data Center where they are available to the user community. A list of the publications that have resulted from the collaborative effects of the Bow Shock team is attached to this report. Additional papers are still in preparation and the work on non-linear plasma effects has just begun.

The striking molecular bands observed by the aft-viewing monochromator and photometers during the Antares burn and during the post-burn plumes of the Antares and Star-27 engines has been positively identified as CO Camaron band system. Figure 1 provides an example of the UV spectra obtained while observed the post-burn plume of the Antares motor.

During the re-entry maneuvers of Bow Shock II the payload was bumped and subsequently developed a pronounced coning motion that severely complicated the task of obtaining spectral data from the aft scanning spectrometer. The instrument was located approximately 1.2 m from the tip and viewed at right angles to the longitudinal axis of the payload and viewed the wake gases flowing from the nosetip. The retrieved spectra were strongly intensity modulated due to the vehicle's motion. It required a considerable effort to deconvolute these data. Figures 2-7 summarize the complex scenario observed during re-entry and show representative spectra at several altitudes during the descent.

The behavior of the OH(A-X) band system is particularly intriguing and is the subject of a continuing investigation

| Accession For            |                                     |
|--------------------------|-------------------------------------|
| NTIS GRA&I               | <input checked="" type="checkbox"/> |
| DTIC TAB                 | <input type="checkbox"/>            |
| Unannounced              | <input type="checkbox"/>            |
| Justification            |                                     |
| By _____                 |                                     |
| Distribution/Avail _____ |                                     |
| Availability Codes       |                                     |
| Dist                     | Avail and/or Special                |
| A-1                      |                                     |

# Post-Burn Antares Plume Spectrum

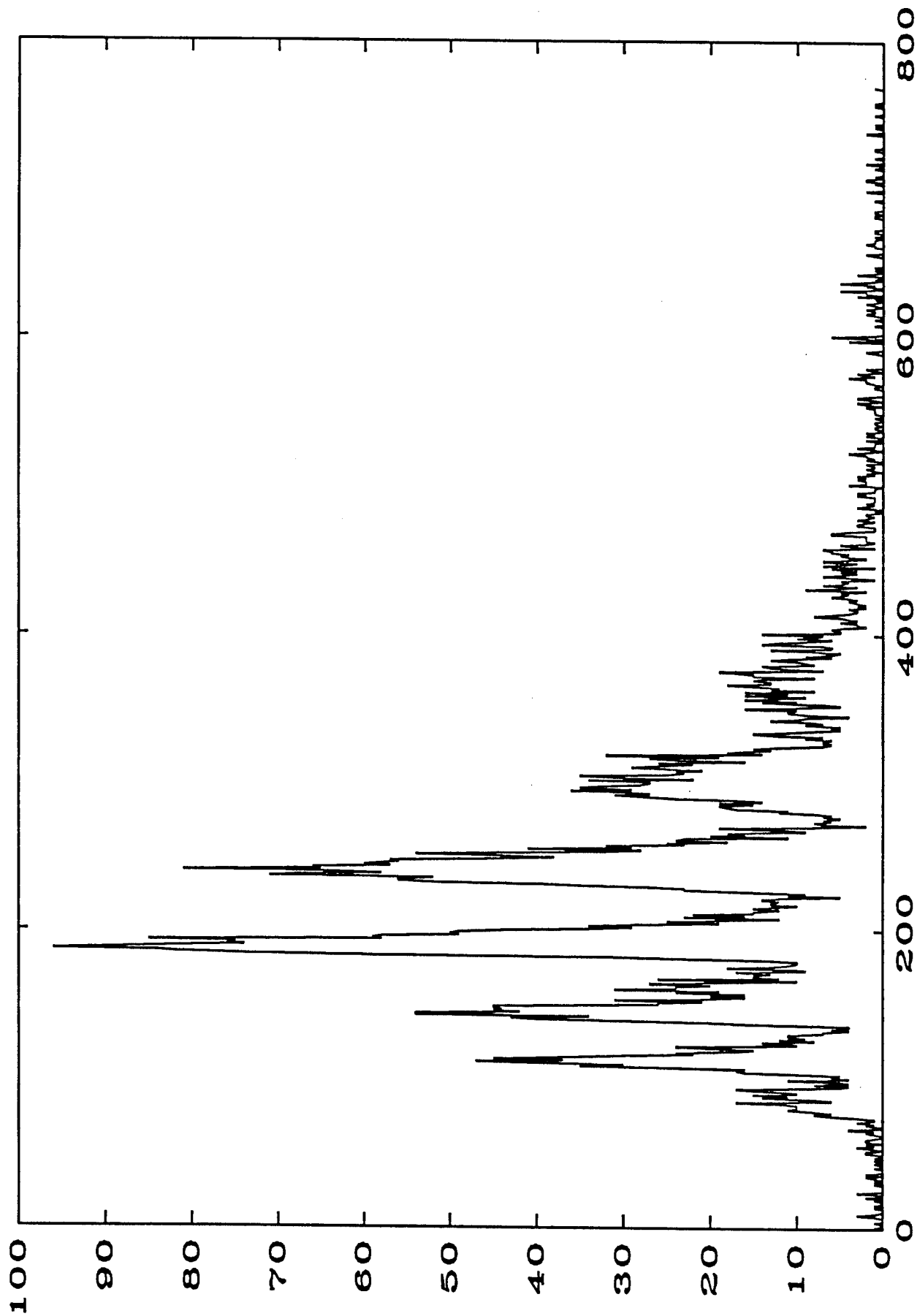
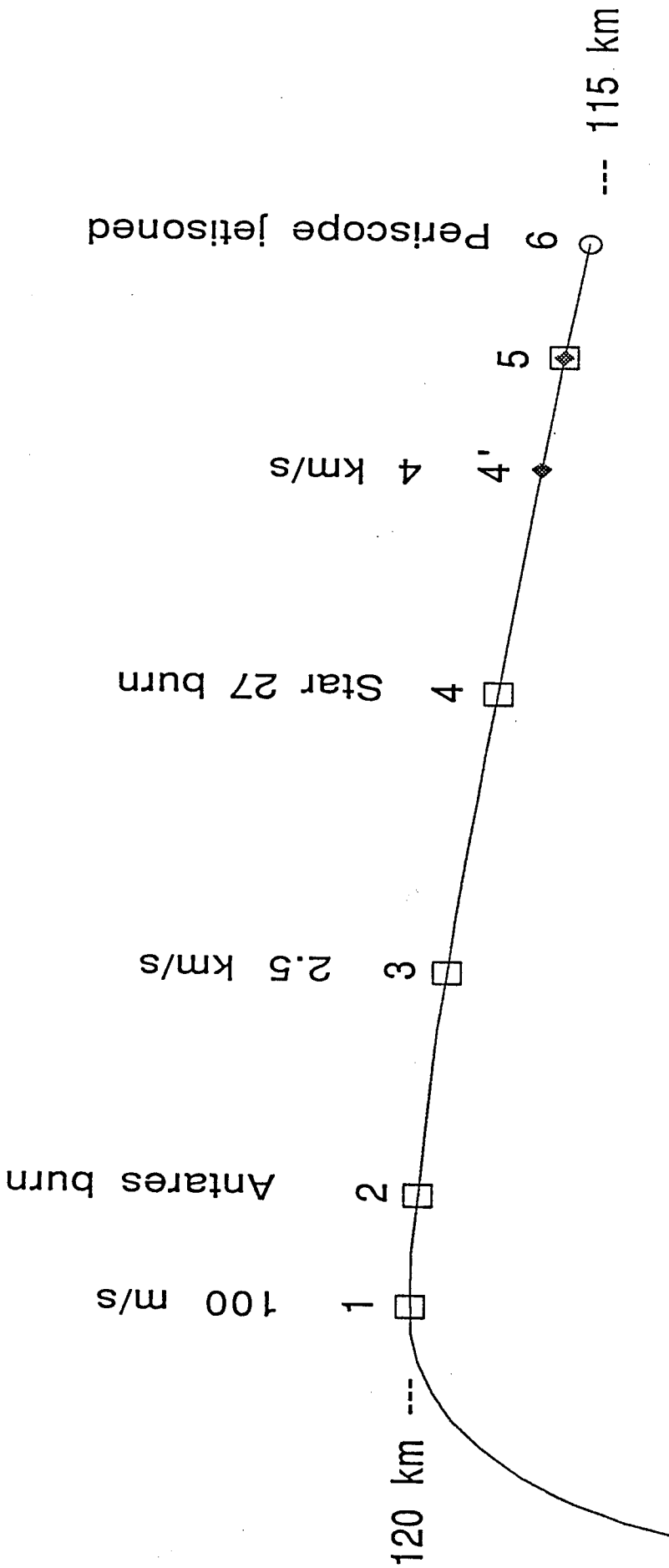
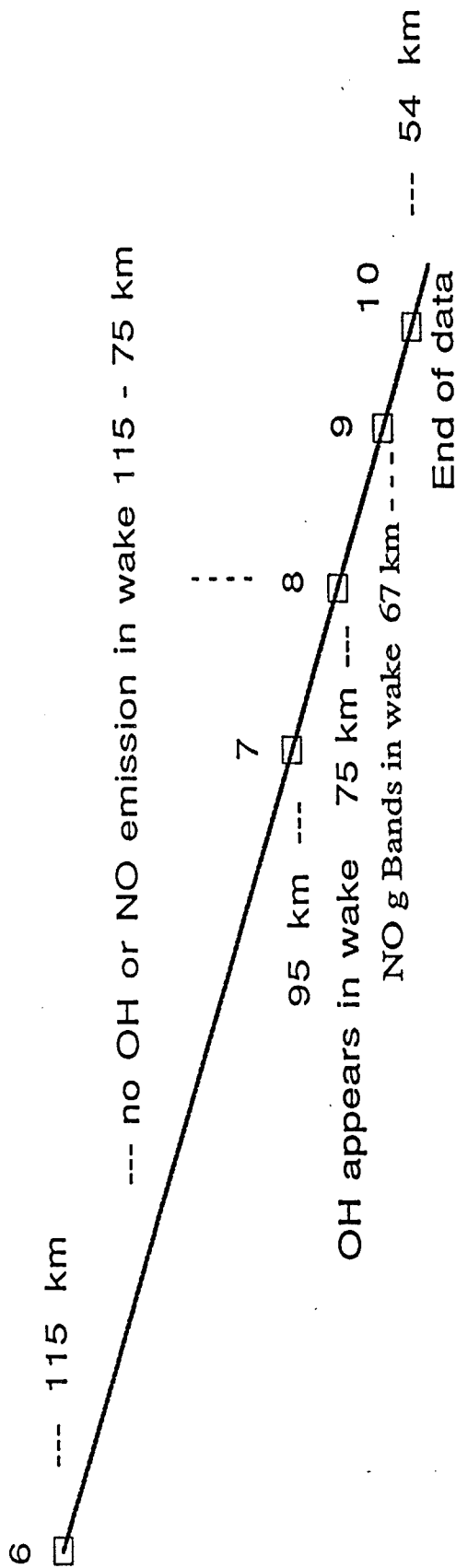


Figure 1. CO Cameron band system observed in the post-burn Antares plume spectrum.



- (1) Vehicle at apogee; velocity  $\sim 100$  m/s. No detectable forward or aft emission.
- (2) Antares engine burn. Plume measurements begin; no forward emission.
- (3) Coast period; vehicle velocity 2.5 km/s. CO(a-X) and OH(A-X) emission persists in the aft direction; no forward emission.
- (4) Star 27 engine burn begins. Plume measurements aft. No forward emission until 6-8 seconds before the end of the engine burn. At that point the vehicle velocity was approximately 4 km/sec and was at an altitude of 117 km. OH(A-X) now clearly present in the forward direction. No NO gamma band emission detected in the forward direction until the vehicle was at an altitude of 95 km. OH(A-X) emission remains nearly constant in intensity from 115 km to 95 km.
- (5) OH(A-X) emission observed in the aft direction as the Star 27 plume fades.
- (6) Aft periscopes jettisoned approximately 6 seconds after the end of the Star 27 burn. No OH(A-X) emission observed looking sideways at that time.

Figure 2. Sequence of optical events during the re-entry of BowShock II.



- (7) Vehicle now at 95 km and moving at 5.1 km/sec. NO gamma band emission detected in the forward (bowshock) direction for the first time and brightening rapidly; OH(A-X) also increasing in intensity in the forward direction.
- (8) No OH or NO emission observed by the side-viewing spectrometer from 95 - 75 km.
- (9) Vehicle now at 75 km. OH(A-X) emission now detected by the side spectrometer; no NO gamma band emission. The OH(A-X) is not strongly modulated by the coning motion of the vehicle.
- (10) At 67 km NO gamma band emission is detected by the side spectrometer at a distance ~1 meter from the nose tip. The NO emission is strongly modulated by the coning motion of the vehicle.
- (11) Both the NO and OH emission in the wake continue to brighten by about a factor of five as the vehicle descends to 59 km. The dome has begun to fail and all forward looking instruments fail.
- (12) The side-viewing instruments continue to function until the telemetry fails at about 54 km. Very intense NO gamma and OH(A-X) emission is observed sideways with an estimated integrated intensity over the wake volume that may be comparable to the nose tip radiance.

Figure 3. Sequence of optical events during the re-entry of BowShock II.

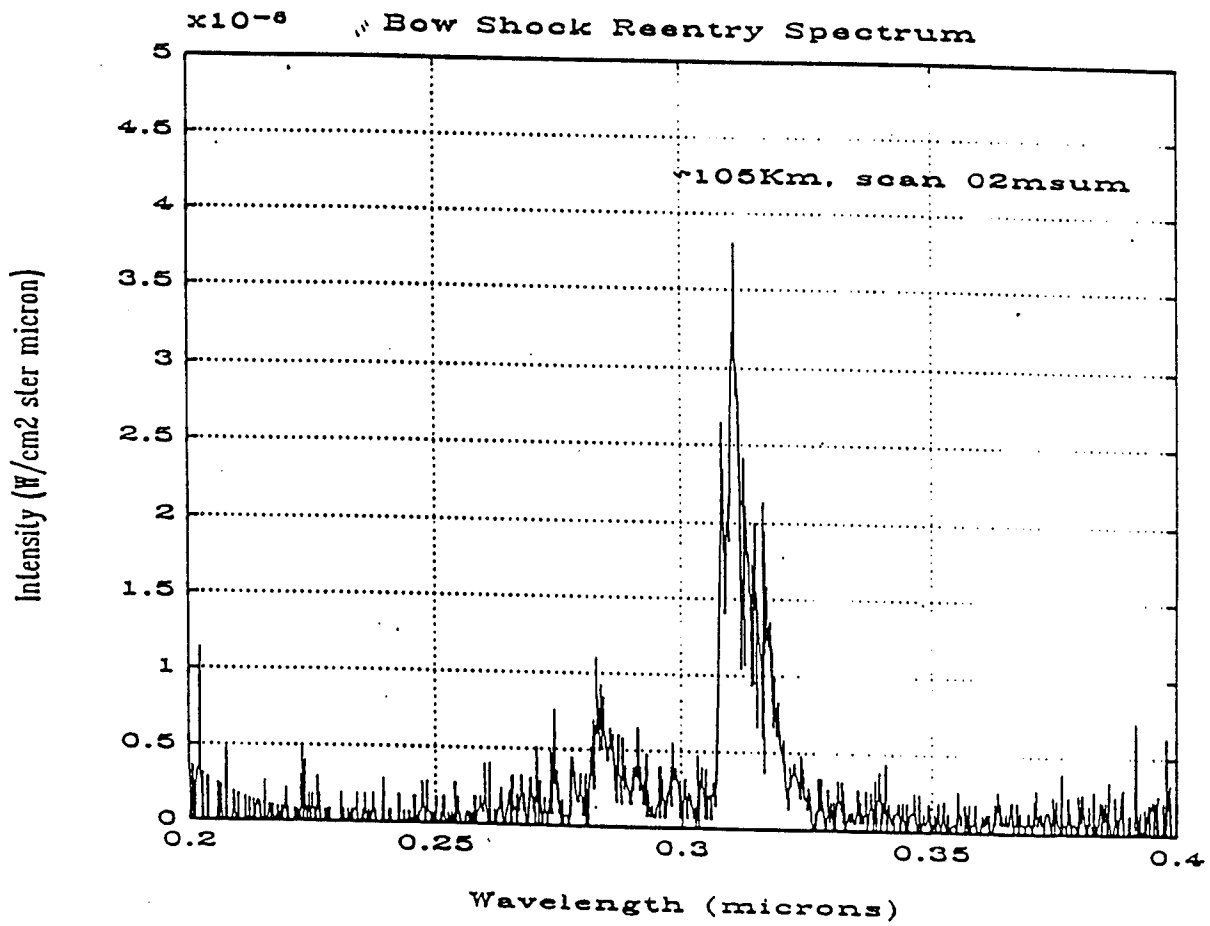


Figure 4. OH(A-X) emission observed in the forward direction after the vehicle had reached a velocity of 4 km/sec. No NO gamma band emission was observed at this time.

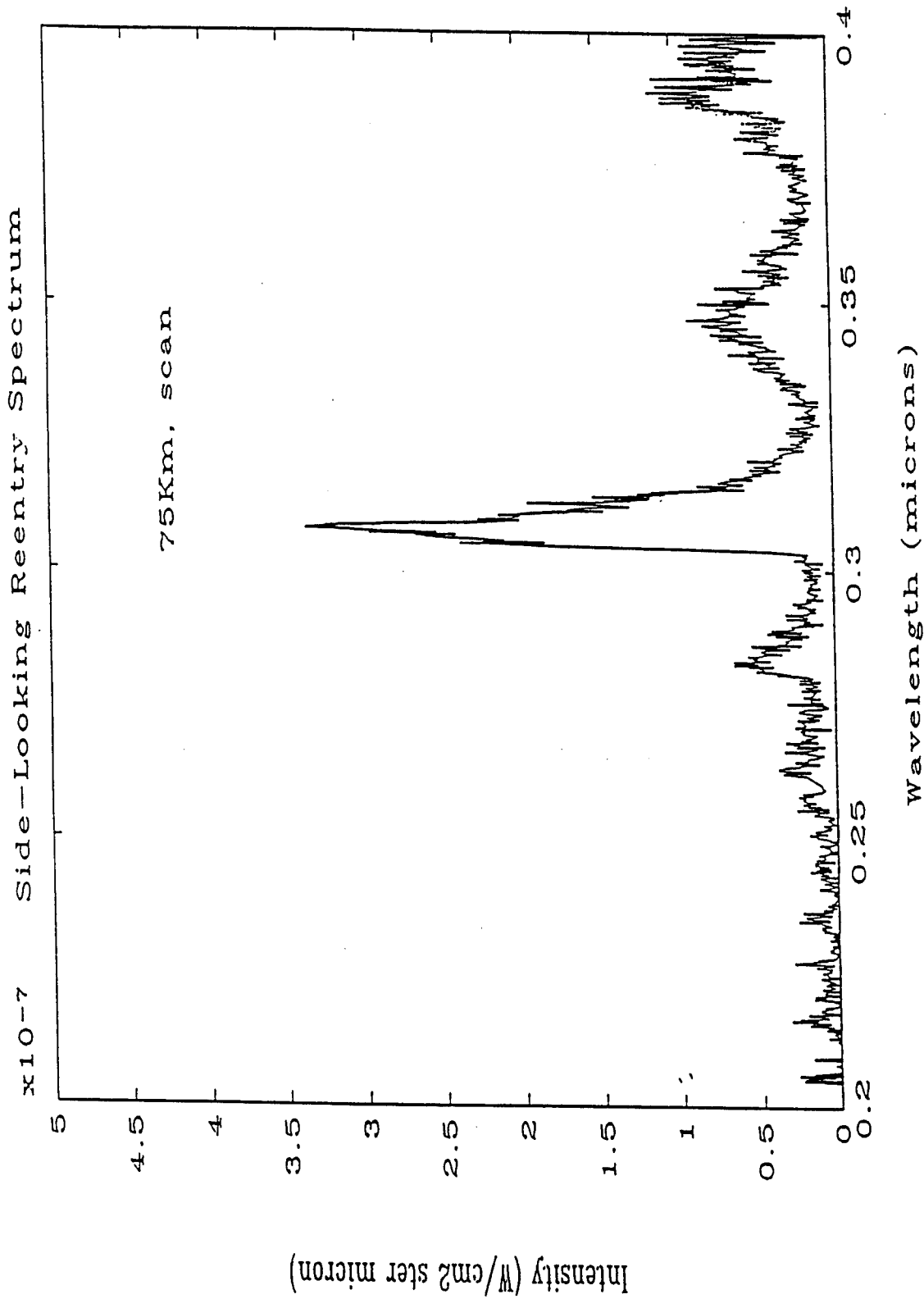


Figure 5. The ultraviolet spectrum observed by the side-viewing scanning monochromator during the final stages of re-entry.

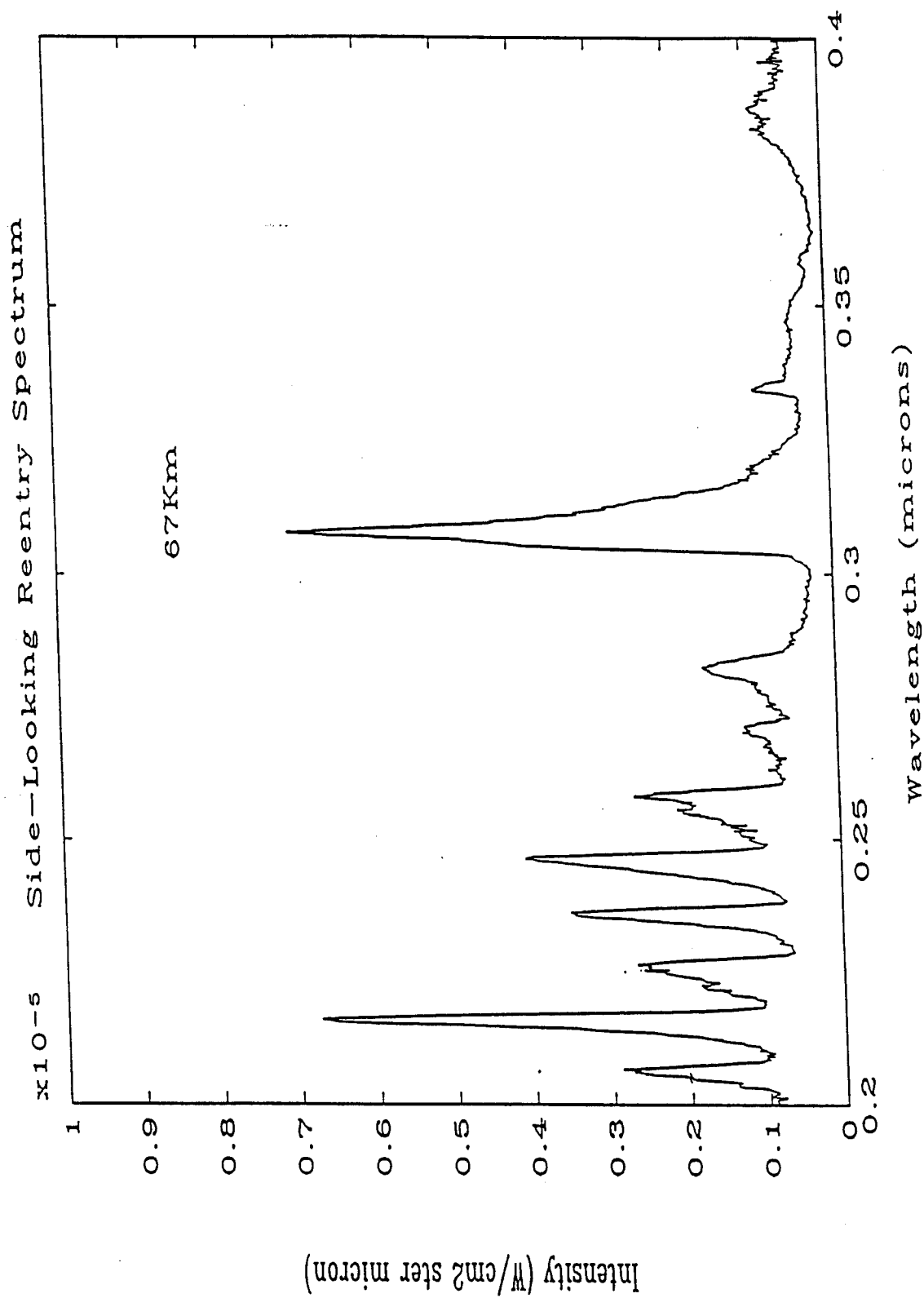


Figure 6. The ultraviolet spectrum observed by the side-viewing scanning monochromator during the final stages of re-entry.

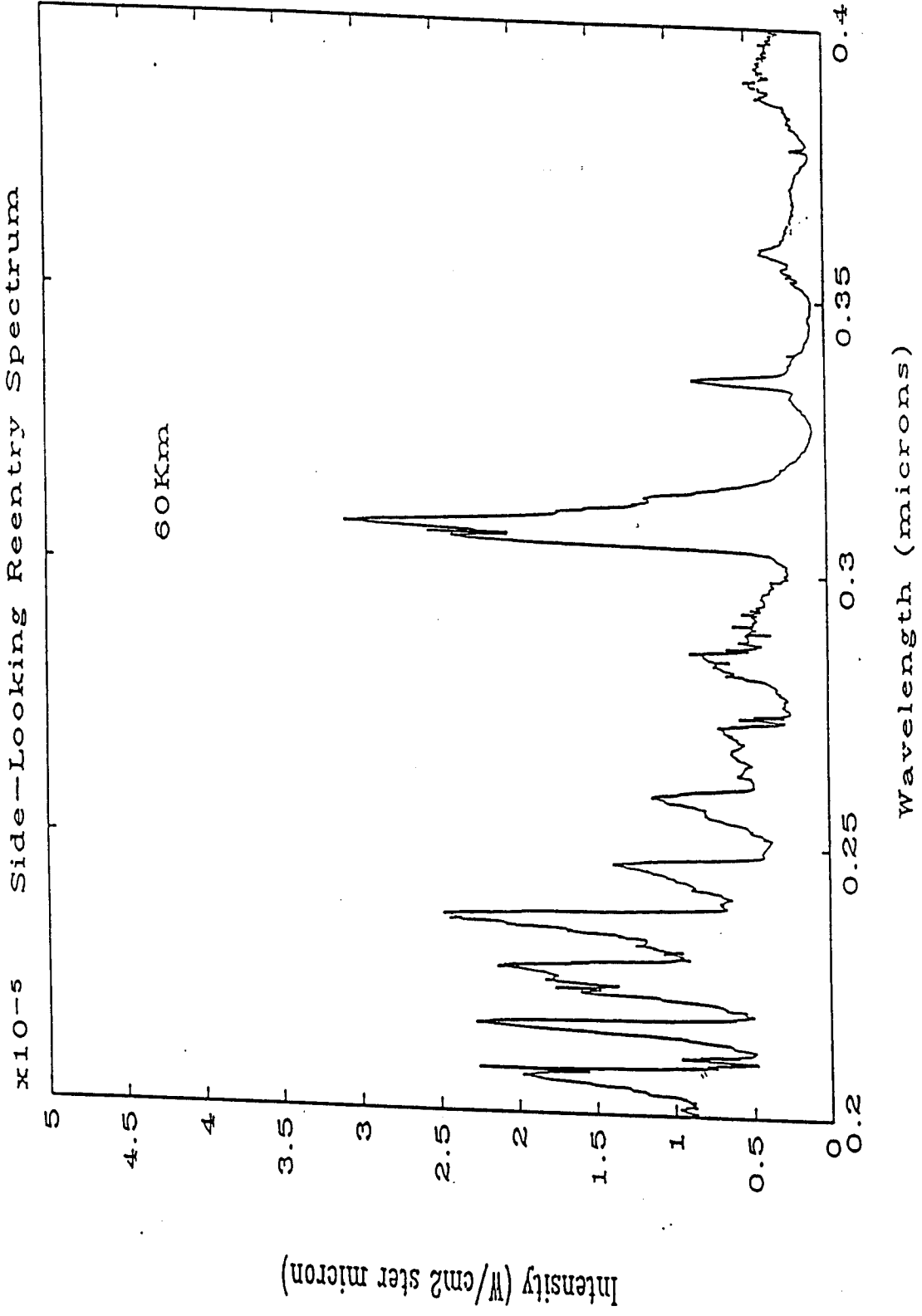


Figure 7. The ultraviolet spectrum observed by the side-viewing scanning monochromator during the final stages of re-entry.

## PUBLICATIONS

1. "Comparison of Theory with Experiment for the Bow Shock Ultraviolet Rocket Flight," D. A. Levin, G. V. Candler, R. J. Collins, P. W. Erdman, E. C. Zipf, P. J. Espy, and C. Howlett, *J. Thermophys. and Heat Trans.* **7**, 30 (1993). 26th Thermophysics Conference, 1991.
2. "Flight Measurements of Low Velocity Bow Shock Ultraviolet Radiation," P. W. Erdman, E. C. Zipf, P. W. Espy, C. Howlett, D. A. Levin, R. Loda, and G. V. Candler, *J. Thermophys. and Heat Trans.* **7**, 37 (1993).
3. "In Situ Plume Radiance Measurements from the Bow Shock Ultraviolet 2 Rocket Flight," P. W. Erdman, E. C. Zipf, P. Espy, C. Howlett, C. Christou, D. A. Levin, R. J. Collins, and G. V. Candler, *J. Thermophys. and Heat Trans.* **7**, 704 (1993).
4. "Theory of Plume Radiance from the Bow Shock Ultraviolet 2 Rocket Flight," G. V. Candler, D. A. Levin, R. J. Collins, P. W. Erdman, E. C. Zipf, and C. Howlett, *J. Thermophys. and Heat Trans.* **7**, 709 (1993).
5. "Measurements of Ultraviolet Radiation from a 5-km/s Bow Shock," P. W. Erdman, E. C. Zipf, P. Espy, L. C. Howlett, D. A. Levin, R. J. Collins, G. V. Candler, *J. Thermophys. and Heat Trans.* **8**, 441 (1994).
6. "Examination of Theory for Bow Shock Ultraviolet Rocket Experiments-I," D. A. Levin, G. V. Candler, R. J. Collins, P. W. Erdman, E. C. Zipf, and L. C. Howlett, *J. Thermophys. and Heat Trans.* **8**, 447 (1994).

## CONFERENCE PAPERS

1. "Flight Measurements of Low Velocity Bow Shock Ultraviolet Radiation," P. W. Erdman, E. C. Zipf, P. W. Espy, C. Howlett, D. A. Levin, R. Load, and G. V. Candler, *AIAA Paper No. 91-1410*, 26th Thermophysics Conference (1991).
2. "Comparison of Theory with Experiment for the Bow Shock Ultraviolet Rocket Flight," D. A. Levin, G. V. Candler, R. J. Collins, P. W. Erdman, E. C. Zipf, P. j. Espy, and C. Howlett, *AIAA Paper No. 91-1411*, 26th Thermophysics Conference (1992).
3. "In-situ Measurements of UV and VUV Radiation from a Rocket Plume and Re-Entry Bow Shock," P. W. Erdman, E. C. Zipf, P. J. Espy, C. Howlett, D. A. Levin, R. J. Collins, and G. V. Candler, *AiAA Paper No. 92-0124*, 30th Aerospace Science Conference (1992).

4. "Comparison of Theory with Plume Radiance Measurements from the Bow Shock Ultraviolet 2 Rocket Flight," G. V. Candler, D. A. Levin, J. Brandenburg, R. J. Collins, P. W. Erdman, E. C. Zipf, and C. Howlett, *AIAA Paper No. 92-1025*, 30th Aerospace Science Conference (1992).
5. "Measurements of Ultraviolet Radiation from a 5 km/sec Bow Shock," P. W. Erdman, E. C. Zipf, P. Espy, C. Howlett, D. A. Levin, R. J. Collins, and G. V. Candler, *AIAA Paper No. 92-2870*, AIAA 27th Thermophysics Conference (1992).
6. "Examination of Ultraviolet Radiation Theory for Bow Shock Rocket Experiments," D. A. Levin, G. V. Candler, R. J. Collins, P. W. Erdman, E. C. Zipf, and C. Howlett, *AIAA Paper No. 92-2871*, AIAA 27th Thermophysics Conference (1992).
7. "In-Situ Measurements of Transitional and Continuum Flow UV Radiation From Small Satellite Platforms," D. A. Levin, R. G. Finke, G. V. Candler, I. D. Boyd, C. L. Howlett, P. W. Erdman, and E. C. Zipf, *AIAA Paper No. 94-0248*, AIAA 32nd Aerospace Sciences Meeting, January 10-13 (1994).

#### INVITED PAPERS

1. "Flight Measurements of Low Velocity Bow Shock Ultraviolet Radiation," P. W. Erdman, E. C. Zipf, P. w. Espy, C. Howlett, D. A. Levin, R. Loda, and G. V. Candler, invited paper, AII 26th Thermophysics Conference, 1990.