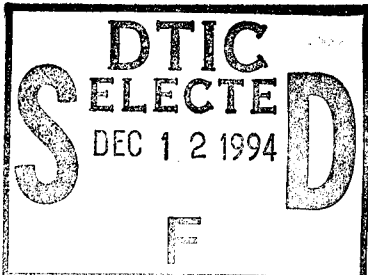


REPORT DOCUMENTATION PAGE

Form Approved

OPM No.

Public reporting burden for this collection of information is estimated to average 1 hour per response, including the time for reviewing instructions, searching existing data sources gathering and maintaining the data needed, and reviewing the collection of information. Send comments regarding this burden, to Washington Headquarters Service, Directorate for Information Operations and Reports, 1215 Jefferson Davis Highway, Suite 1204, Arlington, VA 22202-4302, and to the Office of Information and Regulatory Affairs, Office of Management and Budget, Washington, DC 20503.

1. AGENCY USE (Leave blank)		2. REPORT	3. REPORT TYPE AND DATES	
4. TITLE AND: Digital Equipment Corporation; Compiler: DEC Ada for DEC OSF/1 AXP Systems. Version 3.2 Host/Target: DEC 3000 Model 400 AXP Workstation (under DEC OSF/1, Version 3.0 with patch OSFV30-010-1)			5. FUNDING 	
6. Authors: The National Institute of Standards and Technology			8. PERFORMING ORGANIZATION	
7. PERFORMING ORGANIZATION NAME (S) AND: Computer Systems Laboratory (CSL) National Institute of Standards and Technology Building 225, Room A266 Gaithersburg, MD 20899			10. SPONSORING/MONITORING AGENCY	
9. SPONSORING/MONITORING AGENCY NAME(S) AND: Ada Joint Program Office, Defense Information Systems Agency Code TXEA, 701 S. Courthouse Rd. Arlington, VA 22204-2199			11. SUPPLEMENTARY	
12a. DISTRIBUTION/AVAILABILITY: Approved for Public Release; distribution unlimited		12b. DRISTRIBUTION		
<div style="border: 1px solid black; padding: 5px; display: inline-block;">This document has been approved for public release and sale; its distribution is unlimited.</div>				
13. (Maximum 200: VCL#: 940929S1.11378; AVF#: 94dec502_1				
14. SUBJECT: Ada Programming Language, Ada Compiler Validation Summary Report, Ada Compiler Validation Capability Validation Testing, Ada Validation Office, Ada Validation Facility, ANSI/MIL-STD-1815A, AJPO			15. NUMBER OF	
			16. PRICE	
17 SECURITY CLASSIFICATION UNCLASSIFIED	18. SECURITY UNCLASSIFIED	19. SECURITY CLASSIFICATION UNCLASSIFIED	20. LIMITATION OF UNCLASSIFIED	

NSN

DTIC QUALITY INSPECTED 5

AVF Control Number: NIST94DEC502_1_1.11

DATE COMPLETED

BEFORE ON-SITE: 94-09-23

AFTER ON-SITE: 94-10-04

REVISIONS:

Ada COMPILER

VALIDATION SUMMARY REPORT:

Certificate Number: 940929S1.11378

Digital Equipment Corporation

DEC Ada for DEC OSF/1 AXP Systems, Version 3.2

DEC 3000 Model 400 AXP Workstation =>

DEC 3000 Model 400 AXP Workstation

Prepared By:

Software Standards Validation Group

Computer Systems Laboratory

National Institute of Standards and Technology

Building 225, Room A266

Gaithersburg, Maryland 20899

Accession For	
NTIS CRA&I	<input checked="" type="checkbox"/>
DTIC TAB	<input type="checkbox"/>
Unannounced	<input type="checkbox"/>
Justification	
By	
Availability Codes	
Dist	Avail and/or Special
A-1	

19941202 192

AVF Control Number: NIST94DEC502_1_1.11

Certificate Information

The following Ada implementation was tested and determined to pass ACVC 1.11. Testing was completed on September 29, 1994.

Compiler Name and Version: DEC Ada for DEC OSF/1 AXP Systems, Version 3.2


Host Computer System: DEC 3000 Model 400 AXP Workstation under DEC OSF/1, Version 3.0 with PATCH: OSFV30-010-1

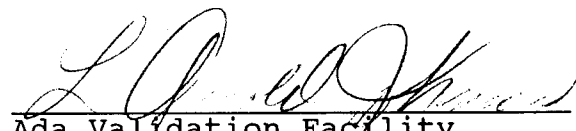
Target Computer System: DEC 3000 Model 400 AXP Workstation under DEC OSF/1, Version 3.0 with PATCH: OSFV30-010-1

See section 3.1 for any additional information about the testing environment.


As a result of this validation effort, Validation Certificate 940929S1.11378 is awarded to Digital Equipment Corporation. This certificate expires 2 years after ANSI/MIL-STD-1815B is approved by ANSI.


This report has been reviewed and is approved.


Ada Validation Facility
Dr. David K. Jefferson
Chief, Information Systems
Engineering Division (ISED)


Ada Validation Facility
Mr. L. Arnold Johnson
Manager, Software Standards
Validation Group

Computer Systems Laboratory (CSL)
National Institute of Standards and Technology
Building 225, Room A266
Gaithersburg MD 20899


for
Ada Validation Organization
Director, Computer & Software
Engineering Division
Institute for Defense Analyses
Alexandria VA 22311


Ada Joint Program Office
Donald J. Reifer
Director, Ada Joint Program Office
Defense Information Systems Agency,
Center for Information Management
Washington DC 20301

U.S.A.

Declaration of Conformance

The following declaration of conformance was supplied by the customer.

Customer: Digital Equipment Corporation

Certificate Awardee: Digital Equipment Corporation

Ada Validation Facility:

National Institute of Standards and Technology
Computer Systems Laboratory (CSL)
Software Validation Group
Building 225, Room A266
Gaithersburg, Maryland 20899

ACVC Version: 1.11

Ada Implementation:

Compiler Name and Version:

DEC Ada for DEC OSF/1 AXP Systems, Version 3.2

Host Computer System:

DEC 3000 Model 400 AXP Workstation,
under DEC OSF/1, Version 3.0 with patch OSFV30-010-1

Target Computer System:

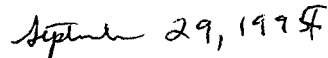
DEC 3000 Model 400 AXP Workstation,
under DEC OSF/1, Version 3.0 with patch OSFV30-010-1

Declaration:

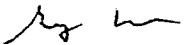
I, the undersigned, declare that I have no knowledge of deliberate deviations from the Ada Language Standard ANSI/MIL-STD-1815A ISO 8652-1987 in the implementation listed above.



Customer Signature
Greg Morris
Project Leader
Digital Equipment Corporation



Date



Certificate Awardee Signature
Greg Morris
Project Leader
Digital Equipment Corporation



Date

TABLE OF CONTENTS

CHAPTER 1 INTRODUCTION

- 1.1 USE OF THIS VALIDATION SUMMARY REPORT.....1-1
- 1.2 REFERENCES.....1-1
- 1.3 ACVC TEST CLASSES.....1-2
- 1.4 DEFINITION OF TERMS.....1-3

CHAPTER 2 IMPLEMENTATION DEPENDENCIES

- 2.1 WITHDRAWN TESTS.....2-1
- 2.2 INAPPLICABLE TESTS.....2-1
- 2.3 TEST MODIFICATIONS.....2-4

CHAPTER 3 PROCESSING INFORMATION

- 3.1 TESTING ENVIRONMENT.....3-1
- 3.2 SUMMARY OF TEST RESULTS.....3-1
- 3.3 TEST EXECUTION.....3-2

APPENDIX A MACRO PARAMETERS

APPENDIX B COMPILATION SYSTEM OPTIONS

APPENDIX C APPENDIX F OF THE Ada STANDARD

CHAPTER 1
INTRODUCTION

The Ada implementation described above was tested according to the Ada Validation Procedures [Pro92] against the Ada Standard [Ada83] using the current Ada Compiler Validation Capability (ACVC). This Validation Summary Report (VSR) gives an account of the testing of this Ada implementation. For any technical terms used in this report, the reader is referred to [Pro92]. A detailed description of the ACVC may be found in the current ACVC User's Guide [UG89].

1.1 USE OF THIS VALIDATION SUMMARY REPORT

Consistent with the national laws of the originating country, the Ada Certification Body may make full and free public disclosure of this report. In the United States, this is provided in accordance with the "Freedom of Information Act" (5 U.S.C. #552). The results of this validation apply only to the computers, operating systems, and compiler versions identified in this report.

The organizations represented on the signature page of this report do not represent or warrant that all statements set forth in this report are accurate and complete, or that the subject implementation has no nonconformities to the Ada Standard other than those presented. Copies of this report are available to the public from the AVF which performed this validation or from:

National Technical Information Service
5285 Port Royal Road
Springfield VA 22161

Questions regarding this report or the validation test results should be directed to the AVF which performed this validation or to:

Ada Validation Organization
Computer and Software Engineering Division
Institute for Defense Analyses
1801 North Beauregard Street
Alexandria VA 22311-1772

1.2 REFERENCES

[Ada83] Reference Manual for the Ada Programming Language,
ANSI/MIL-STD-1815A, February 1983 and ISO 8652-1987.

[Pro92] Ada Compiler Validation Procedures, Version 3.1, Ada Joint Program Office, August 1992.

[UG89] Ada Compiler Validation Capability User's Guide, 21 June 1989.

1.3 ACVC TEST CLASSES

Compliance of Ada implementations is tested by means of the ACVC. The ACVC contains a collection of test programs structured into six test classes: A, B, C, D, E, and L. The first letter of a test name identifies the class to which it belongs. Class A, C, D, and E tests are executable. Class B and class L tests are expected to produce errors at compile time and link time, respectively.

The executable tests are written in a self-checking manner and produce a PASSED, FAILED, or NOT APPLICABLE message indicating the result when they are executed. Three Ada library units, the packages REPORT and SPPRT13, and the procedure CHECK_FILE are used for this purpose. The package REPORT also provides a set of identity functions used to defeat some compiler optimizations allowed by the Ada Standard that would circumvent a test objective. The package SPPRT13 is used by many tests for Chapter 13 of the Ada Standard. The procedure CHECK_FILE is used to check the contents of text files written by some of the Class C tests for Chapter 14 of the Ada Standard. The operation of REPORT and CHECK_FILE is checked by a set of executable tests. If these units are not operating correctly, validation testing is discontinued.

Class B tests check that a compiler detects illegal language usage. Class B tests are not executable. Each test in this class is compiled and the resulting compilation listing is examined to verify that all violations of the Ada Standard are detected. Some of the class B tests contain legal Ada code which must not be flagged illegal by the compiler. This behavior is also verified.

Class L tests check that an Ada implementation correctly detects violation of the Ada Standard involving multiple, separately compiled units. Errors are expected at link time, and execution is attempted.

In some tests of the ACVC, certain macro strings have to be replaced by implementation-specific values -- for example, the largest integer. A list of the values used for this implementation is provided in Appendix A. In addition to these anticipated test modifications, additional changes may be required to remove unforeseen conflicts between the tests and implementation-dependent characteristics. The modifications required for this implementation are described in section 2.3.

For each Ada implementation, a customized test suite is produced by the AVF. This customization consists of making the modifications described in the preceding paragraph, removing withdrawn tests (see section 2.1) and, possibly some inapplicable tests (see Section 3.2 and [UG89]).

In order to pass an ACVC an Ada implementation must process each test of the customized test suite according to the Ada Standard.

1.4 DEFINITION OF TERMS

Ada Compiler	The software and any needed hardware that have to be added to a given host and target computer system to allow transformation of Ada programs into executable form and execution thereof.
Ada Compiler Validation Capability (ACVC)	The means for testing compliance of Ada implementations, Validation consisting of the test suite, the support programs, the ACVC Capability User's Guide and the template for the validation summary (ACVC) report.
Ada Implementation	An Ada compiler with its host computer system and its target computer system.
Ada Joint Program Office (AJPO)	The part of the certification body which provides policy and guidance for the Ada certification Office system.
Ada Validation Facility (AVF)	The part of the certification body which carries out the procedures required to establish the compliance of an Ada implementation.
Ada Validation Organization (AVO)	The part of the certification body that provides technical guidance for operations of the Ada certification system.
Compliance of an Ada Implementation	The ability of the implementation to pass an ACVC version.

Computer System	A functional unit, consisting of one or more computers and associated software, that uses common storage for all or part of a program and also for all or part of the data necessary for the execution of the program; executes user-written or user-designated programs; performs user-designated data manipulation, including arithmetic operations and logic operations; and that can execute programs that modify themselves during execution. A computer system may be a stand-alone unit or may consist of several inter-connected units.
Conformity	Fulfillment by a product, process, or service of all requirements specified.
Customer	An individual or corporate entity who enters into an agreement with an AVF which specifies the terms and conditions for AVF services (of any kind) to be performed.
Declaration of Conformance	A formal statement from a customer assuring that conformity is realized or attainable on the Ada implementation for which validation status is realized.
Host Computer System	A computer system where Ada source programs are transformed into executable form.
Inapplicable Test	A test that contains one or more test objectives found to be irrelevant for the given Ada implementation.
ISO	International Organization for Standardization.
LRM	The Ada standard, or Language Reference Manual, published as ANSI/MIL-STD-1815A-1983 and ISO 8652-1987. Citations from the LRM take the form "<section>.<subsection>:<paragraph>."
Operating System	Software that controls the execution of programs and that provides services such as resource allocation, scheduling, input/output control, and data management. Usually, operating systems are predominantly software, but partial or complete hardware implementations are possible.

Target Computer System	A computer system where the executable form of Ada programs are executed.
Validated Ada Compiler	The compiler of a validated Ada implementation.
Validated Ada Implementation	An Ada implementation that has been validated successfully either by AVF testing or by registration [Pro92].
Validation	The process of checking the conformity of an Ada compiler to the Ada programming language and of issuing a certificate for this implementation.
Withdrawn Test	A test found to be incorrect and not used in conformity testing. A test may be incorrect because it has an invalid test objective, fails to meet its test objective, or contains erroneous or illegal use of the Ada programming language.

CHAPTER 2

IMPLEMENTATION DEPENDENCIES

2.1 WITHDRAWN TESTS

Some tests are withdrawn by the AVO from the ACVC because they do not conform to the Ada Standard. The following 104 tests had been withdrawn by the Ada Validation Organization (AVO) at the time of validation testing. The rationale for withdrawing each test is available from either the AVO or the AVF. The publication date for this list of withdrawn tests is 93-11-22.

B27005A	E28005C	B28006C	C32203A	C34006D	C35507K
C35507L	C35507N	C35507O	C35507P	C35508I	C35508J
C35508M	C35508N	C35702A	C35702B	C37310A	B41308B
C43004A	C45114A	C45346A	C45612A	C45612B	C45612C
C45651A	C46022A	B49008A	B49008B	A54B02A	C55B06A
A74006A	C74308A	B83022B	B83022H	B83025B	B83025D
B83026B	C83026A	C83041A	B85001L	C86001F	C94021A
C97116A	C98003B	BA2011A	CB7001A	CB7001B	CB7004A
CC1223A	BC1226A	CC1226B	BC3009B	BD1B02B	BD1B06A
AD1B08A	BD2A02A	CD2A21E	CD2A23E	CD2A32A	CD2A41A
CD2A41E	CD2A87A	CD2B15C	BD3006A	BD4008A	CD4022A
CD4022D	CD4024B	CD4024C	CD4024D	CD4031A	CD4051D
CD5111A	CD7004C	ED7005D	CD7005E	AD7006A	CD7006E
AD7201A	AD7201E	CD7204B	AD7206A	BD8002A	BD8004C
CD9005A	CD9005B	CDA201E	CE2107I	CE2117A	CE2117B
CE2119B	CE2205B	CE2405A	CE3111C	CE3116A	CE3118A
CE3411B	CE3412B	CE3607B	CE3607C	CE3607D	CE3812A
CE3814A	CE3902B				

2.2 INAPPLICABLE TESTS

A test is inapplicable if it contains test objectives which are irrelevant for a given Ada implementation. The inapplicability criteria for some tests are explained in documents issued by ISO and the AJPO known as Ada Commentaries and commonly referenced in the format AI-ddddd. For this implementation, the following tests were determined to be inapplicable for the reasons indicated; references to Ada Commentaries are included as appropriate.

The following 198 tests have floating-point type declarations requiring more digits than SYSTEM.MAX_DIGITS:

C24113L..V (11 tests)	C35705L..Y (14 tests)
C35706L..Y (14 tests)	C35707L..Y (14 tests)

C35708L..Y (14 tests)	C35802L..Z (15 tests)
C45241L..Y (14 tests)	C45321L..Y (14 tests)
C45421L..Y (14 tests)	C45521L..Z (15 tests)
C45524L..Z (15 tests)	C45621L..Z (15 tests)
C45641L..Y (14 tests)	C46012L..Z (15 tests)

C24113W..Y (3 tests) contain lines that exceed this implementation's maximum input-line length of 255 characters.

C35713B, C45423B, B86001T, and C86006H check for the predefined type `SHORT_FLOAT`; for this implementation, there is no such type.

C45531M..P and C45532M..P (8 tests) check fixed-point operations for types that require a `SYSTEM.MAX_MANTISSA` of 47 or greater; for this implementation, `MAX_MANTISSA` is less than 47.

C45624A..B (2 tests) check that the proper exception is raised if `MACHINE_OVERFLOW` is `FALSE` for floating point types and the results of various floating-point operations lie outside the range of the base type; for this implementation, `MACHINE_OVERFLOW` is `TRUE`.

B86001Y uses the name of a predefined fixed-point type other than type `DURATION`; for this implementation, there is no such type.

C96005B uses values of type `DURATION`'s base type that are outside the range of type `DURATION`; for this implementation, the ranges are the same.

CD1009C checks whether a length clause can specify a non-default size for a floating-point type; this implementation does not support such sizes.

CD2A84A, CD2A84E, CD2A84I..J (2 tests), and CD2A84O use length clauses to specify non-default sizes for access types; this implementation does not support such sizes.

CD2B15B checks that `STORAGE_ERROR` is raised when the storage size specified for a collection is too small to hold a single value of the designated type; this implementation allocates more space than was specified by the length clause, as allowed by AI-00558.

BD8001A, BD8003A, BD8004A..B (2 tests), and AD8011A use machine code insertions; this implementation provides no package `MACHINE_CODE`.

The 18 tests listed in the following table check that `USE_ERROR` is raised if the given file operations are not supported for the given combination of mode and access method; this implementation supports these operations.

Test	File Operation	Mode	File Access Method
CE2102E	CREATE	OUT_FILE	SEQUENTIAL_IO
CE2102F	CREATE	INOUT_FILE	DIRECT_IO
CE2102J	CREATE	OUT_FILE	DIRECT_IO
CE2102N	OPEN	IN_FILE	SEQUENTIAL_IO
CE2102O	RESET	IN_FILE	SEQUENTIAL_IO
CE2102P	OPEN	OUT_FILE	SEQUENTIAL_IO
CE2102Q	RESET	OUT_FILE	SEQUENTIAL_IO
CE2102R	OPEN	INOUT_FILE	DIRECT_IO
CE2102S	RESET	INOUT_FILE	DIRECT_IO
CE2102T	OPEN	IN_FILE	DIRECT_IO
CE2102U	RESET	IN_FILE	DIRECT_IO
CE2102V	OPEN	OUT_FILE	DIRECT_IO
CE2102W	RESET	OUT_FILE	DIRECT_IO
CE3102F	RESET	Any Mode	TEXT_IO
CE3102G	DELETE	-----	TEXT_IO
CE3102I	CREATE	OUT_FILE	TEXT_IO
CE3102J	OPEN	IN_FILE	TEXT_IO
CE3102K	OPEN	OUT_FILE	TEXT_IO

The 3 tests listed in the following table check the given file operations for the given combination of mode and access method; this implementation does not support these operations.

Test	File Operation	Mode	File Access Method
CE2105A	CREATE	IN_FILE	SEQUENTIAL_IO
CE2105B	CREATE	IN_FILE	DIRECT_IO
CE3109A	CREATE	IN_FILE	TEXT_IO

CE2107C..D (2 tests), CE2107H, and CE2107L apply function NAME to temporary sequential, direct, and text files in an attempt to associate multiple internal files with the same external file; USE_ERROR is raised because temporary files have no name.

CE2108B, CE2108D, and CE3112B use the names of temporary sequential, direct, and text files that were created in other tests in order to check that the temporary files are not accessible after the completion of those tests; for this implementation, temporary files have no name.

CE2203A checks that WRITE raises USE_ERROR if the capacity of an external sequential file is exceeded; this implementation cannot restrict file capacity.

CE2401H, EE2401D, and EE2401G use instantiations of DIRECT_IO with unconstrained array and record types; this implementation raises USE_ERROR on the attempt to create a file of such types.

CE2403A checks that WRITE raises USE_ERROR if the capacity of an external direct file is exceeded; this implementation cannot restrict file capacity.

CE3304A checks that SET_LINE_LENGTH and SET_PAGE_LENGTH raise USE_ERROR if they specify an inappropriate value for the external file; there are no inappropriate values for this implementation.

CE3413B checks that PAGE raises LAYOUT_ERROR when the value of the page number exceeds COUNT'LAST; for this implementation, the value of COUNT'LAST is greater than 150000, making the checking of this objective impractical.

2.3 TEST MODIFICATIONS

Modifications (see section 1.3) were required for 1 test.

B27005A was graded passed by Evaluation Modification as directed by the AVO. This test checks that certain non-printable characters cannot be included in comments. This implementation supports Commentary AI-00866 which allows the escape character to be included in comments. The AVO ruled that the Commentary's non-binding recommendation (approved by ISO WG-9) may be implemented for Ada 83 compilers, and that this test may be graded passed if the inclusion of the escape character in a comment at line 34 is not detected as an error.

CHAPTER 3

PROCESSING INFORMATION

3.1 TESTING ENVIRONMENT

The Ada implementation tested in this validation effort is described adequately by the information given in the initial pages of this report.

For technical and sales information about this Ada implementation, contact:

Attn: Cathy Axel
Ada Product Manager
Digital Equipment Corporation
110 Spit Brook Road (ZK02-3/M11)
Nashua, NH 03062
(603) 881-1413

Testing of this Ada implementation was conducted at the customer's site by a validation team from the AVF.

3.2 SUMMARY OF TEST RESULTS

An Ada implementation passes a given ACVC version if it processes each test of the customized test suite in accordance with the Ada Programming Language Standard, whether the test is applicable or inapplicable; otherwise, the Ada implementation fails the ACVC [Pro92].

For all processed tests (inapplicable and applicable), a result was obtained that conforms to the Ada Programming Language Standard.

The list of items below gives the number of ACVC tests in various categories. All tests were processed, except those that were withdrawn because of test errors (item b; see section 2.1). All tests passed, except those that are listed in sections 2.1 and 2.2 (counted in items b and f, below).

a) Total Number of Applicable Tests	3802
b) Total Number of Withdrawn Tests	104
c) Processed Inapplicable Tests	264
d) Non-Processed I/O Tests	0
e) Non-Processed Floating-Point Precision Tests	0

f) Total Number of Inapplicable Tests 264 (c+d+e)
g) Total Number of Tests for ACVC 1.11 4170 (a+b+f)

3.3 TEST EXECUTION

A magnetic tape containing the customized test suite (see section 1.3) was taken on-site by the validation team for processing. The contents of the magnetic tape were loaded directly onto the host/target computer.

After the test files were loaded onto the host/target computer, the full set of tests was processed by the Ada implementation.

The tests were compiled, linked, and executed on the host/target computer system. The results were captured on the host/target computer system and transferred to magnetic tape for storage.

Testing was performed using command scripts provided by the customer and reviewed by the validation team. See Appendix B for a complete listing of the processing options for this implementation. It also indicates the default options. The options invoked explicitly for validation testing during this test were:

-V

Test output, compiler and linker listings, and job logs were captured on magnetic tape and archived at the AVF. The listings examined on-site by the validation team were also archived.

APPENDIX A
MACRO PARAMETERS

This appendix contains the macro parameters used for customizing the ACVC. The meaning and purpose of these parameters are explained in [UG89]. The parameter values are presented in two tables. The first table lists the values that are defined in terms of the maximum input-line length, which is the value for \$MAX_IN_LEN--also listed here. These values are expressed here as Ada string aggregates, where "V" represents the maximum input-line length.

Macro Parameter	Macro Value
\$MAX_IN_LEN	255-- Value of V
\$BIG_ID1	(1..V-1 => 'A', V => '1')
\$BIG_ID2	(1..V-1 => 'A', V => '2')
\$BIG_ID3	(1..V/2 => 'A') & '3' & (1..V-1-V/2 => 'A')
\$BIG_ID4	(1..V/2 => 'A') & '4' & (1..V-1-V/2 => 'A')
\$BIG_INT_LIT	(1..V-3 => '0') & "298"
\$BIG_REAL_LIT	(1..V-5 => '0') & "690.0"
\$BIG_STRING1	'"' & (1..V/2 => 'A') & "'"
\$BIG_STRING2	'"' & (1..(1..V-1-V/2 => 'A')) & '1' & "'"
\$BLANKS	(1..V-20 => ' ')
\$MAX_LEN_INT_BASED_LITERAL	"2:" & (1..V-5 => '0') & "11:"
\$MAX_LEN_REAL_BASED_LITERAL	"16:" & (1..V-7 => '0') & "F.E:"
\$MAX_STRING_LITERAL	'"' & (1..V-2 => 'A') & "'"

The following table contains the values for the remaining macro parameters.

Macro Parameter	Macro Value
\$ACC_SIZE	64
\$ALIGNMENT	4
\$COUNT_LAST	2_147_483_647
\$DEFAULT_MEM_SIZE	2**63-1
\$DEFAULT_STOR_UNIT	8
\$DEFAULT_SYS_NAME	DEC_OSF1_AXP
\$DELTA_DOC	2.0**(-31)
\$ENTRY_ADDRESS	FCNDECL.ENTRY_ADDRESS
\$ENTRY_ADDRESS1	FCNDECL.ENTRY_ADDRESS1
\$ENTRY_ADDRESS2	FCNDECL.ENTRY_ADDRESS2
\$FIELD_LAST	2_147_483_647
\$FILE_TERMINATOR	' '
\$FIXED_NAME	NO_SUCH_FIXED_TYPE
\$FLOAT_NAME	LONG_LONG_FLOAT
\$FORM_STRING	""
\$FORM_STRING2	"CANNOT_RESTRICT_FILE_CAPACITY"
\$GREATER_THAN_DURATION	75_000.0
\$GREATER_THAN_DURATION_BASE_LAST	131_073.0
\$GREATER_THAN_FLOAT_BASE_LAST	1.80141E+38
\$GREATER_THAN_FLOAT_SAFE_LARGE	1.7014117E+38
\$GREATER_THAN_SHORT_FLOAT_SAFE_LARGE	1.0E308
\$HIGH_PRIORITY	15

\$ILLEGAL_EXTERNAL_FILE_NAME1	BAD/CHAR^@.~!
\$ILLEGAL_EXTERNAL_FILE_NAME2	x"&(1..256=>'c')&"y
\$INAPPROPRIATE_LINE_LENGTH	-1
\$INAPPROPRIATE_PAGE_LENGTH	-1
\$INCLUDE_PRAGMA1	PRAGMA INCLUDE ("A28006D1.TST")
\$INCLUDE_PRAGMA2	PRAGMA INCLUDE ("B28006E1.TST")
\$INTEGER_FIRST	-2147483648
\$INTEGER_LAST	2147483647
\$INTEGER_LAST_PLUS_1	2_147_483_648
\$INTERFACE_LANGUAGE	C
\$LESS_THAN_DURATION	-75_000.0
\$LESS_THAN_DURATION_BASE_FIRST	-131_073.0
\$LINE_TERMINATOR	ASCII.LF
\$LOW_PRIORITY	0
\$MACHINE_CODE_STATEMENT	NULL;
\$MACHINE_CODE_TYPE	NO_SUCH_TYPE
\$MANTISSA_DOC	31
\$MAX_DIGITS	15
\$MAX_INT	9223372036854775807
\$MAX_INT_PLUS_1	9_223_372_036_854_775_808
\$MIN_INT	-9223372036854775808
\$NAME	SHORT_SHORT_INTEGER
\$NAME_LIST	VAX_VMS,VAXELN,OPENVMS_AXP,RIS C_ULTRIX,DEC_OSF1_AXP,MIL_STD_ 1750A,MC68000,MC68020,MC68040, CPU32
\$NAME_SPECIFICATION1	/usr/var/tmp/X2120A

\$NAME_SPECIFICATION2	/usr/var/tmp/X2120B
\$NAME_SPECIFICATION3	/usr/var/tmp/X3119A
\$NEG_BASED_INT	16#FFFFFFFFFFFFFFFE#
\$NEW_MEM_SIZE	1_048_576
\$NEW_STOR_UNIT	8
\$NEW_SYS_NAME	DEC_OSF1_AXP
\$PAGE_TERMINATOR	ASCII.LF & ASCII.FF
\$RECORD_DEFINITION	RECORD NULL; END RECORD;
\$RECORD_NAME	NO_SUCH_MACHINE_CODE_TYPE
\$TASK_SIZE	128
\$TASK_STORAGE_SIZE	0
\$TICK	10.0**(-3)
\$VARIABLE_ADDRESS	FCNDECL.VARIABLE_ADDRESS
\$VARIABLE_ADDRESS1	FCNDECL.VARIABLE_ADDRESS1
\$VARIABLE_ADDRESS2	FCNDECL.VARIABLE_ADDRESS2
\$YOUR_PRAGMA	EXPORT_OBJECT

APPENDIX B

COMPILATION SYSTEM OPTIONS

The compiler options of this Ada implementation, as described in this Appendix, are provided by the customer. Unless specifically noted otherwise, references in this appendix are to compiler documentation and not to this report.

Compiler Options

A summary of the DEC Ada compiler options and defaults:

o -A

Specifies the program library context to be used for the compilation. The default is the context defined by environment variable ADALIB.

o -C0 or -C1

Controls whether run-time error checking is suppressed. (Use of -C0 is equivalent to giving all possible suppress pragmas in the source program.) The default is -C1 (error checking is not suppressed except by pragma).

o -e

Controls the number of error level diagnostics that are allowed within a single compilation unit before the compilation is aborted. By default the error limit is set to 30 errors.

o -g0, -g1, -g2, -g3

Controls the inclusion of debugging symbol table information in the compiled object module. The default is to include partial debugging symbol table information (-g1).

o -i0, -i1, -i2

Controls generic processing. By default (-i1), instances are compiled separately from the unit in which an instantiation occurred unless a pragma `INLINE GENERIC` applies. -i0 disables inline expansion of generics. -i2 provides maximal inline expansion of generics.

o -J

Enables maximal inline expansion of subprograms. By default, subprograms to which an `INLINE` pragma applies are expanded inline under certain conditions.

o -n

Suppresses updating the program library with the results of a compilation. By default, the library is updated when a unit compiles without errors.

o -O0, -O1, -O2, -O3, -O4, -O5

Controls the level of optimization applied in producing the

compiled code. The default is full optimization. with time as the primary optimization criterion (-O4).

- o -Q0, -Q1, -Q

With -Q1, the compiler makes a copy of the source file in the program library when a unit is successfully compiled. No copy is made under -Q0. The default is -Q0.

- o -v

Lists, to standard error, the ada commands as they are executed. By default, the ada commands are not listed.

- o -V

Produces a source listing. A source listing is not made by default.

- o -w

Suppresses warning messages. By default, warning messages are not suppressed.

- o -x, -x0, -x2

Controls the creation of information for the DEC FUSE cross referencer and call graph browser. -x0 is the default, which does not create any such information.

- o -y

Syntax checks the specified input file. By default, the input file is compiled.

- o -z

Processes the input file as a detailed design. By default, the input file is compiled.

The default compiler options were used for validation except:

1. The source listing option (-V) was specified to obtain source listings.
2. A high error limit (-e99999) was also specified. By default, a compilation is aborted once 30 errors have been reported.

LINKER OPTIONS

The linker options of this Ada implementation, as described in this Appendix, are provided by the customer. Unless specifically noted otherwise, references in this appendix are to linker documentation and not to this report.

Linker Options

Programs were linked using the DEC Ada ald command.

A summary of the options and defaults for the ald command:

- o -A context

Specifies the program library context to be used for the link. The default is the context defined by environment variable ADALIB.

- o -j elab_rtn

Names the elaboration routine elab_rtn, required only for linking an output object file whose main program is written in another language.

- o -L ldflags

Passes ldflags as options to the linker.

- o -n

Does not invoke the linker. By default, the linker is invoked.

- o -o out

Names the output file. By default, the output file is named a.out.

- o -p

Links the program for profiling with prof. By default, the program is not linked for profiling with prof.

- o -r

Retains relocation entries in the output object file. Relocation entries must be saved if the output object file is to become an input file in a subsequent link. By default, relocation entries are not retained.

- o -S0

Links programs without using any shared libraries.

- o -S1

Links programs using shared libraries. By default, programs are linked using shared libraries.

- o -u

Lists the units that are to be linked. By default, the units are not listed.

o -v

Lists the linker command that is executed. By default, the linker command is not listed.

APPENDIX C

APPENDIX F OF THE Ada STANDARD

The only allowed implementation dependencies correspond to implementation-dependent pragmas, to certain machine-dependent conventions as mentioned in Chapter 13 of the Ada Standard, and to certain allowed restrictions on representation clauses. The implementation-dependent characteristics of this Ada implementation, as described in this Appendix, are provided by the customer. Unless specifically noted otherwise, references in this Appendix are to compiler documentation and not to this report. Implementation-specific portions of the package STANDARD, which are not a part of Appendix F, are:

package STANDARD is

```
type SHORT_SHORT_INTEGER is range -128..127;
type SHORT_INTEGER is range -32768..32767;
type INTEGER is range -2147483648..2147483647;
type LONG_INTEGER is range -2E+63..2E63-1;
```

```
type FLOAT is digits 6 range -1.70141E+38..1.70141E+38;
type LONG_FLOAT is digits 15 range
    -8.988465674312E+307..8.988465674312E+307;
type LONG_LONG_FLOAT is digits 15 range
    -8.988465674312E+307..8.988465674312E+307;
```

```
type DURATION is delta 1.0E-4 range -131072.0..131071.9999;
```

```
end STANDARD;
```

B

Predefined Language Pragmas

- 1 This annex defines the pragmas LIST, PAGE, and OPTIMIZE, and summarizes the definitions given elsewhere of the remaining language-defined pragmas. The DEC Ada pragmas IDENT and TITLE are also defined in this annex.

Pragma

AST_ENTRY

Meaning

On OpenVMS systems only.

Takes the simple name of a single entry as the single argument; at most one AST_ENTRY pragma is allowed for any given entry. This pragma must be used in combination with the AST_ENTRY attribute, and is only allowed after the entry declaration and in the same task type specification or single task as the entry to which it applies. This pragma specifies that the given entry may be used to handle an OpenVMS asynchronous system trap (AST) resulting from an OpenVMS system service call. The pragma does not affect normal use of the entry (see 9.12a).

COMMON_OBJECT

Takes an internal name denoting an object, and optionally takes an external designator (the name of a linker storage area) and a size as arguments. This pragma is only allowed at the place of a declarative item, and must apply to a variable declared by an earlier declarative

item of the same declarative part or package specification. The variable must have a size that is known at compile time, and it must not require implicit initialization. This pragma is not allowed for objects declared with a renaming declaration. This pragma enables the shared use of objects that are stored in overlaid storage areas (see 13.9a.2.3). #

COMPONENT_ALIGNMENT

Takes an alignment choice and optionally the simple name of an array or record type as arguments. When no simple name is specified, the pragma must occur within a declarative part or package specification, and the effect of the pragma extends to types declared from the place of the pragma to the end of the innermost declarative part or package specification in which the pragma was declared. When a simple name is specified, the pragma and the type declaration must both occur immediately within the same declarative part, package specification, or task specification; the declaration must occur before the pragma. The position of the pragma and the restrictions on the named type are governed by the same rules as those for a representation clause. This pragma specifies the kind of alignment used for the components of the array or record types to which it applies (see 13.1a).

2

CONTROLLED

Takes the simple name of an access type as the single argument. This pragma is only allowed immediately within the declarative part or package specification that contains the declaration of the access type; the declaration must occur before the pragma. This pragma is not allowed for

a derived type. This pragma specifies that automatic storage reclamation must not be performed for objects designated by values of the access type, except upon leaving the innermost block statement, subprogram body, or task body that encloses the access type declaration, or after leaving the main program (see 4.8).

3 **ELABORATE**

Takes one or more simple names denoting library units as arguments. This pragma is only allowed immediately after the context clause of a compilation unit (before the subsequent library unit or secondary unit). Each argument must be the simple name of a library unit mentioned by the context clause. This pragma specifies that the corresponding library unit body must be elaborated before the given compilation unit. If the given compilation unit is a subunit, the library unit body must be elaborated before the body of the ancestor library unit of the subunit (see 10.5).

EXPORT_EXCEPTION

On OpenVMS systems only.

Takes an internal name denoting an exception, and optionally takes an external designator (the name of a linker global symbol), a form (ADA or VMS), and a code (a static integer expression that is interpreted as a condition code) as arguments. A code value must be specified when the form is VMS (the default if the form is not specified). This pragma is only allowed at the place of a declarative item, and must apply to an exception declared by an earlier declarative item of the same declarative part

or package specification; it is not allowed for an exception declared with a renaming declaration or for an exception declared in a generic unit. This pragma permits an Ada exception to be handled by programs written in another programming language (see 13.9a.3.2).

EXPORT_FUNCTION

Takes an internal name denoting a function, and optionally takes an external designator (the name of a linker global symbol), parameter types, result type, parameter mechanisms, and result mechanism as arguments. This pragma is only allowed at the place of a declarative item, and must apply to a function declared by an earlier declarative item of the same declarative part or package specification. In the case of a function declared as a compilation unit, the pragma is only allowed after the function declaration and before any subsequent compilation unit. This pragma is not allowed for a function declared with a renaming declaration, and it is not allowed for a generic function (it may be given for a generic instantiation). This pragma permits an Ada function to be called from a program written in another programming language (see 13.9a.1.3).

EXPORT_OBJECT

Takes an internal name denoting an object, and optionally takes an external designator (the name of a linker global symbol) and size option (a linker absolute global symbol that will be defined in the object module—useful on OpenVMS systems only) as arguments. This pragma is only allowed at the place of a declarative item, and must apply to a constant or a variable

declared by an earlier declarative item of the same declarative part or package specification; the declaration must occur at the outermost level of a library package specification or body. The object to be exported must have a size that is known at compile time. This pragma is not allowed for objects declared with a renaming declaration, and is not allowed in a generic unit. This pragma permits an Ada object to be referred to by a routine written in another programming language (see 13.9a.2.2).

EXPORT_PROCEDURE

Takes an internal name denoting a procedure, and optionally takes an external designator (the name of a linker global symbol), parameter types, and parameter mechanisms as arguments. This pragma is only allowed at the place of a declarative item, and must apply to a procedure declared by an earlier declarative item of the same declarative part or package specification. In the case of a procedure declared as a compilation unit, the pragma is only allowed after the procedure declaration and before any subsequent compilation unit. This pragma is not allowed for a procedure declared with a renaming declaration, and is not allowed for a generic procedure (it may be given for a generic instantiation). This pragma permits an Ada routine to be called from a program written in another programming language (see 13.9a.1.3).

EXPORT_VALUED_PROCEDURE

Takes an internal name denoting a procedure, and optionally takes an external designator (the name of a linker global symbol), parameter types, and parameter mechanisms

as arguments. This pragma is only allowed at the place of a declarative item, and must apply to a procedure declared by an earlier declarative item of the same declarative part or package specification. In the case of a procedure declared as a compilation unit, the pragma is only allowed after the procedure declaration and before any subsequent compilation unit. The first (or only) parameter of the procedure must be of mode **out**. This pragma is not allowed for a procedure declared with a renaming declaration and is not allowed for a generic procedure (it may be given for a generic instantiation). This pragma permits an Ada procedure to behave as a function that both returns a value and causes side effects on its parameters when it is called from a routine written in another programming language (see 13.9a.1.3).

FLOAT_REPRESENTATION

On OpenVMS and DEC OSF/1 systems only.

On OpenVMS VAX systems, takes **VAX_FLOAT** as the single argument. On OpenVMS AXP systems, takes either **VAX_FLOAT** or **IEEE_FLOAT** as the single argument; the default is **VAX_FLOAT**. On DEC OSF/1 systems, takes **IEEE_FLOAT** as the single argument. This pragma is only allowed at the start of a compilation, before the first compilation unit (if any) of the compilation. It specifies the choice of representation to be used for the predefined floating point types in the package **STANDARD** (see 3.5.7a).

IDENT

Takes a string literal of 31 or fewer characters as the single argument. The pragma **IDENT** has the following form:

`pragma IDENT (string_literal);`

This pragma is allowed only in the outermost declarative part or declarative items of a compilation unit. The given string is used to identify the object module associated with the compilation unit in which the pragma IDENT occurs.

IMPORT_EXCEPTION

On OpenVMS systems only.

Takes an internal name denoting an exception, and optionally takes an external designator (the name of a linker global symbol), a form (ADA or VMS), and a code (a static integer expression that is interpreted as a condition code) as arguments. A code value is allowed only when the form is VMS (the default if the form is not specified). This pragma is only allowed at the place of a declarative item, and must apply to an exception declared by an earlier declarative item of the same declarative part or package specification; it is not allowed for an exception declared with a renaming declaration. This pragma permits a non-Ada exception (most notably, an OpenVMS condition) to be handled by an Ada program (see 13.9a.3.1).

IMPORT_FUNCTION

Takes an internal name denoting a function, and optionally takes an external designator (the name of a linker global symbol), parameter types, result type, parameter mechanisms, and result mechanism as arguments. On OpenVMS systems, a first optional parameter is also available as an argument. The pragma INTERFACE must be used with this pragma (see 13.9). This pragma is only allowed at the place of a declarative item, and

must apply to a function declared by an earlier declarative item of the same declarative part or package specification. In the case of a function declared as a compilation unit, the pragma is only allowed after the function declaration and before any subsequent compilation unit. This pragma is allowed for a function declared with a renaming declaration; it is not allowed for a generic function or a generic function instantiation. This pragma permits a non-Ada routine to be used as an Ada function (see 13.9a.1.1).

IMPORT_OBJECT

Takes an internal name denoting an object, and optionally takes an external designator (the name of a linker global symbol) and size (a linker absolute global symbol that will be defined in the object module—useful on OpenVMS systems only) as arguments. This pragma is only allowed at the place of a declarative item, and must apply to a variable declared by an earlier declarative item of the same declarative part or package specification. The variable must have a size that is known at compile time, and it cannot have an initial value. This pragma is not allowed for objects declared with a renaming declaration. This pragma permits storage declared in a non-Ada routine to be referred to by an Ada program (see 13.9a.2.1).

IMPORT_PROCEDURE

Takes an internal name denoting a procedure, and optionally takes an external designator (the name of a linker global symbol), parameter types, and parameter mechanisms as arguments. On OpenVMS systems, a first optional parameter is also

available as an argument. The pragma `INTERFACE` must be used with this pragma (see 13.9). This pragma is only allowed at the place of a declarative item, and must apply to a procedure declared by an earlier declarative item of the same declarative part or package specification. In the case of a procedure declared as a compilation unit, the pragma is only allowed after the procedure declaration and before any subsequent compilation unit. This pragma is allowed for a procedure declared with a renaming declaration; it is not allowed for a generic procedure or a generic procedure instantiation. This pragma permits a non-Ada routine to be used as an Ada procedure (see 13.9a.1.1).

IMPORT_VALUED_PROCEDURE Takes an internal name denoting a procedure, and optionally takes an external designator (the name of a linker global symbol), parameter types, and parameter mechanisms as arguments. On OpenVMS systems, a first optional parameter is also available as an argument. The pragma `INTERFACE` must be used with this pragma (see 13.9). This pragma is only allowed at the place of a declarative item, and must apply to a procedure declared by an earlier declarative item of the same declarative part or package specification. In the case of a procedure declared as a compilation unit, the pragma is only allowed after the procedure declaration and before any subsequent compilation unit. The first (or only) parameter of the procedure must be of mode `out`. This pragma is allowed for a procedure declared with a renaming declaration; it is not

allowed for a generic procedure. This pragma permits a non-Ada routine that returns a value and causes side effects on its parameters to be used as an Ada procedure (see 13.9a.1.1).

4 **INLINE**

Takes one or more names as arguments; each name is either the name of a subprogram or the name of a generic subprogram. This pragma is only allowed at the place of a declarative item in a declarative part or package specification, or after a library unit in a compilation, but before any subsequent compilation unit. This pragma specifies that the subprogram bodies should be expanded inline at each call whenever possible; in the case of a generic subprogram, the pragma applies to calls of its instantiations (see 6.3.2).

INLINE_GENERIC

Takes one or more names as arguments; each name is either the name of a generic declaration or the name of an instance of a generic declaration. This pragma is only allowed at the place of a declarative item in a declarative part or package specification, or after a library unit in a compilation, but before any subsequent compilation unit. Each argument must be the simple name of a generic subprogram or package, or a (nongeneric) subprogram or package that is an instance of a generic subprogram or package declared by an earlier declarative item of the same declarative part or package specification. This pragma specifies that inline expansion of the generic body is desired for each instantiation of the named generic declarations or of the particular named instances;

the pragma does not apply to calls of instances of generic subprograms (see 12.1a).

5 **INTERFACE**

Takes a language name and a subprogram name as arguments. This pragma is allowed at the place of a declarative item, and must apply in this case to a subprogram declared by an earlier declarative item of the same declarative part or package specification. This pragma is also allowed for a library unit; in this case the pragma must appear after the subprogram declaration, and before any subsequent compilation unit. This pragma specifies the other language (and thereby the calling conventions) and informs the compiler that an object module will be supplied for the corresponding subprogram (see 13.9).

In DEC Ada, the pragma **INTERFACE** is required in combination with the pragmas **IMPORT_FUNCTION**, **IMPORT_PROCEDURE**, **IMPORT_VALUED_PROCEDURE**, and **INTERFACE_NAME** when any of those pragmas are used (see 13.9a.1).

INTERFACE_NAME

Takes an internal name and an external name as arguments. The internal name may be an Ada simple name that denotes a subprogram or an object. If the declared entity is a function, the internal name may be a string literal that denotes an operator symbol. The external name may be any string literal; the literal is used as a linker global symbol that is associated with the external subprogram or object. This pragma is only allowed at the place of a declarative item, and must apply to an entity declared

by an earlier declarative item of the same declarative part or package specification.

If this pragma applies to a subprogram, then the pragma `INTERFACE` must also apply (see 13.9). If a subprogram has been declared as a compilation unit, the pragma is only allowed after the subprogram declaration and before any subsequent compilation unit. This pragma is allowed for subprograms declared with a renaming declaration. This pragma is not allowed for a generic subprogram or a generic subprogram instantiation.

If this pragma applies to an object, then the size of the object must be known at compile time. This pragma is not allowed for an object declared with a renaming declaration.

This pragma associates an external symbol with the internal Ada name for a subprogram or object (see 13.9b).

Takes one of the identifiers `ON` or `OFF` as the single argument. This pragma is allowed anywhere a pragma is allowed. It specifies that listing of the compilation is to be continued or suspended until a `LIST` pragma with the opposite argument is given within the same compilation. The pragma itself is always listed if the compiler is producing a listing.

On OpenVMS systems only. Also, the value of the pragma `FLOAT_REPRESENTATION` must be `VAX_FLOAT`.

6

`LIST`

`LONG_FLOAT`

Takes either D_FLOAT or G_FLOAT as the single argument. The default is G_FLOAT. This pragma is only allowed at the start of a compilation, before the first compilation unit (if any) of the compilation. It specifies the choice of representation to be used for the predefined type LONG_FLOAT in the package STANDARD, and for floating point type declarations with digits specified in the range 7 .. 15 (see 3.5.7b).

MAIN_STORAGE

On OpenVMS VAX systems only.

Takes one or two nonnegative static simple expressions of some integer type as arguments. This pragma is only allowed in the outermost declarative part of a library subprogram; at most one such pragma is allowed in a library subprogram. It has an effect only when the subprogram to which it applies is used as a main program. This pragma causes a fixed-size stack to be created for a main task (the task associated with a main program), and determines the number of storage units (bytes) to be allocated for the stack working storage area or guard pages or both. The value specified for either or both the working storage area and guard pages is rounded up to an integral number of pages. A value of zero for the working storage area results in the use of a default size; a value of zero for the guard pages results in no guard storage. A negative value for either working storage or guard pages causes the pragma to be ignored (see 13.2b).

MEMORY_SIZE

Takes a numeric literal as the single argument. This pragma is only allowed at the start of a compilation, before the

first compilation unit (if any) of the compilation. The effect of this pragma is to use the value of the specified numeric literal for the definition of the named number `MEMORY_SIZE` (see 13.7).

8 **OPTIMIZE**

Takes one of the identifiers `TIME` or `SPACE` as the single argument. This pragma is only allowed within a declarative part and it applies to the block or body enclosing the declarative part. It specifies whether time or space is the primary optimization criterion.

In DEC Ada, this pragma is only allowed immediately within a declarative part of a body declaration.

9 **PACK**

Takes the simple name of a record or array type as the single argument. The allowed positions for this pragma, and the restrictions on the named type, are governed by the same rules as for a representation clause. The pragma specifies that storage minimization should be the main criterion when selecting the representation of the given type (see 13.1).

10 **PAGE**

This pragma has no argument, and is allowed anywhere a pragma is allowed. It specifies that the program text which follows the pragma should start on a new page (if the compiler is currently producing a listing).

11 **PRIORITY**

Takes a static expression of the predefined integer subtype `PRIORITY` as the single argument. This pragma is only allowed within the specification of a task unit or immediately within the outermost declarative part of a main program. It specifies the priority of the

		task (or tasks of the task type) or the priority of the main program (see 9.8).
	PSECT_OBJECT	On OpenVMS systems only. Has the same syntax and the same effect as the pragma COMMON_OBJECT (see 13.9a.2.3).
12	SHARED	Takes the simple name of a variable as the single argument. This pragma is allowed only for a variable declared by an object declaration and whose type is a scalar or access type; the variable declaration and the pragma must both occur (in this order) immediately within the same declarative part or package specification. This pragma specifies that every read or update of the variable is a synchronization point for that variable. An implementation must restrict the objects for which this pragma is allowed to objects for which each of direct reading and direct updating is implemented as an indivisible operation (see 9.11).
	SHARE_GENERIC	On OpenVMS systems only. Takes one or more names as arguments; each name is either the name of a generic declaration or the name of an instance of a generic declaration. This pragma is only allowed at the place of a declarative item in a declarative part or package specification, or after a library unit in a compilation, but before any subsequent compilation unit. Each argument either must be the simple name of a generic subprogram or package, or it must be a (nongeneric) subprogram or package that is an instance of a generic subprogram or package. If the argument is an instance of a generic

If the pragma includes a name, the permission to omit the given check is further restricted: it is given only for operations on the named object or on all objects of the base type of a named type or subtype; for calls of a named subprogram; for activations of tasks of the named task type; or for instantiations of the given generic unit (see 11.7).

SUPPRESS_ALL

This pragma has no argument and is only allowed following a compilation unit. This pragma specifies that all run-time checks in the unit are suppressed (see 11.7).

15

SYSTEM_NAME

Takes an enumeration literal as the single argument. This pragma is only allowed at the start of a compilation, before the first compilation unit (if any) of the compilation. The effect of this pragma is to use the enumeration literal with the specified identifier for the definition of the constant **SYSTEM_NAME**. This pragma is only allowed if the specified identifier corresponds to one of the literals of the type **NAME** declared in the package **SYSTEM** (see 13.7).

TASK_STORAGE

Takes the simple name of a task type and a static expression of some integer type as arguments. This pragma is allowed anywhere that a task storage specification is allowed; that is, the declaration of the task type to which the pragma applies and the pragma must both occur (in this order) immediately within the same declarative part, package specification, or task specification. The effect of this pragma is to use the value of the expression as the number of storage

subprogram or package, then it must be declared by an earlier declarative item of the same declarative part or package specification. This pragma specifies that generic code sharing is desired for each instantiation of the named generic declarations or of the particular named instances (see 12.1b).

13 **STORAGE_UNIT**

Takes a numeric literal as the single argument. This pragma is only allowed at the start of a compilation, before the first compilation unit (if any) of the compilation. The effect of this pragma is to use the value of the specified numeric literal for the definition of the named number **STORAGE_UNIT** (see 13.7).

In DEC Ada, the only argument allowed for this pragma is 8 (bits).

14 **SUPPRESS**

Takes as arguments the identifier of a check and optionally also the name of either an object, a type or subtype, a subprogram, a task unit, or a generic unit. This pragma is only allowed either immediately within a declarative part or immediately within a package specification. In the latter case, the only allowed form is with a name that denotes an entity (or several overloaded subprograms) declared immediately within the package specification. The permission to omit the given check extends from the place of the pragma to the end of the declarative region associated with the innermost enclosing block statement or program unit. For a pragma given in a package specification, the permission extends to the end of the scope of the named entity.

units (bytes) to be allocated as guard storage. The value is rounded up to an appropriate boundary. A negative value causes the pragma to be ignored. A zero value has system-specific results: on OpenVMS VAX systems, a value of zero results in no guard storage; on OpenVMS AXP and DEC OSF/1 or ULTRIX systems, a value of zero results in a minimal guard area (see 13.2a).

TIME_SLICE

On OpenVMS and DEC OSF/1 systems only.

Takes a static expression of the predefined fixed point type **DURATION** (in the package **STANDARD**) as the single argument. This pragma is only allowed in the outermost declarative part of a library subprogram, and at most one such pragma is allowed in a library subprogram. It has an effect only when the subprogram to which it applies is used as a main program. This pragma causes the task scheduler to turn time slicing on or off and, on some systems, to limit the amount of continuous execution time given to a task (see 9.8a; see also the appropriate run-time reference manual for implementation differences across systems).

TITLE

Takes a title or a subtitle string, or both, as arguments. The pragma **TITLE** has the following form:

```
pragma TITLE (titling-option
               [,titling-option]);

titling-option :=
    [TITLE =>] string_literal
    | [SUBTITLE =>] string_literal
```

VOLATILE

This pragma is allowed anywhere a pragma is allowed; the given strings supersede the default title and/or subtitle portions of a compilation listing.

Takes the simple name of a variable as the single argument. This pragma is only allowed for a variable declared by an object declaration. The variable declaration and the pragma must both occur (in this order) immediately within the same declarative part or package specification. The pragma must appear before any occurrence of the name of the variable other than in an address clause or in one of the DEC Ada pragmas `IMPORT_OBJECT`, `EXPORT_OBJECT`, `COMMON_OBJECT`, or `PSECT_OBJECT`. The variable cannot be declared by a renaming declaration. The pragma `VOLATILE` specifies that the variable may be modified asynchronously. This pragma instructs the compiler to obtain the value of a variable from memory each time it is used (see 9.11).

F

Implementation-Dependent Characteristics

Note

This appendix is not part of the standard definition of the Ada programming language.

This appendix summarizes the implementation-dependent characteristics of DEC Ada by presenting the following:

- Lists of the DEC Ada pragmas and attributes.
- The specification of the package `SYSTEM`.
- The restrictions on representation clauses and unchecked type conversions.
- The conventions for names denoting implementation-dependent components in record representation clauses.
- The interpretation of expressions in address clauses.
- The implementation-dependent characteristics of the input-output packages.
- Other implementation-dependent characteristics.

See the relevant run-time reference manual for additional implementation-specific details.

F.1 Implementation-Dependent Pragmas

DEC Ada provides the following pragmas, which are defined elsewhere in the text. In addition, DEC Ada restricts the predefined language pragmas `INLINE` and `INTERFACE`. See Annex B for a descriptive pragma summary.

Pragma	DEC Ada systems on which it applies	Section
AST_ENTRY	OpenVMS	9.12a
COMMON_OBJECT	All	13.9a.2.3
COMPONENT_ALIGNMENT	All	13.1a
EXPORT_EXCEPTION	OpenVMS	13.9a.3.2
EXPORT_FUNCTION	All	13.9a.1.3
EXPORT_OBJECT	All	13.9a.2.2
EXPORT_PROCEDURE	All	13.9a.1.3
EXPORT_VALUED_PROCEDURE	All	13.9a.1.3
FLOAT_REPRESENTATION	OpenVMS DEC OSF/1	3.5.7a
IDENT	All	Annex B
IMPORT_EXCEPTION	OpenVMS	13.9a.3.1
IMPORT_FUNCTION	All	13.9a.1.1
IMPORT_OBJECT	All	13.9a.2.1
IMPORT_PROCEDURE	All	13.9a.1.1
IMPORT_VALUED_PROCEDURE	All	13.9a.1.1
INLINE_GENERIC	All	12.1a
INTERFACE_NAME	All	13.9b
LONG_FLOAT	OpenVMS	3.5.7b
MAIN_STORAGE	OpenVMS VAX	13.2b
PSECT_OBJECT	OpenVMS	13.9a.2.3
SHARE_GENERIC	OpenVMS	12.1b
SUPPRESS_ALL	All	11.7
TASK_STORAGE	All	13.2a
TIME_SLICE	OpenVMS	9.8a
TITLE	All	Annex B
VOLATILE	All	9.11

F.2 Implementation-Dependent Attributes

DEC Ada provides the following attributes, which are defined elsewhere in the text. See Annex A for a descriptive attribute summary.

Attribute	DEC Ada systems on which it applies	Section
AST_ENTRY	OpenVMS	9.12a
BIT	All	13.7.2
MACHINE_SIZE	All	13.7.2
NULL_PARAMETER	All	13.9a.1.2
TYPE_CLASS	All	13.7a.2

F.3 Specification of the Package System

DEC Ada provides a system-specific version of the package SYSTEM for each system on which it is supported. The following specification is composite: it includes all common and system-specific features.

package SYSTEM is

```

---- On ULTRIX systems:
type NAME is (RISC_ULTRIX);
for NAME use (6);
--
---- On all other systems:
type NAME is
  -- DEC Ada implementations
  (VAX_VMS, VAXELN, OpenVMS_AXP, RISC_ULTRIX, DEC_OSF1_AXP,
  -- XD Ada implementations
  MIL_STD_1750A, MC68000, MC68020, MC68040, CPU32);
for NAME use (1, 2, 7, 8, 9, 101, 102, 103, 104, 105);

-- System-specific definitions of SYSTEM_NAME
SYSTEM_NAME : constant NAME := VAX_VMS;
SYSTEM_NAME : constant NAME := OpenVMS_AXP;
SYSTEM_NAME : constant NAME := DEC_OSF1_AXP;
SYSTEM_NAME : constant NAME := RISC_ULTRIX;

STORAGE_UNIT : constant := 8;
MEMORY_SIZE : constant := 2**63-1;
MEMORY_SIZE : constant := 2**31-1;

-- System-specific definitions of MAX_INT and MIN_INT
--
---- On AXP systems:
MAX_INT : constant := 2**63-1;
MIN_INT : constant := -(2**63);
--
---- On all other systems:
MAX_INT : constant := 2**31-1;
MIN_INT : constant := -(2**31);

```

```

-- System-specific definitions of MAX_DIGITS
--
---- On OpenVMS VAX systems:
MAX_DIGITS    : constant := 33;
--
---- On all other systems:
MAX_DIGITS    : constant := 15;
MAX_MANTISSA  : constant := 31;
FINE_DELTA    : constant := 2.0**(-31);

-- System-specific definitions of TICK
--
---- On OpenVMS VAX systems:
TICK          : constant := 10.0**(-2);
--
---- On AXP systems:
TICK          : constant := 10.0**(-3);
--
---- On ULTRIX systems:
TICK          : constant := 3.906 * 10.0**(-3);

subtype PRIORITY is INTEGER range 0 .. 15;

-- On OpenVMS and OSF/1 systems:
type INTEGER_8 is range -128 .. 127;
for INTEGER_8'SIZE use 8;

-- On OpenVMS and OSF/1 systems:
type INTEGER_16 is range -32_768 .. 32_767;
for INTEGER_16'SIZE use 16;

-- On OpenVMS and OSF/1 systems:
type INTEGER_32 is range -2_147_483_648 .. 2_147_483_647;
for INTEGER_32'SIZE use 32;

-- On AXP systems:
type INTEGER_64 is range
-9_223_372_036_854_775_808 .. 9_223_372_036_854_775_807;
for INTEGER_64'SIZE use 64;

-- On OpenVMS and OSF/1 systems:
type LARGEST_INTEGER is range MIN_INT .. MAX_INT;

-- On OpenVMS and OSF/1 systems:
function "not" (LEFT      : LARGEST_INTEGER) return LARGEST_INTEGER;
function "and" (LEFT, RIGHT : LARGEST_INTEGER) return LARGEST_INTEGER;
function "or"  (LEFT, RIGHT : LARGEST_INTEGER) return LARGEST_INTEGER;
function "xor" (LEFT, RIGHT : LARGEST_INTEGER) return LARGEST_INTEGER;

-- Address type
--
type ADDRESS is private;

```

```

ADDRESS_ZERO : constant ADDRESS;
NO_ADDR      : constant ADDRESS;
NULL_ADDRESS : constant ADDRESS;

-- System-specific definition of ADDRESS_SIZE
--
---- On OSF/1 systems:
ADDRESS_SIZE : constant := 64;
--
---- On OpenVMS systems:
ADDRESS_SIZE : constant := 32;

function "+" (LEFT : ADDRESS; RIGHT : INTEGER) return ADDRESS;
function "+" (LEFT : INTEGER; RIGHT : ADDRESS) return ADDRESS;
function "-" (LEFT : ADDRESS; RIGHT : ADDRESS) return INTEGER;
function "-" (LEFT : ADDRESS; RIGHT : INTEGER) return ADDRESS;

-- Note that because ADDRESS is a private type
-- the functions "=" and "/=" are already available and
-- do not have to be explicitly defined
--
-- function "=" (LEFT, RIGHT : ADDRESS) return BOOLEAN;
-- function "/=" (LEFT, RIGHT : ADDRESS) return BOOLEAN;
function "<" (LEFT, RIGHT : ADDRESS) return BOOLEAN;
function "<=" (LEFT, RIGHT : ADDRESS) return BOOLEAN;
function ">" (LEFT, RIGHT : ADDRESS) return BOOLEAN;
function ">=" (LEFT, RIGHT : ADDRESS) return BOOLEAN;

generic
  type TARGET is private;
function FETCH_FROM_ADDRESS (A : ADDRESS) return TARGET;

generic
  type TARGET is private;
procedure ASSIGN_TO_ADDRESS (A : ADDRESS; T : TARGET);

-- DEC Ada floating point type declarations for the VAX
-- floating point data types
--
---- On OpenVMS systems:
type F_FLOAT is {digits 6};
type D_FLOAT is {digits 9};
type G_FLOAT is {digits 15};
--
---- On OpenVMS VAX systems:
type H_FLOAT is {digits 33};

-- DEC Ada floating point type declarations for the IEEE
-- floating point data types
--
---- On AXP and ULTRIX systems:
type IEEE_SINGLE_FLOAT is {digits 6};
type IEEE_DOUBLE_FLOAT is {digits 15};

```

```

type TYPE_CLASS is (TYPE_CLASS_ENUMERATION,
                    TYPE_CLASS_INTEGER,
                    TYPE_CLASS_FIXED_POINT,
                    TYPE_CLASS_FLOATING_POINT,
                    TYPE_CLASS_ARRAY,
                    TYPE_CLASS_RECORD,
                    TYPE_CLASS_ACCESS,
                    TYPE_CLASS_TASK,
                    TYPE_CLASS_ADDRESS);

-- AST handler type
-- On OpenVMS systems:
type AST_HANDLER is limited private;
-- On OpenVMS systems:
NO_AST_HANDLER : constant AST_HANDLER;

-- Non-Ada exception
NON_ADA_ERROR : exception;

-- Hardware-oriented types and functions
type BIT_ARRAY is array (INTEGER range <>) of BOOLEAN;
pragma PACK(BIT_ARRAY);

subtype BIT_ARRAY_8 is BIT_ARRAY (0 .. 7);
subtype BIT_ARRAY_16 is BIT_ARRAY (0 .. 15);
subtype BIT_ARRAY_32 is BIT_ARRAY (0 .. 31);
subtype BIT_ARRAY_64 is BIT_ARRAY (0 .. 63);

type UNSIGNED_BYTE is range 0 .. 255;
for UNSIGNED_BYTE'SIZE use 8;

function "not" (LEFT : UNSIGNED_BYTE) return UNSIGNED_BYTE;
function "and" (LEFT, RIGHT : UNSIGNED_BYTE) return UNSIGNED_BYTE;
function "or" (LEFT, RIGHT : UNSIGNED_BYTE) return UNSIGNED_BYTE;
function "xor" (LEFT, RIGHT : UNSIGNED_BYTE) return UNSIGNED_BYTE;

function TO_UNSIGNED_BYTE (X : BIT_ARRAY_8) return UNSIGNED_BYTE;
function TO_BIT_ARRAY_8 (X : UNSIGNED_BYTE) return BIT_ARRAY_8;

type UNSIGNED_BYTE_ARRAY is array (INTEGER range <>) of UNSIGNED_BYTE;

type UNSIGNED_WORD is range 0 .. 65535;
for UNSIGNED_WORD'SIZE use 16;

function "not" (LEFT : UNSIGNED_WORD) return UNSIGNED_WORD;
function "and" (LEFT, RIGHT : UNSIGNED_WORD) return UNSIGNED_WORD;
function "or" (LEFT, RIGHT : UNSIGNED_WORD) return UNSIGNED_WORD;
function "xor" (LEFT, RIGHT : UNSIGNED_WORD) return UNSIGNED_WORD;

function TO_UNSIGNED_WORD (X : BIT_ARRAY_16) return UNSIGNED_WORD;
function TO_BIT_ARRAY_16 (X : UNSIGNED_WORD) return BIT_ARRAY_16;

type UNSIGNED_WORD_ARRAY is array (INTEGER range <>) of UNSIGNED_WORD;

```

```

type UNSIGNED_LONGWORD is range -2_147_483_648 .. 2_147_483_647;
for UNSIGNED_LONGWORD'SIZE use 32;

function "not" (LEFT      : UNSIGNED_LONGWORD) return UNSIGNED_LONGWORD;
function "and" (LEFT, RIGHT : UNSIGNED_LONGWORD) return UNSIGNED_LONGWORD;
function "or"  (LEFT, RIGHT : UNSIGNED_LONGWORD) return UNSIGNED_LONGWORD;
function "xor" (LEFT, RIGHT : UNSIGNED_LONGWORD) return UNSIGNED_LONGWORD;

function TO_UNSIGNED_LONGWORD (X : BIT_ARRAY_32) return UNSIGNED_LONGWORD;
function TO_BIT_ARRAY_32 (X : UNSIGNED_LONGWORD) return BIT_ARRAY_32;

type UNSIGNED_LONGWORD_ARRAY is
  array (INTEGER range <>) of UNSIGNED_LONGWORD;

-- On AXP systems:
type UNSIGNED_32 is range 0 .. 4_294_967_295;
for UNSIGNED_32'SIZE use 32;

-- On AXP systems:
function "not" (LEFT      : UNSIGNED_32) return UNSIGNED_32;
function "and" (LEFT, RIGHT : UNSIGNED_32) return UNSIGNED_32;
function "or"  (LEFT, RIGHT : UNSIGNED_32) return UNSIGNED_32;
function "xor" (LEFT, RIGHT : UNSIGNED_32) return UNSIGNED_32;

-- On AXP systems:
function TO_UNSIGNED_32 (X : BIT_ARRAY_32) return UNSIGNED_32;
function TO_BIT_ARRAY_32 (X : UNSIGNED_32) return BIT_ARRAY_32;

type UNSIGNED_QUADWORD is
  record
    L0 : UNSIGNED_LONGWORD;
    L1 : UNSIGNED_LONGWORD;
  end record;
for UNSIGNED_QUADWORD'SIZE use 64;
for UNSIGNED_QUADWORD use
  record at mod 8;
  end record;

function "not" (LEFT      : UNSIGNED_QUADWORD) return UNSIGNED_QUADWORD;
function "and" (LEFT, RIGHT : UNSIGNED_QUADWORD) return UNSIGNED_QUADWORD;
function "or"  (LEFT, RIGHT : UNSIGNED_QUADWORD) return UNSIGNED_QUADWORD;
function "xor" (LEFT, RIGHT : UNSIGNED_QUADWORD) return UNSIGNED_QUADWORD;

function TO_UNSIGNED_QUADWORD (X : BIT_ARRAY_64) return UNSIGNED_QUADWORD;
function TO_BIT_ARRAY_64 (X : UNSIGNED_QUADWORD) return BIT_ARRAY_64;

type UNSIGNED_QUADWORD_ARRAY is
  array (INTEGER range <>) of UNSIGNED_QUADWORD;

function TO_ADDRESS (X : INTEGER) return ADDRESS;
function TO_ADDRESS (X : UNSIGNED_LONGWORD) return ADDRESS;
function TO_ADDRESS (X : {universal_integer}) return ADDRESS;

function TO_INTEGER (X : ADDRESS) return INTEGER;
function TO_UNSIGNED_LONGWORD (X : ADDRESS) return UNSIGNED_LONGWORD;

```

```
-- On OpenVMS systems only:  
function TO_UNSIGNED_LONGWORD (X : AST_HANDLER) return UNSIGNED_LONGWORD;
```

```
-- Conventional names for static subtypes of type UNSIGNED_LONGWORD
```

```
subtype UNSIGNED_1 is UNSIGNED_LONGWORD range 0 .. 2** 1-1;  
subtype UNSIGNED_2 is UNSIGNED_LONGWORD range 0 .. 2** 2-1;  
subtype UNSIGNED_3 is UNSIGNED_LONGWORD range 0 .. 2** 3-1;  
subtype UNSIGNED_4 is UNSIGNED_LONGWORD range 0 .. 2** 4-1;  
subtype UNSIGNED_5 is UNSIGNED_LONGWORD range 0 .. 2** 5-1;  
subtype UNSIGNED_6 is UNSIGNED_LONGWORD range 0 .. 2** 6-1;  
subtype UNSIGNED_7 is UNSIGNED_LONGWORD range 0 .. 2** 7-1;  
subtype UNSIGNED_8 is UNSIGNED_LONGWORD range 0 .. 2** 8-1;  
subtype UNSIGNED_9 is UNSIGNED_LONGWORD range 0 .. 2** 9-1;  
subtype UNSIGNED_10 is UNSIGNED_LONGWORD range 0 .. 2**10-1;  
subtype UNSIGNED_11 is UNSIGNED_LONGWORD range 0 .. 2**11-1;  
subtype UNSIGNED_12 is UNSIGNED_LONGWORD range 0 .. 2**12-1;  
subtype UNSIGNED_13 is UNSIGNED_LONGWORD range 0 .. 2**13-1;  
subtype UNSIGNED_14 is UNSIGNED_LONGWORD range 0 .. 2**14-1;  
subtype UNSIGNED_15 is UNSIGNED_LONGWORD range 0 .. 2**15-1;  
subtype UNSIGNED_16 is UNSIGNED_LONGWORD range 0 .. 2**16-1;  
subtype UNSIGNED_17 is UNSIGNED_LONGWORD range 0 .. 2**17-1;  
subtype UNSIGNED_18 is UNSIGNED_LONGWORD range 0 .. 2**18-1;  
subtype UNSIGNED_19 is UNSIGNED_LONGWORD range 0 .. 2**19-1;  
subtype UNSIGNED_20 is UNSIGNED_LONGWORD range 0 .. 2**20-1;  
subtype UNSIGNED_21 is UNSIGNED_LONGWORD range 0 .. 2**21-1;  
subtype UNSIGNED_22 is UNSIGNED_LONGWORD range 0 .. 2**22-1;  
subtype UNSIGNED_23 is UNSIGNED_LONGWORD range 0 .. 2**23-1;  
subtype UNSIGNED_24 is UNSIGNED_LONGWORD range 0 .. 2**24-1;  
subtype UNSIGNED_25 is UNSIGNED_LONGWORD range 0 .. 2**25-1;  
subtype UNSIGNED_26 is UNSIGNED_LONGWORD range 0 .. 2**26-1;  
subtype UNSIGNED_27 is UNSIGNED_LONGWORD range 0 .. 2**27-1;  
subtype UNSIGNED_28 is UNSIGNED_LONGWORD range 0 .. 2**28-1;  
subtype UNSIGNED_29 is UNSIGNED_LONGWORD range 0 .. 2**29-1;  
subtype UNSIGNED_30 is UNSIGNED_LONGWORD range 0 .. 2**30-1;  
subtype UNSIGNED_31 is UNSIGNED_LONGWORD range 0 .. 2**31-1;
```

```
-- Function for obtaining global symbol values
```

```
function IMPORT_VALUE (SYMBOL : STRING) return UNSIGNED_LONGWORD;
```

```
-- On OpenVMS and OSF/1 systems:
```

```
function IMPORT_ADDRESS (SYMBOL : STRING) return ADDRESS;
```

```
function IMPORT_LARGEST_VALUE (SYMBOL : STRING) return LARGEST_INTEGER;
```

```
-- VAX device and process register operations
```

```
-- On OpenVMS VAX systems only:
```

```
function READ_REGISTER (SOURCE : UNSIGNED_BYTE) return UNSIGNED_BYTE;
```

```
function READ_REGISTER (SOURCE : UNSIGNED_WORD) return UNSIGNED_WORD;
```

```
function READ_REGISTER (SOURCE : UNSIGNED_LONGWORD)
```

```
return UNSIGNED_LONGWORD;
```

```

-- On OpenVMS VAX systems only:
procedure WRITE_REGISTER(SOURCE : UNSIGNED_BYTE;
                          TARGET : out UNSIGNED_BYTE);
procedure WRITE_REGISTER(SOURCE : UNSIGNED_WORD;
                          TARGET : out UNSIGNED_WORD);
procedure WRITE_REGISTER(SOURCE : UNSIGNED_LONGWORD;
                          TARGET : out UNSIGNED_LONGWORD);

-- On OpenVMS VAX systems only:
function MFPR (REG_NUMBER : INTEGER) return UNSIGNED_LONGWORD;
procedure MTPR (REG_NUMBER : INTEGER;
                SOURCE      : UNSIGNED_LONGWORD);

-- For the following declarations, note that the declaration without
-- a RETRY_COUNT parameter mean to retry infinitely. A value of 0
-- for the RETRY_COUNT means do not retry.
--
-- Interlocked-instruction procedures

-- On OpenVMS and OSF/1 systems:
procedure CLEAR_INTERLOCKED (BIT      : in out BOOLEAN;
                             OLD_VALUE : out BOOLEAN);
procedure SET_INTERLOCKED  (BIT      : in out BOOLEAN;
                             OLD_VALUE : out BOOLEAN);

-- On OpenVMS and OSF/1 systems:
type ALIGNED_WORD is
  record
    VALUE : SHORT_INTEGER;
  end record;
for ALIGNED_WORD use
  record at mod 2;
  end record;

-- On AXP systems only:
procedure CLEAR_INTERLOCKED (BIT      : in out BOOLEAN;
                             OLD_VALUE : out BOOLEAN;
                             RETRY_COUNT : in NATURAL;
                             SUCCESS_FLAG : out BOOLEAN);
procedure SET_INTERLOCKED  (BIT      : in out BOOLEAN;
                             OLD_VALUE : out BOOLEAN;
                             RETRY_COUNT : in NATURAL;
                             SUCCESS_FLAG : out BOOLEAN);

-- On OpenVMS and OSF/1 systems:
procedure ADD_INTERLOCKED (ADDEND : in    SHORT_INTEGER;
                           AUGEND  : in out ALIGNED_WORD;
                           SIGN    : out  INTEGER);

```

```

-- On AXP systems only:
type ALIGNED_INTEGER is
  record
    VALUE : INTEGER;
  end record;
for ALIGNED_INTEGER use
  record at mod 4;
end record;

-- On AXP systems only:
type ALIGNED_LONG_INTEGER is
  record
    VALUE : LONG_INTEGER;
  end record;
for ALIGNED_LONG_INTEGER use
  record at mod 8;
end record;

-- For the following declarations, note that the declaration without
-- a RETRY_COUNT parameter mean to retry infinitely. A value of 0
-- for the RETRY_COUNT means do not retry.
--
-- On AXP systems only:
procedure ADD_ATOMIC (TO          : in out ALIGNED_INTEGER;
                     AMOUNT      : in INTEGER);
procedure ADD_ATOMIC (TO          : in out ALIGNED_INTEGER;
                     AMOUNT      : in INTEGER;
                     RETRY_COUNT : in NATURAL;
                     OLD_VALUE   : out INTEGER;
                     SUCCESS_FLAG : out BOOLEAN);
procedure ADD_ATOMIC (TO          : in out ALIGNED_LONG_INTEGER;
                     AMOUNT      : in LONG_INTEGER);
procedure ADD_ATOMIC (TO          : in out ALIGNED LONG_INTEGER;
                     AMOUNT      : in LONG_INTEGER;
                     RETRY_COUNT : in NATURAL;
                     OLD_VALUE   : out LONG_INTEGER;
                     SUCCESS_FLAG : out BOOLEAN);

-- On AXP systems only:
procedure AND_ATOMIC (TO          : in out ALIGNED_INTEGER;
                     FROM        : in INTEGER);
procedure AND_ATOMIC (TO          : in out ALIGNED_INTEGER;
                     FROM        : in INTEGER;
                     RETRY_COUNT : in NATURAL;
                     OLD_VALUE   : out INTEGER;
                     SUCCESS_FLAG : out BOOLEAN);
procedure AND_ATOMIC (TO          : in out ALIGNED LONG_INTEGER;
                     FROM        : in LONG_INTEGER);
procedure AND_ATOMIC (TO          : in out ALIGNED LONG_INTEGER;
                     FROM        : in LONG_INTEGER;
                     RETRY_COUNT : in NATURAL;
                     OLD_VALUE   : out LONG_INTEGER;
                     SUCCESS_FLAG : out BOOLEAN);

```

```

-- On AXP systems only:
procedure OR_ATOMIC (TO          : in out ALIGNED_INTEGER;
                    FROM        : in INTEGER);
procedure OR_ATOMIC (TO          : in out ALIGNED_INTEGER;
                    FROM        : in INTEGER;
                    RETRY_COUNT : in NATURAL;
                    OLD_VALUE   : out INTEGER;
                    SUCCESS_FLAG : out BOOLEAN);
procedure OR_ATOMIC (TO          : in out ALIGNED_LONG_INTEGER;
                    FROM        : in LONG_INTEGER);
procedure OR_ATOMIC (TO          : in out ALIGNED_LONG_INTEGER;
                    FROM        : in LONG_INTEGER;
                    RETRY_COUNT : in NATURAL;
                    OLD_VALUE   : out LONG_INTEGER;
                    SUCCESS_FLAG : out BOOLEAN);

-- On OpenVMS VAX systems only:
type INSQ_STATUS is (OK_NOT_FIRST, FAIL_NO_LOCK, OK_FIRST);
for INSQ_STATUS use (OK_NOT_FIRST => 0,
                   FAIL_NO_LOCK  => 1,
                   OK_FIRST      => 2);

-- On OpenVMS VAX systems only:
type REMQ_STATUS is (OK_NOT_EMPTY, FAIL_NO_LOCK,
                   OK_EMPTY,      FAIL_WAS_EMPTY);
for REMQ_STATUS use (OK_NOT_EMPTY => 0,
                   FAIL_NO_LOCK  => 1,
                   OK_EMPTY      => 2,
                   FAIL_WAS_EMPTY => 3);

-- On OpenVMS AXP systems only:
type INSQ_STATUS is (FAIL_NO_LOCK, OK_NOT_FIRST, OK_FIRST);
for INSQ_STATUS use (FAIL_NO_LOCK => -1,
                   OK_NOT_FIRST  => 0,
                   OK_FIRST      => 1);

-- On OpenVMS AXP systems only:
type REMQ_STATUS is (FAIL_NO_LOCK, FAIL_WAS_EMPTY,
                   OK_NOT_EMPTY, OK_EMPTY);
for REMQ_STATUS use (FAIL_NO_LOCK => -1,
                   FAIL_WAS_EMPTY => 0,
                   OK_NOT_EMPTY  => 1,
                   OK_EMPTY      => 2);

-- On OpenVMS systems only:
procedure INSQHI (ITEM   : in ADDRESS;
                HEADER  : in ADDRESS;
                STATUS  : out INSQ_STATUS);

-- On OpenVMS systems only:
procedure REMQHI (HEADER : in ADDRESS;
                ITEM     : out ADDRESS;
                STATUS  : out REMQ_STATUS);

```

```

-- On OpenVMS systems only:
procedure INSQTI (ITEM : in ADDRESS;
                 HEADER : in ADDRESS;
                 STATUS : out INSQ_STATUS);

-- On OpenVMS systems only:
procedure REMQTI (HEADER : in ADDRESS;
                 ITEM : out ADDRESS;
                 STATUS : out REMQ_STATUS);

private
  -- Not shown
end SYSTEM;

```

F.4 Restrictions on Representation Clauses

The representation clauses allowed in DEC Ada are length, enumeration, record representation, and address clauses.

In DEC Ada, a representation clause for a generic formal type or a type that depends on a generic formal type is not allowed. In addition, a representation clause for a composite type that has a component or subcomponent of a generic formal type or a type derived from a generic formal type is not allowed.

F.5 Restrictions on Unchecked Type Conversions

DEC Ada supports the generic function `UNCHECKED_CONVERSION` with the following restrictions on the class of types involved:

- The actual subtype corresponding to the formal type `TARGET` must not be an unconstrained array type.
- The actual subtype corresponding to the formal type `TARGET` must not be an unconstrained type with discriminants.

Further, when the target type is a type with discriminants, the value resulting from a call of the conversion function resulting from an instantiation of `UNCHECKED_CONVERSION` is checked to ensure that the discriminants satisfy the constraints of the actual subtype.

If the size of the source value is greater than the size of the target subtype, then the high order bits of the value are ignored (truncated); if the size of the source value is less than the size of the target subtype, then the value is extended with zero bits to form the result value.

F.6 Conventions for Implementation-Generated Names Denoting Implementation-Dependent Components in Record Representation Clauses

DEC Ada does not allocate implementation-dependent components in records.

F.7 Interpretation of Expressions Appearing in Address Clauses

Expressions appearing in address clauses must be of the type `ADDRESS` defined in the package `SYSTEM` (see 13.7a.1 and F.3). In DEC Ada, values of the type `SYSTEM.ADDRESS` are interpreted as virtual addresses in the machine's address space.

DEC Ada allows address clauses for objects and imported subprograms; on DEC OSF/1 or ULTRIX systems, the simple name may also be the name of a single entry (see 13.5).

On OpenVMS systems, DEC Ada does not support interrupts as defined in section 13.5.1. Instead, DEC Ada provides the pragma `AST_ENTRY` and the `AST_ENTRY` attribute as alternative mechanisms for handling asynchronous interrupts from the OpenVMS operating system (see 9.12a).

On DEC OSF/1 or ULTRIX systems, DEC Ada supports interrupts as defined in section 13.5.1, to allow some DEC OSF/1 or ULTRIX signals to be associated with task entry calls. For information on handling DEC OSF/1 or ULTRIX signals, see the *DEC Ada Run-Time Reference Manual for DEC OSF/1 Systems* or *DEC Ada Run-Time Reference Manual for ULTRIX Systems*.

F.8 Implementation-Dependent Characteristics of Input-Output Packages

In addition to the standard predefined input-output packages (`SEQUENTIAL_IO`, `DIRECT_IO`, `TEXT_IO`, and `IO_EXCEPTIONS`), DEC Ada provides the following packages for handling sequential and direct files with mixed-type elements:

- `SEQUENTIAL_MIXED_IO` (see 14.2b.4).
- `DIRECT_MIXED_IO` (see 14.2b.6).

DEC Ada does not provide the low level input-output package described in this section.

As specified in section 14.4, DEC Ada raises the following language-defined exceptions for error conditions that occur during input-output operations: `STATUS_ERROR`, `MODE_ERROR`, `NAME_ERROR`, `USE_ERROR`, `END_ERROR`, `DATA_ERROR`, and `LAYOUT_ERROR`. DEC Ada does not raise the language-defined exception `DEVICE_ERROR`; device-related errors cause the exception `USE_ERROR` to be raised.

The exception `USE_ERROR` is raised under the following conditions:

- If the capacity of the external file has been exceeded.
- In all `CREATE` operations if the mode specified is `IN_FILE`.
- In all `CREATE` operations if the file attributes specified by the `FORM` parameter are not supported by the package.
- In all `CREATE`, `OPEN`, `DELETE`, and `RESET` operations if, for the specified mode, the environment does not support the operation for an external file.
- In all `NAME` operations if the file has no name.
- In the `SET_LINE_LENGTH` and `SET_PAGE_LENGTH` operations on text files if the lengths specified are inappropriate for the external file.
- In text files if an operation is attempted that is not possible for reasons that depend on characteristics of the external file.

DEC Ada provides other input-output packages that are available on specific systems. The following sections outline those packages. The following sections also give system-specific information about the overall set of DEC Ada input-output packages and input-output exceptions.

F.8.1 DEC Ada Input-Output Packages on OpenVMS Systems

On OpenVMS systems, the DEC Ada predefined packages and their operations are implemented using OpenVMS Record Management Services (RMS) file organizations and facilities. To give users the maximum benefit of the underlying RMS input-output facilities, DEC Ada provides the following OpenVMS-specific packages:

- `RELATIVE_IO` (see 14.2a.3).
- `INDEXED_IO` (see 14.2a.5).
- `RELATIVE_MIXED_IO` (see 14.2b.8).
- `INDEXED_MIXED_IO` (see 14.2b.10).
- `AUX_IO_EXCEPTIONS` (see 14.5a).

The following sections summarize the implementation-dependent characteristics of the DEC Ada input-output packages. The *DEC Ada Run-Time Reference Manual for OpenVMS Systems* discusses these characteristics in more detail.

F.8.1.1 Interpretation of the FORM Parameter on OpenVMS Systems

On OpenVMS systems, the value of the FORM parameter may be a string of statements of the OpenVMS Record Management Services (RMS) File Definition Language (FDL), or it may be a string referring to a text file of FDL statements (called an FDL file).

FDL is a special-purpose OpenVMS language for writing file specifications. These specifications are then used by DEC Ada run-time routines to create or open files. See the *DEC Ada Run-Time Reference Manual for OpenVMS Systems* for the rules governing the FORM parameter and for a general description of FDL. See the *Guide to OpenVMS File Applications* and the *OpenVMS Record Management Utilities Reference Manual* for complete information on FDL.

On OpenVMS systems, each input-output package has a default string of FDL statements that is used to open or create a file. Thus, in general, specification of a FORM parameter is not necessary: it is never necessary in an OPEN procedure; it may be necessary in a CREATE procedure. The packages for which a value for the FORM parameter must be specified in a CREATE procedure are as follows:

- The packages `DIRECT_IO` and `RELATIVE_IO` require that a maximum element (record) size be specified in the FORM parameter if the item with which the package is instantiated is unconstrained.
- The packages `DIRECT_MIXED_IO` and `RELATIVE_MIXED_IO` require that a maximum element (record) size be specified in the FORM parameter.
- The packages `INDEXED_IO` and `INDEXED_MIXED_IO` require that information about keys be specified in the FORM parameter.

Any explicit FORM specification supersedes the default attributes of the governing input-output package. The *DEC Ada Run-Time Reference Manual for OpenVMS Systems* describes the default external file attributes of each input-output package.

The use of the FORM parameter is described for each input-output package in chapter 14. For information on the default FORM parameters for each DEC Ada input-output package and for information on using the FORM parameter to specify external file attributes, see the *DEC Ada Run-Time Reference Manual for OpenVMS Systems*. For information on FDL, see the *Guide to OpenVMS File Applications* and the *OpenVMS Record Management Utilities Reference Manual*.

F.8.1.2 Input-Output Exceptions on OpenVMS Systems

In addition to the DEC Ada exceptions that apply on all systems, the following also apply on OpenVMS systems:

- The DEC Ada exceptions `LOCK_ERROR`, `EXISTENCE_ERROR`, and `KEY_ERROR` are raised for relative and indexed input-output operations.
- The exception `USE_ERROR` is raised as follows in relative and indexed files:
 - In the `WRITE` operations on relative or indexed files if the element in the position indicated has already been written.
 - In the `DELETE_ELEMENT` operations on relative and indexed files if the current element is undefined at the start of the operation.
 - In the `UPDATE` operations on indexed files if the current element is undefined or if the specified key violates the external file attributes.
- The exception `NAME_ERROR` is raised as specified in section 14.4: by a call of a `CREATE` or `OPEN` procedure if the string given for the `NAME` parameter does not allow the identification of an external file. On OpenVMS systems, the value of a `NAME` parameter can be a string that denotes a OpenVMS file specification or a OpenVMS logical name (in either case, the string names an external file). For a `CREATE` procedure, the value of a `NAME` parameter can also be a null string, in which case it names a temporary external file that is deleted when the main program exits. The *DEC Ada Run-Time Reference Manual for OpenVMS Systems* explains the naming of external files in more detail.
- The exception `LAYOUT_ERROR` is raised as specified in section 14.4: in text input-output by the functions `COL`, `LINE`, or `PAGE` if the value returned exceeds `COUNT'LAST`. The exception `LAYOUT_ERROR` is also raised on output by an attempt to set column or line numbers in excess of specified maximum line or page lengths, and by attempts to output too many characters to a string. In the DEC Ada mixed input-output packages, the exception `LAYOUT_ERROR` is raised by the procedure `GET_ITEM` if no more items can be read from the file buffer; it is raised by the procedure `PUT_ITEM` if the current position exceeds the file buffer size.

F.8.2 Input-Output Packages on DEC OSF/1 or ULTRIX Systems

On DEC OSF/1 or ULTRIX systems, the DEC Ada predefined packages and their operations are implemented using DEC OSF/1 or ULTRIX file facilities. DEC Ada provides no additional input-output packages specifically related to DEC OSF/1 or ULTRIX systems.

The following sections summarize the DEC OSF/1 or ULTRIX-specific characteristics of the DEC Ada input-output packages. The *DEC Ada Run-Time Reference Manual for DEC OSF/1 Systems* and *DEC Ada Run-Time Reference Manual for ULTRIX Systems* discuss these characteristics in more detail.

F.8.2.1 Interpretation of the FORM Parameter on DEC OSF/1 Systems

On DEC OSF/1 systems, the value of the FORM parameter conforms to the description of the FORM parameter in IEEE Standard 1003.5-1992, *IEEE Standard for Information Technology, POSIX Ada Language Interfaces*. The value of the FORM parameter must be a character string, defined as follows:

```
form_image ::=
  [field_name_identifier => field_value
  {, field_name_identifier => field_value}]
field_value ::= field_value_identifier | integer
```

The field names and field values supported by DEC Ada are as follows:

OWNER, GROUP, OTHER Determines the file permissions associated with the file.

The field value may be NONE, READ, WRITE, EXECUTE, or any combination of the latter three values separated by underscores (for example, READ_WRITE). The field values set the access permissions for the created file. If no field value is specified, the default value is READ_WRITE_EXECUTE.

The file permissions field names and values may be used only in the FORM parameter of a CREATE procedure. The exception USE_ERROR is raised if they are used in the FORM parameter of an OPEN procedure.

APPEND

Determines whether or not data can be appended to the file.

	<p>The field value must be either TRUE or FALSE. A value of TRUE causes any output to be written to the end of the named external file. If no field value is specified, the default value is FALSE.</p> <p>The append field name and value may be used only in the FORM parameter of an OPEN procedure. The exception USE_ERROR is raised if they are used in the FORM parameter of a CREATE procedure.</p>
BLOCKING	<p>Determines whether or not blocking input-output is in effect.</p> <p>The field value must be TASKS. This value causes a calling task (but not other tasks) to wait for the completion of any input-output operation on the file.</p>
TERMINAL_INPUT	<p>Specifies how characters are read from the keyboard. This field applies to text files only.</p> <p>The field value must be either LINES or CHARACTERS. The value LINES causes the canonical terminal input. The value CHARACTERS causes noncanonical terminal input. If no field value is specified, the default value is LINES.</p> <p>The terminal input field name and value have no effect if the file is not opened for input or if the file is not opened on a terminal.</p>
FILE_STRUCTURE	<p>Determines whether the file is first-in first-out (FIFO) or not.</p> <p>The field value must be either REGULAR or FIFO. If no field value is specified, the default value is REGULAR.</p> <p>The file structure field name and values may be used only in the FORM parameter of a CREATE procedure. The exception USE_ERROR is raised if they are used in the FORM parameter of an OPEN procedure. The exception USE_ERROR is also raised if</p>

the field name and values are applied to files created or opened with operations from the packages `DIRECT_IO` and `DIRECT_MIXED_IO`.

FILE_DESCRIPTOR

Specifies a DEC OSF/1 file descriptor for the Ada file being opened.

The field value specifies the file descriptor. The file descriptor must be open.

If the file descriptor is not open, if the file descriptor refers to an Ada file that is already open, or if the file descriptor refers to an Ada file with an incompatible mode, then the exception `USE_ERROR` is raised. Note that the file descriptor option can be used only in the `FORM` parameter of an `OPEN` procedure.

PAGE_TERMINATORS

Determines the treatment of line, page, and file terminators. This field applies to text files only.

The field value must be either `TRUE` or `FALSE`. A value of `TRUE` causes the external representation of line, page, and file terminators to be as defined in the DEC Ada run-time reference manuals. A value of `FALSE` causes the external file to have no page terminators. If no field value is specified, the default value is `TRUE`.

Output to the external file occurs as follows when the field value is `FALSE`: line terminators are represented by the character `ASCII.LF`, page terminators are omitted, and file terminators are represented by the physical end of the file. The exception `USE_ERROR` is raised when an explicit call is made to the procedure `TEXT_IO.NEW_PAGE` or an explicit call is made to the procedure `TEXT_IO.SET_LINE` and the current line number exceeds the value specified by the `TO` parameter.

	Input to the external file occurs as follows when the field value is FALSE: any occurrence of the character ASCII.FF is interpreted as the character ASCII.FF, not as a page terminator.
BUFFER_SIZE	Determines the size of the buffer used during file operations. The field value must be an integer; it specifies the number of bytes in the buffer.
ELEMENT_SIZE	Determines the maximum element size for a direct file. The field value must be an integer; it specifies the maximum number of bytes in the element.

Each input-output package has an implementation-defined value form string that is used to open or create a file. Thus, in general, specification of a FORM parameter is not necessary. The packages for which a value for the FORM parameter must be specified in a CREATE procedure are as follows:

- The package **DIRECT_IO** requires that a maximum element size be specified in the FORM parameter if the item with which the package is instantiated is unconstrained.
- The package **DIRECT_MIXED_IO** requires that a maximum element size be specified in the FORM parameter.

F.8.2.2 Interpretation of the FORM Parameter on ULTRIX Systems

On ULTRIX systems, the value of the FORM parameter must be a character string, defined as follows:

```
string      ::= "[field {,field}]"
field       ::= field_id => field_value
field_id    ::= BUFFER_SIZE | ELEMENT_SIZE | FILE_DESCRIPTOR
field_value ::= digit {digit}
```

Depending on the fields specified, the value of the FORM parameter may represent one or more of the following:

- The size of the buffer used during file operations. The field value specifies the number of bytes in the buffer.
- The maximum element size for a direct file. The field value specifies the maximum number of bytes in the element.

- A DEC OSF/1 or ULTRIX file descriptor for the Ada file being opened. The file descriptor must be open.

If the file descriptor is not open, or if it refers to an Ada file that is already open, then the exception `USE_ERROR` is raised. Note that the file descriptor option can be used only in the `FORM` parameter of an `OPEN` procedure.

Each input-output package has an implementation-defined value form string that is used to open or create a file. Thus, in general, specification of a `FORM` parameter is not necessary. The packages for which a value for the `FORM` parameter must be specified in a `CREATE` procedure are as follows:

- The package `DIRECT_IO` requires that a maximum element size be specified in the `FORM` parameter if the item with which the package is instantiated is unconstrained.
- The package `DIRECT_MIXED_IO` requires that a maximum element size be specified in the `FORM` parameter.

The use of the `FORM` parameter is described for each input-output package in chapter 14. For information on using the `FORM` parameter to specify external file attributes, see the *DEC Ada Run-Time Reference Manual for DEC OSF/1 Systems* or *DEC Ada Run-Time Reference Manual for ULTRIX Systems*.

F.8.2.3 Input-Output Exceptions on DEC OSF/1 or ULTRIX Systems

In addition to the DEC Ada exceptions that apply on all systems, the following also apply on DEC OSF/1 or ULTRIX systems:

- The exception `NAME_ERROR` is raised as specified in section 14.4: by a call of a `CREATE` or `OPEN` procedure if the string given for the `NAME` parameter does not allow the identification of an external file. On DEC OSF/1 or ULTRIX systems, the value of a `NAME` parameter can be a string that denotes an DEC OSF/1 or ULTRIX file specification. For a `CREATE` procedure, the value of a `NAME` parameter can also be a null string, in which case it names a temporary external file that is deleted when the main program exits. The *DEC Ada Run-Time Reference Manual for DEC OSF/1 Systems* or *DEC Ada Run-Time Reference Manual for ULTRIX Systems* explains the naming of external files in more detail.
- The exception `LAYOUT_ERROR` is raised as specified in section 14.4: in text input-output by the functions `COL`, `LINE`, or `PAGE` if the value returned exceeds `COUNT_LAST`. The exception `LAYOUT_ERROR` is also raised on output by an attempt to set column or line numbers in excess of specified maximum line or page lengths, and by attempts to output too many characters to a string. In the DEC Ada mixed input-output packages, the exception `LAYOUT_ERROR` is raised by the procedure `GET_ITEM` if

no more items can be read from the file buffer; it is raised by the procedure `PUT_ITEM` if the current position exceeds the file buffer size.

F.9 Other Implementation Characteristics

Implementation characteristics relating to the definition of a main program, various numeric ranges, and implementation limits are summarized in the following sections.

F.9.1 Definition of a Main Program

DEC Ada permits a library unit to be used as a main program under the following conditions:

- If it is a procedure with no formal parameters.
On OpenVMS systems, the status returned to the OpenVMS environment upon normal completion of the procedure is the value 1.
On DEC OSF/1 or ULTRIX systems, the status returned to the DEC OSF/1 or ULTRIX environment upon normal completion of the procedure is the value 0.
On DEC OSF/1 systems, the status returned to the DEC OSF/1 environment when unhandled exceptions have been raised is the value 42.
- If it is a function with no formal parameters whose returned value is of a discrete type. In this case, the status returned to the operating-system environment upon normal completion of the function is the function value.
- If it is a procedure declared with the pragma `EXPORT_VALUED_PROCEDURE`, and it has one formal `out` parameter that is of a discrete type. In this case, the status returned to the operating-system environment upon normal completion of the procedure is the value of the first (and only) parameter.

Note that when a main function or a main procedure declared with the pragma `EXPORT_VALUED_PROCEDURE` returns a discrete value whose size is less than 32 bits (on OpenVMS VAX or ULTRIX systems) or 64 bits (on AXP systems), the value is zero- or sign-extended as appropriate.

F.9.2 Values of Integer Attributes

The ranges of values for integer types declared in the package STANDARD are as follows:

Integer type	Range	Systems on which it applies
SHORT_SHORT_INTEGER	-128 .. 127	All
SHORT_INTEGER	-32768 .. 32767	All
INTEGER	-2147483648 .. 2147483647	All
LONG_INTEGER	-2 ⁶³ .. 2 ⁶³ -1	OpenVMS VAX AXP

For the applicable input-output packages, the ranges of values for the types COUNT and POSITIVE_COUNT are as follows:

COUNT 0 .. INTEGER' LAST
 POSITIVE_COUNT 1 .. INTEGER' LAST

For the package TEXT_IO, the range of values for the type FIELD is as follows:

FIELD 0 .. INTEGER' LAST

F.9.3 Values of Floating Point Attributes

DEC Ada provides the following floating point types in the package STANDARD. Additional floating point types are declared in the package SYSTEM (see 13.7b.1 and 13.7b.2).

Type	Default Representation	Systems on which it applies	Section
FLOAT	F_floating IEEE single float	OpenVMS DEC OSF/1 or ULTRIX	3.5.7
LONG_FLOAT	G_floating IEEE double float	OpenVMS DEC OSF/1 or ULTRIX	3.5.7
LONG_LONG_FLOAT	H_floating IEEE double float	OpenVMS VAX DEC OSF/1 or ULTRIX	3.5.7

The values of the floating point attributes for the different floating point representations appear in the following tables.

F.9.3.1 F_floating Characteristics

Attribute	F_floating value and approximate decimal equivalent (where applicable)
DIGITS	6
MANTISSA	21
EMAX	84
EPSILON	16#0.1000_000#e-4
approximately	9.53674E-07
SMALL	16#0.8000_000#e-21
approximately	2.58494E-26
LARGE	16#0.FFFF_FF8#e+21
approximately	1.93428E+25
SAFE_EMAX	127
SAFE_SMALL	16#0.1000_000#e-31
approximately	2.93874E-39
SAFE_LARGE	16#0.7FFF_FC0#e+32
approximately	1.70141E+38
FIRST	-16#0.7FFF_FF8#e+32
approximately	-1.70141E+38
LAST	16#0.7FFF_FF8#e+32
approximately	1.70141E+38
MACHINE_RADIX	2
MACHINE_MANTISSA	24
MACHINE_EMAX	127
MACHINE_EMIN	-127
MACHINE_ROUNDS	True
MACHINE_OVERFLOWS	True

F.9.3.2 D_floating Characteristics

Attribute	D_floating value and approximate decimal equivalent (where applicable)
DIGITS	9
MANTISSA	31
EMAX	124
EPSILON	16#0.4000_0000_0000_000#e-7
approximately	9.3132257461548E-10
SMALL	16#0.8000_0000_0000_000#e-31
approximately	2.3509887016446E-38
LARGE	16#0.FFFF_FFFE_0000_000#e+31
approximately	2.1267647922655E+37
SAFE_EMAX	127
SAFE_SMALL	16#0.1000_0000_0000_000#e-31
approximately	2.9387358770557E-39
SAFE_LARGE	16#0.7FFF_FFFF_0000_000#e+32
approximately	1.7014118338124E+38
FIRST	-16#0.7FFF_FFFF_FFFF_FF8#e+32
approximately	-1.7014118346047E+38
LAST	16#0.7FFF_FFFF_FFFF_FF8#e+32
approximately	1.7014118346047E+38
MACHINE_RADIX	2
MACHINE_MANTISSA	56
MACHINE_EMAX	127
MACHINE_EMIN	-127
MACHINE_ROUNDS	True
MACHINE_OVERFLOWS	True

F.9.3.3 G_floating Characteristics

Attribute	G_floating value and approximate decimal equivalent (where applicable)
DIGITS	15
MANTISSA	51
EMAX	204
EPSILON approximately	16#0.4000_0000_0000_00#e-12 8.881784197001E-16
SMALL approximately	16#0.8000_0000_0000_00#e-51 1.944692274332E-62
LARGE approximately	16#0.FFFF_FFFF_FFFF_E0#e+51 2.571100870814E+61
SAFE_EMAX	1023
SAFE_SMALL approximately	16#0.1000_0000_0000_00#e-255 5.562684646268E-309
SAFE_LARGE approximately	16#0.7FFF_FFFF_FFFF_F0#e+256 8.988465674312E+307
FIRST approximately	-16#0.7FFF_FFFF_FFFF_FC#e+256 -8.988465674312E+307
LAST approximately	16#0.7FFF_FFFF_FFFF_FC#e+256 8.988465674312E+307
MACHINE_RADIX	2
MACHINE_MANTISSA	53
MACHINE_EMAX	1023
MACHINE_EMIN	-1023
MACHINE_ROUNDS	True
MACHINE_OVERFLOWS	True

F.9.3.4 H_floating Characteristics

Attribute	H_floating value and approximate decimal equivalent (where applicable)
DIGITS	33
MANTISSA	111
EMAX	444
EPSILON	16#0.4000_0000_0000_0000_0000_0000_0000_0#e-27
approximately	7.7037197775489434122239117703397E-34
SMALL	16#0.8000_0000_0000_0000_0000_0000_0000_0#e-111
approximately	1.1006568214637918210934318020936E-134
LARGE	16#0.FFFF_FFFF_FFFF_FFFF_FFFF_FFFF_FFFF_0#e+111
approximately	4.5427420268475430659332737993000E+133
SAFE_EMAX	16383
SAFE_SMALL	16#0.1000_0000_0000_0000_0000_0000_0000_0#e-4095
approximately	8.4052578577802337656566945433044E-4933
SAFE_LARGE	16#0.7FFF_FFFF_FFFF_FFFF_FFFF_FFFF_FFFF_0#e+4096
approximately	5.9486574767861588254287966331400E+4931
FIRST	-16#0.7FFF_FFFF_FFFF_FFFF_FFFF_FFFF_FFFF_C#e+4096
approximately	-5.9486574767861588254287966331400E+4931
LAST	16#0.7FFF_FFFF_FFFF_FFFF_FFFF_FFFF_FFFF_C#e+4096
approximately	5.9486574767861588254287966331400E+4931
MACHINE_RADIX	2
MACHINE_MANTISSA	113
MACHINE_EMAX	16383
MACHINE_EMIN	-16383
MACHINE_ROUNDS	True
MACHINE_OVERFLOWS	True

F.9.3.5 IEEE Single Float Characteristics

Attribute	IEEE single float value and approximate decimal equivalent (where applicable)
DIGITS	6
MANTISSA	21
EMAX	84
EPSILON	16#0.1000_000#e-4
approximately	9.53674E-07
SMALL	16#0.8000_000#e-21
approximately	2.5849E-26
LARGE	16#0.FFFF_F80#E+21
approximately	1.93428E+25
SAFE_EMAX	125
SAFE_SMALL	
approximately	1.17549E-38
SAFE_LARGE	
approximately	4.25353E+37
FIRST	
approximately	-3.40282E+38
LAST	
approximately	3.40282E+38
MACHINE_RADIX	2
MACHINE_MANTISSA	24
MACHINE_EMAX	128
MACHINE_EMIN	-125
MACHINE_ROUNDS	True
MACHINE_OVERFLOWS	True

F.9.3.6 IEEE Double Float Characteristics

Attribute	IEEE double float value and approximate decimal equivalent (where applicable)
DIGITS	15
MANTISSA	51
EMAX	204
EPSILON	
approximately	8.8817841970012E-16
SMALL	
approximately	1.9446922743316E-62
LARGE	
approximately	2.5711008708144E+61
SAFE_EMAX	1021
SAFE_SMALL	
approximately	2.22507385850720E-308
SAFE_LARGE	
approximately	2.2471164185779E+307
FIRST	
approximately	-1.7976931348623E+308
LAST	
approximately	1.7976931348623E+308
MACHINE_RADIX	2
MACHINE_MANTISSA	53
MACHINE_EMAX	1024
MACHINE_EMIN	-1021
MACHINE_ROUNDS	True
MACHINE_OVERFLOWS	True

F.9.4 Attributes of Type DURATION

The values of the significant attributes of the type DURATION are as follows:

DURATION' DELTA	0.0001
DURATION' SMALL	2^{-14}
DURATION' FIRST	-131072.0000

DURATION·LAST 131071.9999
 DURATION·LARGE 131071.9999

F.9.5 Implementation Limits

Limit	DEC systems on which it applies _f	Value
Maximum number of formal parameters in a subprogram or entry declaration that are of an unconstrained record type	All	32
Maximum identifier length (number of characters)	All	255
Maximum number of characters in a source line	All	255
Maximum collection size (number of bytes)	OpenVMS ULTRIX	$2^{31}-1$
	DEC OSF/1	$2^{63}-1$
Maximum number of discriminants for a record type	All	245
Maximum number of formal parameters in an entry or subprogram declaration	All	246
Maximum number of dimensions in an array type	All	255
Maximum number of library units and subunits in a compilation closure ¹	All	4095
Maximum number of library units and subunits in an execution closure ²	All	16383
Maximum number of objects declared with the pragma COMMON_OBJECT or PSECT_OBJECT	All	32757
Maximum number of enumeration literals in an enumeration type definition	All	65535
Maximum number of lines in a source file	All	65534
Maximum number of bits in any object	All	$2^{31} - 1$
Maximum size of the static portion of a stack frame (approximate)	All	2^{30}

¹The compilation closure of a given unit is the total set of units that the given unit depends on, directly and indirectly.

²The execution closure of a given unit is the compilation closure plus all associated secondary units (library bodies and subunits).