

TARDEC

12

---TECHNICAL REPORT---

THE NATION'S LABORATORY FOR ADVANCED AUTOMOTIVE TECHNOLOGY

No. 13651



WINNER OF THE 1994 FEDERAL QUALITY IMPROVEMENT PROTOTYPE AWARD

**M2-A2 BRADLEY FIGHTING VEHICLE
 STABILIZATION TESTING ON TARDEC'S CREW
 STATION/TURRET MOTION BASE SIMULATOR
 USING HUMAN TURRET OCCUPANTS
 FINAL REPORT
 DECEMBER 1994**

**DTIC
 ELECTE
 JAN 25 1995
 S G D**

**Victor J. Paul
 U.S. Army Tank-automotive and
 Armaments Command
 By Warren, MI 48397-5000**

**APPROVED FOR PUBLIC RELEASE
 DISTRIBUTION UNLIMITED**

THIS CHAIN OF TITLE IS UNTERMINATED

U.S. Army Tank-Automotive Research,
 Development, and Engineering Center
 Detroit Arsenal
 Warren, Michigan 48397-5000

19950123 093

NOTICES

This report is not to be construed as an official Department of the Army position.

Mention of any trade names or manufacturers in this report shall not be construed as an official endorsement of approval of such products or companies by the U.S. Government.

Destroy report when it is no longer needed. Do not return it to the originator.

REPORT DOCUMENTATION PAGE

Form Approved
OMB No. 0704-0188

Public reporting burden for this collection of information is estimated to average 1 hour per response, including the time for reviewing instructions, searching existing data sources, gathering and maintaining the data needed, and completing and reviewing the collection of information. Send comments regarding this burden estimate or any other aspect of this collection of information, including suggestions for reducing this burden, to Washington Headquarters Services, Directorate for Information Operations and Reports, 1215 Jefferson Davis Highway, Suite 1204, Arlington, VA 22202-4302, and to the Office of Management and Budget, Paperwork Reduction Project (0704-0188), Washington, DC 20503.

1. AGENCY USE ONLY (Leave blank)		2. REPORT DATE December 1994	3. REPORT TYPE AND DATES COVERED Final Report - 8-10 Nov 93	
4. TITLE AND SUBTITLE M2-A2 Bradley Fighting Vehicle Statilization Testing on TARDEC's Crew Station/Turret Motion Base Simulator Using Human Turret Occupants			5. FUNDING NUMBERS	
6. AUTHOR(S) Victor J. Paul				
7. PERFORMING ORGANIZATION NAME(S) AND ADDRESS(ES) U.S. Army Tank-automotive and Armaments Command Research, Development and Engineering Center ATTN: AMSTA-TR-X Warren, MI 48397-5000			8. PERFORMING ORGANIZATION REPORT NUMBER 13651	
9. SPONSORING/MONITORING AGENCY NAME(S) AND ADDRESS(ES) U.S. Army Tank-automotive and Armaments Command Research, Development and Engineering Center ATTN: AMSTA-TR-X Warren, MI 48397-5000			10. SPONSORING/MONITORING AGENCY REPORT NUMBER	
11. SUPPLEMENTARY NOTES				
12a. DISTRIBUTION/AVAILABILITY STATEMENT SEE DISTRIBUTION PAGE			12b. DISTRIBUTION CODE	
13. ABSTRACT (Maximum 200 words) This report represents the use of human occupants in the full scale motion base simulation of an M2-A2 Bradley Fighting Vehicle Turret using the Crew Station/Turret Motion Base Simulator. The test objective was to provide a controlled, repeatable and safe human-in-the-loop test scenario to the BFV turret. This report documents the results of using human occupants as test subjects in laboratory motion base simulation.				
14. SUBJECT TERMS Laboratory test CS/TMBS Simulation			15. NUMBER OF PAGES	
Bradley Fighting Vehicle Turret Gun/Turret Drive System			16. PRICE CODE	
17. SECURITY CLASSIFICATION OF REPORT UNCLASSIFIED	18. SECURITY CLASSIFICATION OF THIS PAGE UNCLASSIFIED	19. SECURITY CLASSIFICATION OF ABSTRACT UNCLASSIFIED	20. LIMITATION OF ABSTRACT UNLIMITED	

MICROFILMED BY NND 700 000 000

GENERAL INSTRUCTIONS FOR COMPLETING SF 298

The Report Documentation Page (RDP) is used in announcing and cataloging reports. It is important that this information be consistent with the rest of the report, particularly the cover and title page. Instructions for filling in each block of the form follow. It is important to **stay within the lines** to meet **optical scanning requirements**.

Block 1. Agency Use Only (Leave blank).

Block 2. Report Date. Full publication date including day, month, and year, if available (e.g. 1 Jan 88). Must cite at least the year.

Block 3. Type of Report and Dates Covered. State whether report is interim, final, etc. If applicable, enter inclusive report dates (e.g. 10 Jun 87 - 30 Jun 88).

Block 4. Title and Subtitle. A title is taken from the part of the report that provides the most meaningful and complete information. When a report is prepared in more than one volume, repeat the primary title, add volume number, and include subtitle for the specific volume. On classified documents enter the title classification in parentheses.

Block 5. Funding Numbers. To include contract and grant numbers; may include program element number(s), project number(s), task number(s), and work unit number(s). Use the following labels:

C - Contract	PR - Project
G - Grant	TA - Task
PE - Program Element	WU - Work Unit Accession No.

Block 6. Author(s). Name(s) of person(s) responsible for writing the report, performing the research, or credited with the content of the report. If editor or compiler, this should follow the name(s).

Block 7. Performing Organization Name(s) and Address(es). Self-explanatory.

Block 8. Performing Organization Report Number. Enter the unique alphanumeric report number(s) assigned by the organization performing the report.

Block 9. Sponsoring/Monitoring Agency Name(s) and Address(es). Self-explanatory.

Block 10. Sponsoring/Monitoring Agency Report Number. (If known)

Block 11. Supplementary Notes. Enter information not included elsewhere such as: Prepared in cooperation with...; Trans. of...; To be published in.... When a report is revised, include a statement whether the new report supersedes or supplements the older report.

Block 12a. Distribution/Availability Statement. Denotes public availability or limitations. Cite any availability to the public. Enter additional limitations or special markings in all capitals (e.g. NOFORN, REL, ITAR).

DOD - See DoDD 5230.24, "Distribution Statements on Technical Documents."

DOE - See authorities.

NASA - See Handbook NHB 2200.2.

NTIS - Leave blank.

Block 12b. Distribution Code.

DOD - Leave blank.

DOE - Enter DOE distribution categories from the Standard Distribution for Unclassified Scientific and Technical Reports.

NASA - Leave blank.

NTIS - Leave blank.

Block 13. Abstract. Include a brief (*Maximum 200 words*) factual summary of the most significant information contained in the report.

Block 14. Subject Terms. Keywords or phrases identifying major subjects in the report.

Block 15. Number of Pages. Enter the total number of pages.

Block 16. Price Code. Enter appropriate price code (*NTIS only*).

Blocks 17. - 19. Security Classifications. Self-explanatory. Enter U.S. Security Classification in accordance with U.S. Security Regulations (i.e., UNCLASSIFIED). If form contains classified information, stamp classification on the top and bottom of the page.

Block 20. Limitation of Abstract. This block must be completed to assign a limitation to the abstract. Enter either UL (unlimited) or SAR (same as report). An entry in this block is necessary if the abstract is to be limited. If blank, the abstract is assumed to be unlimited.

PREFACE

This report represents the use of human occupants in the full-scale motion base simulation of an M2-A2 Bradley Fighting Vehicle turret using the Crew Station/Turret Motion Base Simulator. Questions regarding motion base simulation of vehicles using the Crew/Station Turret Motion Base Simulator and/or components are to be referred to the U.S. Army Tank-Automotive Research, Development and Engineering Center, ATTN: Simulation Test and Reliability Group, AMSTA-TR-X, Warren, MI 48397-5000, Telephone: AUTOVON/DSN 786-6228, Commercial (810) 574-6228, FAX (810) 574-8667.

Accession For	
NTIS CRA&I	<input checked="" type="checkbox"/>
DTIC TAB	<input type="checkbox"/>
Unannounced	<input type="checkbox"/>
Justification	
By	
Distribution /	
Availability Codes	
Dist	Avail and/or Special
A-1	

TABLE OF CONTENTS

Section	Page
1.0. INTRODUCTION	2
2.0. TEST OBJECTIVES	2
3.0. CONCLUSIONS	2
4.0. RECOMMENDATIONS	2
5.0. DISCUSSION	3
APPENDIX	A-1
DISTRIBUTION LIST	Dist-1

1.0 INTRODUCTION

The U.S. Army Tank-automotive and Armaments Command (TACOM) has full safety certification from the U.S. Army Test-Evaluation Command (TECOM) for the Crew Station/Turret Motion Base Simulator (CS/TMBS). This certification allows the use of test subjects in the turret during operation of the CS/TMBS. For the Bradley Fighting Vehicle (BFV) Stabilization testing (8-10 November 1993), human test subjects were used to operate the BFV turret drive system during a simulation.

Prior to conducting a simulation using test subjects, approval for the test plan must be obtained from the Human Use Committee (HUC) and the commander of the Tank-Automotive Research Development and Engineering Center (TARDEC). After approval was obtained, the test was conducted and this report, summarizing the test results, was submitted to the HUC to finalize this test.

2.0 OBJECTIVE

The objective of this report is to summarize the results of using human occupants in an active turret mounted on the CS/TMBS during the BFV stabilization test. This report does not address the data obtained on the BFV gun/turret drive system. This report was submitted to the Human Use Committee and describes the tests conducted, results and comments of the test subjects. The tests were performed 8-10 November 1993.

3.0 CONCLUSIONS

The tests were completed without incident to any of the test subjects. The use of human occupants provided invaluable test data on the BFV gun-turret drive system to the BFV PM. This was the first customer test that required the use of human occupants during the operation of the CS/TMBS.

4.0 RECOMMENDATIONS

This test again shows that the CS/TMBS is safe for human use. The large amount of hardware/software interlocks and numerous safety precautions taken by Physical Simulation Laboratory (PSL) personnel before and during operation, make the simulator very safe. The simulator is an excellent tool for a wide variety of testing including turret systems/subsystems, man/machine interaction, etc.

5.0 DISCUSSION

All test runs are listed below.

11/08/93

Test Subjects: Ms. Ann Marie Berger(TARDEC) and Mr. Al Diesz (Martin Marietta)

Test Protocol: Several simulations of the M2A2 traversing the Martin Marietta Fire-Control test course located at Martin Marietta in Pittsfield, Mass., at 15 kph were performed.

Comments:

The tests ran smoothly. Each test run lasted approximately 40 seconds. The testing period was broken into 2 sets, one run in the morning and one in the afternoon. Each testing set consisted of 10 test runs. Test subjects remained inside of the turret in between test runs. The total duration that the subjects were inside the turret during each test set was approximately 30 minutes.

11/08/93

Test Subjects: Ms. Ann Marie Berger(TARDEC) and Mr. Victor Paul (TARDEC)

Test Protocol: Several simulations of the M2A2 traversing the Martin Marietta Fire-Control test course located at Martin Marietta in Pittsfield, Mass., at 20 kph were performed.

Comments:

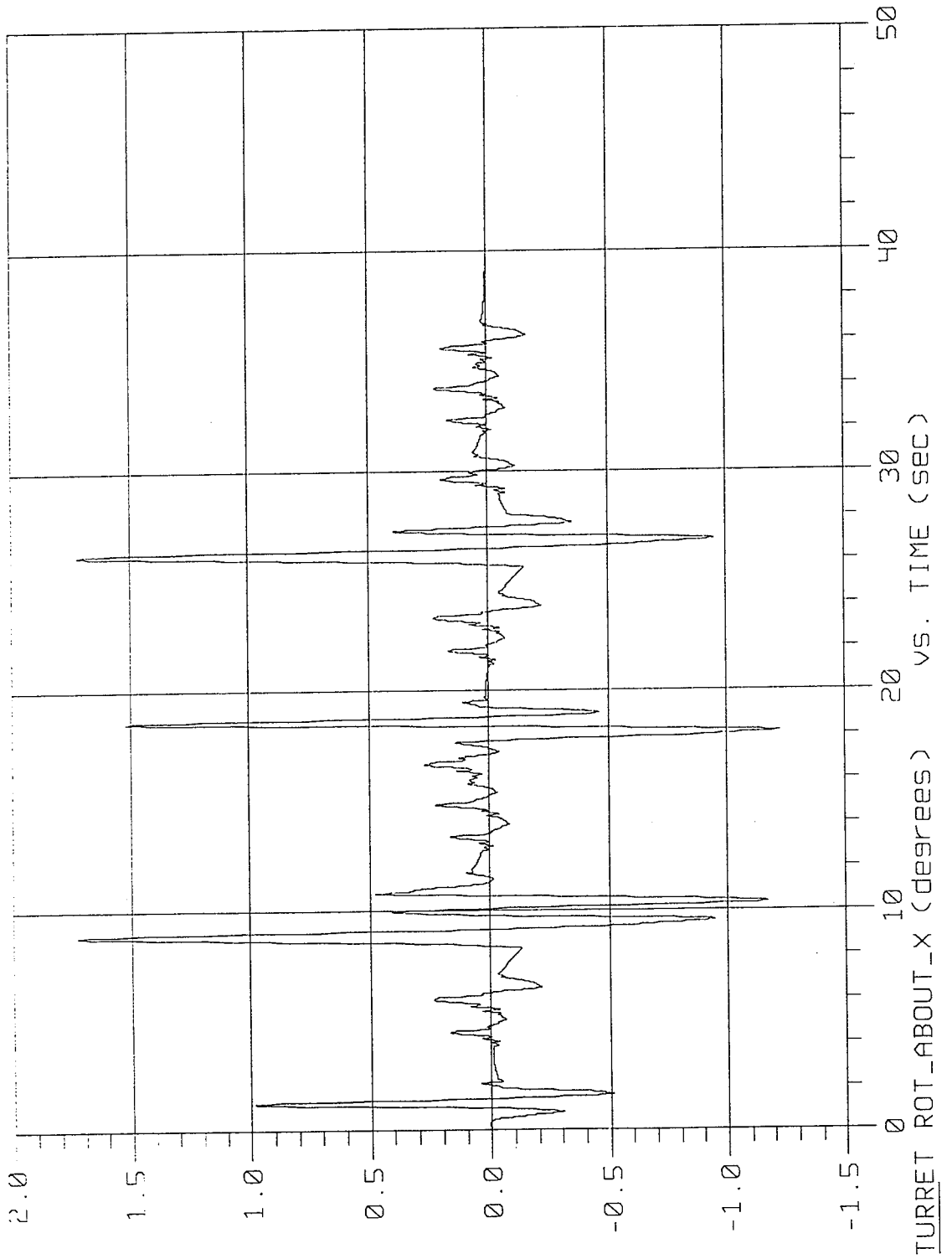
The tests ran smoothly. Each test run lasted approximately 30 seconds. The testing period was broken into 2 sets, one run in the morning and one in the afternoon. The morning test set consisted of eight tests and the afternoon test consisted of six tests. Test subjects remained inside of the turret in between test runs. The total duration that the subjects were inside the turret during each test set was approximately 30 minutes.

The appendix contains position and acceleration plots of the dynamic scenarios used. There was a maximum of ± 0.4 g's of acceleration during the test scenarios as shown in the acceleration plots in the appendix. In summary, no problems were incurred during any of the testing. The tests subjects reported no ill effects from the runs.

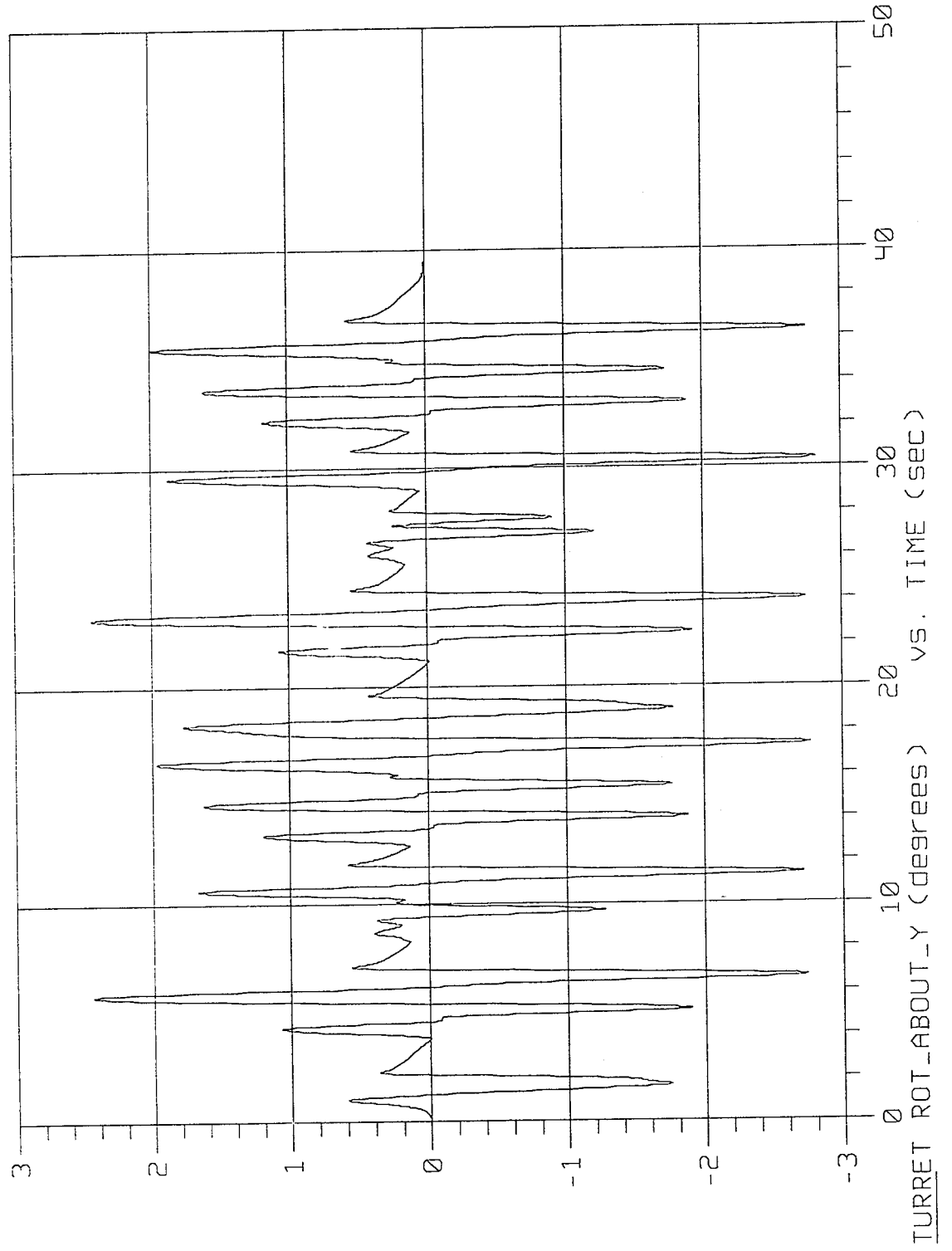
APPENDIX

Position and Vertical Acceleration Plots

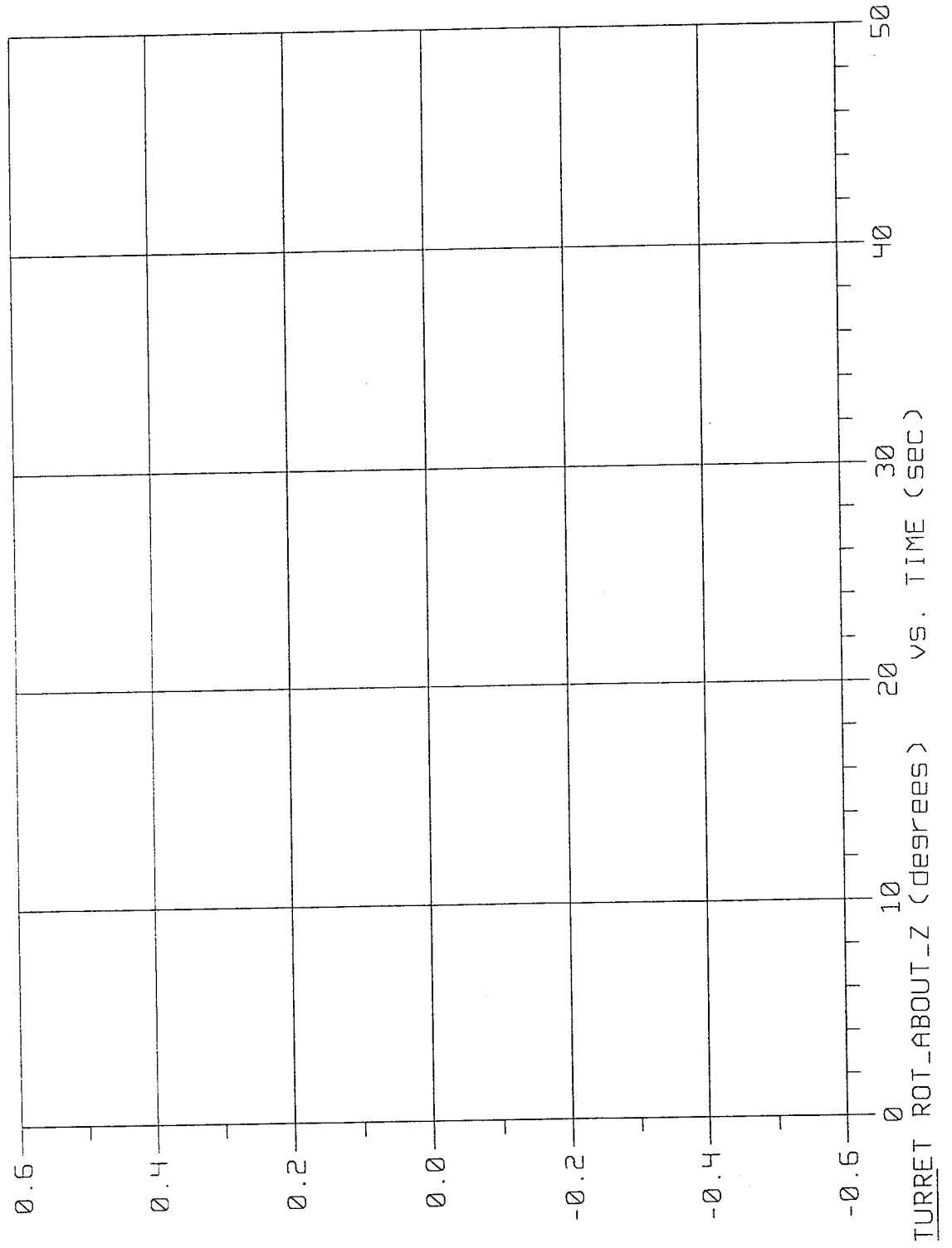
-1 M2-A2 Traversing Martin Marietta Test Course @ 15kph



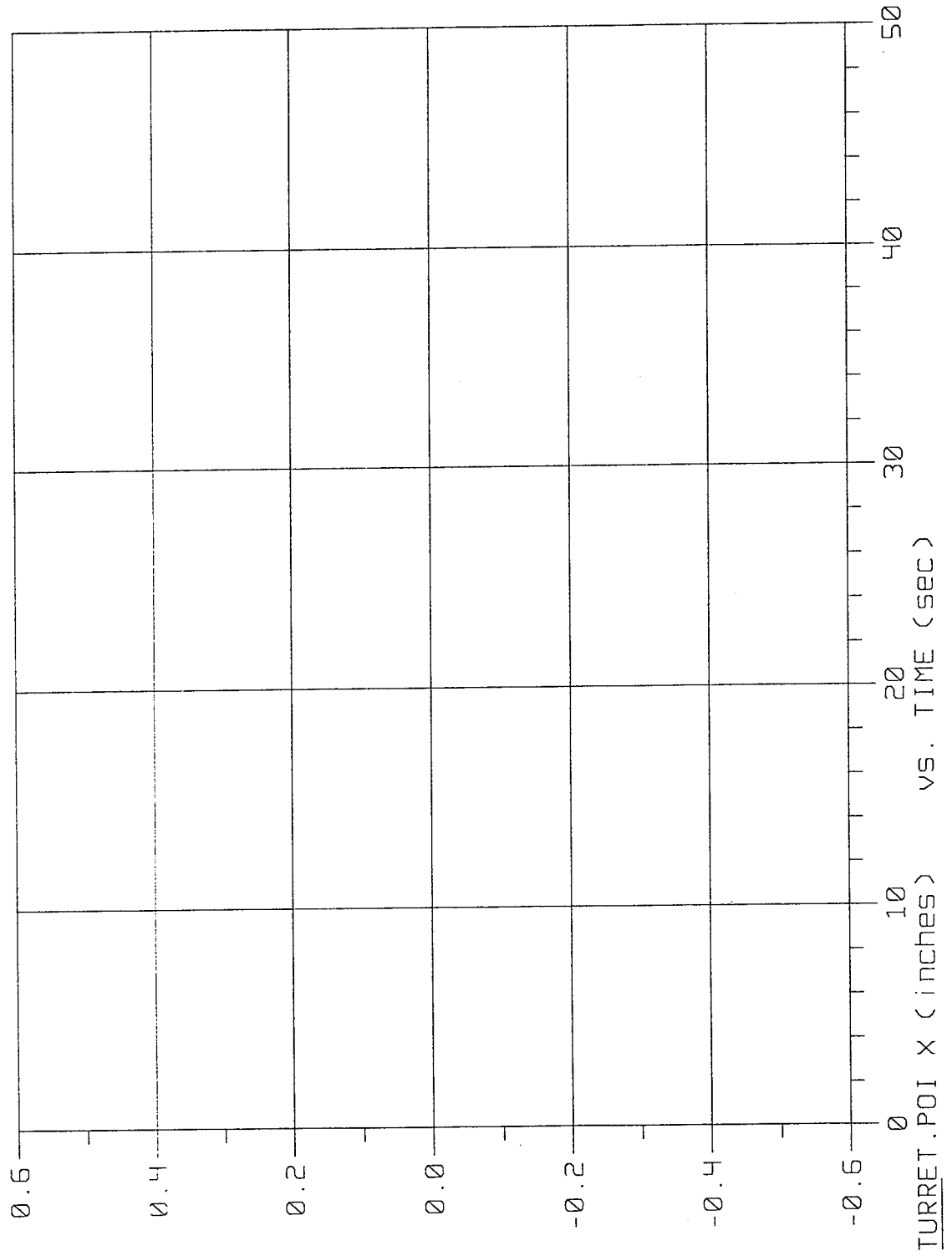
-1 M2-A2 Traversing Martin Marietta Test Course @ 15kph



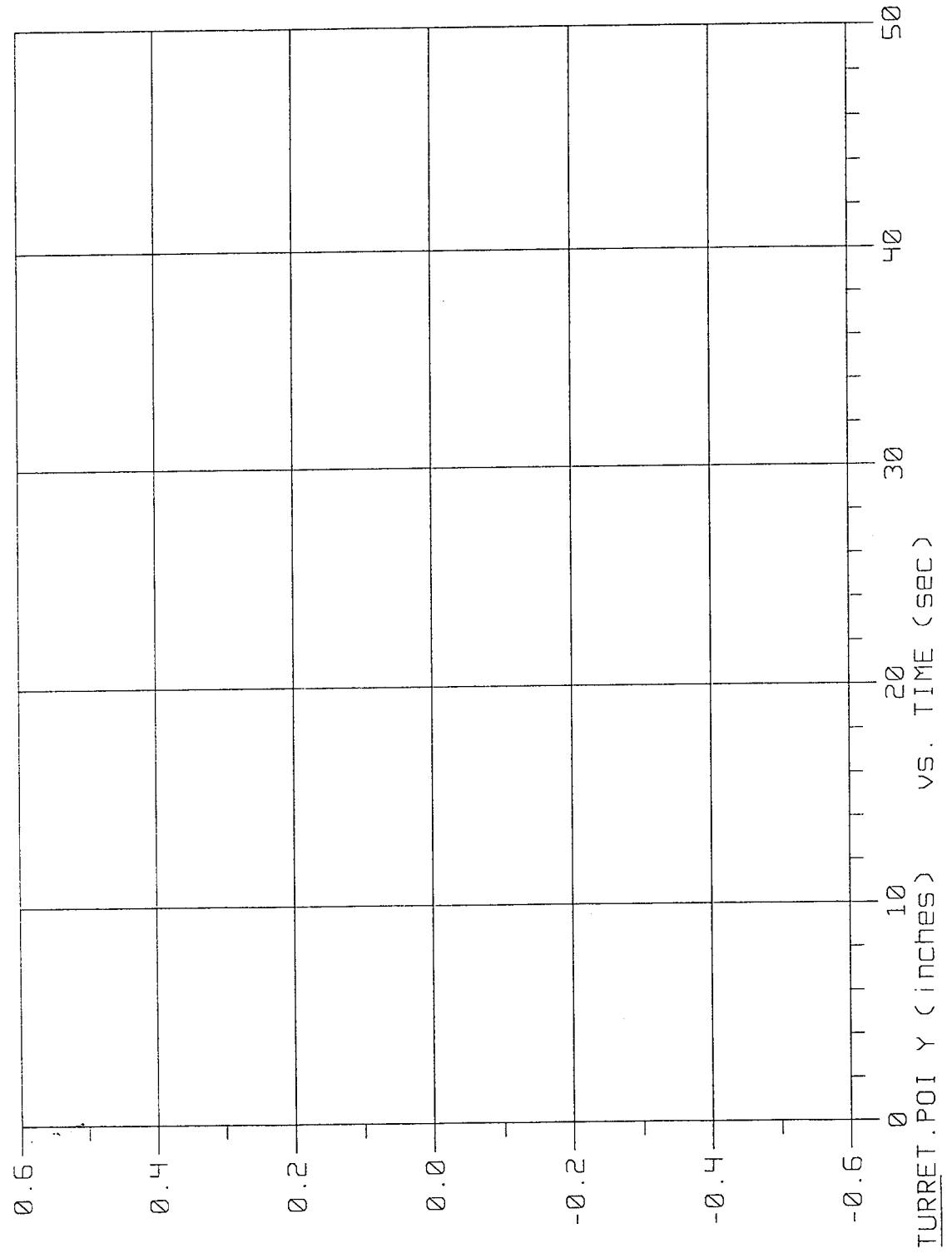
-1 M2-A2 Traversing Martin Marietta Test Course @ 15kph



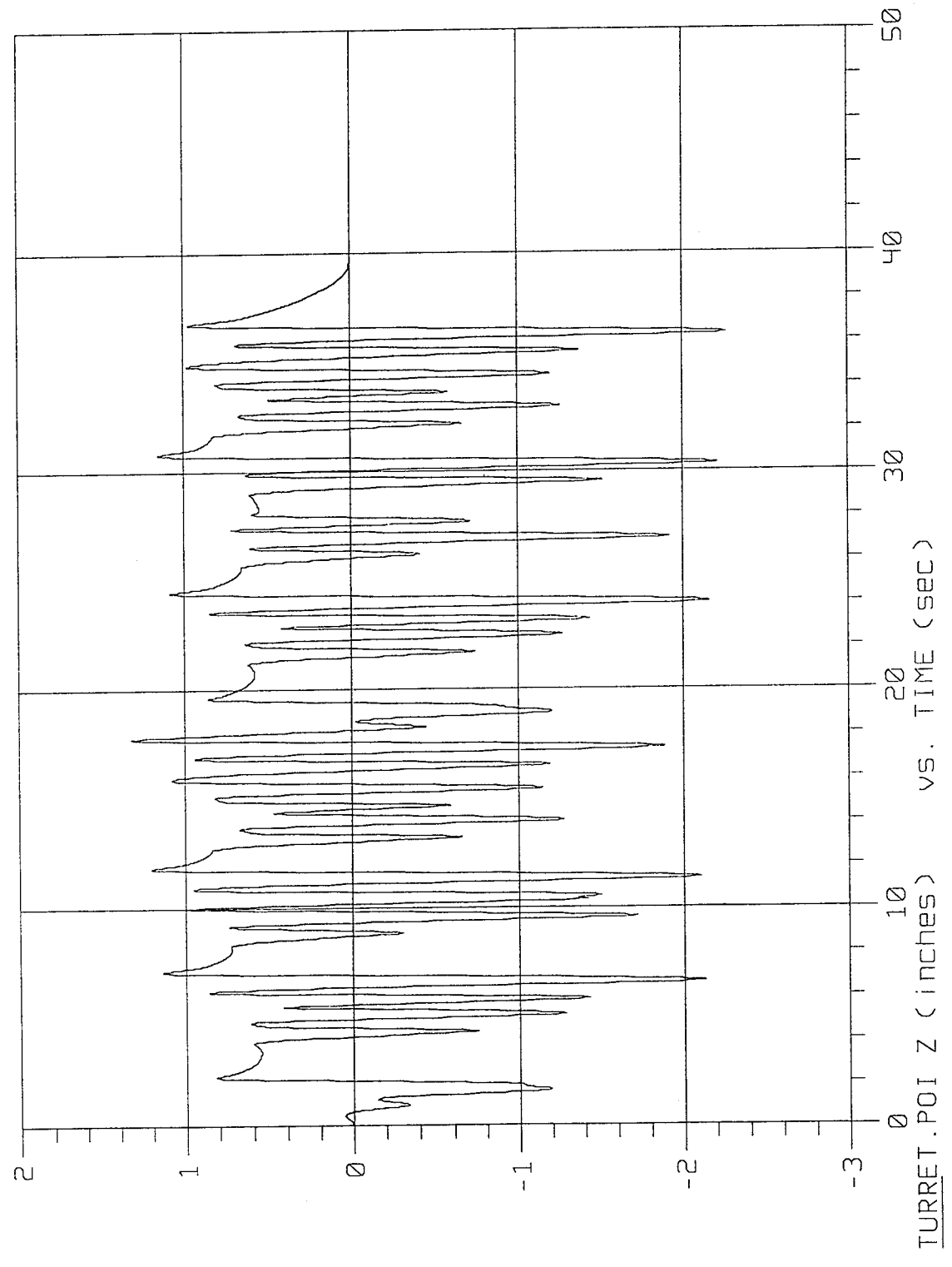
-1 M2-A2 Traversing Martin Marietta Test Course @ 15kph



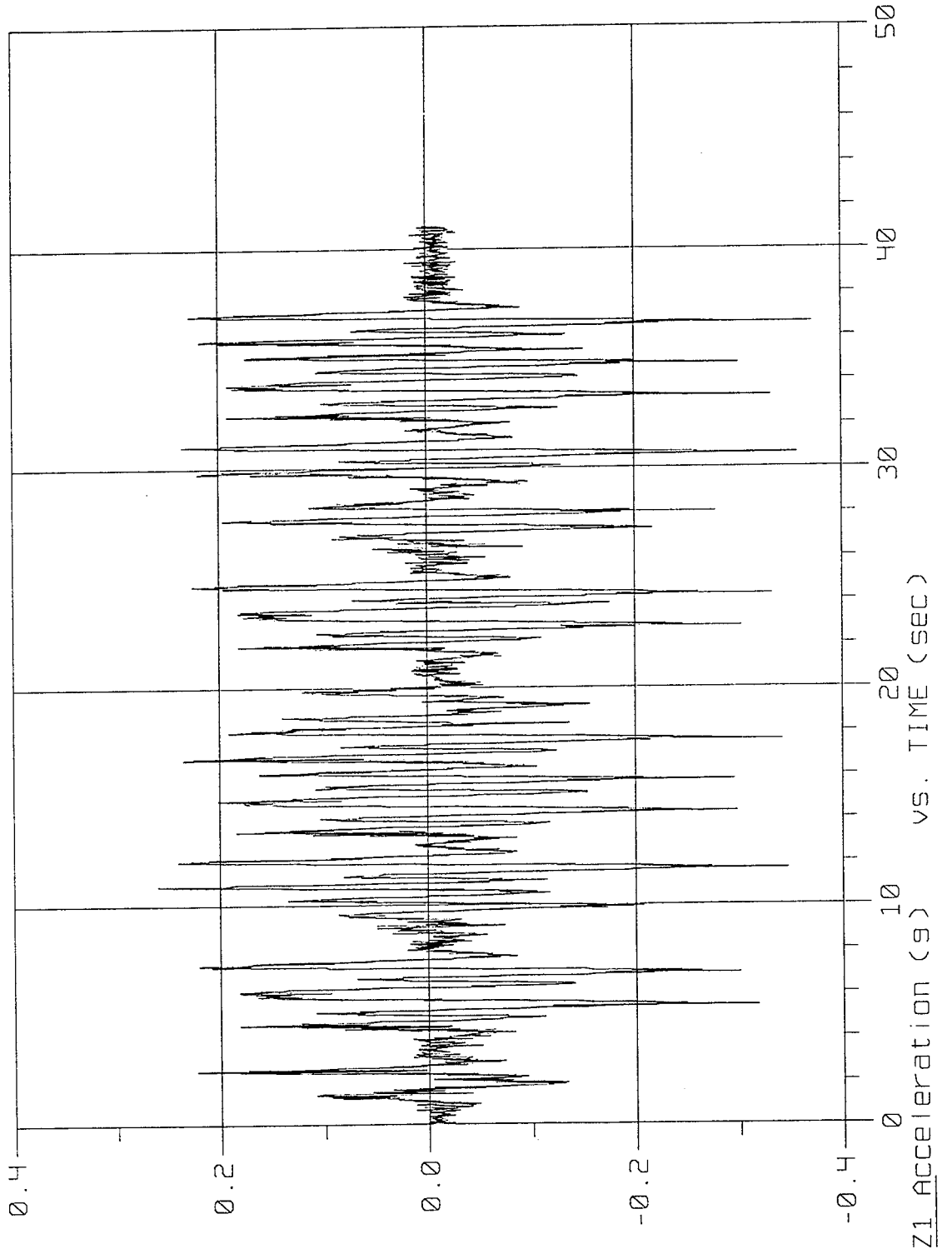
L1 M2-A2 Traversing Martin Marietta Test Course @ 15kph



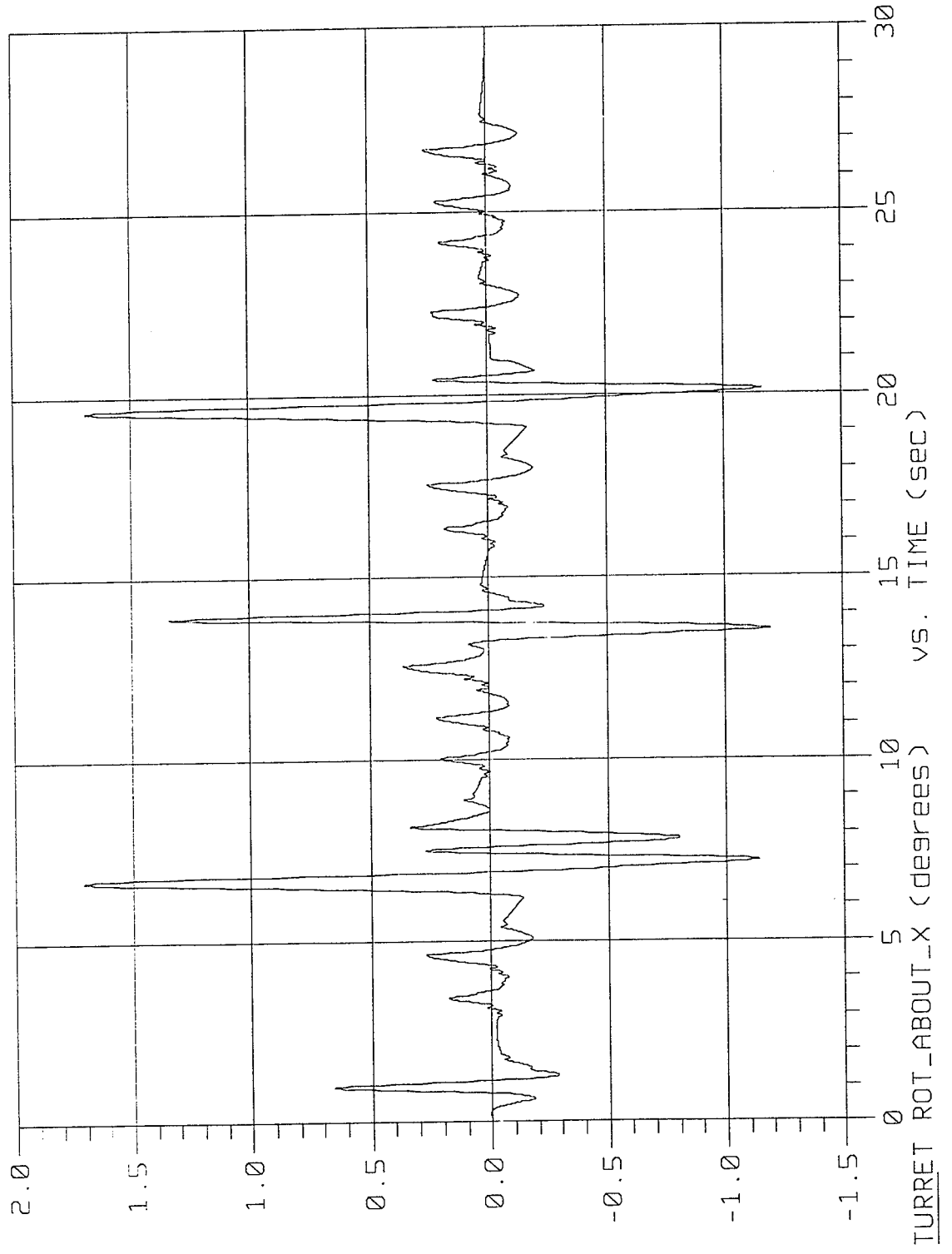
L1 M2-A2 Traversing Martin Marietta Test Course @ 15kph



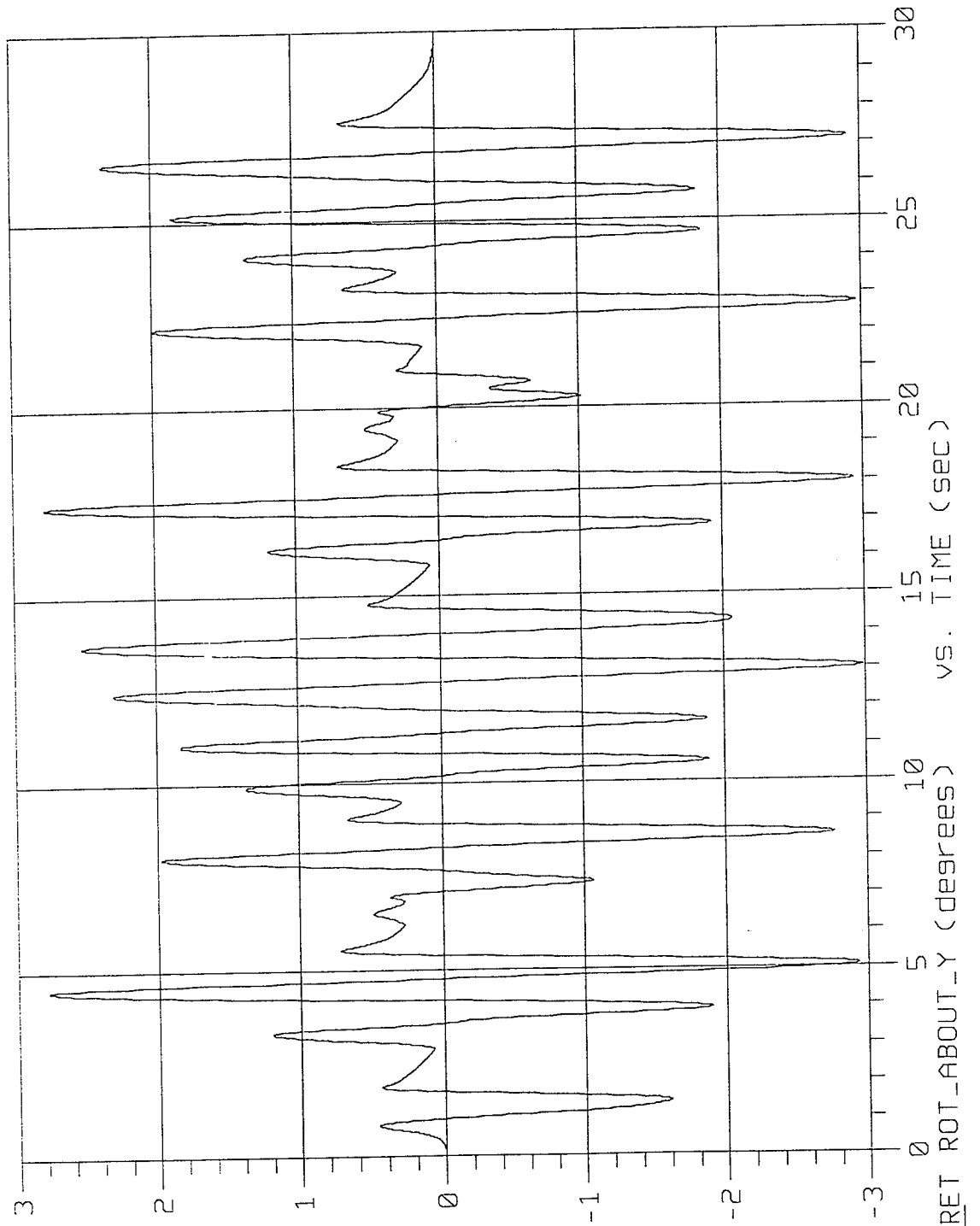
-1 skph, manned, no z, 6hz filter



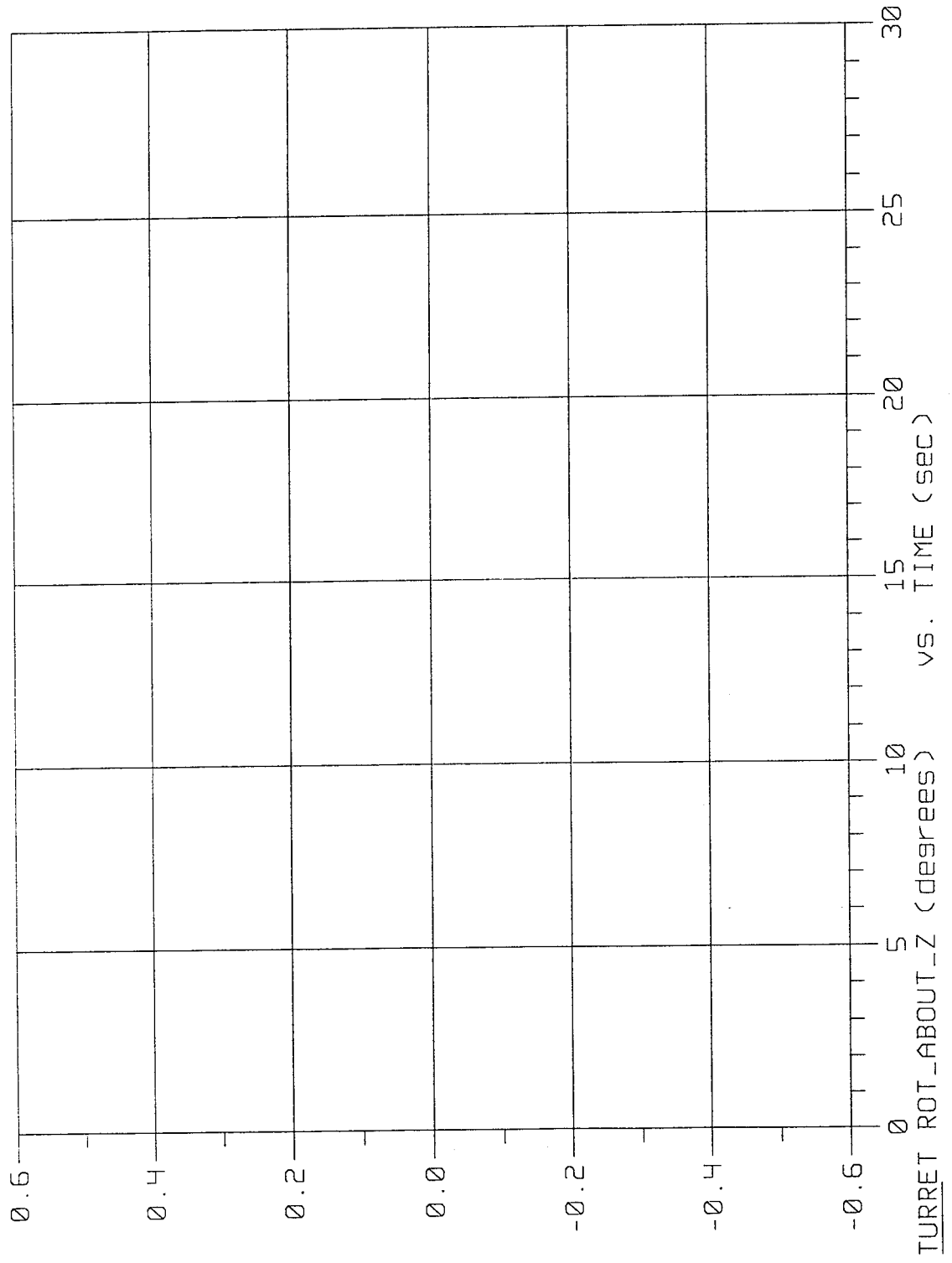
-1 M2-A2 Traversing Martin Marietta Test Course @ 20kph



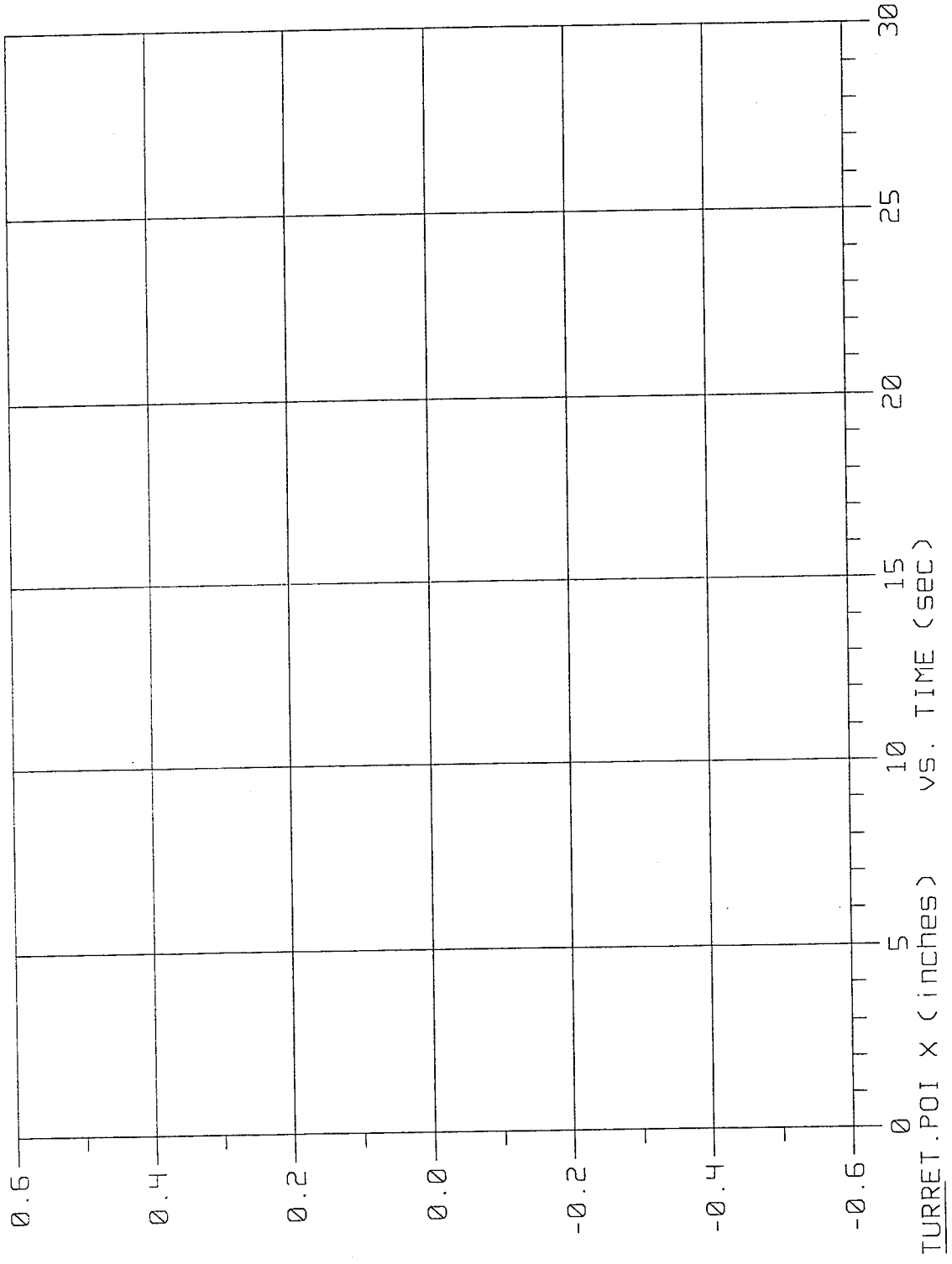
L1 M2-A2 Traversing Martin Marietta Test Course @ 20kph



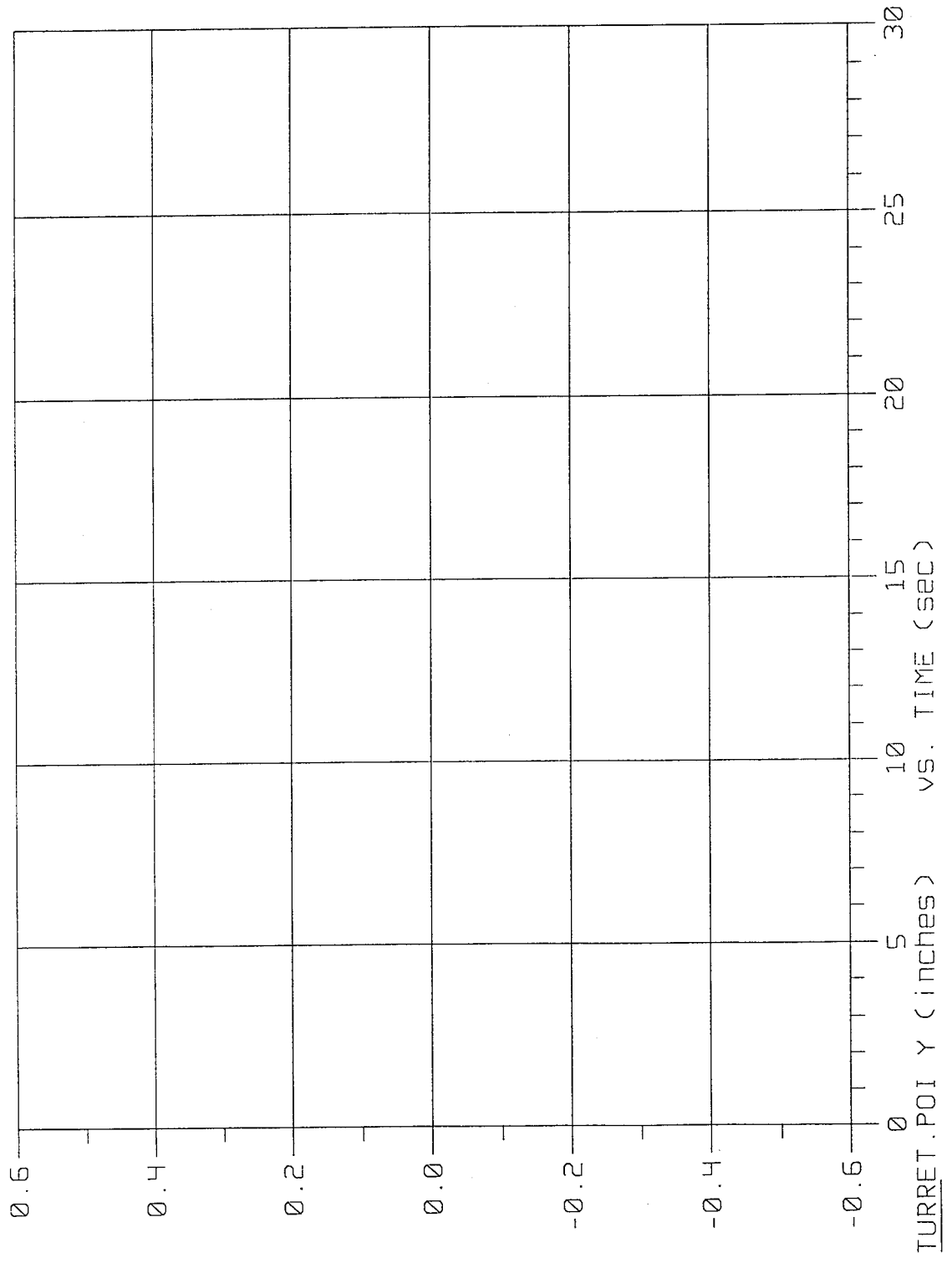
L1 M2-A2 Traversing Martin Marietta Test Course @ 20kph



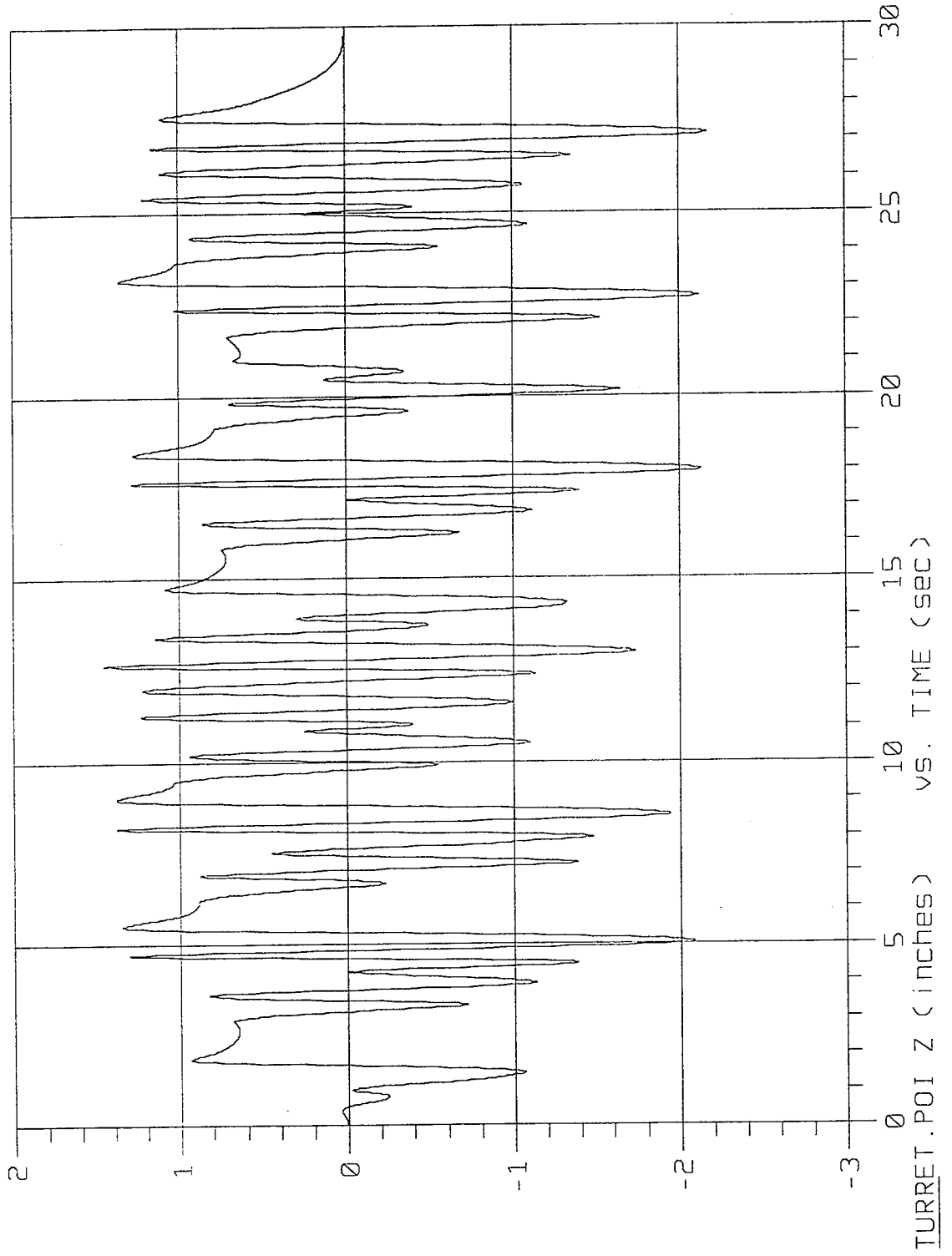
L1 M2-A2 Traversing Martin Marietta Test Course @ 20kph



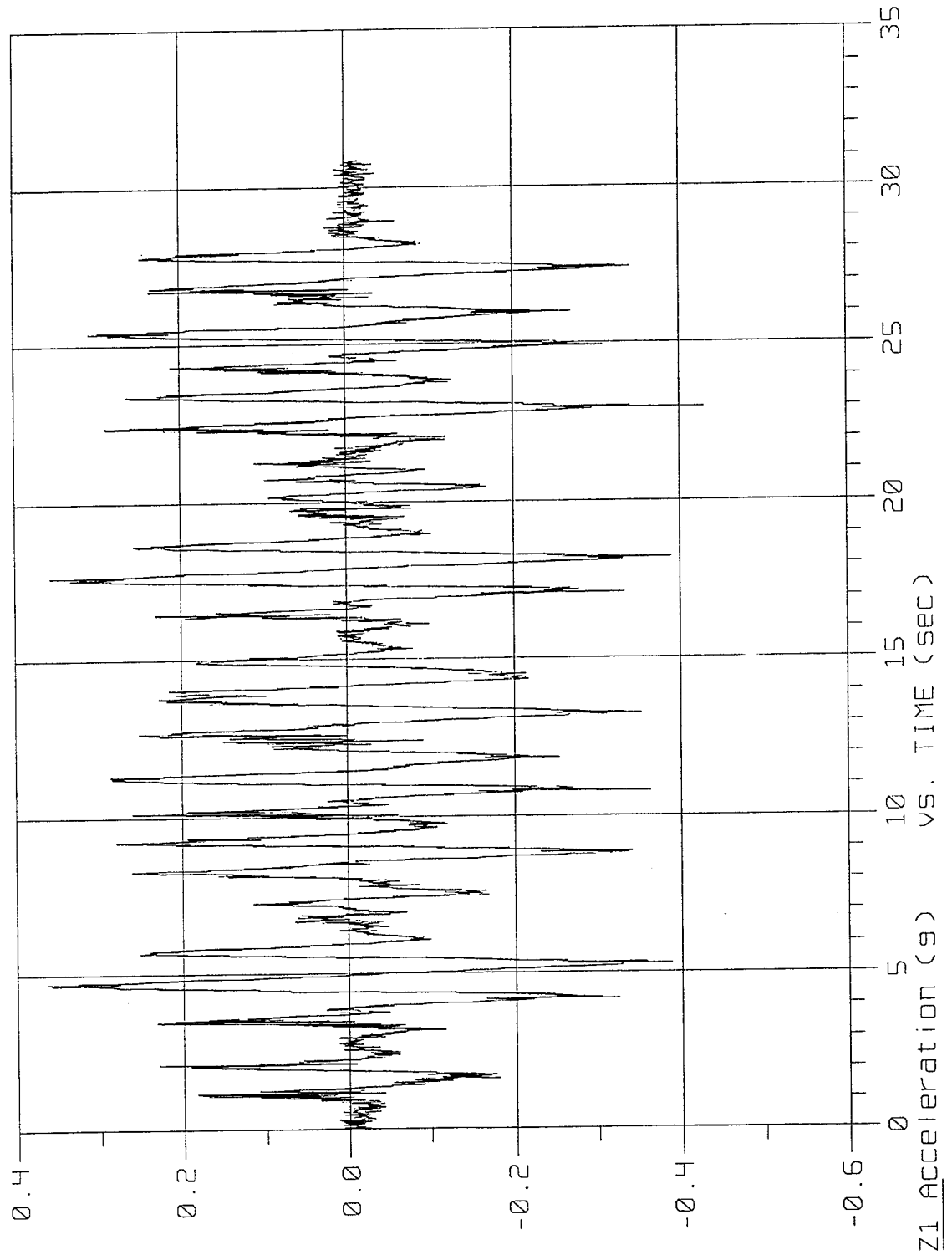
L1 M2-A2 Traversing Martin Marietta Test Course @ 20kph



L1 M2-A2 Traversing Martin Marietta Test Course @ 20kph



L1 20 kph. no z cmd. 6 hz. uncommanded



DISTRIBUTION LIST

	Copies
Commander U.S. Army Tank-automotive and Armaments Command	
ATTN: AMSTA-TR-O (Technical Library)	2
AMSTA-TR (Mr. Wheelock)	1
AMSTA-TR-X (Bldg. 215)	4
AMSTA-TR-D (Mr. Culling)	1
Warren, MI 48397-5000	
 Commander	 12
Defense Technical Information Center Bldg. 5, Cameron Station ATTN: DDAC Alexandria, VA 22304-9990	
 Manager	 2
Defense Logistics Studies information Exchange ATTN: AMXMC-D Fort Lee, VA 23801-6044	
 Commander	 1
Defense Technical Information Center Bldg. 5, Cameron Station ATTN: DDAC Alexandria, VA 22304-9990	
 Commander U.S. Army Material Command	
ATTN: AMCDE (development, Eng, & Acquisition)	1
ATTN: AMCDMA-ML (Library)	1
5001 Eisenhower Avenue Alexandria, VA 22333-0001	