US Department
of Transportation
Federal Aviation
Administration

Census
U.S. Civil Aircraft

Calendar Year 1993



DISTRIBUTION STATEMENT A
Approved for public release;
Distribution Unlimited

19950228 011

DTIC
ELECTE
MAR 02 1995
S D

Office of Aviation Policy, Plans
and Management Analysis

FAA APO-94-10a

US Department
of Transportation
**Federal Aviation
Administration**

Census
U.S. Civil Aircraft

Calendar Year 1993

DTIC QUALITY INSPECTED 4

Availability is unlimited. Document may be released to the National Technical Information Service Springfield, Virginia 22161, for sale to the public

For sale by the Superintendent of Documents, U.S. Government Printing Office
Washington, D.C. 20402

Technical Report Documentation Page

1. Report No.	2. Government Accession No.	3. Recipient's Catalog No.
4. Title and Subtitle Census of U.S. Civil Aircraft		5. Report Date December 31, 1993
		6. Performing Organization Code FAA APO-110
7 Author(s) Statistics and Forecast Branch Planning Analysis Division		8. Performing Organization Report No. FAA-APO-94-10
9. Performing Organization Name and Address Department of Transportation Federal Aviation Administration Office of Aviation Policy, Plans, and Management Analysis Washington, DC 20591		10. Work Unit No. (TRAIS)
		11. Contract or Grant No.
12. Sponsoring Agency Name and Address Department of Transportation Federal Aviation Administration Office of Aviation Policy, Plans, and Management Analysis Washington, DC 20591		13. Type of Report and Period Covered Annual--Calendar Year
		14. Sponsoring Agency Code FAA

15. Supplementary Notes

This report presents information about the U.S. Civil Aircraft Fleet.

16. Abstract

This report present information about the U.S. Civil Aircraft Fleet. It includes detailed tables of air carrier aircraft and an inventory of registered aircraft by manufacturer and model, and general aviation aircraft by state and county of the owner.

17. Key Words Air carrier, general aviation, registered aircraft	18. Distribution Statement Document is available to the public through the National Technical Information Service Springfield, Virginia 22151		
19. Security Classif.(of this report)	20. Security Classif.(of this page)	21. No. of Pages	22. Price

Form DOT F 1700.7 (8-72) Reproduction of completed page authorized

ORDER INFORMATION

The U.S. Government Printing Office (GPO) operates U.S. Government bookstores all around the country where you can browse through the shelves and take your books home with you. Naturally, these stores can't stock all of the more than 21,000 titles in their inventory, but they'll be happy to order any Government book currently offered for sale and have it sent directly to you. All the bookstores accept VISA, MasterCard, and Superintendent of Documents deposit account orders. For more information, contact **Superintendent of Documents, U.S. Government Printing Office (GPO),** Washington, DC 20402, (202)783–3238 or contact any of the following GPO Bookstores located throughout the United States.

Addresses are listed below for ordering purposes.

ATLANTA, GA
Room 100, Federal Building, 275 Peachtree Street, NE,P.O. Box 56445, Atlanta, GA 30343; (404) 331–6947

BIRMINGHAM, AL
O'Neill Building, 2021 Third Avenue, North, Birmingham, AL 35203; (205) 731–1056

BOSTON, MA
Thomas P. O'Neil1 Building, l0 Causeway Street, Room 179, Boston, MA 02222; (617) 565–6680

CHICAGO, IL
Room 1365, Federal Building, 219 S. Dearborn Street, Chicago, IL 60604; (312) 353–5133

CLEVELAND, OH
Room 1653, Federal Building, 1240 E. 9th Street, Cleveland, OH 44199; (216) 522–4922

COLUMBUS, OH
Room 207, Federal Building, 200 N. High Street, Columbus, OH 43215; (614) 469–6956

DALLAS, TX
Room 1C46, Federal Building, 1100 Commerce Street, Dallas, TX 75242; (214) 767–0076

DENVER, CO
Room 117, Federal Building, 1961 Stout Street, Denver, CO 80294; (303) 844–3964

DETROIT, MI
Suite 160, Federal Building, 477 Michigan Avenue, Detroit, MI 48226; (313) 226–7816

HOUSTON, TX
Texas Crude Building, 801 Travis Street, Suite 120, Houston, TX 77002; (713) 653–3100

JACKSONVILLE, FL
Room 158, Federal Building, 400 W. Bay Street, Jacksonville, FL 32202; (904) 791–3801

KANSAS CITY, MO
120 Bannister Mall, 5600 E. Bannister Road, Kansas City, MO 64137; (816) 765–2256

LAUREL, MD
Warehouse Sales Outlet, 8660 Cherry Lane, Laurel, MD 20707; (301) 953–7974 or 792–0262

LOS ANGELES, CA
ARCO Plaza, C-Level, 505 South Flower Street, Los Angeles, CA 90071; (213) 894–5841

MILWAUKEE, WI
Room 190, Federal Building, 517 E. Wisconsin Avenue, Milwaukee, WI 53202; (414) 291-1304

NEW YORK, NY
Room 110, 26 Federal Plaza, New York, NY 10278; (212) 264–3825

PHILADELPHIA, PA
Robert Morris Building, 100 North 17th Street, Philadelphia, PA 19103; (215) 597–0677

PITTSBURGH, PA
Room 118, Federal Building, 1000 Liberty Avenue, Pittsburgh, PA 15222; (412) 644–2721

PORTLAND, OR
1305 S.W. First Avenue, Portland, OR 97201–5801 (503) 221–6217

PUEBLO. CO
World Savings Building, 720 North Main Street, Pueblo, CO 81003; (719) 544–3142

SAN FRANCISCO, CA
Room 1023, Federal Building, 450 Golden Gate Avenue, San Francisco, CA 94102; (414) 556–0643

SEATTLE, WA
Room 194, Federal Building, 915 Second Street, Seattle, WA 98174; (206) 442–4270

WASHINGTON, DC
U.S.Government Printing Office, 710 North Capitol Street, NW, Washington, DC 20401; (202) 275–2091

1510 H Street, NW., Washington, DC 20005; (202) 653–5075

PLANNING ANALYSIS DIVISION PUBLICATION INFORMATION

Below is a list of the publications compiled by the Planning Analysis Division. Questions may be directed to us by phone: (202) 262–3355, or by writing Federal Aviation Administration, Planning Analysis Division (APO—110), 800 Independence Avenue, S.W., Washington, DC 20591.

Airport Activity Statistics of Certificated Route Air Carrier is a joint publication of the Federal Aviation Administration (FAA) and the Research & Special Programs Administration (RSPA). RSPA furnishes airport activity data on certificated route air carriers; FAA organizes/publishes it. Included in the data are passenger enplanements, tons of enplaned freight and mail. Scheduled/nonscheduled service shown by airport and carrier are also included. Breakdown of data includes departures/enplanements/cargo/mail by airport, carrier & type of operation, and type of aircraft.

Reporting period:	Calendar Year
Latest edition:	1993 data
Order from:	U.S. Government Printing Office or National Technical Information Service
Date 1994 information will be available:	July 1995
Date next publication is scheduled:	September 1995 (1994 data)
Person to contact:	Patricia Beardsley

Census of U.S. Civil Aircraft is an annual publication that includes statistical data on the registered civil fleet, air carrier aircraft, and general aviation aircraft—both registered and active, detailed reports for general aviation aircraft by owner's state and county, and registered aircraft by make and model.

Reporting period:	Calendar Year
Latest edition:	1993 data
Order from:	U.S. Government Printing Office, or National Technical Information Service
Date 1994 information will be available:	April 1995
Date next publication is scheduled:	June 1995 (1994 data)
Person to contact:	Patricia Beardsley

FAA Air Traffic Activity furnishes terminal and en route air traffic activity information (e.g., takeoffs & landings, flight plans filed) of the National Airspace System. The data is collected/compiled from the FAA—operated Airport Traffic Control Towers, Air Route Traffic Control Centers, Flight Service Stations, Approach Control Facilities, and FAA Contract—towered airports.

Reporting period:	Fiscal Year
Latest edition:	1993 data
Order from:	U.S. Government Printing Office or National Technical Information Service
Date 1994 information will be available:	February 1995
Date next publication is scheduled:	June 1995 (1994 data)
Person to contact:	Nancy Trembley

FAA Statistical Handbook of Aviation is a convenient source for historical data. It presents statistical information pertaining to the Federal Aviation Administration, the National Airspace System, Airports, Airport Activity, U.S. Civil Air Carrier Fleet, U.S. Civil Air Carrier Operating Data, Airmen, General Aviation Aircraft, Aircraft Accidents, Aeronautical Production & Import/Export.

Reporting period:	Calendar Year
Latest edition:	1992 data
Order from:	U.S. Government Printing Office or National Technical Information Service
Date 1993 information will be available:	Various
Date next publication is scheduled:	December 1994 (1993 data)
Person to contact:	Patricia Beardsley

Accession For
NTIS GRA&I ☑
DTIC TAB ☐
Unannounced ☐
Justification
By
Distribution/
Availability Codes
Dist | Avail and/or Special
A-1

General Aviation Activity and Avionics Survey publication presents the results of the general aviation activity and avionics survey conducted to obtain information on the activity and avionics of the U.S. registered general aviation aircraft fleet. The survey reveals estimated flying time of the active general aviation aircraft, and other statistics by manufacturer/model group, aircraft type, state and region of based aircraft, and primary use. Estimates are included on fuel consumption, lifetime airframe hours, avionics, and engine hours.

Reporting period:	Calendar Year
Latest edition:	1992 data
Order from:	U.S. Government Printing Office or National Technical Information Service
Date 1993 information will be available:	August 1994
Date next publication is scheduled:	November 1994 (1993 data)
Person to contact:	Patricia Beardsley

General Aviation Pilot and Aircraft Activity Survey includes data on the type and source of aircraft flight plan and weather information services, trip length in time and distance, pilots age and certification, estimates of total 1990 general aviation operations, fuel consumption and aircraft miles flown. The survey was conducted from June through September 1990 by the Federal Aviation Administration with the assistance of the Civil Air Patrol.

Reporting period:	Calendar Year
Latest edition:	1990 data
Order from:	U.S. Government Printing Office or National Technical Information Service

Rotorcraft Activity Survey presents the results of a special one–time survey. The report contains breakdowns of active rotorcraft, annual flight hours, average flight hours, and other statistics by rotorcraft type, manufacture/model group, region and state of based aircraft, and primary use. Also included are law enforcement and public use rotorcraft, lifetime airframe hours, engine hours, estimated miles flown, and estimated number of landings.

Edition:	Calendar Year 1989
Order from:	Planning Analysis Division or National Technical Information Service
Person to contact:	Patricia Beardsley

U.S. Civil Airmen Statistics is an annual study of detailed airmen statistics. It contains calendar year statistics on pilot and nonpilots and the number of certificates issued.

Latest edition:	Calendar Year 1993
Order from:	Planning Analysis Division or National Technical Information Service
Date 1994 information will be available:	February 1995
Date next publication is scheduled:	April 1994 (1994 data)
Person to contact:	Patricia Beardsley

INTRODUCTION

The *Census of U.S. Civil Aircraft* is published annually by the Federal Aviation Administration. Its purpose is to serve as a reference on the U.S. civil aircraft fleet.

Chapter I shows summary information about the registered civil fleet—both active and inactive aircraft. These statistics were compiled from official records maintained by the Aircraft Registry, Mike Monroney Aeronautical Center. The detailed counts by manufacturer and model shown in Appendix A were also developed from these registration records.

Prior to 1992 the U.S. air carrier fleet data shown in Chapter 2 were developed from monthly Aircraft/Engine Utilization Reports submitted by air carrier operators. Beginning with 1992 the data were developed from the Vital Information System. The aircraft population shown in this chapter is not an inventory of the aircraft owned by the air carriers but represents the aircraft actually used by the air carriers.

The information about general aviation aircraft shown in Chapter 3 and Appendix C were developed from two different sources. The registered aircraft information was compiled from the Registry records at the Aeronautical Center. The state and county of the aircraft shown in Appendix C is assigned based on the registrant's address as shown on the registration records. Statistics on the number of active general aviation aircraft and flight hours were compiled using a sample survey of owners.

The *Census of U.S. Civil Aircraft* is prepared by the Statistics and Forecast Branch, Planning Analysis Division, Office of Aviation Policy, Plans and Management Analysis. Suggestions and comments on the scope and content of this report are requested and will be given careful consideration in planning future editions.

John M. Rodgers
Director Aviation Policy, Plans,
and Management Analysis

Distribution: ZMS–348C, DT–23E, DT–52G, DT–52K, M–491

TABLE OF CONTENTS

TABLES

Page

I. U.S. REGISTERED CIVIL AIRCRAFT 1-1

1.1 U.S. Registered Civil Aircraft—December 31, 1984–1993 1-3

1.2 Registered U.S. Civil Aircraft—December 31, 1984–1993 1-4

1.3 Distribution of Registered Aircraft by Type by Year Manufactured December 31, 1993 1-5

1.4 U.S. Registered Civil Aircraft by Maximum Gross Take—off Weight December 31, 1993 1-6

1.5 U.S. Registered Civil Aircraft, Fixed Wing Piston—Powered by Engine Power and Number of Seats December 31, 1984–1993 1-7

1.6 U.S. Registered Civil Aircraft, Fixed Wing, Turbine—Powered by Engine Power and Number of Seats December 31, 1984–1993 1-9

1.7 U.S. Registered Civil Aircraft, Rotorcraft by Engine Power and Number of seats—December 31, 1984–1993 1-11

1.8 U.S. Registered Civil Amateur Built by Type December 31, 1984–1993 1-13

II. U.S. AIR CARRIER AIRCRAFT 2–1

2.1 Total Aircraft Reported in Operation by Air Carriers, by Type of Aircraft: December 1984–1993 2–3

2.2 Total Aircraft Reported in Operation by Air Carriers, by Manufacturer and Model: December 1984–1993 2–4

2.3 Total Flight Hours for Aircraft Reported in Operation by Air Carriers, by Manufacturer and Model: December 1984–1993 2–7

2.4 Total Large Aircraft Reported in Operation by Domestic, Flag, and Supplemental/Scheduled Cargo Air Carriers and Commercial Operators, by Carrier and Engine Type: December 1993 2–10

2.5 Total Small Aircraft Reported in Operation by Commuter Carriers and On—Demand Air Taxis, by Carrier and Engine Type: December 1993 2–13

III. U.S. GENERAL AIRCRAFT 3–1

3.1 Registered General Aviation Aircraft by Aircraft Type December 31, 1984–1993 3–3

3.2 U.S. Registered General Aviation Aircraft Per 1,000 Square Miles and Per 10,000 Population by FAA Region and State December 31, 1993 3–4

3.3 Average Active Pilots Per Registered General Aviation Aircraft by FAA Region and State December 31, 1993 3–8

3.4 Active General Aviation Aircraft by Aircraft Type and Primary Use—1992 3–12

Page

3.5 Active General Aviation Aircraft by Aircraft Type—1984–1993 3–13

3.6 Active General Aviation Aircraft by Primary Use—1984–1993 3–14

3.7 Active General Aviation Aircraft Total Hours Flown by Aircraft Type by Primary Use—1993 3–15

3.8 Active General Aviation Aircraft Total Hours Flown by Aircraft Type—1984–1993 3–16

3.9 Active General Aviation Aircraft Total Hours Flown by Primary Use—1984–1993 3–17

3.10 Active General Aviation Aircraft Average Hours Flown by Aircraft Type 1984–1993 3–18

3.11 Active General Aviation Aircraft and Hours Flown by FAA Region and State of Based Aircraft—1993 3–19

APPENDICES

APPENDIX A

U.S. Registered Civil Aircraft by Manufacturer and Model, Number of Seats and Power Plants as of December 31, 1993. ..... A–1

Summary A–3

Piston (Manufacturer Built) A–4

Turbine (Manufacturer Built) A–74

Rotorcraft (Manufacturer Built) A–96

Glider (Manufacturer Built) A–106

Baloon/Dirigible (Manufacturer Built) A–115

Experimental/Piston A–122

Experimental/Turbine A–257

Experimental/Rotorcraft A–265

Experimental/Glider A–282

Experimental/Ballon and Dirigible A–293

Page

APPENDIX B

Inventory of Aircraft Engines by Engine Manufacturer and Model as of December 31, 1993 ... B–1

Piston B–3

Turbo-prop B–15

Turbo-jet B–18

APPENDIX C

U.S. Registered General Aviation Aircraft by Type and State and County of Aircraft Owner as of December 31, 1993 ..... C–1

APPENDIX D

U.S. Registered General Aviation Aircraft by Type and Region of Aircraft Owner as of December 31, 1993 ..... D–1

APPENDIX E

Glossary E–1

ILLUSTRATIONS

FAA Regional Boundaries xiii

Average Registered General Aviation Aircraft per 1,000 Square Miles by State 3–6

Average Registered General Aviation Aircraft per 10,000 Population by State 3–7

Average Active Pilots per Registered General Aviation Aircraft by State 3–10

FAA REGIONAL BOUNDARIES

INCLUDING LOCATIONS OF REGIONAL HEADQUARTERS AND CENTERS

CHAPTER I

U.S. REGISTERED CIVIL AIRCRAFT

TABLE 1.1
U.S. REGISTERED CIVIL AIRCRAFT
DECEMBER 31, 1984–1993

Type of Aircraft	TOTAL									
	1984	1985	1986	1987	1988	1989	1990	1991	1992	1993
TOTAL	**271,488**	**273,979**	**275,697**	**275,082**	**272,696**	**274,834**	**275,933**	**275,482**	**276,985**	**279,056**
Fixed-Wing	**252,808**	**254,619**	**255,797**	**254,966**	**252,554**	**253,999**	**254,608**	**253,781**	**254,825**	**256,412**
Turbine-Powered	**14,590**	**15,216**	**15,610**	**15,750**	**15,649**	**16,807**	**17,500**	**17,753**	**18,317**	**18,856**
Turbojet	7,760	8,174	8,466	8,688	8,702	9,234	9,665	9,947	10,318	10695
Turboprop	6,830	7,042	7,144	7,062	6,947	7,573	7,835	7,806	7,999	8161
Piston-Powered	**238,218**	**239,403**	**240,187**	**239,216**	**236,905**	**237,192**	**237,108**	**236,028**	**236,508**	**237,556**
Multi-engine	29,768	29,689	29,252	28,763	27,927	27,329	27,019	27,019	26,820	26810
Single-engine	208,450	209,714	210,935	210,453	208,978	209,863	210,089	209,009	209,688	210746
Rotorcraft	**10,416**	**10,539**	**10,530**	**10,374**	**10,153**	**10,445**	**10,646**	**10,834**	**10,952**	**11,144**
Turbine	4,900	4,962	4,920	4,765	4,528	4,681	4,728	4,858	4,900	4,970
Piston	5,516	5,577	5,610	5,609	5,625	5,764	5,918	5,976	6,052	6,174
Gliders	**4,279**	**4,446**	**4,539**	**4,516**	**4,467**	**4,535**	**4,549**	**4,542**	**4,622**	**4,669**
Blimps	**11**	**13**	**16**	**20**	**15**	**29**	**29**	**33**	**33**	**37**
Balloons	**3,974**	**4,362**	**4,815**	**5,206**	**5,507**	**5,826**	**6,101**	**6,292**	**6,553**	**6,794**

TABLE 1.2
REGISTERED U.S. CIVIL AIRCRAFT
DECEMBER 31, 1984–1993

Year	Registered Civil Aircraft							
	Total	Total Air Carrier[1]	General Aviation Aircraft					
			Total	Fixed Wing Aircraft			Rotocraft[2]	Other[3]
				Multiengine	Single Engine			
					4-place & over	3-place & less		
1984	271,488	4,602	266,886	39,589	121,979	86,767	10,287	8,264
1985	273,979	4,883	269,096	39,842	122,570	87,499	10,364	8,821
1986	275,697	4,086	271,611	41,009	122,941	87,988	10,305	9,368
1987	275,082	5,370	269,712	39,260	122,294	88,056	10,361	9,741
1988	272,696	5,786	266,910	37,803	121,121	87,852	10,145	9,989
1989	274,834	5,903	268,931	38,236	121,161	88,707	10,437	10,390
1990	275,933	6,732	269,201	37,831	120,650	89,421	10,620	10,679
1991	275,482	6,968	268,514	37,824	119,452	89,560	10,811	10,867
1992	276,985	7,467[4]	269,518	37,970	118,928	90,585	10,834	11,201
1993	279,056	7,632[4]	271,424	38,109	119,076	91,681	11,058	11,500

[1] Includes helicopters.
[2] Includes autogiros; excludes air carrier helicopters.
[3] Includes gliders, blimps, and balloons.
[4] Excludes aircraft operated by the On-Demand Air Taxis.

TABLE 1.3
DISTRIBUTION OF REGISTERED AIRCRAFT BY TYPE
BY YEAR MANUFACTURED
AS OF DECEMBER 31, 1993

Aircraft class	Registered Aircraft Total	1992	1992	1991	1990	1989	1988	1987	1986	1985	1984	Prior 1984	Unkwn Yr Mfr
Fixed Wing													
Piston Engine													
Single Engine													
1-3 Place	91681	586	810	810	619	585	468	456	401	457	673	74141	11675
4+ Place	119064	123	163	285	256	333	247	184	307	693	837	109594	6042
Total Single Engine	**210745**	**709**	**973**	**1095**	**875**	**918**	**715**	**640**	**708**	**1150**	**1510**	**183735**	**17717**
Two Engine													
1-6 Place	17614	13	23	23	24	30	10	21	4	52	105	16068	1241
7+ Place	8813	2	1	0	3	1	2	1	2	15	55	7107	1624
Total Two Engine	**26427**	**15**	**24**	**23**	**27**	**31**	**12**	**22**	**6**	**67**	**160**	**23175**	**2865**
Three Plus Engine	384	0	0	0	0	0	0	0	0	1	0	235	148
Total Piston Engine	**237556**	**724**	**997**	**1118**	**902**	**949**	**727**	**662**	**714**	**1218**	**1670**	**207145**	**20730**
Turboprop Engine													
Single Engine	890	46	60	90	66	63	85	49	22	22	2	108	277
Two Engine.													
1-12 Place	4621	19	35	33	59	54	33	44	45	69	108	3253	869
13+ Place	2444	54	83	156	150	143	137	96	54	67	72	640	792
Total Two Engine	**7065**	**73**	**118**	**189**	**209**	**197**	**170**	**140**	**99**	**136**	**180**	**3893**	**1661**
Three Plus Engine	206	0	0	0	0	1	0	0	0	2	0	127	76
Total Turboprop Engine	**8161**	**119**	**178**	**279**	**275**	**261**	**255**	**189**	**121**	**160**	**182**	**4128**	**2014**
Turbojet.													
Single Engine	334	1	0	0	3	0	2	0	0	2	0	174	152
Two Engine.													
1-12 Place	3579	79	96	96	80	52	54	38	47	75	102	1957	903
13+ Place	4225	118	188	220	246	195	219	214	144	104	135	1346	1096
Total Two Engine	**7804**	**197**	**284**	**316**	**326**	**247**	**273**	**252**	**191**	**179**	**237**	**3303**	**1999**
Three Plus Engine	2557	20	30	18	13	13	30	25	12	6	21	1830	539
Total Turbojet Engine	**10695**	**218**	**314**	**334**	**342**	**260**	**305**	**277**	**203**	**187**	**258**	**5307**	**2690**
Total Fixed Wing	**256412**	**1061**	**1489**	**1731**	**1519**	**1470**	**1287**	**1128**	**1038**	**1565**	**2110**	**216580**	**25434**
Rotorcraft													
Piston	6177	63	119	197	175	133	88	55	33	46	50	3485	1733
Turbine	4967	28	86	169	139	124	93	32	44	64	92	2447	1649
Total Rotorcraft	**11144**	**91**	**205**	**366**	**314**	**257**	**181**	**87**	**77**	**110**	**142**	**5932**	**3382**
Other Aircraft	11500	170	272	349	244	272	294	352	218	188	351	6242	2548
Total Aircraft	**279056**	**1322**	**1966**	**2446**	**2077**	**1999**	**1762**	**1567**	**1333**	**1863**	**2603**	**228754**	**31364**

TABLE 1.4
U.S. REGISTERED CIVIL AIRCRAFT
BY MAXIMUM GROSS TAKE-OFF WEIGHT
DECEMBER 31, 1993

Type of Aircraft	Total	0–1,000	1,001–2,500	2,501–4,000	4,001–6,000	6,001–12,500	12,501–20,000	20,001–50,000	50,001–100,000	100,001 or More
TOTAL	279,056	26,491	128,634	76,806	16,017	17,351	4,041	3,493	695	5,528
Fixed Wing—Total	256,412	17,024	120,933	74,022	15,343	16,116	3,429	3,456	695	5,394
Piston—Total	**237,556**	**17,016**	**120,523**	**73,355**	**15,204**	**9,633**	**263**	**988**	**286**	**288**
Single-engine	210,746	16,999	120,292	68,612	1,859	2,639	158	5	0	182
Multiengine	26,810	17	231	4,743	13,345	6,994	105	983	286	106
Turboprop—Total	**8,161**	**2**	**276**	**439**	**78**	**5,431**	**896**	**902**	**65**	**72**
Single-engine	890	2	185	439	60	203	0	1	0	0
Multiengine	7,271	0	91	0	18	5,228	896	901	65	72
Turbojet—Total	**10,695**	**6**	**134**	**228**	**61**	**1,052**	**2,270**	**1,566**	**344**	**5,034**
Single-engine	334	6	119	11	8	129	44	16	0	1
Multiengine	10,361	0	15	217	53	923	2,226	1,550	344	5,033
Rotorcraft—Total	**11,144**	**1,943**	**3,915**	**2,746**	**661**	**1,130**	**612**	**37**	**0**	**100**
Piston	6,174	1,929	2,608	1,214	10	161	143	13	0	96
Turbine	4,970	14	1,307	1,532	651	969	469	24	0	4
Other—Total	**11,500**	**7,524**	**3,786**	**38**	**13**	**105**	**0**	**0**	**0**	**34**

TABLE 1.5
U.S. REGISTERED CIVIL AIRCRAFT, FIXED-WING, PISTON-POWERED BY ENGINE POWER AND NUMBER OF SEATS: DECEMBER 31, 1984–1993

Type of Aircraft	1984	1985	1986	1987	1988	1989	1990	1991	1992	1993
TOTAL	**238,218**	**239,403**	**240,187**	**239,216**	**236,905**	**237,192**	**237,108**	**236,028**	**236,508**	**237,556**
By total rated take-off engine power.										
1-engine	**208,450**	**209,714**	**210,935**	**210,453**	**208,978**	**209,863**	**210,089**	**209,009**	**209,688**	**210,746**
Up to 100 hp	52,811	53,901	55,710	55,618	58,474	59,330	60,116	59,884	60,766	61,656
101-200 hp	91,805	92,054	91,708	91,610	91,151	91,120	90,763	90,240	90,082	90,141
201-400 hp	59,248	59,176	58,973	58,683	54,397	54,373	54,135	53,931	53,832	53,863
401-600 hp	4,384	4,379	4,332	4,328	4,478	4,535	4,544	4,401	4,437	4,507
601-800 hp	3	3	3	3	91	95	97	96	98	94
801-1,000 hp	1	1	1	1	8	9	9	12	13	15
1,001-1,500 hp	130	130	133	135	270	286	309	328	340	345
1,501-2,000 hp	12	14	15	18	51	52	52	51	51	52
2,001-2,500 hp	55	55	59	56	57	61	62	63	66	69
2,501-3,000 hp	—	—	—	—	—	—	—	—	—	1
3,001-4,000 hp	1	1	1	1	1	2	2	3	3	3
2-engine	**29,334**	**29,265**	**28,847**	**28,360**	**27,525**	**26,918**	**26,621**	**26,622**	**26,431**	**26,427**
Up to 100 hp	3,454	3,554	3,648	3,612	6,318	6,257	6,230	6,129	6,109	6,177
101-200 hp	3,942	3,928	3,883	3,847	3,746	3,739	3,701	3,680	3,668	3,639
201-400 hp	20,062	19,956	19,539	19,163	15,562	15,013	14,802	14,982	14,837	14,798
401-600 hp	1,286	1,262	1,223	1,203	1,185	1,194	1,183	1,123	1,114	1,103
601-800 hp	—	—	—	—	9	9	9	9	9	9
801-1,000 hp	—	—	—	—	4	4	4	5	6	6
1,001-1,500 hp	328	320	310	301	403	405	400	409	406	412
1,501-2,000 hp	1	—	—	—	60	59	59	58	58	58
2,001-2,500 hp	260	244	243	233	228	229	224	220	217	218
3,001-4,000 hp	1	1	1	1	10	9	9	7	7	7
3-engine	**33**	**36**	**34**	**33**	**29**	**25**	**26**	**30**	**28**	**27**
Up to 100 hp	17	16	16	16	10	9	11	11	9	9
201-400 hp	9	13	11	10	12	9	9	10	10	10
401-600 hp	7	7	7	7	7	7	6	9	9	8
4-engine	**401**	**388**	**371**	**370**	**373**	**386**	**372**	**367**	**361**	**356**
Up to 100 hp	226	212	219	221	148	166	156	148	146	141
201-400 hp	41	40	23	22	37	38	38	35	34	34
401-600 hp	1	1	1	—	—	—	—	—	—	1
601-800 hp	—	—	—	—	1	1	1	1	1	1
1,001-1,500 hp	42	45	43	42	56	57	56	60	60	60
1,501-2,000 hp	1	—	—	—	5	4	4	4	4	5
2,001-2,500 hp	89	89	84	84	85	80	77	77	74	70
2,501-3,000 hp	—	—	—	—	1	1	1	1	1	1
3,001-4,000 hp	1	1	1	1	40	39	39	41	41	43

TABLE 1.5—Continued
U.S. REGISTERED CIVIL AIRCRAFT, FIXED-WING, PISTON-POWERED BY ENGINE POWER AND NUMBER OF SEATS: DECEMBER 31, 1984–1993

Type of Aircraft	1984	1985	1986	1987	1988	1989	1990	1991	1992	1993
By Number of Seats:										
1-engine	**208,450**	**209,714**	**210,935**	**210,453**	**208,978**	**209,863**	**210,089**	**209,009**	**209,688**	**210,746**
1-3 seats	86,502	87,198	87,989	88,082	87,861	88,710	89,424	89,561	90,603	91,682
4-5 seats	100,720	101,147	101,476	101,085	100,149	100,198	99,901	99,053	98,791	98,756
6-19 seats	21,226	21,368	21,468	21,284	20,966	20,953	20,762	20,393	20,292	20,305
20-49 seats	2	1	2	2	2	2	2	2	2	3
2-engine	**29,334**	**29,265**	**28,847**	**28,360**	**27,525**	**26,918**	**26,621**	**26,622**	**26,431**	**26,427**
1-6 seats	18,923	18,897	18,718	18,523	18,120	18,047	17,864	17,687	17,638	17,614
7-11 seats	9,392	9,356	9,126	8,858	8,456	7,897	7,783	8,042	7,897	7,908
12-19 seats	138	136	139	138	139	141	137	113	112	111
20-49 seats	713	715	710	697	680	703	703	654	659	669
50 seats and over	168	161	154	144	130	130	134	126	125	125
3-engine	**33**	**36**	**34**	**33**	**29**	**25**	**26**	**30**	**28**	**27**
1-6 seats	—	—	—	1	—	1	1	1	—	—
7-11 seats	6	8	6	6	6	5	5	6	6	6
12-19 seats	23	25	25	23	21	17	18	21	21	20
20-49 seats	4	3	3	3	2	2	2	2	1	1
4-engine	**401**	**388**	**371**	**370**	**373**	**386**	**372**	**367**	**361**	**356**
1-6 seats	10	10	10	11	9	9	9	9	9	9
7-11 seats	3	3	3	3	3	15	5	5	6	5
12-19 seats	45	45	27	26	40	40	40	37	37	37
20-49 seats	18	16	17	18	18	18	19	19	19	20
50 seats and over	325	314	314	312	303	304	299	297	290	285

TABLE 1.6
U.S. REGISTERED CIVIL AIRCRAFT, FIXED-WING, TURBINE-POWERED BY ENGINE POWER AND NUMBER OF SEATS: DECEMBER 31, 1984–1993

Type of Aircraft	1984	1985	1986	1987	1988	1989	1990	1991	1992	1993
TOTAL	**14,590**	**15,216**	**15,610**	**15,750**	**15,649**	**16,807**	**17,500**	**17,753**	**18,317**	**18,856**
By total pounds of thrust:										
Turbojet	**7,760**	**8,174**	**8,466**	**8,688**	**8,702**	**9,234**	**9,665**	**9,947**	**10,318**	**10,695**
1-engine	**181**	**186**	**191**	**202**	**182**	**226**	**262**	**286**	**301**	**334**
Up to 3,000	142	141	146	159	109	136	162	176	181	211
3,001-4,000	3	2	2	2	3	5	5	7	8	10
4,001-5,000	10	10	11	10	10	12	12	11	11	11
5,001-7,500	21	27	26	25	43	44	49	50	54	56
7,501-10,000	5	5	5	5	7	9	10	11	11	10
over 10,000	—	1	1	1	10	20	24	31	36	36
2-engine	**5,139**	**5,557**	**5,816**	**5,987**	**6,052**	**6,474**	**6,846**	**7,113**	**7,470**	**7,804**
Up to 2,000	1,896	2,121	2,463	2,373	1,706	1,801	1,887	1,744	1,815	1,851
2,001-2,500	608	640	619	621	709	759	790	465	503	536
2,501-3,000	632	623	607	588	553	541	463	440	425	413
3,001-4,000	343	346	340	328	200	194	190	177	170	166
4,001-5,000	240	235	225	208	177	173	169	160	152	153
5,001-7,500	1	1	1	1	1	1	1	1	1	1
7,501-10,000	1	1	—	—	29	29	30	27	26	26
10,001-12,500	57	59	58	58	322	327	326	316	310	309
12,501-15,000	579	576	579	587	565	566	563	555	530	510
over 15,000	783	955	924	1,223	1,790	2,083	2,427	3,228	3,538	3,839
3-engine	**1,655**	**1,677**	**1,703**	**1,721**	**1,723**	**1,760**	**1,781**	**1,780**	**1,795**	**1,796**
Up to 10,000	393	400	432	442	308	331	331	308	316	324
10,001-20,000	999	989	983	974	950	948	940	929	897	869
over 20,000	263	288	288	305	465	481	510	543	582	603
4-engine	**785**	**754**	**756**	**778**	**745**	**774**	**776**	**768**	**752**	**761**
Up to 3,000	273	253	288	278	250	260	205	173	175	189
3,001-4,000	20	21	20	20	10	10	10	10	8	8
7,501-10,000	1	1	1	1	1	1	1	—	—	—
10,001-12,500	35	25	21	20	17	17	17	18	17	19
12,501-15,000	3	3	3	3	4	4	4	4	4	2
15,001-17,500	46	40	36	29	21	21	21	21	21	20
17,501-20,000	184	153	135	134	126	121	113	107	106	99
over 20,000	223	258	252	293	316	340	405	435	421	424
By Total Equivalent shaft horsepower:										
Turboprop	**6,830**	**7,042**	**7,144**	**7,062**	**6,947**	**7,573**	**7,835**	**7,806**	**7,999**	**8,161**
1-engine	**126**	**186**	**213**	**229**	**230**	**320**	**382**	**688**	**811**	**890**
Up to 100	45	84	95	92	65	121	131	353	394	413
201 to 400	—	—	—	—	2	8	12	25	33	43
401-600	71	93	109	130	143	168	211	195	200	187
601-800	4	3	3	3	15	18	20	108	169	225
801-1,500	5	5	5	3	4	4	7	6	14	21
2,501-3,000	1	1	1	1	1	1	1	1	1	1
2-engine	**6,507**	**6,659**	**6,742**	**6,654**	**6,534**	**7,061**	**7,246**	**6,911**	**6,976**	**7,065**
Up to 100	3,051	3,067	3,284	3,288	1,796	2,267	2,350	1,763	1,758	1,752
101-200	1	—	—	—	—	—	—	—	—	—
201-400	4	5	5	5	9	12	21	8	10	10
401-600	1,555	1,674	1,634	1,657	2,048	2,070	2,103	2,002	1,912	1,863
601-800	656	651	629	593	1,177	1,144	1,114	1,263	1,347	1,435
801-1,000	914	944	890	828	1,074	1,080	1,092	1,182	1,180	1,167
1,001-1,500	26	26	23	24	39	38	54	71	81	99
1,501-2,000	13	13	11	11	99	164	217	328	396	449
2,001-2,500	185	179	172	158	141	142	160	165	171	169
2,501-3,000	—	—	—	—	73	67	63	65	63	64
Over 3,000	102	100	94	90	78	77	72	64	58	57

TABLE 1.6—Continued
U.S. REGISTERED CIVIL AIRCRAFT, FIXED-WING, TURBINE-POWERED BY ENGINE POWER AND NUMBER OF SEATS: DECEMBER 31, 1984–1993

Type of Aircraft	1984	1985	1986	1987	1988	1989	1990	1991	1992	1993
3-engine	—	—	—	—	—	—	—	—	1	—
Up to 100	—	—	—	—	—	—	—	—	1	—
4-engine	**197**	**197**	**189**	**179**	**183**	**192**	**207**	**207**	**211**	**206**
Up to 2,000	120	118	113	106	113	115	120	120	122	122
2,001-4,000	52	50	48	45	44	44	43	41	42	39
4,001-5,000	20	22	21	21	19	26	37	40	41	39
Over 5,000	5	7	7	7	7	7	7	6	6	6
By Number of Seats:										
Turbojet	**7,760**	**8,174**	**8,466**	**8,688**	**8,702**	**9,234**	**9,665**	**9,947**	**10,318**	**10,695**
1-engine	**181**	**186**	**191**	**202**	**182**	**226**	**262**	**286**	**301**	**334**
1 seat	81	82	76	88	68	97	104	114	117	118
2 seats	95	99	107	107	107	123	152	166	179	206
3-6 seats	5	5	8	7	7	6	6	6	5	5
7-11 seats	—	—	—	—	—	—	—	—	—	5
2-engine	**5,139**	**5,557**	**5,816**	**5,987**	**6,052**	**6,474**	**6,846**	**7,113**	**7,470**	**7,804**
1-6 seats	249	279	278	281	257	270	288	322	338	332
7-11 seats	2,521	2,653	2,599	2,566	2,483	2,527	2,572	2,565	2,613	2,770
12-19 seats	799	880	946	952	962	989	1,012	1,010	1,037	1,023
20-49 seats	278	309	329	360	389	461	495	517	542	585
50 seats and over	1,292	1,436	1,664	1,828	1,961	2,227	2,479	2,699	2,940	3,094
3-engine	**1,655**	**1,677**	**1,703**	**1,721**	**1,723**	**1,760**	**1,781**	**1,780**	**1,795**	**1,796**
7-11 seats	100	106	115	120	122	125	129	125	130	142
12-19 seats	—	—	—	26	47	44	46	45	51	55
50 seats and over	1,555	1,571	1,588	1,575	1,554	1,591	1,606	1,610	1,614	1,599
4-engine	**785**	**754**	**756**	**778**	**745**	**774**	**776**	**768**	**752**	**761**
5 seats	—	—	1	—	—	—	—	—	—	—
7-11 seats	64	64	67	64	57	56	54	52	49	45
12-19 seats	74	72	72	73	61	61	58	55	50	55
20-49 seats	1	1	1	1	1	1	1	1	1	1
50 seats and over	646	617	615	640	626	656	663	660	652	660
Turboprop	**6,830**	**7,042**	**7,144**	**7,062**	**6,947**	**7,573**	**7,835**	**7,806**	**7,999**	**8,161**
1-engine	**126**	**186**	**213**	**229**	**230**	**320**	**382**	**688**	**811**	**890**
1-3 seats	88	121	141	142	143	222	267	279	345	343
4-6 seats	8	8	8	8	7	7	12	279	326	397
7 seats and over	30	57	64	79	80	91	103	130	140	150
2-engine	**6,507**	**6,659**	**6,742**	**6,654**	**6,534**	**7,061**	**7,246**	**6,911**	**6,976**	**7,065**
1-6 seats	5	3	13	26	26	29	31	10	21	29
7-11 seats	4,862	4,856	4,747	4,518	4,303	4,691	4,686	4,168	4,130	4,140
12-19 seats	726	847	974	1,050	1,162	1,233	1,337	1,422	1,453	1,488
20-49 seats	727	758	819	860	828	883	938	1,040	1,079	1,106
50 seats and over	187	192	189	200	215	225	254	271	293	302
3-engine	—	—	—	—	—	—	—	—	1	—
1 seat	—	—	—	—	—	—	—	—	1	—
4-engine	**197**	**197**	**189**	**179**	**183**	**192**	**207**	**207**	**211**	**206**
3-5 seats	38	37	34	32	25	25	25	24	24	24
7-11 seats	10	13	13	9	20	28	43	46	50	47
12-19 seats	1	1	6	6	2	5	4	5	4	5
20-49 seats	6	6	7	8	9	9	9	9	9	9
50 seats and over	142	140	129	124	127	125	126	123	124	121

TABLE 1.7
U.S. REGISTERED CIVIL AIRCRAFT, ROTORCRAFT BY ENGINE POWER AND NUMBER OF SEATS: DECEMBER 31, 1984–1993

Type of Aircraft	1984	1985	1986	1987	1988	1989	1990	1991	1992	1993
TOTAL	**10,416**	**10,539**	**10,530**	**10,374**	**10,153**	**10,445**	**10,646**	**10,834**	**10,952**	**11,144**
By total rated take-off engine power.										
Piston—Total	**5,516**	**5,577**	**5,610**	**5,609**	**5,625**	**5,764**	**5,918**	**5,976**	**6,052**	**6,174**
1-Engine	**5,512**	**5,573**	**5,606**	**5,598**	**5,612**	**5,751**	**5,905**	**5,969**	**6,045**	**6,167**
Up to 100 hp	2,625	2,659	2,758	2,782	2,645	2,738	2,799	2,656	2,655	2,764
101-200 hp	945	981	969	955	1,070	1,118	1,228	1,363	1,443	1,454
201-400 hp	1,902	1,894	1,842	1,825	1,779	1,774	1,754	1,821	1,820	1,832
401-600 hp	34	33	31	32	35	36	36	33	33	29
601-800 hp	—	—	—	—	42	45	47	53	51	44
801-1,000 hp	—	—	—	—	1	1	1	1	1	1
1,000-1,500 hp	3	3	3	2	26	25	27	29	29	29
1,501-2,000 hp	—	—	—	—	12	12	11	11	11	11
2,001-2,500 hp	3	3	3	2	2	2	2	2	2	2
3,001-4,000 hp	—	—	—	—	—	—	—	—	—	1
2-Engine	**1**	**1**	**1**	**7**	**9**	**9**	**9**	**3**	**3**	**3**
Up to 100 hp	1	1	1	7	9	9	9	3	3	3
4-Engine	3	3	3	4	4	4	4	4	4	4
Unknown	3	3	3	4	4	4	4	4	4	4
By total equivalent shaft power:										
Turbine—Total	**4,900**	**4,962**	**4,920**	**4,765**	**4,528**	**4,681**	**4,728**	**4,858**	**4,900**	**4,970**
1-Engine	**3,982**	**3,991**	**3,909**	**3,745**	**3,568**	**3,616**	**3,621**	**3,710**	**3,732**	**3,836**
Up to 100 hp	1,314	1,354	1,383	1,350	1,115	1,164	1,158	1,100	1,086	1,151
101-200 hp	10	9	9	10	9	9	9	9	8	8
201-400 hp	2,172	2,044	1,946	1,789	1,599	1,547	1,481	1,408	1,351	1,301
401-600 hp	353	418	409	416	527	552	569	657	721	792
601-800 hp	48	76	80	97	148	173	223	345	370	382
801-1,000 hp	—	—	—	—	64	63	64	64	66	73
1,000-1,500 hp	71	74	66	69	89	90	96	102	104	105
1,501-2,000 hp	7	9	9	9	13	14	15	17	17	17
2,501-3,000 hp	7	7	7	5	4	4	6	8	8	7
4,000-5,000 hp	—	—	—	—	—	—	—	—	1	—
2-Engine	**916**	**969**	**1,009**	**1,016**	**958**	**1,058**	**1,093**	**1,127**	**1,146**	**1,112**
0-100 hp	506	527	575	543	384	433	423	365	360	347
201-400 hp	184	183	182	187	169	187	187	189	192	192
401-600 hp	88	115	117	140	210	230	264	302	308	313
601-800 hp	36	41	42	46	64	75	77	89	94	91
801-1000 hp	—	—	—	—	1	1	—	—	—	—
1,000-1,500 hp	24	23	23	24	32	29	29	31	32	30
1,501-2,000 hp	70	70	62	68	91	93	101	136	143	124
2,501-3,000 hp	1	2	—	—	—	1	2	3	3	3
Over 4,000 hp	7	8	8	8	7	9	10	12	14	12
4-more engine	**2**	**2**	**2**	**4**	**2**	**7**	**14**	**21**	**22**	**22**
Up to 100 hp	2	2	2	4	2	4	7	6	6	5
401-600 hp	—	—	—	—	—	3	7	15	16	17

TABLE 1.7—Continued
U.S. REGISTERED CIVIL AIRCRAFT, ROTORCRAFT BY ENGINE POWER AND NUMBER OF SEATS: DECEMBER 31, 1984–1993

Type of Aircraft	1984	1985	1986	1987	1988	1989	1990	1991	1992	1993
By Number of Seats:										
Piston—Total	**5,516**	**5,577**	**5,610**	**5,609**	**5,625**	**5,764**	**5,918**	**5,976**	**6,052**	**6,174**
1-engine	**5,512**	**5,573**	**5,606**	**5,598**	**5,612**	**5,751**	**5,905**	**5,969**	**6,045**	**6,167**
1 seat	1,071	1,083	1,102	1,145	1,173	1,218	1,269	1,240	1,261	1,264
2 seats	1,262	1,332	1,371	1,373	1,470	1,571	1,693	1,835	1,920	1,999
3 seats	2,125	2,115	2,099	2,063	1,976	1,966	1,958	1,931	1,903	1,920
4 seats	740	730	716	703	676	670	662	644	646	669
5-11 seats	16	15	15	13	15	15	13	16	16	22
12-19 seats	287	287	294	291	292	301	300	293	290	285
20 seats and over	11	11	9	10	10	10	10	10	9	8
2-engine	**1**	**1**	**1**	**7**	**9**	**9**	**9**	**3**	**3**	**3**
1 seat	—	—	—	6	7	7	7	1	1	1
2 seats	1	1	1	1	1	1	1	1	1	1
3 seats	—	—	—	—	1	1	1	1	1	1
4-engine	**3**	**3**	**3**	**4**	**4**	**4**	**4**	**4**	**4**	**4**
1-3 seats	3	3	3	3	3	3	3	3	3	3
20-49 seats	—	—	—	1	1	1	1	1	1	1
Turbine—Total	**4,900**	**4,962**	**4,920**	**4,765**	**4,528**	**4,681**	**4,728**	**4,858**	**4,900**	**4,970**
1-engine	**3,982**	**3,991**	**3,909**	**3,745**	**3,568**	**3,616**	**3,621**	**3,709**	**3,732**	**3,836**
1 seat	1	2	2	2	2	2	2	2	3	3
2-3 seats	142	142	143	136	133	126	125	125	126	131
4 seats	889	871	872	862	823	842	834	873	872	909
5 seats	1,823	1,793	1,708	1,572	1,442	1,439	1,406	1,379	1,369	1,385
6 seats	444	471	484	496	486	504	506	507	520	532
7-11 seats	558	588	586	567	552	557	595	655	661	658
12-19 seats	118	117	108	104	126	142	148	161	166	193
20 seats and over	7	7	6	6	4	4	5	7	15	25
2-engine	**916**	**969**	**1,009**	**1,016**	**958**	**1,058**	**1,093**	**1,127**	**1,146**	**1,112**
1-3 seats	11	12	13	12	12	12	11	15	21	21
4-6 seats	119	141	146	146	177	196	213	216	213	202
7-11 seats	339	378	417	411	336	382	371	374	381	382
12-19 seats	386	377	374	382	369	400	428	451	460	437
20 seats and over	61	61	59	65	64	68	70	71	71	70
4 or more engine	**2**	**2**	**2**	**4**	**2**	**7**	**14**	**22**	**22**	**22**
1 seat	1	1	1	1	1	1	1	1	1	1
2 seats	1	1	1	1	1	1	1	2	1	1
7-11 seats	—	—	—	2	—	5	12	19	20	20

TABLE 1.8
U.S. REGISTERED CIVIL AMATEUR BUILT AIRCRAFT BY TYPE: DECEMBER 31, 1984–1993

Type of Aircraft	1984	1985	1986	1987	1988	1989	1990	1991	1992	1993
TOTAL	**16,477**	**16,204**	**16,994**	**17,658**	**18,192**	**19,757**	**21,027**	**21,615**	**22,700**	**26,922**
Fixed-Wing—Total	**13,767**	**13,344**	**14,046**	**14,619**	**15,123**	**16,449**	**17,564**	**18,175**	**19,137**	**22,363**
Piston	13,682	13,210	13,957	14,488	14,982	16,045	16,998	17,619	18,678	21,505
Turbine	85	134	89	131	141	404	566	556	459	858
Rotorcraft	1,548	1,612	1,655	1,723	1,801	1,891	1,982	1,951	2,010	2,299
Glider	865	930	954	951	919	966	985	993	1,027	1,759
Balloons & Dirigible	297	318	339	365	349	451	496	496	526	501

Note: Prior to 1994 Experimental/Amateur aircraft included those built without a production certificate. Beginning in 1994 Experimental/Amateur includes aircraft with an experimental airworthiness certificate. These include research and development, amateur built, exhibition, racing, crew training, and market survey aircraft and aircraft used to show compliance with the Federal Aviation Regulations.

CHAPTER II

U.S. AIR CARRIER AIRCRAFT

TABLE 2.1
TOTAL AIRCRAFT REPORTED IN OPERATION BY AIR CARRIERS BY TYPE OF AIRCRAFT 1984–1993

Year	Total	Fixed-Wing					Total Rotary-Wing
		Total Fixed-Wing	Turbine			Piston	
			Total	Turbojet	Turboprop		
1984	4,371	4,359	3,916	2,960	956	443	12
1985	4,678	4,673	4,240	3,164	1,076	433	5
1986	4,909	4,907	4,487	3,283	1,204	420	2
1987	5,250	5,237	4,816	3,575	1,241	421	13
1988	5,660	5,652	5,290	3,915	1,375	362	8
1989	5,778	5,771	5,418	3,942	1,476	353	7
1990	6,083	6,072	5,743	4,148	1,595	329	11
1991	6,054	6,048	5,765	4,167	1,598	283	6
1992 [1]	7,320	7,187	6,340	4,446	1,894	847	133
1993 [1]	7,297	7,173	6,452	4,584	1,868	721	124

Note: Air carrier aircraft are aircraft carrying passengers or cargo for hire under 14 CFR 121 (large aircraft-more than 30 seats) and 14 CFR 135 (small Aircraft-30 seats or less). This definition is more encompassing than that used in the FAA Aviation Forecast-jet aircraft, 60 seats or more carrying passengers or cargo for hire.

Note: Beginning in 1987, the number of aircraft is the monthly average of the number of aircraft reported in use for the last three months of the year. Prior to 1987, it was the number of aircraft reported in use during December of the year.

Source: 1983 - 1991 Air Carrier Aircraft Utilization and Propulsion Reliability Report; Aviation Aviation Standards National Field Office, Federal Aviation Administration. Beginning in 1992 the source is the Vital Information System

[1] Does not include the aircraft listed below that are operated by the On-demand Air Taxis: 1993:
Piston multiengine 2,669
Piston single engine 3,043
Turboprop single engine 321
Turboprop-mulitengine 1,662
Turbojet 1,020
Helicopter 1,977
Total 10,692

TABLE 2.2
AIRCRAFT REPORTED IN OPERATION
BY AIR CARRIERS, BY MANUFACTURER AND MODEL
1984–1993

Aircraft Make and Model	1993	1992	1991	1990	1989	1988	1987	1986	1985	1984
Total	**7,297**	**7,320**	**6,054**	**6,083**	**5,778**	**5,660**	**5,250**	**4,909**	**4,678**	**4,370**
Turbojet-4-engine—Total	**410**	**389**	**410**	**432**	**428**	**427**	**382**	**322**	**322**	**349**
Boeing B707	13	20	27	25	27	31	31	35	27	22
Boeing B747	183	178	184	190	180	171	156	150	151	156
British Aerospace Aircraft Group BAE146	20	23	17	44	53	57	57	25	29	14
Douglas DC8	194	168	182	173	168	168	138	112	115	157
Turbojet-3-engine—Total	**1,292**	**1,381**	**1,376**	**1,438**	**1,459**	**1,542**	**1,469**	**1,466**	**1,488**	**1,438**
Boeing B727	953	1,029	1,073	1,152	1,167	1,246	1,168	1,172	1,195	1,161
Douglas DC10/MD-11	239	239	203	185	185	184	185	180	179	174
Lockheed L1011	100	113	100	101	107	112	116	114	114	103
Turbojet-2-engine—Total	**2,882**	**2,676**	**2,381**	**2,278**	**2,055**	**1,946**	**1,724**	**1,495**	**1,354**	**1,172**
Airbus A300	58	58	63	67	63	57	52	52	46	38
Airbus A310	27	21	42	21	19	19	13	7	4	—
Airbus A320	75	54	35	10	11	—	—	—	—	—
Boeing B737	1,013	915	835	812	756	706	633	555	476	391
Boeing B757	375	328	234	199	146	122	95	73	48	19
Boeing B767	187	170	136	120	111	126	83	69	59	53
British Aircraft BAC111	—	—	1	3	—	30	39	45	32	33
Canadair CL-600	5	—	—	—	—	—	—	—	—	—
Cessna C500/C501	3	2	—	0	—	—	—	—	2	1
Cessna C550	—	—	—	7	5	—	—	—	—	—
Cessna C650	—	1	—	—	—	—	—	—	—	—
Dassault Falcon	—	—	2	—	—	—	—	—	—	—
Dassault MD10	—	—	—	—	—	—	—	—	—	2
Dassault MD20	—	—	—	—	—	—	—	—	2	9
Douglas DC9/MD-80	1,009	1,002	953	967	888	837	760	643	641	594
Fokker F28	129	117	75	68	53	47	47	50	41	23
Grumman G1159	—	1	3	1	—	—	—	—	—	1
Israel Aircaft 1121	—	1	—	—	—	—	—	—	—	—
Learjet LR25	—	3	2	1	2	1	—	—	—	—
Learjet LR35	1	3	—	2	1	1	2	1	3	8
Turboprop-4-engine—Total	**102**	**107**	**75**	**88**	**96**	**95**	**102**	**96**	**108**	**109**
Canadair CL44	1	5	—	5	5	6	6	2	6	5
DeHavilland DHC7	38	40	33	40	41	39	41	40	42	46
Lockheed L188	45	44	24	24	30	30	34	33	38	34
Lockheed L382	18	18	18	19	20	20	21	21	22	22
Vickers V745	—	—	—	—	—	—	—	—	—	2
Turboprop-2-engine—Total	**1,751**	**1,787**	**1,523**	**1,507**	**1,380**	**1,280**	**1,139**	**1,108**	**965**	**847**
Beech BE65	—	16	—	—	—	1	4	1	—	—
Beech BE90	3	1	—	—	—	1	4	—	3	2
Beech BE99	29	39	32	54	53	84	52	95	103	85
Beech BE100	1	4	1	2	1	1	—	1	1	2
Beech BE200	9	11	8	16	10	7	5	2	1	6
Beech BE1900	251	231	167	147	109	80	48	60	42	17
Beech STC18	—	—	—	—	—	—	—	—	—	1
British Aerospace Aircraft Group Jetstream	247	240	214	222	165	135	113	69	46	10
British Aerospace BA ATP	9	10	10	4	—	—	—	—	—	—
Cessna C425	2	1	—	—	—	—	—	—	—	—

TABLE 2.2—Continued
AIRCRAFT REPORTED IN OPERATION BY AIR CARRIERS, BY MANUFACTURER AND MODEL 1984–1993

Aircraft Make and Model	1993	1992	1991	1990	1989	1988	1987	1986	1985	1984
Cessna C441	—	2	2	2	4	3	2	3	1	3
Construcciones Aeronautics CA212	1	—	13	16	16	18	16	19	24	27
Convair CV580/CV640/CV600	16	19	37	33	58	72	77	91	100	107
DeHavilland DHC6	67	74	69	67	69	63	71	68	86	107
DeHavilland DHC8	120	115	81	74	64	44	34	26	10	—
Dornier DO228	13	13	31	32	34	33	18	12	6	—
Douglas DC3	—	—	—	—	—	—	—	—	1	—
Embraer EM110	14	16	23	48	59	77	97	91	79	81
Embrear EM120	217	195	167	156	105	62	36	16	—	—
Fairchild FH27	1	2	7	9	7	7	13	20	28	23
Fairchild FH227	—	—	3	3	4	11	8	7	8	9
Fokker F27	49	51	40	46	42	33	26	36	27	14
Grumman G73	—	5	4	7	5	7	—	—	—	—
Grumman G159	—	1	2	7	6	5	14	15	23	21
Grumman G500	—	—	—	—	—	1	—	—	—	—
Hawker-Siddeley HS748	—	—	—	—	—	—	—	—	—	2
McKinnon G-21	2	—	—	—	—	—	—	—	—	—
Mitsubishi MU2	—	10	1	1	—	—	1	6	3	1
Nihon YS11	25	31	22	21	21	22	36	36	42	30
Nord ND262	—	1	—	1	2	9	12	15	14	14
Piper 31T	79	99	8	8	12	9	6	5	4	8
Piper 42	—	1	1	—	—	—	—	—	—	—
Rockwell AC690	—	—	—	—	—	1	1	4	4	4
Saab-Fairchild SF340	209	195	153	109	85	68	51	34	17	3
Short SC7	6	6	2	2	—	—	—	1	1	1
Short SD3	74	88	93	103	118	110	110	110	77	78
S.N.I.A.S. ATR42	108	108	101	77	62	35	20	8	—	—
S.N.I.A.S. ATR72	27	14	—	—	—	—	—	—	—	—
Swearingen SA226	14	14	31	22	57	90	101	122	113	121
Swearingen SA227	158	174	200	218	212	191	163	135	101	70
Turboprop-1-engine—Total	**15**	**NA**	**NA**	**NA**	**NA**	**NA**	**NA**	**NA**	**NA**	**NA**
Piston-4-engine—Total	**22**	**20**	**26**	**31**	**35**	**36**	**38**	**32**	**38**	**50**
DeHavilland DH114	—	—	—	—	—	—	—	—	—	6
Douglas DC4	—	—	—	—	—	—	—	1	3	3
Douglas DC6	21	19	25	30	34	35	37	30	34	41
Douglas DC7	1	1	1	1	1	1	1	1	1	—
Piston-3-engine—Total	**—**	**5**	**5**	**6**	**5**	**3**	**3**	**3**	**4**	**4**
Britten Norman MK3	—	5	5	6	5	3	3	3	4	4
Piston-2-engine—Total	**293**	**415**	**252**	**292**	**313**	**323**	**380**	**385**	**394**	**389**
Beech BE18	16	18	5	3	5	6	5	9	7	15
Beech BE36	—	5	—	—	1	3	—	—	—	—
Beech BE55	—	1	—	—	—	—	2	1	—	—
Beech BE58	6	14	4	4	6	15	7	4	9	9
Beech BE65	19	—	2	2	2	2	2	3	—	—
Beech BE76	—	—	—	—	—	—	—	2	3	3
Beech BE80	—	—	—	—	—	—	—	—	4	8
Beech BE95	1	3	1	1	1	3	—	—	—	—
Britten Norman BN2A	25	18	14	15	16	30	29	29	7	27
Cessna C210	—	6	—	—	—	—	—	—	—	—
Cessna C303T	—	—	—	—	—	1	1	1	1	—
Cessna C310	5	5	2	2	2	—	1	1	1	2
Cessna C320	1	1	—	—	—	—	—	—	—	1
Cessna C340	1	—	—	—	—	—	—	—	—	—
Cessna C401	1	1	1	1	1	4	—	—	—	—
Cessna C402	117	126	91	110	98	101	143	147	155	112
Cessna C404	—	3	1	1	1	4	4	6	5	4
Cessna C411	—	—	—	—	—	—	—	—	—	1
Cessna C414	—	1	1	1	—	—	—	2	1	1
Cessna C421	—	2	—	—	—	1	—	—	—	1

TABLE 2.2—Continued
AIRCRAFT REPORTED IN OPERATION BY AIR CARRIERS, BY MANUFACTURER AND MODEL 1984–1993

Aircraft Make and Model	1993	1992	1991	1990	1989	1988	1987	1986	1985	1984
Convair CV240	23	19	13	11	9	9	10	9	12	15
Convair CV340/CV440	29	30	24	25	26	21	23	17	18	14
Curtiss-Wright C46	—	—	—	—	—	—	—	—	3	2
Douglas DC3	12	21	12	15	19	20	38	43	39	30
Grumman G21	5	7	—	—	—	—	—	—	3	4
Grumman G44	4	4	—	—	—	1	1	1	1	1
Grumman G73	6	—	—	2	3	4	12	11	3	5
Grumman G111	2	—	—	—	—	—	2	3	6	—
Martin M404	—	—	—	—	2	2	1	—	—	1
Partenivia PT68	—	—	—	—	—	—	2	—	—	—
Piper P23	11	16	8	9	9	9	11	9	3	10
Piper P28	—	18	—	—	—	—	—	—	—	—
Piper P30	—	—	—	—	—	—	—	—	—	1
Piper P31	—	—	66	81	100	71	77	73	100	110
Piper P32	—	78	4	2	2	2	2	—	—	—
Piper P34	8	16	3	7	9	12	4	9	12	11
Piper P44	—	1	—	—	—	1	1	1	1	1
Piper PA600	1	1	—	—	1	1	2	2	—	—
Piper PA1020T	—	—	—	—	—	—	—	2	—	—
Piston-1-engine—Total	**406**	**407**	**NA**	**NA**	**NA**	**NA**	**NA**	**NA**	**NA**	**NA**
Helicopter—Total	**124**	**133**	**6**	**11**	**7**	**8**	**13**	**2**	**5**	**12**

Note: Air carrier aircraft are aircraft carrying passengers or cargo for hire under 14 CFR 121 (large aircraft-more than 30 seats) and 14 CFR 135 (small Aircraft-30 seats or less). This definition is more encompassing than that used in the FAA Aviation Forecast-jet aircraft, 60 seats or more carrying passengers or cargo for hire.

Note: Beginning in 1987, the number of aircraft is the monthly average of the number of aircraft reported in use for the last three months of the year. Prior to 1987, it was the number of aircraft reported in use during December of the year.

Source: 1983 - 1991 Air Carrier Aircraft Utilization and Propulsion Aviation Standards National Field Office, Federal Aviation Administration. Beginning in 1992 the source is the Vital Information System

[1] Does not include the aircraft listed below that are operated by the On-demand Air Taxis 1993:
Piston multiengine 2,669
Piston single engine 3,043
Turboprop single engine 321
Turboprop-mulitengine 1,662
Turbojet 1,020
Helicopter 1,977
Total 10,692

TABLE 2.3
TOTAL FLIGHT HOURS FOR AIRCRAFT REPORTED IN OPERATION BY AIR CARRIERS, BY MANUFACTURER AND MODEL 1984–1993

Aircraft Make and Model	1993	1992	1991	1990	1989	1988	1987	1986	1985	1984
TOTAL	**14,358,321**	**13,839,486**	**13,483,182**	**13,500,128**	**12,687,084**	**12,284,089**	**11,885,699**	**11,221,578**	**10,498,546**	**9,674,406**
Turbojet-4-engine—Total	**844,109**	**886,306**	**999,133**	**1,139,210**	**1,120,917**	**1,093,392**	**997,951**	**921,409**	**817,058**	**861,389**
Boeing B707	17,581	25,239	34,125	39,522	40,046	43,946	36,206	37,448	15,904	39,243
Boeing B720	—	—	—	—	—	—	—	—	—	136
Boeing B747	559,776	584,095	630,850	680,668	643,231	620,327	575,426	559,137	537,954	537,142
British Aerospace Aircraft Group BAE146	29,630	43,261	49,806	94,574	121,415	128,339	125,918	92,431	52,452	14,140
Douglas DC8	237,122	233,711	284,352	324,446	316,225	300,780	260,401	232,393	210,748	270,728
Turbojet-3-engine—Total	**2,803,237**	**3,005,453**	**3,125,859**	**3,459,434**	**3,533,071**	**3,705,084**	**3,865,525**	**3,960,406**	**3,843,357**	**3,786,832**
Boeing B727	1,783,992	1,984,035	2,208,622	2,528,818	2,606,796	2,780,240	2,930,107	3,036,233	2,989,848	2,990,821
Douglas DC10/MD11	713,760	700,964	613,916	587,954	589,989	583,558	566,751	580,200	529,073	487,831
Lockheed L1011	305,485	320,454	303,321	342,662	336,286	341,286	368,667	343,973	324,436	308,180
Turbojet-2-engine—Total	**7,455,901**	**6,735,753**	**6,286,850**	**5,999,153**	**5,295,578**	**4,951,466**	**4,575,179**	**4,057,267**	**3,568,486**	**2,872,265**
Airbus A300	157,636	152,677	166,833	177,996	158,716	150,603	156,947	150,898	131,904	101,143
Airbus A310	78,733	84,523	79,073	80,040	76,537	61,663	27,234	17,054	5,613	—
Airbus A320	222,048	161,745	81,881	27,290	8,523	—	—	—	—	—
Boeing B737	2,549,653	2,365,822	2,318,936	2,253,106	2,039,117	1,859,347	1,730,473	1,489,831	1,312,425	1,006,238
Boeing B757	1,080,217	879,069	666,430	549,289	359,955	321,369	270,729	195,957	108,320	50,022
Boeing B767	678,602	526,801	499,962	429958	412,183	367,591	274,429	223,227	192,467	172,705
British Aircraft BAC111	7	236	159	630	27,611	65,095	84,642	68,908	73,873	59,555
Cessna C500/C501	—	—	—	—	—	—	54	50	546	657
Cessna C550	—	—	—	10,073	3,237	—	—	—	—	—
Dassault Falcon	—	—	278	—	—	—	—	—	—	—
Dassault MD10	593	53	—	—	—	—	—	—	2,262	698
Dassault MD20	1,349	2,002	—	—	—	—	—	—	4,336	3,218
Douglas DC9/MD88	2,438,151	2,365,520	2,317,321	2,323,334	2,106,800	2,035,672	1,931,391	1,809,888	1,655,353	1,438,339
Fokker F28	247,235	196,582	155,122	145,547	101,421	88,682	97,727	98,918	73,494	33,036
Grumman G1159	720	270	413	60	—	47	—	—	334	660
Hamberger Flugzeubam HFB320	433	—	—	—	—	—	—	—	—	102
Learjet LR25	524	453	291	384	482	44	—	—	—	—
Learjet LR35	—	—	151	1,446	996	1,353	1,553	2,536	7,559	5,892
Turboprop-4-engine—Total	**95,441**	**106,657**	**138,463**	**164,771**	**175,469**	**154,747**	**181,424**	**169,884**	**209,197**	**216,405**
Canadair CL44	76	1,409	1,892	5,896	6,527	8,427	9,355	8,687	9,147	7,567
DeHavilland DHC7	56,297	54,362	58,579	76,007	86,434	76,027	91,899	73,524	98,315	106,287
Lockheed L188	13,113	15,230	28,543	32,286	31,457	23,691	33,618	38,019	44,765	45,182
Lockheed L382	25,955	35,656	49,449	50,582	51,051	46,602	46,552	49,654	56,597	56,165
Vickers V745	—	—	—	—	—	—	—	—	373	1,204
Turboprop-2-engine—Total	**3,030,198**	**2,981,344**	**2,734,707**	**2,508,271**	**2,335,386**	**2,118,066**	**1,943,532**	**1,720,179**	**1,616,425**	**1,487,032**
Beech BE65	—	—	—	—	—	—	596	639	—	—
Beech BE90	—	—	—	—	40	374	303	158	360	443
Beech BE99	30,326	26,827	60,176	51,481	86,255	125,247	141,691	175,543	199,736	199,205
Beech BE100	640	627	787	828	934	769	803	259	806	202
Beech BE200	5,026	12,196	12,751	31,140	15,134	9,679	3,625	970	3,541	2,522
Beech BE1900	440,936	397,510	323,440	238,129	196,469	153,473	135,960	107,128	73,211	23,289
Beech STC18	—	—	—	—	—	—	—	982	—	648
British Aerospace Aircraft Group Jetstream	442,489	434,103	391,062	307,585	274,357	252,253	188,315	108,723	60,492	27,712
British Aerospace BA ATP	11,743	17,156	13,762	3,778	—	—	—	—	—	—

TABLE 2.3—Continued
TOTAL FLIGHT HOURS FOR AIRCRAFT REPORTED IN OPERATION BY AIR CARRIERS, BY MANUFACTURER AND MODEL 1984–1993

Aircraft Make and Model	1993	1992	1991	1990	1989	1988	1987	1986	1985	1984
Canadair CL-600	9,560	—	—	—	—	—	—	—	—	—
Cessna C441	1,452	1,200	1,588	2,782	3,713	4,948	3,874	1,364	1,745	1,672
Construcciones Aeronautics CA212	880	10,390	16,240	22,574	21,710	23,610	21,643	19,891	24,886	34,252
Concair CV580/ CV640/CV600	19,266	20,125	21,709	23,534	38,641	63,141	82,371	100,288	113,063	121,399
DeHavilland DHC6	93,794	88,275	95,433	103,670	107,403	113,810	122,783	113,958	162,340	176,233
DeHavilland DHC8	287,442	242,447	174,306	160,925	127,911	80,964	55,680	36,835	7,362	—
Dornier DO228	23,121	27,448	59,906	72,680	57,357	56,580	26,032	16,044	12,306	—
Douglas DC3	—	34	—	—	—	531	—	—	1,478	—
Embraer EM110	28,205	32,270	47,802	85,513	124,773	148,880	177,781	149,585	156,363	199,536
Embrear EM120	480,408	452,114	383,804	310,440	211,897	114,296	66,054	18,838	—	—
Fairchild FH27	923	3,315	2,187	4,605	4,709	9,821	13,502	31,232	36,440	35,521
Fiarchild FH227	—	269	1,030	1,509	4,209	12,169	11,787	13,244	14,491	17,053
Fokker F27	33,394	49,413	61,698	65,309	60,371	50,645	59,910	61,144	40,521	25,056
GAF Nomad N22	—	1,236	—	—	—	—	—	—	—	—
Grumman G73	2,384	2,311	2,562	1,968	6,328	10,036	—	—	—	
Grumman G159	277	288	1,499	9,348	9,669	7,139	15,177	23,328	23,911	20,773
Grumman G500	—	—	—	—	88	93	—	—	—	—
Hawker-Siddeley HS748	—	—	—	—	—	—	—	—	2,500	7,385
Mitsubishi MU2	512	217	222	142	—	88	256	2,980	1,390	314
Nihon YS11	11,272	11,868	14,071	14,254	16,003	17,645	38,093	46,268	53,707	48,246
Nomad N24	—	—	1,160	—	—	1,907	—	—	—	—
Nord ND262	476	—	100	487	898	11,132	23,313	24,860	20,604	20,820
Piper 31T	49,949	53,249	8,256	9,024	11,410	8,232	5,656	4,865	7,003	10,103
Rockwell AC690	—	—	—	—	—	4	476	3,057	3,076	2,683
Saab-Fairchild SF340	409,336	395,691	287,144	197,149	171,936	152,177	98,616	56,392	20,627	386
Short SC7	1,276	1,221	1,454	964	112	—	—	101	315	475
Short SD3	110,407	138,658	167,255	203,871	192,509	183,422	217,177	184,680	178,862	150,714
S.N.I.A.S. ATR42	208,454	180,742	174,754	142,741	120,074	60,029	27,943	5,923	—	—
S.N.I.A.S. ATR72	42,120	21,681	—	—	—	—	—	—	—	—
Swearingen SA226	19,989	18,837	33,583	52,104	97,484	144,032	163,994	185,243	217,667	218,716
Swearingen SA227	264,141	339,626	374,966	389,737	372,992	300,940	240,121	225,657	177,622	141,674
Piston-4-engine—Total	**15,315**	**15,780**	**21,044**	**22,919**	**24,538**	**25,083**	**24,367**	**24,909**	**30,854**	**29,215**
DeHavilland DH114	—	—	—	—	—	—	—	—	2,626	7,847
Douglas DC4	—	419	—	266	—	—	—	1,038	1,512	720
Douglas DC6	14,297	15,072	20,465	21,979	23,418	24,055	23,405	23,049	26,039	20,648
Douglas DC7	1,018	289	579	674	1,120	1,028	962	822	677	—
Piston-3-engine—Total	**2,680**	**2,665**	**3,786**	**4,664**	**3,229**	**2,831**	**2,477**	**1,716**	**5,470**	**2,983**
Britten Norman MK3	2,680	2,665	3,786	4,664	3,229	2,831	2,477	1,716	5,470	2,983
Piston-2-engine—Total	**108,289**	**101,145**	**168,388**	**193,646**	**194,168**	**229,150**	**291,397**	**360,823**	**402,377**	**410,287**
Aero Cammander AC500	—	—	—	—	—	13	—	6	28	300
Aero Cammander AC600	—	—	—	—	—	70	—	—	—	—
Beech BE18	1,968	1,984	1,658	1,218	1,157	466	578	345	3,015	9,723
Beech A36TC	—	—	—	—	1,083	1,040	659	—	—	—
Beech BE55	—	295	—	—	—	—	—	194	—	284
Beech BE58	1,735	117	3,665	1,823	2,285	2,498	2,165	1,727	4,262	2,637
Beech BE65	304	—	1,042	2,408	2,355	3,940	2,181	5,252	—	—
Beech BE76	—	—	—	—	—	—	28	142	525	586
Beech BE80	—	772	—	—	—	—	—	—	7,031	7,667
Beech BE95	299	99	341	442	435	899	635	—	—	—
Britten Norman BN2A	8,687	11,213	10,288	11,379	15,033	18,129	19,729	26,166	22,774	28,306
Cessna C207T	—	—	—	—	639	—	—	—	—	—
Cessna C210T	—	—	—	—	—	—	—	—	—	45
Cessna C303T	—	—	—	—	—	67	6	—	237	207

TABLE 2.3—Continued
TOTAL FLIGHT HOURS FOR AIRCRAFT REPORTED IN OPERATION BY AIR CARRIERS, BY MANUFACTURER AND MODEL 1984–1993

Aircraft Make and Model	1993	1992	1991	1990	1989	1988	1987	1986	1985	1984
Cessna C310	238	1,080	376	1,135	573	—	440	490	372	956
Cessna C320	—	—	—	—	—	—	—	—	8	20
Cessna C340	—	1,028	—	—	—	134	—	—	—	6
Cessna C401	—	—	770	1,032	1,632	376	—	—	—	—
Cessna C402	83,186	75,030	74,396	86,705	86,012	104,933	139,843	184,470	191,070	166,914
Cessna C404	603	—	462	468	837	2,321	4,022	4,959	4,562	6,730
Cessna C411	—	—	—	—	—	—	—	—	102	135
Cessna C414	—	104	133	50	—	11	189	1,279	523	522
Cessna C421	—	—	—	—	26	89	—	—	46	26
Convair CV240	1,518	1,354	3,618	2,950	3,045	3,694	2,967	3,106	6,284	7,861
Convair CV340/ CV440	2,825	2,468	6,316	6,189	6,820	6,229	6,384	5,584	4,664	6,910
Curtiss-Wright C46	—	—	—	—	—	—	—	411	1,104	966
Douglas DC3	3,512	2,075	3,702	5,279	7,389	14,680	21,485	25,971	25,916	23,498
Fairchild C82	—	—	—	—	—	—	—	—	6	708
Grumman G21	—	—	—	—	—	—	—	787	1,861	1,927
Grumman G44	—	—	—	—	—	—	—	56	110	151
Grumman G73	—	151	—	93	1,191	1,887	11,178	10,411	7,979	7,669
Grumman G111	—	—	—	—	—	—	1,712	3,476	3,207	4,298
Martin M404	—	—	—	—	—	127	10	—	217	5,094
Partenivia PT68	—	—	—	—	—	13	1,362	—	—	—
Piper P23	2,616	2,230	2,495	3,217	3,419	4,024	5,100	4,113	6,308	4,691
Piper P30	—	—	—	—	—	—	—	—	17	460
Piper P31	—	—	56,405	66,000	56,781	61,016	67,554	72,782	102,855	114,330
Piper P32	479	761	933	350	530	768	698	—	—	—
Piper P34	319	384	1,702	2,865	2,895	1,266	981	7,352	7,255	6,660
Piper P44	—	—	86	—	20	354	524	418	39	—
Piper PA600	—	—	—	43	11	106	409	321	—	—
Piper PA1020T	—	—	—	—	—	—	558	1,005	—	—
Piston-1-engine—Total	**NA**	**927**	**NA**	**NA**	**NA**	**NA**	**NA**	**NA**	**NA**	**NA**
Helicopter—Total	**3,151**	**3,456**	**4,952**	**8,060**	**4,728**	**4,270**	**3,847**	**4,985**	**5,322**	**7,998**

Note: Air carrier aircraft are aircraft carrying passengers or cargo for hire under 14 CFR 121 (large aircraft-more than 30 seats) and 14 CFR 135 (small Aircraft-30 seats or less). This definition is more encompassing than that used in the FAA Aviation Forecast-jet aircraft, 60 seats or more carrying passengers or cargo for hire.

TABLE 2.4
TOTAL LARGE AIRCRAFT REPORTED IN OPERATION BY DOMESTIC, FLAG AND SUPPLEMENTAL/SCHEDULED CARGO AIR CARRIERS AND COMMERCIAL OPERATORS BY CARRIER, AND BY ENGINE TYPE
1993

Name of Carrier	Total All Aircraft	Turbojet				Turboprop			Piston					Rotary
		Total	4–eng.	3–eng.	2–eng.	Total	4–eng.	2–eng.	Total	4–eng.	3–eng.	2–eng.	1–eng.	Wing
Total	**5,319**	**4,575**	**410**	**1,292**	**2,873**	**670**	**102**	**568**	**74**	**22**	**—**	**52**	**—**	**—**
Abx Air dba Airborne Express	89	78	26	—	52	11	—	11	—	—	—	—	—	—
Aerial Transit CO	3	—	—	—	—	—	—	—	3	3	—	—	—	—
Air Transport International	13	13	13	—	—	—	—	—	—	—	—	—	—	—
Air Wisconsin dba Unitd Express	12	12	12	—	—	—	—	—	—	—	—	—	—	—
Airmark Aviation dba Transtar Airlines	3	3	—	1	2	—	—	—	—	—	—	—	—	—
Alaska Airlines Inc	72	72	—	16	56	—	—	—	—	—	—	—	—	—
Aloha Airlines Inc	17	17	—	—	17	—	—	—	—	—	—	—	—	—
America West Airlines Inc	85	85	—	—	85	—	—	—	—	—	—	—	—	—
American Airlines Inc	686	686	—	192	494	—	—	—	—	—	—	—	—	—
American Int'l Airways dba Asia Pacific Int'l.	34	34	29	3	2	—	—	—	—	—	—	—	—	—
American Trans Air Inc	30	30	—	24	6	—	—	—	—	—	—	—	—	—
Amerijet International Inc	7	7	—	7	—	—	—	—	—	—	—	—	—	—
Arrow Air Inc	21	21	14	7	—	—	—	—	—	—	—	—	—	—
Atlantic Coast Airlines	12	—	—	—	—	12	—	12	—	—	—	—	—	—
Atlantic Southeast Airlines Inc	10	—	—	—	—	10	2	8	—	—	—	—	—	—
Atlas Air Inc	3	3	3	—	—	—	—	—	—	—	—	—	—	—
Basler Flight Service Inc	1	—	—	—	—	—	—	—	1	—	—	1	—	—
Buffalo Airways Inc	9	9	9	—	—	—	—	—	—	—	—	—	—	—
Business Express Inc	50	5	5	—	—	45	—	45	—	—	—	—	—	—
Capitol Air Express	4	4	—	4	—	—	—	—	—	—	—	—	—	—
Carnival Air Lines Inc	19	19	—	7	12	—	—	—	—	—	—	—	—	—
Ccair Inc dba Piedmont Charter	13	—	—	—	—	13	—	13	—	—	—	—	—	—
Challenge Air Cargo Inc	4	4	1	—	3	—	—	—	—	—	—	—	—	—
Condor Aviation Inc	1	—	—	—	—	—	—	—	1	—	—	1	—	—
Continental Airlines dba New York Airlines	339	339	8	64	267	—	—	—	—	—	—	—	—	—
Continental Express Inc	49	—	—	—	—	49	5	44	—	—	—	—	—	—
Continental Micronesia Inc	12	12	—	12	—	—	—	—	—	—	—	—	—	—
Corporate Air	1	—	—	—	—	1	—	1	—	—	—	—	—	—
Crown Airways dba USAir Express	2	—	—	—	—	2	—	2	—	—	—	—	—	—
Delta Air Lines Inc	567	567	—	208	359	—	—	—	—	—	—	—	—	—
Dhl Airways Inc	18	18	1	17	—	—	—	—	—	—	—	—	—	—
Eastern Air Lines Inc	6	6	—	—	6	—	—	—	—	—	—	—	—	—
Eclipse Airlines dba Branson Airlines	2	—	—	—	—	2	2	—	—	—	—	—	—	—
Emery Worldwide Airlines Inc	31	31	31	—	—	—	—	—	—	—	—	—	—	—
Empire Airlines dba Mahalo Air & Capitol Air	12	2	2	—	—	10	—	10	—	—	—	—	—	—
Era Aviation Inc	5	—	—	—	—	2	—	2	3	—	—	3	—	—

TABLE 2.4—Continued
TOTAL LARGE AIRCRAFT REPORTED IN OPERATION BY DOMESTIC, FLAG AND SUPPLEMENTAL/SCHEDULED CARGO AIR CARRIERS AND COMMERCIAL OPERATORS BY CARRIER, AND BY ENGINE TYPE
1993

Name of Carrier	Total All Aircraft	Turbojet				Turboprop			Piston					Rotary
		Total	4–eng.	3–eng.	2–eng.	Total	4–eng.	2–eng.	Total	4–eng.	3–eng.	2–eng.	1–eng.	Wing
Evergreen International Airline	32	32	16	8	8	—	—	—	—	—	—	—	—	—
Executive Airlines dba American Eagle	19	—	—	—	—	19	—	19	—	—	—	—	—	—
Executive Flight Management dba Trans American Charter	1	1	—	—	1	—	—	—	—	—	—	—	—	—
Express One International Inc	35	35	—	30	5	—	—	—	—	—	—	—	—	—
Fairways Corp	1	—	—	—	—	1	—	1	—	—	—	—	—	—
Federal Express Corp	207	207	7	200	—	—	—	—	—	—	—	—	—	—
Fine Airlines Inc	9	9	9	—	—	—	—	—	—	—	—	—	—	—
Flagship Airlines dba American Eagle	89	—	—	—	—	89	—	89	—	—	—	—	—	—
Flight Trails dba Air Resorts Airlines	6	—	—	—	—	6	—	6	—	—	—	—	—	—
Florida West Airlines Inc	3	3	3	—	—	—	—	—	—	—	—	—	—	—
Grand Airways Inc	2	2	—	—	2	—	—	—	—	—	—	—	—	—
H C L Aviation Inc dba av Atlantic	4	4	—	4	—	—	—	—	—	—	—	—	—	—
Hawaiian Airlines Inc	24	20	—	7	13	4	4	—	—	—	—	—	—	—
Horizon Air industries Inc	28	5	—	—	5	23	—	23	—	—	—	—	—	—
International Charter Xpress I	5	5	5	—	—	—	—	—	—	—	—	—	—	—
Key Airlines Inc	0	—	—	—	—	—	—	—	—	—	—	—	—	—
Kitty Hawk Aircargo Inc	9	1	—	—	1	—	—	—	8	—	—	8	—	—
Kiwi International Air Lines	10	10	—	10	—	—	—	—	—	—	—	—	—	—
Markair Express Inc	11	—	—	—	—	11	11	—	—	—	—	—	—	—
Markair Inc	34	34	—	—	34	—	—	—	—	—	—	—	—	—
Mesaba Aviation dba Mesaba Northwest Airlink	27	—	—	—	—	27	—	27	—	—	—	—	—	—
Mgm Grand Air Inc	6	6	3	3	—	—	—	—	—	—	—	—	—	—
Miami Air International Inc	5	5	—	5	—	—	—	—	—	—	—	—	—	—
Mid Pacific Air Corp	9	1	1	—	—	8	—	8	—	—	—	—	—	—
Midway Airlines Corporation	2	2	—	—	2	—	—	—	—	—	—	—	—	—
Midwest Express Airlines Inc	16	16	—	—	16	—	—	—	—	—	—	—	—	—
Millon Air Inc	4	4	4	—	—	—	—	—	—	—	—	—	—	—
Morris Air Corporation	20	20	—	—	20	—	—	—	—	—	—	—	—	—
Mountain Air Cargo Inc	24	—	—	—	—	24	—	24	—	—	—	—	—	—
Nations Air Express dba Miami Air Charter	1	—	—	—	—	—	—	—	1	—	—	1	—	—
North American Airlines	2	2	—	—	2	—	—	—	—	—	—	—	—	—
Northeast Express Regional Air dba Northwest Airlink	3	—	—	—	—	3	—	3	—	—	—	—	—	—
Northern Air Cargo Inc	14	—	—	—	—	—	—	—	14	14	—	—	—	—
Northwest Airlines Inc	358	358	41	87	230	—	—	—	—	—	—	—	—	—

TABLE 2.4—Continued
TOTAL LARGE AIRCRAFT REPORTED IN OPERATION BY DOMESTIC, FLAG AND SUPPLEMENTAL/SCHEDULED CARGO AIR CARRIERS AND COMMERCIAL OPERATORS BY CARRIER, AND BY ENGINE TYPE
1993

Name of Carrier	Total All Aircraft	Turbojet				Turboprop			Piston					Rotary
		Total	4–eng.	3–eng.	2–eng.	Total	4–eng.	2–eng.	Total	4–eng.	3–eng.	2–eng.	1–eng.	Wing
Omni Air Express Inc	1	1	—	1	—	—	—	—	—	—	—	—	—	—
Paradise Island Airlines Inc	5	—	—	—	—	5	5	—	—	—	—	—	—	—
Patriot Airlines Inc	2	2	—	2	—	—	—	—	—	—	—	—	—	—
Pennsylvania Commuter dba Allegheny Commuter Airlines	41	—	—	—	—	41	—	41	—	—	—	—	—	—
Piedmont Airlines dba Henson Aviation/ USAir Express	39	—	—	—	—	39	—	39	—	—	—	—	—	—
Private Jet Expeditions Inc	11	11	—	—	11	—	—	—	—	—	—	—	—	—
Reeve Aleutian Airways Inc	41	12	—	12	—	29	23	6	—	—	—	—	—	—
Reno Air Inc	17	17	—	—	17	—	—	—	—	—	—	—	—	—
Renown Aviation Inc	12	—	—	—	—	4	1	3	8	—	—	8	—	—
Rhoades Aviation Inc	7	—	—	—	—	1	—	1	6	—	—	6	—	—
Rich International Airways Inc	8	8	4	4	—	—	—	—	—	—	—	—	—	—
Ross Aviation Inc	1	—	—	—	—	1	1	—	—	—	—	—	—	—
Ryan International Airlines Inc	33	33	—	26	7	—	—	—	—	—	—	—	—	—
Salair Inc dba Classic Airlines	3	—	—	—	—	2	—	2	1	—	—	1	—	—
Shuttle Inc dba USAir Shuttle	19	19	—	19	—	—	—	—	—	—	—	—	—	—
Sierra Pacific Airlines Inc	7	4	—	—	4	1	—	1	2	—	—	2	—	—
Simmons Airlines dba American Eagle	79	—	—	—	—	79	—	79	—	—	—	—	—	—
Southern Air Transport dba Polar Air Cargo	29	11	11	—	—	18	18	—	—	—	—	—	—	—
Southwest Airlines Co	158	158	—	—	158	—	—	—	—	—	—	—	—	—
Spirit Airlines Inc	4	4	—	—	4	—	—	—	—	—	—	—	—	—
Sun Country Airlines Inc	12	12	—	12	—	—	—	—	—	—	—	—	—	—
Sun Jet International Airlines	1	1	—	—	1	—	—	—	—	—	—	—	—	—
Target Airways dba Great American Airways	3	3	—	—	3	—	—	—	—	—	—	—	—	—
Tatonduk Outfitters Ltd dba Air Cargo Express	1	—	—	—	—	—	—	—	1	1	—	—	—	—
Tem Enterprises dba Casino Express	2	2	—	—	2	—	—	—	—	—	—	—	—	—
Tower Air dba Trustair	14	14	14	—	—	—	—	—	—	—	—	—	—	—
Trans Air Link Corp	4	—	—	—	—	—	—	—	4	4	—	—	—	—
Trans Florida Airlines Inc	7	—	—	—	—	—	—	—	7	—	—	7	—	—
Trans States Airlines dba USAir Express	11	—	—	—	—	11	—	11	—	—	—	—	—	—
Trans World Airlines Inc	191	191	12	79	100	—	—	—	—	—	—	—	—	—
Trans World Express Inc	19	—	—	—	—	19	8	11	—	—	—	—	—	—

TABLE 2.4—Continued
TOTAL LARGE AIRCRAFT REPORTED IN OPERATION BY DOMESTIC, FLAG AND SUPPLEMENTAL/SCHEDULED CARGO AIR CARRIERS AND COMMERCIAL OPERATORS BY CARRIER, AND BY ENGINE TYPE
1993

Name of Carrier	Total All Aircraft	Turbojet				Turboprop			Piston					Rotary
		Total	4–eng.	3–eng.	2–eng.	Total	4–eng.	2–eng.	Total	4–eng.	3–eng.	2–eng.	1–eng.	Wing
Ufs Inc dba United Express	9	—	—	—	—	9	—	9	—	—	—	—	—	—
Ultrair Inc	8	8	—	8	—	—	—	—	—	—	—	—	—	—
United Air Lines Inc	539	539	59	128	352	—	—	—	—	—	—	—	—	—
United Parcel Service Co	177	177	65	67	45	—	—	—	—	—	—	—	—	—
USAir Inc	444	444	—	8	436	—	—	—	—	—	—	—	—	—
Valujet Airlines Inc	6	6	—	—	6	—	—	—	—	—	—	—	—	—
Viking International Airlines dba Eagle Airlines	5	2	—	—	2	1	—	1	2	—	—	2	—	—
Viscount Air Service Inc	18	18	—	—	18	—	—	—	—	—	—	—	—	—
Westates Airlines Inc	4	0	—	—	—	1	—	1	3	—	—	3	—	—
Wings West Airlines dba American Eagle	15	0	—	—	—	15	—	15	—	—	—	—	—	—
World Airways Inc	9	9	—	9	—	—	—	—	—	—	—	—	—	—
Worldwide Airline Services dba Leisureair	7	7	—	—	7	—	—	—	—	—	—	—	—	—
Wrangler Aviation dba Tradewinds Int'l Airlines	2	1	—	1	—	1	1	—	—	—	—	—	—	—
Zantop International Airlines	32	2	2	—	—	21	21	—	9	—	—	9	—	—

Note: Air carrier aircraft are aircraft carrying passengers or cargo for hire under 14 CFR 121 (large aircraft-more than 30 seats) and 14 CFR 135 (small Aircraft-30 seats or less). This definition is more encompassing than that used in the FAA Aviation Forecast-jet aircraft, 60 seats or more carrying passengers or cargo for hire.
Source: Vital Information System

TABLE 2.5
TOTAL SMALL AIRCRAFT REPOTED IN OPERATION BY COMMUTER AIR CARRIERS AND ON—DEMAND AIR TAXIS BY CARRIER, AND BY ENGINE TYPE
1993

Name of Carrier	Total All Aircraft	Turbojet				Turboprop				Piston					Rotary Wing
		Total	4–eng.	3–eng.	2–eng.	Total	4–eng.	2–eng.	1–eng.	Total	4–eng.	3–eng.	2–eng.	1–eng.	
Total	1,978	9	—	—	9	1,198	—	1,183	15	647	—	—	241	406	124
41 Mile Air Ltd	16	—	—	—	—	1	—	1	—	15	—	—	—	15	—
Air Alpha Inc	2	—	—	—	—	2	—	2	—	—	—	—	—	—	—
Air Cape dba Nantucket Airlines	6	—	—	—	—	—	—	—	—	6	—	—	6	—	—
Air La Inc	2	—	—	—	—	2	—	2	—	—	—	—	—	—	—
Air Midwest dba USAir Express	15	—	—	—	—	15	—	15	—	—	—	—	—	—	—
Air Molokai Inc	3	—	—	—	—	—	—	—	—	3	—	—	3	—	—
Air Nevada Airlines Inc	12	—	—	—	—	—	—	—	—	12	—	—	9	3	—
Air St Thomas dba AAA Air Charter	7	—	—	—	—	—	—	—	—	7	—	—	7	—	—
Air Sunshine Inc	5	—	—	—	—	—	—	—	—	5	—	—	5	—	—
Airvantage Inc	6	—	—	—	—	6	—	6	—	—	—	—	—	—	—
Airways International Inc	31	—	—	—	—	2	—	2	—	29	—	—	29	—	—
Alaska Island Air Inc	12	—	—	—	—	1	—	—	1	11	—	—	4	7	—
Alaska Juneau Aeronautics dba Wings of Alaska	21	—	—	—	—	—	—	—	—	21	—	—	—	21	—
Allied Airlines Inc	2	—	—	—	—	2	—	2	—	—	—	—	—	—	—
Aloha IslandAir dba Islandair	8	—	—	—	—	8	—	8	—	—	—	—	—	—	—
Alpha Aviation dba TW Express	3	—	—	—	—	3	—	3	—	—	—	—	—	—	—
Arctic Circle Air Service Inc	9	—	—	—	—	2	—	2	—	7	—	—	1	6	—
Arizona Airways Inc	2	—	—	—	—	2	—	2	—	—	—	—	—	—	—
Arizona Pacific Airline Inc	5	—	—	—	—	3	—	3	—	2	—	—	—	2	—
Atlantic Coast Airlines	49	—	—	—	—	49	—	49	—	—	—	—	—	—	—
Atlantic Southeast Airlines Inc	70	—	—	—	—	70	—	70	—	—	—	—	—	—	—
Avi dba Air Vegas	15	—	—	—	—	3	—	3	—	12	—	—	9	3	—
Aviation Associates Inc	12	—	—	—	—	12	—	12	—	—	—	—	—	—	—
Aviation Sales Incorporated	8	2	—	—	2	2	—	2	—	4	—	—	4	—	—
Aviation Services dba Freedom Air	8	—	—	—	—	2	—	2	—	6	—	—	—	6	—
Baker Aviation Inc	8	—	—	—	—	1	—	1	—	7	—	—	2	5	—
Bellair Inc	2	—	—	—	—	—	—	—	—	2	—	—	—	2	—
Bemidji Aviation Services dba Air Direct Charter	24	—	—	—	—	4	—	4	—	20	—	—	17	3	—

TABLE 2.5—Continued
TOTAL SMALL AIRCRAFT REPOTED IN OPERATION BY COMMUTER AIR CARRIERS AND ON—DEMAND AIR TAXIS BY CARRIER, AND BY ENGINE TYPE
1993

Name of Carrier	Total All Aircraft	Turbojet				Turboprop				Piston					Rotary Wing
		Total	4–eng.	3–eng.	2–eng.	Total	4–eng.	2–eng.	1–eng.	Total	4–eng.	3–eng.	2–eng.	1–eng.	
New England Airlines Inc	7	—	—	—	—	—	—	—	—	7	—	—	2	5	—
New Hampshire Helicopters dba Business Helicopters	2	—	—	—	—	—	—	—	—	—	—	—	—	—	2
New York Helicopter dba National Helicopter Corp of America	10	—	—	—	—	—	—	—	—	—	—	—	—	—	10
Northeast Express Regional Air dba Northwest Air link	21	—	—	—	—	21	—	21	—	—	—	—	—	—	1
Olson Air Service Inc	8	—	—	—	—	—	—	—	—	7	—	—	3	4	1
Pacific Island Aviation Inc ...	12	—	—	—	—	4	—	3	1	7	—	—	4	3	1
Packard, Thomas G dba Cloumbia Pacific Airlines ...	1	—	—	—	—	—	—	—	—	1	—	—	1	—	—
Papillon Airways Inc	14	—	—	—	—	—	—	—	—	—	—	—	—	—	14
Paradise Island Airlines Inc	1	—	—	—	—	1	—	1	—	—	—	—	—	—	—
Peninsula Airways dba Penair	40	—	—	—	—	16	—	14	2	24	—	—	10	14	—
Pennsylvania Commuter Airlines dba Allegheny Commuter Airlines	9	—	—	—	—	9	—	9	—	—	—	—	—	—	—
Precision Valley Aviation dba Northwest Air link	13	—	—	—	—	13	—	13	—	—	—	—	—	—	—
Promech dba Seaborne Seaplane Adventures	8	—	—	—	—	1	—	1	—	7	—	—	—	7	—
Rader Aviation dba Greenbrier Airlines	8	1	—	—	1	3	—	3	—	4	—	—	2	2	—
Redwing Airways Inc	7	—	—	—	—	—	—	—	—	7	—	—	6	1	—
Ross Aviation Inc	2	—	—	—	—	2	—	2	—	—	—	—	—	—	—
Ryan Air Service Inc	17	—	—	—	—	1	—	—	1	16	—	—	4	12	—
Safe Air International Island Express	4	—	—	—	—	—	—	—	—	4	—	—	4	—	—
Samoa Aviation Inc	3	—	—	—	—	3	—	3	—	—	—	—	—	—	—

TABLE 2.5—Continued
TOTAL SMALL AIRCRAFT REPOTED IN OPERATION BY COMMUTER AIR CARRIERS AND ON—DEMAND AIR TAXIS BY CARRIER, AND BY ENGINE TYPE
1993

Name of Carrier	Total All Aircraft	Turbojet				Turboprop				Piston					Rotary Wing
		Total	4–eng.	3–eng.	2–eng.	Total	4–eng.	2–eng.	1–eng.	Total	4–eng.	3–eng.	2–eng.	1–eng.	
Scenic Airlines dba Arizona Air	57	—	—	—	—	29	—	26	3	28	—	—	—	28	—
Skagway Air Service Inc	11	—	—	—	—	—	—	—	—	11	—	—	2	9	
Skywest Airlines Inc	53	—	—	—	—	53	—	53	—	—	—	—	—	—	—
Somerset Aviation Corp	1	—	—	—	—	—	—	—	—	1	—	—	—	1	
Southeast Air Charter	3	—	—	—	—	—	—	—	—	3	—	—	—	3	
Springdale Air Service Inc	21	—	—	—	—	2	—	2	—	19	—	—	19	—	—
Taquan Air Service Inc	14	—	—	—	—	1	—	—	1	13	—	—	—	13	
Tatonduk Outfitters dba Air Cargo Express	3	—	—	—	—	—	—	—	—	3	—	—	—	3	
Trans Executive Airlines of HA dba Scenic Pacific Air	4	—	—	—	—	—	—	—	—	4	—	—	4	—	—
Trans States Airlines dba USAir Express	32	—	—	—	—	32	—	32	—	—	—	—	—	—	—
Trans World Express Inc	8	—	—	—	—	8	—	8	—	—	—	—	—	—	—
Vieques Air link Inc	7	—	—	—	—	—	—	—	—	7	—	—	7	—	—
Village Aviation dba camai Air	11	—	—	—	—	3	—	3	—	8	—	—	—	8	
Walkers Aviation Services Inc	1	—	—	—	—	1	—	1	—	—	—	—	—	—	—
Warbelows Air ventures Inc	9	—	—	—	—	4	—	4	—	5	—	—	—	5	
West isle Air Inc	6	—	—	—	—	—	—	—	—	6	—	—	1	5	
Westair commuter Airlines dba united Express	51	—	—	—	—	51	—	51	—	—	—	—	—	—	—
Wings west Airlines dba american eagle	27	—	—	—	—	27	—	27	—	—	—	—	—	—	—
Wra Inc	7	—	—	—	—	4	—	4	—	3	—	—	—	3	
Wright Air Service Inc	14	—	—	—	—	6	—	4	2	8	—	—	—	8	
Yutana Airlines Inc	10	—	—	—	—	2	—	2	—	8	—	—	—	8	
Yute Air alaska Inc	25	—	—	—	—	3	—	3	—	22	—	—	—	22	

Note: Air carrier aircraft are aircraft carrying passengers or cargo for hire under 14 CFR 121 (large aircraft-more than 30 seats) and 14 CFR 135 (small Aircraft-30 seats or less). This definition is more encompassing than that used in the FAA Aviation Forecast-jet aircraft, 60 seats or more carrying passengers or cargo for hire.
Source: Vital Information System

CHAPTER III

U.S. GENERAL AVIATION AIRCRAFT

TABLE 3.1
U.S. REGISTERED GENERAL AVIATION AIRCRAFT
BY ENGINE TYPE
DECEMBER 31, 1984–1993

Engine Type	1984	1985	1986	1987	1988	1989	1990	1991	1992	1993
TOTAL	**266,886**	**269,096**	**271,611**	**269,712**	**266,910**	**268,931**	**269,201**	**268,514**	**269,518**	**271,424**
Fixed-Wing—Total	**248,335**	**249,911**	**251,938**	**249,610**	**246,776**	**248,014**	**247,902**	**246,836**	**247,483**	**248,866**
Piston-powered-Total	**237,665**	**238,882**	**239,965**	**238,637**	**236,453**	**236,737**	**236,421**	**235,509**	**235,856**	**237,153**
Single-engine	208,439	209,698	210,929	210,350	208,973	209,868	210,085	209,012	209,513	210,757
1-3 place	86,499	87,194	87,988	88,056	87,852	88,707	89,422	89,560	90,585	91,681
4+ place	121,940	122,504	122,941	122,294	121,121	121,161	120,663	119,452	118,928	119,076
Two-engine	28,850	28,809	28,676	27,940	27,154	26,511	26,161	26,259	25,993	26,080
1-6 place	18,823	18,815	18,705	18,458	18,071	17,997	17,809	17,640	17,549	17,583
7+ place	10,027	9,994	9,971	9,482	9,083	8,514	8,352	8,619	8,444	8,497
Three + - engine	376	375	360	347	326	358	175	238	350	316
Turboprop—Total	**5,898**	**6,017**	**6,314**	**5,883**	**5,615**	**6,146**	**6,191**	**6,111**	**6,003**	**6,193**
Single-engine	126	186	213	192	230	320	381	687	597	890
Two-engine	5,692	5,744	6,018	5,608	5,312	5,736	5,714	5,310	5,295	5,203
1-12 place	4,827	4,830	5,092	4,796	4,598	4,944	4,943	4,423	4,356	4,323
13+ place	865	914	926	812	714	792	771	887	939	880
Three + -engine	80	87	83	83	73	90	96	114	111	100
Turbojet—Total	**4,772**	**5,012**	**5,659**	**5,090**	**4,708**	**5,221**	**5,290**	**5,216**	**5,624**	**5,520**
Single-engine	181	185	190	202	182	226	262	285	301	334
Two-engine	3,948	4,205	4,682	4,224	4,155	4,408	4,550	4,503	4,750	4,780
1-12 Place	2,743	2,920	3,337	3,308	3,204	3,262	3,319	3,343	3,403	3,575
13+ place	1,205	1,285	1,345	916	951	1,146	1,231	1,160	1,347	1,205
Three + - engine	643	622	787	664	371	587	478	428	573	406
Rotorcraft—Total	**10,287**	**10,364**	**10,305**	**10,361**	**10,145**	**10,437**	**10,620**	**10,811**	**10,834**	**11,058**
Piston-powered	5,515	5,574	5,610	5,603	5,625	5,764	5,910	5,967	6,042	6,174
Turbine	4,772	4,790	4,695	4,758	4,520	4,673	4,710	4,844	4,792	4,884
Other—Total	**8,264**	**8,821**	**9,368**	**9,741**	**9,989**	**10,390**	**10,679**	**10,867**	**11,201**	**11,500**

TABLE 3.2
U.S. REGISTERD GENERAL AVIATION AIRCRAFT PER 1,000 SQUARE MILES AND PER 10,000 POPULATION BY FAA REGION AND STATE DECEMBER 31, 1993

FAA Region and State	Total Registered Aircraft	State Area Sq.Miles	Aircraft Per 1,000 Sq Miles	Estimated July Population (000)	Aircraft Per 10,000 Population
Total	**271,424**	**N/A**	**N/A**	**N/A**	**N/A**
United States Total*	**269,927**	**3,615,125**	**74.7**	**257,904**	**10.5**
Alaskan Region—Total	**9,100**	**586,412**	**15.5**	**599**	**151.9**
Alaska	9,100	586,412	15.5	599	151.9
Central—Total	**15,664**	**285,467**	**54.9**	**12,186**	**12.9**
Iowa	3,398	56,290	60.4	2,814	12.1
Kansas	4,430	82,264	53.9	2,531	17.5
Missouri	5,486	69,686	78.7	5,234	10.5
Nebraska	2,350	77,227	30.4	1,607	14.6
Eastern—Total	**33,249**	**180,445**	**184.3**	**52,678**	**6.3**
Delaware	3,861	2,057	1,877.0	700	55.2
District of Columbia	477	67	7,119.4	578	8.3
Maryland	3,178	10,577	300.5	4,965	6.4
New Jersey	4,630	7,837	590.8	7,879	5.9
New York	8,155	49,576	164.5	18,197	4.5
Pennsylvania	7,625	45,333	168.2	12,048	6.3
Virginia	4,106	40,817	100.6	6,491	6.3
West Virginia	1,217	24,181	50.3	1,820	6.7
Great Lakes—Total	**46,980**	**480,063**	**97.9**	**48,884**	**9.6**
Illinois	9,162	56,400	162.4	11,697	7.8
Indiana	4,709	36,291	129.8	5,713	8.2
Michigan	8,570	58,216	147.2	9,478	9.0
Minnesota	6,303	84,068	75.0	4,517	14.0
North Dakota	1,958	70,665	27.7	635	30.8
Ohio	9,054	41,222	219.6	11,091	8.2
South Dakota	1,726	77,047	22.4	715	24.1
Wisconsin	5,498	56,154	97.9	5,038	10.9
New England—Total	**10,698**	**66,608**	**160.6**	**13,229**	**8.1**
Connecticut	2,337	5,009	466.6	3,277	7.1
Maine	1,545	33,215	46.5	1,239	12.5
Massachusetts	3,626	8,257	439.1	6,012	6.0
New Hampshire	1,974	9,304	212.2	1,125	17.5
Rhode Island	448	1,214	369.0	1,000	4.5
Vermont	768	9,609	79.9	576	13.3
Northwest Mountain—Total	**30,070**	**682,945**	**44.0**	**16,121**	**18.7**
Colorado	5,637	104,247	54.1	3,566	15.8
Idaho	2,707	83,557	32.4	1,099	24.6
Montana	2,827	147,138	19.2	839	33.7
Oregon	7,045	96,981	72.6	3,032	23.2
Utah	1,957	84,916	23.0	1,860	10.5
Washington	8,711	68,192	127.7	5,255	16.6
Wyoming	1,186	97,914	12.1	470	25.2
Southern—Total	**44,636**	**383,042**	**116.5**	**46,902**	**9.5**
Alabama	4,327	51,609	83.8	4,187	10.3
Florida	17,166	58,560	293.1	13,679	12.5
Georgia	6,016	58,876	102.2	6,917	8.7
Kentucky	2,069	40,396	51.2	3,789	5.5
Mississippi	2,343	47,716	49.1	2,643	8.9
North Carolina	6,078	52,586	115.6	6,945	8.8
South Carolina	2,323	31,055	74.8	3,643	6.4
Tennessee	4,314	42,244	102.1	5,099	8.5

TABLE 3.2—Continued
U.S. REGISTERD GENERAL AVIATION AIRCRAFT PER 1,000 SQUARE MILES AND PER 10,000 POPULATION BY FAA REGION AND STATE DECEMBER 31, 1993

FAA Region and State	Total Registered Aircraft	State Area Sq.Miles	Aircraft Per 1,000 Sq Miles	Estimated July Population (000)	Aircraft Per 10,000 Population
Southwest—Total	**35,270**	**560,550**	**62.9**	**29,597**	**11.9**
Arkansas	3,187	53,104	60.0	2,424	13.1
Lousiana	3,704	48,523	76.3	4,295	8.6
New Mexico	2,974	121,666	24.4	1,616	18.4
Oklahoma	4,897	69,919	70.0	3,231	15.2
Texas	20,508	267,338	76.7	18,031	11.4
Western Pacific —Total	**44,260**	**389,592**	**113.6**	**37,708**	**11.7**
Arizona	6,441	113,909	56.5	3,936	16.4
California	33,837	158,693	213.2	31,211	10.8
Hawaii	802	6,450	124.3	1,172	6.8
Nevada	3,180	110,540	28.8	1,389	22.9
Outside U.S.—Total	**1,497**	**N/A**	**N/A**	**N/A**	**N/A**
Puerto Rico	579	—	—	—	—
Virgin Islands	181	—	—	—	—
U.S Territories	50	—	—	—	—
Foreign	687	—	—	—	—

Source: Data for estimated population by state obtained from Bureau of Census. Includes Armed Forces residing in each state.

N/A--Not applicable
* Excludes areas outside of the U.S.

AVERAGE REGISTERED GENERAL AVIATION AIRCRAFT PER 1,000 SQUARE MILES BY STATE

(U.S. AVERAGE=74.7)
December 31, 1993

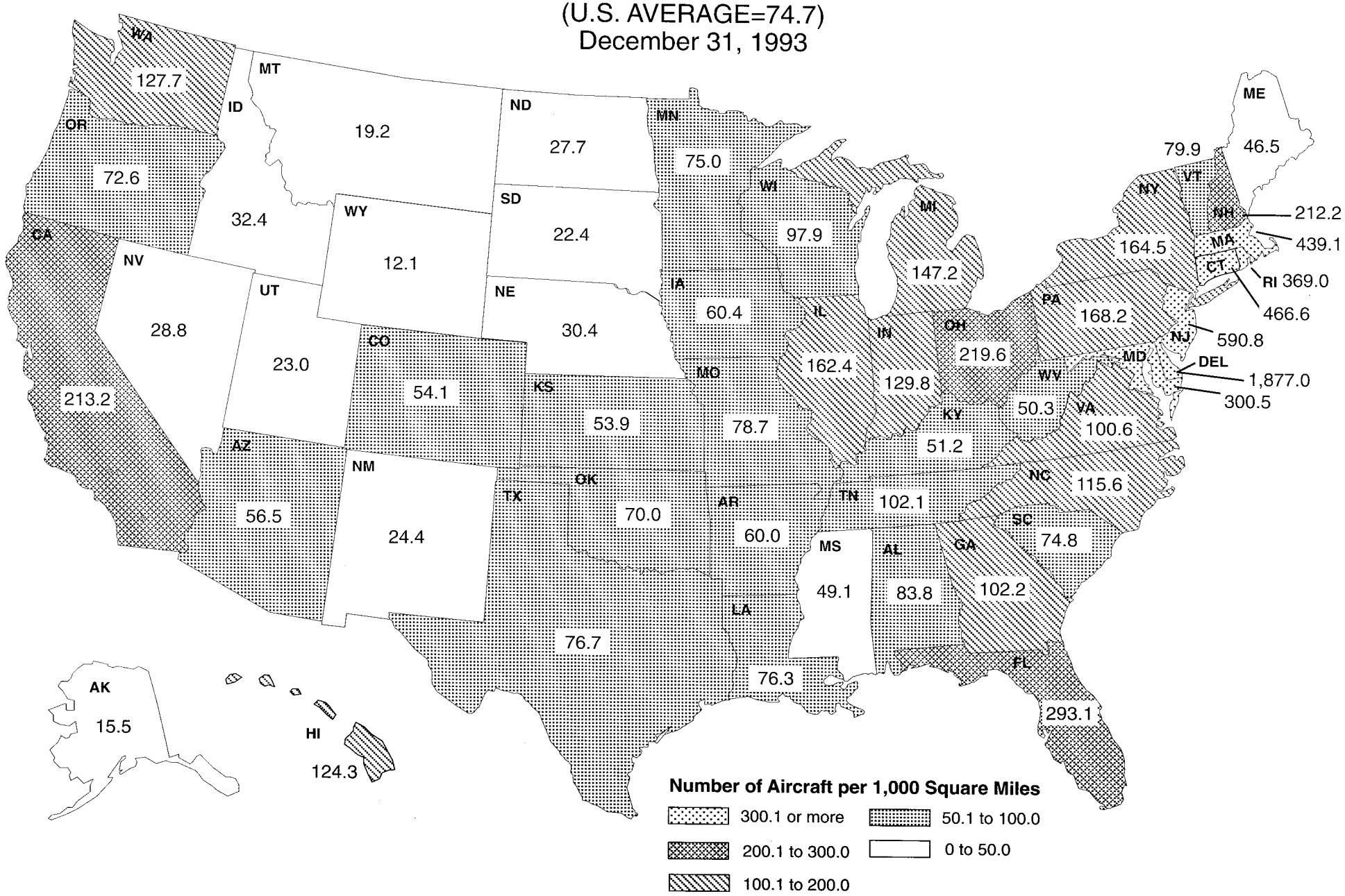

AVERAGE REGISTERED GENERAL AVIATION AIRCRAFT PER 1,000 POPULATION BY STATE

(U.S. AVERAGE=10.5)
December 31, 1993

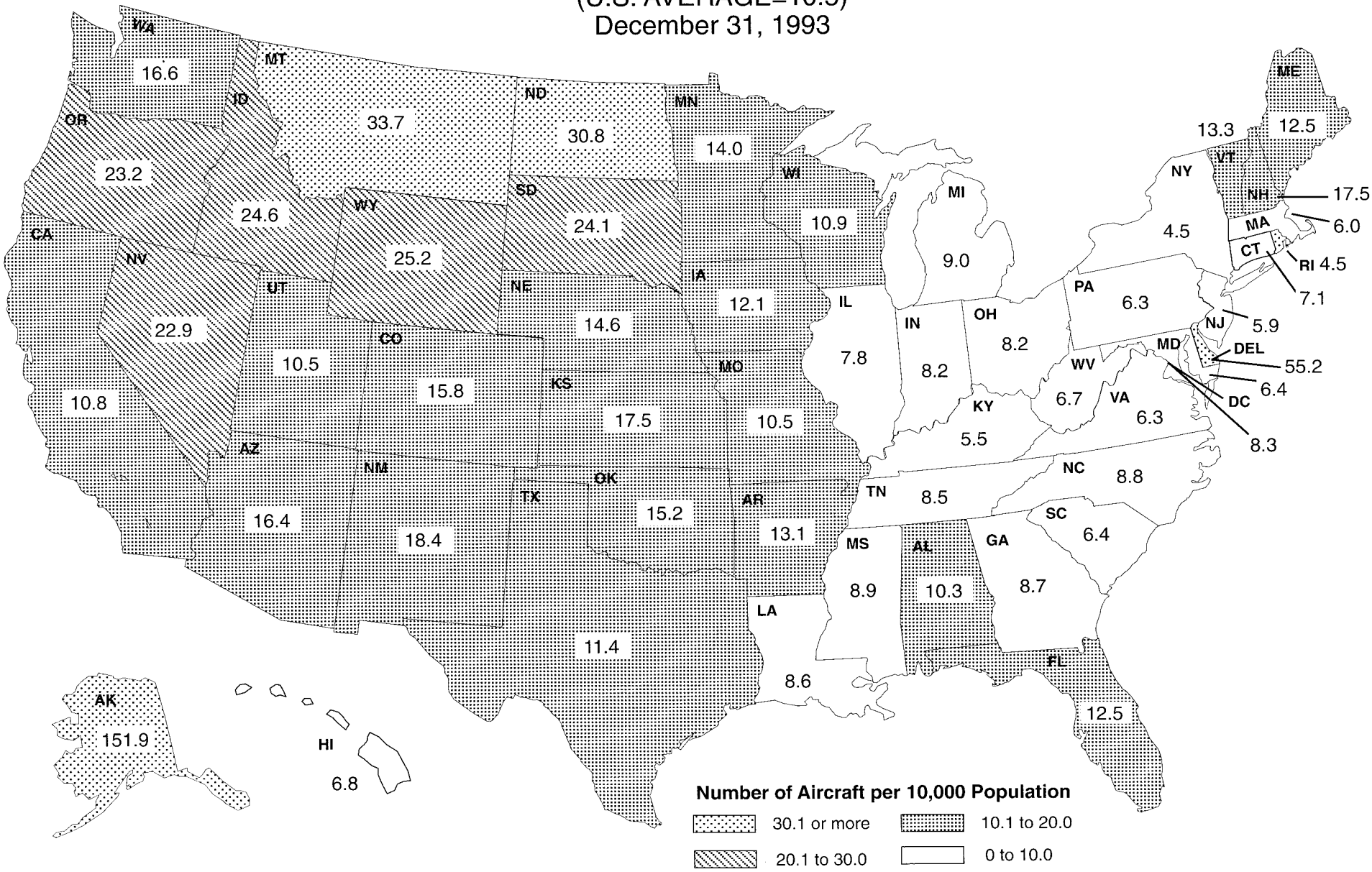

TABLE 3.3
AVERAGE ACTIVE PILOTS PER REGISTERED GENERAL AVIATION AIRCRAFT BY STATE
DECEMBER 31, 1993

FAA Region and State	Total Registered Aircraft	Active Pilots	Pilots Per Aircraft
TOTAL	**271,424**	**665,069**	**N/A**
United States Total*	**269,927**	**636,479**	**2.4**
Alaskan Region—Total	**9,100**	**9,472**	**1.0**
Alaska	9,100	9,472	1.0
Central—Total	**15,664**	**32,395**	**2.1**
Iowa	3,398	6,633	2.0
Kansas	4,430	8,867	2.0
Missouri	5,486	12,146	2.2
Nebraska	2,350	4,749	2.0
Eastern—Total	**33,249**	**84,777**	**2.5**
Delaware	3,861	1,612	0.4
District of Columbia	477	544	1.1
Maryland	3,178	9,435	3.0
New Jersey	4,630	13,105	2.8
New York	8,155	21,244	2.6
Pennsylvania	7,625	20,461	2.7
Virginia	4,106	15,120	3.7
West Virginia	1,217	2,357	1.9
Great Lakes—Total	**46,980**	**108,687**	**2.3**
Illinois	9,162	24,019	2.6
Indiana	4,709	12,051	2.6
Michigan	8,570	18,731	2.2
Minnesota	6,303	16,342	2.6
North Dakota	1,958	3,098	1.6
Ohio	9,054	20,288	2.2
South Dakota	1,726	2,397	1.4
Wisconsin	5,498	11,761	2.1
New England—Total	**10,698**	**29,922**	**2.8**
Connecticut	2,337	7,672	3.3
Maine	1,545	3,626	2.3
Massachusetts	3,626	11,028	3.0
New Hampshire	1,974	4,472	2.3
Rhode Island	448	1,410	3.1
Vermont	768	1,714	2.2
Northwest Mountain—Total	**30,070**	**65,885**	**2.2**
Colorado	5,637	17,049	3.0
Idaho	2,707	4,575	1.7
Montana	2,827	3,831	1.4
Oregon	7,045	10,257	1.5
Utah	1,957	6,165	3.2
Washington	8,711	22,115	2.5
Wyoming	1,186	1,893	1.6
Southern—Total	**44,636**	**117,860**	**2.6**
Alabama	4,327	8,205	1.9
Florida	17,166	47,309	2.8
Georgia	6,016	17,812	3.0
Kentucky	2,069	6,274	3.0
Mississippi	2,343	4,394	1.9
North Carolina	6,078	14,599	2.4
South Carolina	2,323	6,484	2.8
Tennessee	4,314	12,656	2.9

TABLE 3.3—Continued
AVERAGE ACTIVE PILOTS PER REGISTERED GENERAL AVIATION AIRCRAFT BY STATE
DECEMBER 31, 1993

FAA Region and State	Total Registered Aircraft	Active Pilots	Pilots Per Aircraft
Southwest—Total	**35,270**	**76,627**	**2.2**
Arkansas	3,187	5,573	1.7
Lousiana	3,704	7,136	1.9
New Mexico	2,974	4,676	1.6
Oklahoma	4,897	9,956	2.0
Texas	20,508	49,286	2.4
Western Pacific —Total	**44,260**	**110,854**	**2.5**
Arizona	6,441	15,324	2.4
California	33,837	85,972	2.5
Hawaii	802	3,088	3.9
Nevada	3,180	5,703	1.8
Outside U.S.—Total	**1,497**	**28,590**	**N/A**
Puerto Rico	579	1,600	2.8
Virgin Islands	181	297	1.6
U.S Territories	50	242	4.8
Foreign	687	26,451	N/A

N/A--Not applicable
* Excludes areas outside of the U.S.

AVERAGE ACTIVE PILOTS PER REGISTERED GENERAL AVIATION AIRCRAFT BY STATE

(U.S. AVERAGE=2.4)
December 31, 1993

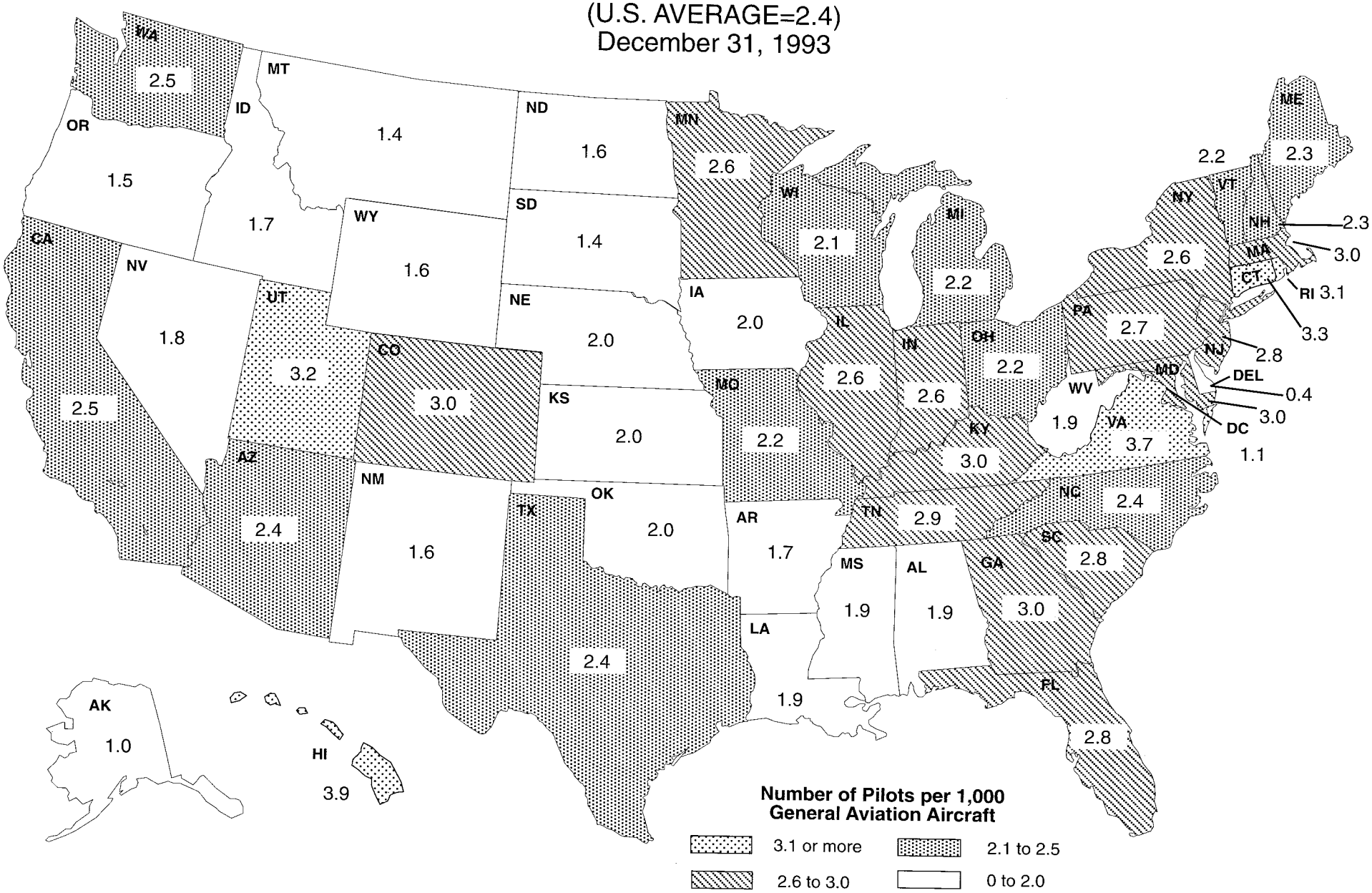

Map 3-per aircraft/DOT Mac

ACTIVE GENERAL AVIATION AIRCRAFT AND HOURS FLOWN

The tables in the rest of this chapter show activity for general aviation aircraft. These data are for the active—flew one or more hours during the year—fleet as opposed to the registered fleet data shown in preceding tables.

General aviation aircraft activity information was obtained using the *General Aviation Activity and Avionics Survey,* which is mailed to the owners of a sample of registered general aviation aircraft. The survey collects data relative to flight hours, airframe hours and the avionics equipment on board the aircraft. In addition, the survey collects information about the number of hours flown under instrument flight rules, fuel consumption rates, and the state where the aircraft is based.

The sample is a scientifically designed random sample which represents all general aviation aircraft registered in the United States.

Because the estimates are derived from a sample—not the total population of aircraft—a certain amount of sampling error is introduced. The user must consider this error along with the estimate itself when making an inference or drawing any conclusions about the aircraft population. Although the exact value of the sample error is unknown, a quantity known as the standard error is used to approximate it. Using the standard error one can develop an interval within which the true population estimate will lie with a known probability. The probability that the true value lies within the interval depends on the width of the interval, i.e., the estimate plus or minus 1, 2, or 3 times the standard error. The table below shows selected interval widths and their corresponding confidence.

Width of Interval	Approximate Confidence That Interval Includes True Value
1 standard error	68%
2 standard errors	95%
3 standard errors	99%

For example, if the estimate for the total number of active piston powered rotorcraft were 2,658 and the standard error was 176, then the 95% confidence interval would be 2,658 + 2(176) or (2,306; 3,010). One would say that there is a 95% chance that the number of active piston powered rotorcraft lies between 2,306 and 3,010.

In some tables the standard error is expressed as a percent. To calculate the standard error multiply the estimate by the percentage. To derive the 95% confidence interval proceed as before. For example, if total hours flown were 35,792 thousand hours and the percentage standard error was 3.0%, the 95% confidence interval would be:

$$35{,}792 + (2 \times 3.0\% \times 35{,}792) =$$
$$35{,}792 + 2{,}148 =$$
$$(33{,}644;\ 37{,}940)$$

The standard error or the percent standard error, is shown for each estimate made for the sample in this chapter.

More detail estimates and a more detailed discussion of the survey and its methodology are available in *General Aviation Activity and Avionics Survey Report.*

TABLE 3.4
ACTIVE GENERAL AVIATION AIRCRAFT BY AIRCRAFT TYPE AND PRIMARY USE: 1992
(Percent standard error is shown in parenthesis)

Aircraft Type	Total	Corporate	Business	Personal	Instructional	Aerial Application	Aerial Observation	Other Work	Commuter Air Carrier	Air Taxi	Other
Fixed-Wing—Total	**170,844**	**8,670**	**28,519**	**101,978**	**14,911**	**4,269**	**4,145**	**1,041**	**795**	**3,761**	**2,755**
	(0.7%)	**(3.9%)**	**(2.9%)**	**(1.0%)**	**(4.4%)**	**(3.2%)**	**(8.9%)**	**(16.4%)**	**(16.9%)**	**(8.1%)**	**(9.2%)**
Piston—Total	**162,117**	**3,293**	**27,512**	**101,680**	**14,787**	**3,987**	**4,078**	**986**	**524**	**2,904**	**2,365**
	(0.7%)	**(9.2%)**	**(3.0%)**	**(1.0%)**	**(4.5%)**	**(3.4%)**	**(9.1%)**	**(17.2%)**	**(23.8%)**	**(10.0%)**	**(10.4%)**
One Engine	143,580	1,080	21,513	95,799	13,638	3,764	3,819	826	194	1,085	1,861
	(0.8%)	(17.9%)	(3.6%)	(1.0%)	(4.7%)	(3.3%)	(9.5%)	(20.0%)	(36.0%)	(18.1%)	(12.2%)
Two Engine	18,451	2,213	5,994	5,864	1,142	205	257	160	330	1,819	467
	(1.7%)	(10.6%)	(5.4%)	(5.4%)	(13.9%)	(24.8%)	(28.0%)	(22.7%)	(21.3%)	(11.7%)	(20.4%)
Other Piston	86	0	4	17	7	18	2	0	0	0	37
	(17.7%)	(0.0%)	(0.0%)	(25.1%)	(32.9%)	(18.1%)	(87.9%)	(0.0%)	(0.0%)	(0.0%)	(13.2%)
Turboprop—Total	**4,704**	**2,470**	**607**	**215**	**105**	**269**	**54**	**55**	**228**	**525**	**176**
	(3.1%)	**(4.8%)**	**(14.6%)**	**(23.7%)**	**(38.0%)**	**(5.2%)**	**(45.7%)**	**(31.1%)**	**(17.7%)**	**(14.4%)**	**(20.8%)**
Two Engine	4,094	2,448	570	157	73	0	22	53	209	436	126
	(3.5%)	(4.8%)	(15.2%)	(30.6%)	(52.4%)	(0.0%)	(100.3%)	(31.6%)	(18.2%)	(16.7%)	(26.2%)
Other Turboprop	610	22	37	58	32	269	32	1	19	90	51
	(3.0%)	(67.9%)	(47.0%)	(28.9%)	(34.7%)	(5.2%)	(34.6%)	(173.7%)	(69.8%)	(24.0%)	(32.2%)
Turbojet—Total	**4,022**	**2,907**	**400**	**83**	**19**	**12**	**13**	**0**	**43**	**332**	**213**
	(2.4%)	**(3.4%)**	**(19.4%)**	**(38.0%)**	**(43.7%)**	**(123.9%)**	**(61.4%)**	**(0.0%)**	**(69.1%)**	**(18.4%)**	**(21.0%)**
Two Engine	3,790	2,781	396	54	19	12	3	0	43	332	151
	(2.3%)	(3.5%)	(19.6%)	(55.7%)	(43.7%)	(123.9%)	(129.0%)	(0.0%)	(69.1%)	(18.4%)	(28.6%)
Other Turbojet	232	126	4	29	0	0	10	0	0	0	63
	(15.3%)	(7.5%)	(98.4%)	(33.6%)	(0.0%)	(0.0%)	(69.9%)	(0.0%)	(0.0%)	(0.0%)	(19.3%)
Rotorcraft—Total	**5,753**	**532**	**347**	**819**	**535**	**786**	**1,220**	**259**	**17**	**863**	**376**
	(3.8%)	**(20.3%)**	**(24.8%)**	**(11.3%)**	**(18.0%)**	**(15.5%)**	**(12.3%)**	**(31.7%)**	**(149.2%)**	**(14.8%)**	**(22.2%)**
Piston	2,211	16	150	677	444	305	440	66	0	44	69
	(7.7%)	(128.0%)	(38.3%)	(11.2%)	(18.0%)	(18.6%)	(15.8%)	(48.2%)	(0.0%)	(70.4%)	(16.5%)
Turbine	3,542	515	198	142	92	481	780	193	17	819	306
	(3.9%)	(20.5%)	(32.5%)	(37.0%)	(58.4%)	(22.5%)	(17.1%)	(39.3%)	(149.2%)	(15.1%)	(27.0%)
Other—Total	**7,837**	**199**	**76**	**5,952**	**543**	**13**	**228**	**388**	**2**	**24**	**412**
	(1.9%)	**(29.6%)**	**(42.5%)**	**(2.4%)**	**(13.8%)**	**(117.2%)**	**(29.3%)**	**(20.1%)**	**(319.4%)**	**(42.0%)**	**(19.8%)**
Total All Aircraft	**184,434**	**9,400**	**28,942**	**108,749**	**15,990**	**5,067**	**5,593**	**1,689**	**813**	**4,648**	**3,542**
	(0.7%)	**(3.9%)**	**(2.9%)**	**(1.0%)**	**(4.2%)**	**(36.0%)**	**(7.2%)**	**(12.1%)**	**(16.8%)**	**(7.1%)**	**(7.9%)**

NOTE: Columns may not add to totals due to rounding and estimation procedures.

TABLE 3.5
ACTIVE GENERAL AVIATION AIRCRAFT BY AIRCRAFT TYPE 1983–1992
(Percent Standard error is shown in parenthesis)

Aircraft Type	1992	1991	1990 [1]	1989 [1]	1988 [1]	1987 [1]	1986 [1]	1985 [1]	1984	1983
Fixed-Wing—Total	**170,844**	**184,620**	**184.5**	**190.8**	**183.8**	**190.5**	**192.3**	**184.7**	**207,571**	**200,831**
	(0.7%)	**(0.7%)**	**(0.5%)**	**(0.5%)**	**(0.6%)**	**(0.5%)**	**(0.5%)**	**(0.6%)**	**(0.5%)**	**(0.7%)**
Piston—Total	**162,117**	**175,347**	**175.2**	**180.8**	**175.0**	**181.5**	**182.5**	**175.6**	**197,442**	**191,480**
	(7.0%)	**(0.7%)**	**(0.6%)**	**(0.5%)**	**(0.6%)**	**(0.5%)**	**(0.6%)**	**(0.6%)**	**(0.5%)**	**(0.7%)**
One Engine	143,580	154,102	154.0	158.9	153.7	159.7	160.3	153.4	171,922	166,247
	(0.8%)	(0.8%)	(0.6%)	(0.6%)	(0.6%)	(0.6%)	(0.6%)	(0.7%)	(0.5%)	(0.8%)
Two Engine	18,451	21,119	21.1	21.8	21.2	21.7	22.1	22.1	25,258	24,910
	(1.7%)	(1.7%)	(1.3%)	(1.2%)	(1.4%)	(1.3%)	(1.6%)	(1.5%)	(1.2%)	(1.4%)
Other Piston	86	127	0.1	0.1	0.1	0.1	0.1	0.1	262	143
	(17.7%)	(22.2%)	(30.0%)	(33.8%)	(21.7%)	(25.0%)	(24.3%)	(20.9%)	(13.4%)	(9.8%)
Turboprop—Total	**4,704**	**4,920**	**5.3**	**5.9**	**4.9**	**4.9**	**5.6**	**5.0**	**5,809**	**5,453**
	(3.1%)	**(2.7%)**	**(1.8%)**	**(1.5%)**	**(1.7%)**	**(1.9%)**	**(1.9%)**	**(2.1%)**	**(1.0%)**	**(1.7%)**
Two Engine	4,094	4,398	4.9	5.7	4.7	4.7	5.4	4.9	5,633	5,311
	(3.5%)	(3.0%)	(1.8%)	(1.5%)	(1.8%)	(1.9%)	(1.9%)	(2.1%)	(1.0%)	(1.6%)
Other Turboprop	610	522	0.4	0.2	0.2	0.2	0.2	0.1	176	142
	(3.0%)	(2.4%)	(7.0%)	(14.2%)	(7.1%)	(8.9%)	(16.2%)	(7.8%)	(8.5%)	(26.8%)
Turbojet—Total	**4,022**	**4,353**	**4.1**	**4.1**	**3.9**	**4.0**	**4.2**	**4.1**	**4,320**	**3,898**
	(2.4%)	**(2.0%)**	**(2.0%)**	**(1.5%)**	**(2.0%)**	**(1.5%)**	**(2.2%)**	**(1.7%)**	**(1.6%)**	**(3.3%)**
Two Engine	3,790	4,066	3.7	3.7	3.6	3.6	3.8	3.6	3,780	3,447
	(2.3%)	(1.9%)	(2.0%)	(1.4%)	(2.1%)	(1.6%)	(1.6%)	(1.7%)	(1.3%)	(2.7%)
Other Turbojet	232	286	0.4	0.4	0.3	0.4	0.4	0.5	540	451
	(15.3%)	(14.4%)	(8.2%)	(8.2%)	(5.5%)	(5.0%)	(16.2%)	(7.2%)	(26.9%)	(20.2%)
Rotorcraft—Total	**5,753**	**6,292**	**6.9**	**7.0**	**6.0**	**5.9**	**6.5**	**6.0**	**7,096**	**6,540**
	(3.8%)	**(3.5%)**	**(3.0%)**	**(0.6%)**	**(3.6%)**	**(3.2%)**	**(3.1%)**	**(4.0%)**	**(3.1%)**	**(3.7%)**
Piston	2,211	2,470	3.2	3.0	2.4	2.6	2.7	2.7	2,936	2,541
	(7.7%)	(7.6%)	(5.3%)	(1.2%)	(7.9%)	(5.0%)	(6.0%)	(7.0%)	(6.3%)	(7.5%)
Turbine	3,542	3,822	3.7	4.0	3.6	3.3	3.8	3.3	4,160	3,998
	(3.9%)	(2.9%)	(3.1%)	(0.4%)	(2.7%)	(4.2%)	(3.1%)	(4.5%)	(2.8%)	(3.8%)
Other—Total	**7,837**	**7,563**	**6.6**	**7.2**	**6.4**	**6.3**	**6.5**	**5.8**	**6,275**	**5,923**
	(1.9%)	**(2.9%)**	**(3.0%)**	**(2.4%)**	**(4.1%)**	**(3.4%)**	**(3.0%)**	**(3.3%)**	**(2.7%)**	**(3.5%)**
Total All Aircraft	**184,434**	**198,475**	**198.0**	**205.0**	**196.2**	**202.7**	**205.3**	**196.5**	**220,943**	**213,293**
	(0.7%)	**(0.7%)**	**(0.5%)**	**(0.5%)**	**(0.5%)**	**(0.5%)**	**(0.5%)**	**(0.6%)**	**(0.5%)**	**(0.6%)**

[1] Revised to correct for nonresponse bias
NOTE: Columns may not add to totals due to rounding and estimation procedures.

TABLE 3.6
ACTIVE GENERAL AVIATION AIRCRAFT
BY PRIMARY USE
1983–1992
(Aircraft in Thousands)

Use Category	1992	1991	1990 [1]	1989 [1]	1988 [1]	1987 [1]	1986 [1]	1985 [1]	1984	1983
Corporate	9.4	10.0	10.1	11.5	10.2	11.1	11.3	12.7	16.7	17.1
Business	28.9	31.6	33.1	35.0	32.6	37.3	40.8	42.5	47.1	45.0
Personal	108.7	115.1	112.6	116.4	114.4	115.3	112.2	96.2	105.3	101.5
Instructional	16.0	17.9	18.6	16.6	15.6	14.7	14.8	13.4	15.3	15.4
Aerial Application	5.1	7.0	6.2	6.6	6.6	6.1	6.6	6.8	7.3	7.1
Aerial Observation	5.6	5.1	4.9	5.4	4.4	4.5	4.4	4.2	5.2	4.0
Other Work	1.7	1.7	1.4	2.0	1.7	1.5	1.2	1.5	1.3	2.4
Commuter Air Taxi	0.8	0.7	1.2	1.3	0.9	0.9	1.6	0.8	1.2	1.5
Air Taxi	4.7	5.5	5.8	6.6	6.0	5.8	7.1	6.0	7.3	6.9
Other	3.5	3.9	4.1	3.6	3.8	5.5	5.3	5.0	4.8	7.7
Rental	N/A	N/A	N/A	N/A	N/A	N/A	N/A	7.4	9.4	4.8
Total	**184.4**	**198.5**	**198.0**	**205.0**	**196.2**	**202.7**	**205.3**	**196.5**	**220.9**	**213.3**

[1] Revised to reflect effects of nonresponse.
N/A Rental Hours no longer collected as separate use category.
NOTE: Columns may not add to totals due to rounding and estimation procedures.

TABLE 3.7
ACTIVE GENERAL AVIATION AIRCRAFT TOTAL HOURS FLOWN, BY AIRCRAFT TYPE AND PRIMARY USE: 1992
(Percent standard error is shown in parenthesis)

Aircraft Type	Total	Corporate	Business	Personal	Instructional	Aerial Application	Aerial Observation	Other Work	Commuter Air Carrier	Air Taxi	Other
Fixed-Wing—Total	**23,800,912**	**2,066,913**	**3,462,537**	**8,297,385**	**5,100,909**	**1,009,874**	**1,101,549**	**212,510**	**676,420**	**1,315,660**	**265,641**
	(1.7%)	**(4.7%)**	**(3.7%)**	**(1.9%)**	**(5.8%)**	**(5.6%)**	**(12.2%)**	**(18.5%)**	**(18.3%)**	**(9.8%)**	**(12.9%)**
Piston—Total	**21,250,908**	**591,999**	**3,276,806**	**8,266,048**	**5,079,278**	**869,206**	**1,084,651**	**194,186**	**406,590**	**1,040,919**	**210,997**
	(1.9%)	**(11.1%)**	**(3.8%)**	**(1.9%)**	**(5.8%)**	**(6.1%)**	**(12.3%)**	**(19.9%)**	**(27.5%)**	**(11.7%)**	**(15.1%)**
One Engine	18,074,428	140,520	2,518,141	7,706,038	4,731,819	838,181	1,014,904	175,145	113,563	464,447	180,836
	(2.1%)	(22.1%)	(4.5%)	(1.9%)	(6.1%)	(6.3%)	(12.9%)	(22.8%)	(53.6%)	(21.0%)	(17.4%)
Two Engine	3,172,046	451,478	757,753	559,872	347,459	29,994	69,746	19,040	293,027	576,472	28,966
	(3.9%)	(13.1%)	(6.8%)	(6.7%)	(16.6%)	(27.4%)	(28.7%)	(22.9%)	(32.6%)	(12.6%)	(22.2%)
Other Piston	4,432	0	912	139	0	1,031	0	0	0	0	1,195
	(22.6%)	(0.0%)	(84.5%)	(25.1%)	(0.0%)	(19.8%)	(0.0%)	(0.0%)	(0.0%)	(0.0%)	(30.5%)
Turboprop—Total	**1,477,709**	**604,637**	**113,597**	**23,123**	**21,383**	**140,669**	**16,458**	**18,325**	**260,319**	**199,954**	**32,217**
	(5.7%)	**(6.8%)**	**(16.8%)**	**(25.7%)**	**(59.3%)**	**(13.0%)**	**(55.4%)**	**(29.8%)**	**(18.4%)**	**(18.1%)**	**(24.5%)**
Two Engine	1,237,576	600,186	108,181	19,343	16,251	0	3,951	17,823	250,105	149,850	29,120
	(6.5%)	(6.8%)	(17.7%)	(32.9%)	(148.8%)	(0.0%)	(106.4%)	(30.1%)	(19.4%)	(20.9%)	(42.4%)
Other Turboprop	240,133	4,451	5,416	3,780	5,132	140,669	12,506	502	10,214	50,104	3,097
	(10.2%)	(66.1%)	(48.2%)	(30.6%)	(62.2%)	(13.0%)	(38.1%)	(173.7%)	(70.9%)	(29.2%)	(52.9%)
Turbojet—Total	**1,072,293**	**870,277**	**72,135**	**8,214**	**248**	**0**	**441**	**0**	**9,511**	**74,787**	**22,427**
	(4.2%)	**(4.7%)**	**(22.7%)**	**(48.4%)**	**(48.0%)**	**(0.0%)**	**(272.0%)**	**(0.0%)**	**(610.5%)**	**(23.0%)**	**(22.1%)**
Two Engine	1,030,381	838,314	71,025	7,259	248	0	441	0	9,511	74,787	21,325
	(4.3%)	(4.9%)	(22.9%)	(63.3%)	(48.0%)	(0.0%)	(129.4%)	(0.0%)	(61.5%)	(23.0%)	(37.5%)
Other Turbojet	41,912	31,963	1,109	955	0	0	0	0	0	0	1,102
	(16.4%)	(11.1%)	(119.7%)	(37.3%)	(0.0%)	(0.0%)	(0.0%)	(0.0%)	(0.0%)	(0.0%)	(27.4%)
Rotorcraft—Total	**2,282,703**	**158,704**	**71,193**	**44,862**	**165,213**	**285,772**	**610,301**	**108,065**	**16,135**	**692,261**	**76,856**
	(6.6%)	**(25.5%)**	**(24.1%)**	**(12.1%)**	**(20.5%)**	**(15.6%)**	**(16.0%)**	**(37.7%)**	**(148.2%)**	**(18.2%)**	**(17.8%)**
Piston	416,376	1,013	13,980	26,404	145,450	73,102	92,982	6,133	0	27,426	4,690
	(12.4%)	(175.7%)	(37.1%)	(12.6%)	(21.1%)	(21.7%)	(21.9%)	(41.9%)	(0.0%)	(69.7%)	(17.7%)
Turbine	1,866,327	157,690	57,213	18,458	19,764	212,671	517,319	101,932	16,135	664,835	72,167
	(7.6%)	(25.7%)	(33.4%)	(42.3%)	(60.1%)	(21.8%)	(20.6%)	(47.4%)	(148.2%)	(18.8%)	(20.4%)
Other—Total	**409,872**	**36,518**	**2,939**	**249,528**	**74,172**	**0**	**17,830**	**22,785**	**34**	**881**	**15,748**
	(6.0%)	**(57.0%)**	**(51.0%)**	**(5.6%)**	**(15.4%)**	**(0.0%)**	**(24.1%)**	**(24.4%)**	**(319.4%)**	**(56.9%)**	**(26.3%)**
Total All Aircraft	**26,493,480**	**2,262,134**	**3,536,669**	**8,591,779**	**5,340,294**	**1,295,646**	**1,729,679**	**343,360**	**692,589**	**2,008,801**	**358,245**
	(1.6%)	**(4.8%)**	**(3.6%)**	**(1.8%)**	**(5.5%)**	**(5.2%)**	**(9.5%)**	**(14.2%)**	**(18.1%)**	**(8.7%)**	**(10.4%)**

TABLE 3.8
ACTIVE GENERAL AVIATION AIRCRAFT
TOTAL HOURS FLOWN
BY AIRCRAFT TYPE 1983–1992

(Hours in Thousands)

(Percent Standard error is shown in parenthesis)

Aircraft Type	1992	1991	1990 [1]	1989 [1]	1988 [1]	1987 [1]	1986 [1]	1985 [1]	1984	1983
Fixed-Wing —Total	**23,801**	**26,851**	**29,546**	**29,327**	**28,040**	**28,391**	**28,994**	**29,085**	**33,265**	**32,558**
	(1.7%)	**(1.9%)**	**(1.8%)**	**(1.7%)**	**(1.8%)**	**(1.7%)**	**(1.7%)**	**(1.7%)**	**(2.1%)**	**(2.1%)**
Piston—Total	**21,251**	**24,102**	**25,832**	**24,907**	**24,291**	**24,969**	**24,805**	**25,666**	**29,194**	**28,911**
	(1.9%)	**(2.1%)**	**(2.0%)**	**(1.9%)**	**(2.0%)**	**(1.9%)**	**(1.9%)**	**(1.9%)**	**(1.8%)**	**(2.3%)**
One Engine	18,074	20,540	21,883	20,600	20,326	20,446	20,260	21,102	23,506	23,149
	(2.1%)	(2.3%)	(2.2%)	(2.2%)	(2.2%)	(2.0%)	(2.1%)	(2.1%)	(2.1%)	(2.6%)
Two Engine	3,172	3,555	3,897	4,292	3,943	4,509	4,535	4,539	5,585	5,730
	(3.9%)	(4.1%)	(3.8%)	(3.3%)	(4.1%)	(5.2%)	(4.6%)	(4.1%)	(3.6%)	(5.3%)
Other Piston	4	7	53	16	20	14	10	24	102	32
	(22.6%)	(33.5%)	(48.7%)	(67.3%)	(44.5%)	(33.3%)	(45.5%)	(34.6%)	(29.4%)	(31.2%)
Turboprop—Total	**1,478**	**1,513**	**2,319**	**2,892**	**2,195**	**2,010**	**2,661**	**1,921**	**2,506**	**2,173**
	(5.7%)	**(5.3%)**	**(6.4%)**	**(5.0%)**	**(5.0%)**	**(5.0%)**	**(5.1%)**	**(4.6%)**	**(4.7%)**	**(7.1%)**
Two Engine	1,238	1,359	2,162	2,776	2,117	1,841	2,583	1,862	2,452	2,090
	(6.5%)	(5.8%)	(6.8%)	(5.2%)	(5.1%)	(5.0%)	(5.3%)	(4.8%)	(4.7%)	(7.2%)
Other Turboprop	240	154	157	116	78	169	78	59	54	83
	(10.2%)	(12.8%)	(10.9%)	(16.6%)	(14.9%)	(24.6%)	(14.1%)	(10.9%)	(25.9%)	(37.3%)
Turbojet—Total	**1,072**	**1,236**	**1,396**	**1,527**	**1,554**	**1,411**	**1,527**	**1,498**	**1,566**	**1,473**
	(4.2%)	**(4.5%)**	**(4.1%)**	**(3.7%)**	**(4.4%)**	**(3.9%)**	**(4.7%)**	**(4.4%)**	**(4.7%)**	**(6.6%)**
Two Engine	1,030	1,183	1,279	1,424	1,434	1,312	1,446	1,349	1,328	1,350
	(4.3%)	(4.7%)	(4.3%)	(3.9%)	(4.7%)	(4.2%)	(4.9%)	(4.8%)	(5.0%)	(6.8%)
Other Turbojet	42	54	117	103	120	99	90	149	237	124
	(16.4%)	(15.1%)	(12.2%)	(12.2%)	(10.9%)	(10.3%)	(19.4%)	(10.6%)	(13.9%)	(25.0%)
Rotorcraft—Total	**2,283**	**2,757**	**2,209**	**2,610**	**2,507**	**2,108**	**2,424**	**1,990**	**2,495**	**2,271**
	(6.6%)	**(7.5%)**	**(5.9%)**	**(0.9%)**	**(6.5%)**	**(7.4%)**	**(6.7%)**	**(7.7%)**	**(5.5%)**	**(7.0%)**
Piston	416	585	716	692	533	602	742	521	592	572
	(12.4%)	(12.0%)	(10.2%)	(2.1%)	(11.6%)	(9.2%)	(12.8%)	(15.1%)	(11.3%)	(8.6%)
Turbine	1,866	2,172	1,493	1,918	1,974	1,506	1,682	1,468	1,903	1,700
	(7.6%)	(9.0%)	(7.2%)	(0.9%)	(7.6%)	(9.6%)	(7.7%)	(8.9%)	(6.4%)	(8.9%)
Other—Total	**410**	**459**	**341**	**396**	**568**	**384**	**364**	**382**	**358**	**420**
	(6.0%)	**(8.9%)**	**(7.0%)**	**(7.4%)**	**(24.2%)**	**(6.0%)**	**(7.6%)**	**(8.2%)**	**(6.7%)**	**(11.7%)**
Total All Aircraft	**26,493**	**30,067**	**32,096**	**32,332**	**31,114**	**30,883**	**31,782**	**31,456**	**36,119**	**35,249**
	(1.6%)	**(1.8%)**	**(1.7%)**	**(1.6%)**	**(1.7%)**	**(1.7%)**	**(1.6%)**	**(1.6%)**	**(1.6%)**	**(2.0%)**

[1] Revised to correct for nonresponse bias

NOTE: Columns may not add to totals due to rounding and estimation procedures.

TABLE 3.9
ACTIVE GENERAL AVIATION AIRCRAFT TOTAL HOURS FLOWN BY PRIMARY USE
1983–1992
(Hours in Thousands)

Use Category	1992	1991	1990 [1]	1989 [1]	1988 [1]	1987 [1]	1986 [1]	1985 [1]	1984	1983
Corporate	2,262	2,617	2,913	3,453	3,472	3,143	3,491	3,857	4,773	5,241
Business	3,537	4,154	4,417	4,330	4,594	5,276	5,444	6,034	6,635	5,956
Personal	8,592	9,685	9,276	9,537	10,015	9,961	9,324	7,750	8,417	8,477
Instructional	5,340	6,141	7,244	5,993	4,917	4,529	4,319	3,938	4,553	4,864
Aerial Application	1,296	1,911	1,872	1,868	1,842	1,538	1,833	2,002	2,008	1,762
Aerial Observation	1,730	1,797	1,745	1,719	1,308	1,304	1,496	1,214	1,314	1,137
Other Work	343	471	572	517	525	350	298	317	312	642
Commuter Air Taxi	693	570	1,333	1,392	1,036	1,255	2,018	623	1,504	1,602
Air Taxi	2,009	2,241	2,249	3,020	2,632	2,657	2,690	2,570	3,019	2,528
Other	358	473	475	507	774	871	868	767	729	2,384
Rental	N/A	N/A	N/A	N/A	N/A	N/A	N/A	2,385	2,854	553
Total	**26,493**	**30,067**	**32,096**	**32,332**	**31,114**	**30,883**	**31,782**	**31,456**	**36,119**	**35,146**

[1] Revised to reflect effects of nonresponse.
N/A Rental Hours no longer collected as separate use category.
NOTE: Columns may not add to totals due to rounding and estimation procedures.

TABLE 3.10
ACTIVE GENERAL AVIATION AIRCRAFT
AVERAGE HOURS FLOWN
BY AIRCRAFT TYPE 1983–1992

(Percent Standard error is shown in parenthesis)

Aircraft Type	1992	1991	1990 [1]	1989 [1]	1988 [1]	1987 [1]	1986 [1]	1985 [1]	1984	1983
Fixed-Wing —Total	**136.7**	**143.8**	**160.1**	**153.7**	**152.6**	**149.0**	**150.8**	**157.5**	**156.0**	**160.9**
	(1.8%)	**(1.9%)**	**(1.8%)**	**(1.7%)**	**(1.8%)**	**(1.7%)**	**(1.7%)**	**(1.7%)**	**(1.7%)**	**(2.1%)**
Piston—Total	**130.4**	**137.5**	**147.4**	**137.8**	**138.8**	**137.6**	**135.9**	**146.2**	**147.1**	**150.6**
	(2.0%)	**(2.0%)**	**(1.9%)**	**(1.9%)**	**(1.9%)**	**(1.8%)**	**(1.8%)**	**(1.8%)**	**(1.8%)**	**(2.3%)**
One Engine	126.1	134.2	142.1	129.6	132.2	128.0	126.4	137.6	137.0	139.0
	(2.2%)	(2.2%)	(2.2%)	(2.2%)	(2.2%)	(2.0%)	(2.0%)	(2.0%)	(2.0%)	(2.5%)
Two Engine	170.3	167.0	184.7	196.9	186.0	207.8	205.2	205.4	218.0	230.0
	(3.9%)	(3.8%)	(3.8%)	(3.1%)	(3.5%)	(5.1%)	(4.4%)	(3.8%)	(3.2%)	(5.2%)
Other Piston	49.6	41.3	526.4	157.0	203.8	138.5	101.6	240.1	433.0	240.0
	(26.5%)	(26.1%)	(30.6%)	(24.9%)	(42.2%)	(22.7%)	(45.4%)	(27.0%)	(24.8%)	(13.4%)
Turboprop—Total	**314.1**	**307.7**	**437.5**	**490.2**	**448.0**	**410.3**	**475.3**	**384.2**	**414.2**	**389.4**
	(4.8%)	**(4.3%)**	**(4.4%)**	**(4.3%)**	**(4.5%)**	**(4.7%)**	**(4.5%)**	**(4.2%)**	**(4.4%)**	**(6.3%)**
Two Engine	301.2	311.9	441.2	487.0	450.5	391.8	478.3	379.9	416.0	386.0
	(5.5%)	(4.5%)	(4.7%)	(4.4%)	(4.6%)	(4.7%)	(4.6%)	(4.4%)	(4.5%)	(6.5%)
Other Turboprop	381.6	279.2	392.5	581.8	389.0	845.0	392.5	591.0	339.0	578.0
	(1.1%)	(14.0%)	(8.3%)	(13.7%)	(16.7%)	(24.5%)	(13.8%)	(6.0%)	(17.2%)	(22.7%)
Turbojet—Total	**270.7**	**289.7**	**340.6**	**372.5**	**398.5**	**352.8**	**363.7**	**365.3**	**353.6**	**382.2**
	3.6	**(4.0%)**	**(3.7%)**	**(3.4%)**	**(3.8%)**	**(3.6%)**	**(4.8%)**	**(4.0%)**	**(4.0%)**	**(5.9%)**
Two Engine	276.9	296.7	345.7	384.9	398.3	364.5	380.6	374.8	348.0	391.0
	(3.7%)	(4.2%)	(4.0%)	(3.6%)	(4.1%)	(3.8%)	(4.8%)	(4.4%)	(4.1%)	(6.2%)
Other Turbojet	180.8	192.0	293.2	258.6	401.4	247.0	226.2	297.4	392.0	273.0
	(13.4%)	(7.5%)	(10.8%)	(11.5%)	(10.4%)	(9.6%)	(28.0%)	(5.8%)	(14.7%)	(14.7%)
Rotorcraft—Total	**381.7**	**451.6**	**320.1**	**372.8**	**417.9**	**357.3**	**372.9**	**331.7**	**343.6**	**350.2**
	(7.8%)	**(7.8%)**	**(5.5%)**	**(0.8%)**	**(6.2%)**	**(7.0%)**	**(6.3%)**	**(6.8%)**	**(5.4%)**	**(6.3%)**
Piston	184.6	233.7	223.7	230.6	222.3	231.6	275.0	192.9	186.0	221.0
	(11.8%)	(9.0%)	(8.9%)	(1.9%)	(9.0%)	(7.8%)	(11.1%)	(12.8%)	(9.7%)	(6.8%)
Turbine	491.3	592.2	403.6	479.5	548.3	456.4	442.5	444.9	468.0	431.0
	(9.1%)	(9.6%)	(6.9%)	(8.0%)	(7.6%)	(9.5%)	(7.6%)	(8.0%)	(6.4%)	(8.0%)
Other—Total	**50.9**	**61.4**	**51.6**	**55.0**	**88.7**	**61.0**	**56.0**	**65.9**	**56.5**	**71.1**
	(8.2%)	**(9.7%)**	**(6.8%)**	**(7.5%)**	**(25.1%)**	**(5.5%)**	**(7.5%)**	**(7.6%)**	**(6.4%)**	**(11.3%)**
Total All Aircraft	**140.4**	**149.1**	**162.1**	**157.7**	**158.6**	**152.4**	**154.8**	**160.1**	**158.1**	**164.0**
	(1.8%)	**(1.8%)**	**(1.7%)**	**(1.6%)**	**(1.7%)**	**(1.6%)**	**(1.6%)**	**(1.6%)**	**(1.6%)**	**(2.0%)**

[1] Revised to correct for nonresponse bias
NOTE: Columns may not add to totals due to rounding and estimation procedures.

TABLE 3.11
ACTIVE GENERAL AVIATION AIRCRAFT AND HOURS FLOWN BY FAA REGION AND STATE OF BASED AIRCRAFT
1992

FAA Region and State	Active Aircraft		Hours Flown	
	Aircraft	Percent Standard Error	Hours (000)	Percent Standard Error
Total	**184,433**	**0.7%**	**26,493**	**1.8%**
Alaskan—Total	**6,082**	**7.8%**	**1,041**	**10.7%**
Central—Total	**10,251**	**6.2%**	**1,364**	**8.2%**
Iowa	2,489	13.1%	314	16.0%
Kansas	2,973	11.7%	390	12.7%
Missouri	3,068	11.6%	466	17.1%
Nebraska	1,721	15.8%	195	17.3%
Eastern—Total	**21,681**	**4.1%**	**2,858**	**5.7%**
Delaware	1,047	19.6%	190	30.6%
District of Columbia	12	150.0%	6	157.2%
Maryland	2,489	12.9%	299	14.8%
New Jersey	3,547	10.8%	547	13.7%
New York	5,615	8.5%	681	11.0%
Pennsylvania	5,398	8.7%	626	9.9%
Virginia	2,609	12.6%	412	17.4%
West Virginia	966	21.6%	96	23.9%
Great Lakes—Total	**32,944**	**3.2%**	**4,217**	**4.1%**
Illinois	6,373	8.0%	879	8.9%
Indiana	3,411	10.9%	438	13.2%
Michigan	6,248	8.0%	718	9.0%
Minnesota	4,517	9.6%	587	11.4%
North Dakota	1,323	18.1%	221	26.6%
Ohio	6,101	8.1%	801	9.0%
South Dakota	1,005	20.5%	124	25.4%
Wisconsin	3,965	10.2%	449	11.6%
New England—Total	**7,248**	**7.5%**	**811**	**9.2%**
Connecticut	1,589	16.2%	211	18.9%
Maine	982	21.6%	102	26.2%
Massachusetts	2,483	13.2%	239	13.1%
New Hampshire	1,385	17.2%	160	23.7%
Rhode Island	322	36.3%	47	46.5%
Vermont	487	28.7%	51	36.0%
Northwest Mountain-total	**19,152**	**4.5%**	**2,392**	**5.8%**
Colorado	3,676	10.3%	526	13.1%
Idaho	1,804	15.5%	232	18.0%
Montana	1,923	15.4%	187	18.3%
Oregon	3,935	10.4%	459	12.4%
Utah	1,264	18.8%	206	20.5%
Washington	5,874	8.4%	708	10.8%
Wyoming	677	25.3%	74	27.8%
Southern-Total	**30,793**	**3.4%**	**4,973**	**4.4%**
Alabama	2,873	12.4%	495	14.1%
Florida	11,753	5.8%	2,160	7.1%
Georgia	4,326	9.8%	654	10.9%
Kentucky	1,472	16.8%	195	21.1%
Mississippi	1,776	15.3%	317	19.7%
North Carolina	3,729	10.6%	447	11.3%
Puerto Rico	370	33.0%	82	28.4%
South Carolina	1,669	15.9%	233	19.1%
Tennessee	2,763	12.2%	345	14.0%

TABLE 3.11—Continued
ACTIVE GENERAL AVIATION AIRCRAFT AND HOURS FLOWN BY FAA REGION AND STATE OF BASED AIRCRAFT
1992

FAA Region and State	Active Aircraft		Hours Flown	
	Aircraft	Percent Standard Error	Hours (000)	Percent Standard Error
Southwest—Total	**24,884**	**3.8%**	**3,926**	**5.1%**
Arkansas	2,469	12.6%	488	13.7%
Louisiana	2,823	11.8%	832	15.4%
New Mexico	2,043	13.6%	262	18.3%
Oklahoma	2,762	12.3%	392	15.9%
Texas	14,787	5.1%	1,952	5.9%
Western-Pacific-Total	**31,394**	**3.3%**	**4,913**	**4.3%**
Arizona	4,355	9.7%	816	12.6%
California	24,909	3.8%	3,617	4.3%
Hawaii	372	31.2%	176	34.5%
Nevada	1,684	15.3%	305	24.7%

NOTE: Column totals may differ from printed totals due to estimation procedures.

APPENDIX A

U.S. REGISTERED CIVIL AIRCRAFT BY MANUFACTURER, MODEL AND SERIES NUMBER OF SEATS AND POWER PLANTS

U.S. REGISTERED CIVIL AIRCRAFT
BY MANUFACTURER AND MODEL—NUMBER OF SEATS
SUMMARY
AS OF DECEMBER 31, 1993

	Aircraft/ Engine Type	Air Carrier	General Aviation	Total Aircraft
PISTON				
F/W S-ENG REC. ENG	41	2	210,744	210,746
F/W MULTI REC. ENG	51	401	26,409	26,810
TOTAL PISTON	—	**403**	**237,153**	**237,556**
TURBINES				
F/W S-ENG TURBOPROP	42	0	882	882
F/W S-ENG TURBOSHAFT	43	0	8	8
F/W S-ENG TURBOJET	44	0	331	331
F/W S-ENG TURB UNKN	49	0	1	1
F/W MULTI TURBOPROP	52	1,968	5,303	7,271
F/W MULTI TURBOJET	54	5,175	5,183	10,358
TOTAL TURBINES	—	**7,143**	**11,708**	**18,851**
ROTORCRAFT				
ROTOR REC ENGINE	61	0	6,174	6,174
ROTOR TURBOPROP	62	4	8	12
ROTOR TURBOSHAFT	63	82	4,868	4,950
ROTOR TURBOJET	64	0	3	3
ROTOR RAMJET	66	0	2	2
ROTOR ENG UNKN	69	0	1	1
TOTAL ROTORCRAFT	—	**86**	**11,056**	**11,142**
GLIDERS				
GLIDER NO ENGINE	10	0	4,321	4,321
GLIDER REC. ENGINE	11	0	346	346
TOTAL GLIDERS	—	**0**	**4,667**	**4,667**
BALLOONS & DIRIGIBLES				
BALLOON NO ENGINE	20	0	6,777	6,777
BALLOON REC ENGINE	21	0	15	15
BALLOON ENGINE UNKN	29	0	2	2
BLIMP/DIR REC ENG	31	0	33	33
BALLOON & DIRIGIBLES	—	0	6,827	6,827

U.S. REGISTERED CIVIL AIRCRAFT
BY MANUFACTURER AND MODEL—NUMBER OF SEATS
PISTON
AS OF DECEMBER 31, 1993

Manufacturer/Model/Series	Designation			Air Carrier	General Aviation	Total Aircraft
	Seats	Aircraft/ Engine Type	No. Engines			
ABBOTT DON						
SPRINT II	2	41	1	0	1	1
F/W S-ENG REC. ENG	—	41	—	0	1	1
TOTAL	—	—	—	**0**	**1**	**1**
AERO COMMANDER						
100	4	41	1	0	164	164
DARTER 100/150	4	41	1	0	1	1
100-180	4	41	1	0	130	130
200	4	41	1	0	1	1
200D	4	41	1	0	63	63
500	7	51	2	0	51	51
500-A	7	51	2	0	41	41
500-B	7	51	2	0	119	119
500 S	7	51	2	0	76	76
500-U	7	51	2	0	11	11
520	5	51	2	0	50	50
560	7	51	2	0	32	32
560-A	7	51	2	0	42	42
560-E	7	51	2	0	33	33
560-F	7	51	2	0	27	27
680	7	51	2	0	81	81
680-E	7	51	2	0	37	37
680-F	7	51	2	0	40	40
680FL	11	51	2	0	50	50
680FL P	11	51	2	0	18	18
680FP	11	51	2	0	2	2
685	9	51	2	0	32	32
685A	9	51	2	0	1	1
720	6	51	2	0	5	5
S2C	1	41	1	0	1	1
600 S-2D	1	41	1	0	19	19
600 S-2D RESTRICTED	1	41	1	0	4	4
S2R	1	41	1	0	185	185
CALLAIR A-9	1	41	1	0	24	24
CALLAIR A-9A	1	41	1	0	2	2
CALLAIR A-9B	2	41	1	0	62	62
CALLAIR B-1	1	41	1	0	1	1
CALLAIR B-1A	1	41	1	0	5	5
112	4	41	1	0	141	141
F/W S-ENG REC. ENG	—	41	—	0	803	803
F/W MULTI REC. ENG	—	51	—	0	748	748
TOTAL	—	—	—	**0**	**1,551**	**1,551**
AEROCAR						
ONE	2	41	1	0	2	2
F/W S-ENG REC. ENG	—	41	—	0	2	2
TOTAL	—	—	—	**0**	**2**	**2**
AEROFAB						
LA-4	4	41	1	0	2	2
LAKE LA-4-250	4	41	1	0	8	8
LAKE LA-250	5	41	1	0	40	40
LAKE 250	4	41	1	0	19	19

U.S. REGISTERED CIVIL AIRCRAFT
BY MANUFACTURER AND MODEL—NUMBER OF SEATS
PISTON
AS OF DECEMBER 31, 1993

Manufacturer/Model/Series	Designation			Air Carrier	General Aviation	Total Aircraft
	Seats	Aircraft/ Engine Type	No. Engines			
F/W S-ENG REC. ENG	—	41	—	0	69	69
TOTAL	—	—	—	**0**	**69**	**69**
AEROMARINE-KLEMM						
L-26-A	2	41	1	0	1	1
F/W S-ENG REC. ENG	—	41	—	0	1	1
TOTAL	—	—	—	**0**	**1**	**1**
AEROMERE						
F.8L FALCO	2	41	1	0	1	1
F/W S-ENG REC. ENG	—	41	—	0	1	1
TOTAL	—	—	—	**0**	**1**	**1**
AERONCA						
C-2	1	41	1	0	8	8
C-2 STANDARD	1	41	1	0	1	1
C-2 SCOUT	1	41	1	0	1	1
CF	2	41	1	0	1	1
KC	2	41	1	0	3	3
C-3	2	41	1	0	58	58
PC-3	2	41	1	0	1	1
K	2	41	1	0	31	31
KS	2	41	1	0	1	1
KCA	2	41	1	0	11	11
KM	2	41	1	0	1	1
LB	2	41	1	0	6	6
LC	2	41	1	0	6	6
50-F	2	41	1	0	4	4
50-TL	2	41	1	0	1	1
50-C	2	41	1	0	8	8
50-L	2	41	1	0	3	3
60-TF	2	41	1	0	3	3
65-TC	2	41	1	0	49	49
65-TF	2	41	1	0	9	9
65-TL	2	41	1	0	30	30
65-TAC	2	41	1	0	52	52
65-TAF	2	41	1	0	7	7
65-TAL	2	41	1	0	9	9
65-C	2	41	1	0	83	83
65-CA	2	41	1	0	189	189
S-65-C	2	41	1	0	4	4
S-65-CA	2	41	1	0	2	2
65-LA	2	41	1	0	30	30
65-LB	2	41	1	0	37	37
0-58A	2	41	1	0	2	2
0-58B	2	41	1	0	144	144
L-3B	2	41	1	0	5	5
L-3C	2	41	1	0	3	3
YO-58	2	41	1	0	1	1
L-3	2	41	1	0	2	2
11AC	2	41	1	0	738	738
S11AC	2	41	1	0	7	7
11BC	2	41	1	0	93	93
S11BC	2	41	1	0	1	1

U.S. REGISTERED CIVIL AIRCRAFT
BY MANUFACTURER AND MODEL—NUMBER OF SEATS
PISTON
AS OF DECEMBER 31, 1993

Manufacturer/Model/Series	Designation			Air Carrier	General Aviation	Total Aircraft
	Seats	Aircraft/ Engine Type	No. Engines			
11CC	2	41	1	0	86	86
S11CC	2	41	1	0	2	2
15AC	4	41	1	0	195	195
S15AC	4	41	1	0	14	14
F/W S-ENG REC. ENG	—	41	—	0	1,942	1,942
TOTAL	—	—	—	**0**	**1,942**	**1,942**
7AC	3	41	1	0	2,131	2,131
S7AC	3	41	1	0	3	3
7BCM	3	41	1	0	181	181
L-16A	3	41	1	0	4	4
7CCM	3	41	1	0	101	101
L-16B	3	41	1	0	2	2
S7CCM	3	41	1	0	4	4
7DC	3	41	1	0	142	142
7DC-CONV	3	41	1	0	3	3
7EC	3	41	1	0	54	54
7FC	3	41	1	0	14	14
7GC	3	41	1	0	2	2
7GCB	3	41	1	0	1	1
7GCBC	3	41	1	0	1	1
7JC	3	41	1	0	1	1
7AC	3	41	1	0	1	1
F/W S-ENG REC. ENG	—	41	—	0	2,645	2,645
TOTAL	—	—	—	**0**	**2,645**	**2,645**
AERONCA/BROWNE						
65-CA	2	41	1	0	1	1
F/W S-ENG REC. ENG	—	41	—	0	1	1
TOTAL	—	—	—	**0**	**1**	**1**
AEROSTAR ACFT CORP OF						
M20C	4	41	1	0	7	7
M20E	4	41	1	0	13	13
M20F	4	41	1	0	10	10
F/W S-ENG REC. ENG	—	41	—	0	30	30
TOTAL	—	—	—	**0**	**30**	**30**
AEROTEK						
PITTS S-2	2	41	1	0	4	4
PITTS S-2A	2	41	1	0	106	106
PITTS S2S	1	41	1	0	1	1
PITTS SPECIAL S-1S	1	41	1	0	28	28
PITTS S-1T	1	41	1	0	7	7
PITTS S-2B	2	41	1	0	18	18
F/W S-ENG REC. ENG	—	41	—	0	164	164
TOTAL	—	—	—	**0**	**164**	**164**
AETNA						
AEROCRAFT 2SA	2	41	1	0	1	1
F/W S-ENG REC. ENG	—	41	—	0	1	1
TOTAL	—	—	—	**0**	**1**	**1**
AGUSTA SPA						
F.260D	3	41	1	0	12	12
F/W S-ENG REC. ENG	—	41	—	0	12	12
TOTAL	—	—	—	**0**	**12**	**12**

U.S. REGISTERED CIVIL AIRCRAFT
BY MANUFACTURER AND MODEL—NUMBER OF SEATS
PISTON
AS OF DECEMBER 31, 1993

Manufacturer/Model/Series	Designation			Air Carrier	General Aviation	Total Aircraft
	Seats	Aircraft/ Engine Type	No. Engines			
AIR PRODUCTS						
415-C	2	41	1	0	1	1
F/W S-ENG REC. ENG	—	41	—	0	1	1
TOTAL	—	—	—	**0**	**1**	**1**
AIR TRACTOR						
AT-402A	1	41	1	0	10	10
AT-300	1	41	1	0	7	7
AT-301	1	41	1	0	404	404
AT-302	1	41	1	0	9	9
AT-301A	1	41	1	0	1	1
AT-400	1	41	1	0	49	49
AT-400A	1	41	1	0	13	13
AT-401	1	41	1	0	127	127
AT-402	1	41	1	0	44	44
AT-501	1	41	1	0	5	5
AT-802	1	41	1	0	1	1
F/W S-ENG REC. ENG	—	41	—	0	670	670
TOTAL	—	—	—	**0**	**670**	**670**
AIRCOUPE						
F-1A	2	41	1	0	16	16
F/W S-ENG REC. ENG	—	41	—	0	16	16
TOTAL	—	—	—	**0**	**16**	**16**
AIRCRAFT BUILDERS						
STUDENT PRINCE X	2	41	1	0	2	2
F/W S-ENG REC. ENG	—	41	—	0	2	2
TOTAL	—	—	—	**0**	**2**	**2**
THORP 211	2	41	1	0	1	1
F/W S-ENG REC. ENG	—	41	—	0	1	1
TOTAL	—	—	—	**0**	**1**	**1**
AIRCRAFT MANUFACTURING						
TEXAS BULLET 205	4	41	1	0	3	3
F/W S-ENG REC. ENG	—	41	—	0	3	3
TOTAL	—	—	—	**0**	**3**	**3**
AIRCRAFT PARTS & DEV.						
A-9B	1	41	1	0	2	2
F/W S-ENG REC. ENG	—	41	—	0	2	2
TOTAL	—	—	—	**0**	**2**	**2**
ALEXANDER						
LONG WING EAGLEROCK	3	41	1	0	2	2
F/W S-ENG REC. ENG	—	41	—	0	2	2
TOTAL	—	—	—	**0**	**2**	**2**
ALLIANCE AIRCRAFT						
ARGO	2	41	1	0	2	2
F/W S-ENG REC. ENG	—	41	—	0	2	2
TOTAL	—	—	—	**0**	**2**	**2**
ALON						
A2	2	41	1	0	177	177
A-2A	2	41	1	0	29	29
F/W S-ENG REC. ENG	—	41	—	0	206	206
TOTAL	—	—	—	**0**	**206**	**206**

U.S. REGISTERED CIVIL AIRCRAFT
BY MANUFACTURER AND MODEL—NUMBER OF SEATS
PISTON
AS OF DECEMBER 31, 1993

Manufacturer/Model/Series	Designation			Air Carrier	General Aviation	Total Aircraft
	Seats	Aircraft/ Engine Type	No. Engines			
AMERICAN						
AA-1	2	41	1	0	267	267
AA-1B	2	41	1	0	40	40
AA-5	4	41	1	0	164	164
F/W S-ENG REC. ENG	—	41	—	0	471	471
TOTAL	—	—	—	**0**	**471**	**471**
AMERICAN AERONAUTICAL						
MARCHETTI S-56-B	3	41	1	0	1	1
F/W S-ENG REC. ENG	—	41	—	0	1	1
TOTAL	—	—	—	**0**	**1**	**1**
AMERICAN AIRPLANE & EN						
PILGRIM 100B	10	41	1	0	1	1
F/W S-ENG REC. ENG	—	41	—	0	1	1
TOTAL	—	—	—	**0**	**1**	**1**
AMERICAN AVIATION						
AA-1A	2	41	1	0	299	299
F/W S-ENG REC. ENG	—	41	—	0	299	299
TOTAL	—	—	—	**0**	**299**	**299**
AMERICAN CHAMPION AIRC						
8KCAB	1	41	1	0	62	62
8GCBC	3	41	1	0	5	5
F/W S-ENG REC. ENG	—	41	—	0	67	67
TOTAL	—	—	—	**0**	**67**	**67**
AMERICAN EAGLE						
A-1	3	41	1	0	2	2
101	3	41	1	0	6	6
129	3	41	1	0	1	1
A 129	3	41	1	0	1	1
201	3	41	1	0	1	1
F/W S-ENG REC. ENG	—	41	—	0	11	11
TOTAL	—	—	—	**0**	**11**	**11**
AMERICAN EAGLECRAFT						
EAGLET A-31-1B	2	41	1	0	3	3
EAGLET B-31	2	41	1	0	3	3
EAGLET 230	2	41	1	0	2	2
F/W S-ENG REC. ENG	—	41	—	0	8	8
TOTAL	—	—	—	**0**	**8**	**8**
AMERICAN EAGLET-LINCOL						
B-31	1	41	1	0	1	1
F/W S-ENG REC. ENG	—	41	—	0	1	1
TOTAL	—	—	—	**0**	**1**	**1**
AMERICAN GENERAL ACFT						
AG5B	4	41	1	0	117	117
F/W S-ENG REC. ENG	—	41	—	0	117	117
TOTAL	—	—	—	**0**	**117**	**117**
ANDERSON GREENWOOD						
14	2	41	1	0	3	3
F/W S-ENG REC. ENG	—	41	—	0	3	3
TOTAL	—	—	—	**0**	**3**	**3**
ARCTIC AIRCRAFT CO INC						
S-1B2	2	41	1	0	18	18

U.S. REGISTERED CIVIL AIRCRAFT
BY MANUFACTURER AND MODEL—NUMBER OF SEATS
PISTON
AS OF DECEMBER 31, 1993

Manufacturer/Model/Series	Designation			Air Carrier	General Aviation	Total Aircraft
	Seats	Aircraft/ Engine Type	No. Engines			
F/W S-ENG REC. ENG	—	41	—	0	18	18
TOTAL	—	—	—	**0**	**18**	**18**
ARROW						
F	2	41	1	0	4	4
F/W S-ENG REC. ENG	—	41	—	0	4	4
TOTAL	—	—	—	**0**	**4**	**4**
ARROW AIRCRAFT & MOTOR						
ARROW SPORT	2	41	1	0	7	7
A2-60	2	41	1	0	1	1
F/W S-ENG REC. ENG	—	41	—	0	8	8
TOTAL	—	—	—	**0**	**8**	**8**
ATKINS NORMAN E						
SONERAI II	2	41	1	0	1	1
F/W S-ENG REC. ENG	—	41	—	0	1	1
TOTAL	—	—	—	**0**	**1**	**1**
AUSTER						
5J1	2	41	1	0	2	2
MARK 6	6	41	1	0	1	1
F/W S-ENG REC. ENG	—	41	—	0	3	3
TOTAL	—	—	—	**0**	**3**	**3**
AVERY JOHN WAYNE						
GLASAIR	2	41	1	0	1	1
F/W S-ENG REC. ENG	—	41	—	0	1	1
TOTAL	—	—	—	**0**	**1**	**1**
AVIAT INC						
A-1	2	41	1	0	45	45
PITTS S2B	2	41	1	0	52	52
F/W S-ENG REC. ENG	—	41	—	0	97	97
TOTAL	—	—	—	**0**	**97**	**97**
AVIONS MUDRY ET CIE						
CAP 10B	2	41	1	0	23	23
F/W S-ENG REC. ENG	—	41	—	0	23	23
TOTAL	—	—	—	**0**	**23**	**23**
AVIONS P ROBIN INC						
R. 2160	2	41	1	0	10	10
F/W S-ENG REC. ENG	—	41	—	0	10	10
TOTAL	—	—	—	**0**	**10**	**10**
AYRES CORPORATION						
S-2R	1	41	1	0	7	7
S2R	1	41	1	0	67	67
S2R-600	1	41	1	0	30	30
S2R-R3S	1	41	1	0	6	6
S2R-R1340	1	41	1	0	19	19
S2R-R1820	1	41	1	0	9	9
S2R-G10	1	41	1	0	3	3
F/W S-ENG REC. ENG	—	41	—	0	141	141
TOTAL	—	—	—	**0**	**141**	**141**
BABY ACE						
D	1	41	1	0	1	1
F/W S-ENG REC. ENG	—	41	—	0	1	1
TOTAL	—	—	—	**0**	**1**	**1**

U.S. REGISTERED CIVIL AIRCRAFT
BY MANUFACTURER AND MODEL—NUMBER OF SEATS
PISTON
AS OF DECEMBER 31, 1993

Manufacturer/Model/Series	Designation			Air Carrier	General Aviation	Total Aircraft
	Seats	Aircraft/ Engine Type	No. Engines			
BAIRD						
MIDGET MUSTANG	1	41	1	0	1	1
BALDWIN SKYBOLT	2	41	1	0	1	1
F/W S-ENG REC. ENG	—	41	—	0	2	2
TOTAL	—	—	—	**0**	**2**	**2**
BARNARD						
NEW STANDARD D-31	2	41	1	0	1	1
F/W S-ENG REC. ENG	—	41	—	0	1	1
TOTAL	—	—	—	**0**	**1**	**1**
BAY AVIATION						
SUPER V	4	51	2	0	3	3
F/W MULTI REC. ENG	—	51	—	0	3	3
TOTAL	—	—	—	**0**	**3**	**3**
BEAGLE						
B.121 SERIES 1	2	41	1	0	1	1
B.206 SERIES 1	7	51	2	0	8	8
B.206 SERIES 2	8	51	2	0	17	17
F/W S-ENG REC. ENG	—	41	—	0	1	1
F/W MULTI REC. ENG	—	51	—	0	25	25
TOTAL	—	—	—	**0**	**26**	**26**
BEE AVIATION						
HONEY BEE	1	41	1	0	1	1
F/W S-ENG REC. ENG	—	41	—	0	1	1
TOTAL	—	—	—	**0**	**1**	**1**
BEECH						
AT-11	4	51	2	0	30	30
SNB-1	4	51	2	0	2	2
B17L	5	41	1	0	9	9
B17R	5	41	1	0	2	2
C17B	5	41	1	0	4	4
C17L	5	41	1	0	5	5
C17R	5	41	1	0	2	2
17R	4	41	1	0	1	1
D17A	5	41	1	0	1	1
D17R	5	41	1	0	2	2
D17S	5	41	1	0	136	136
E17B	5	41	1	0	4	4
SE17B	5	41	1	0	1	1
E17L	5	41	1	0	7	7
F17D	5	41	1	0	16	16
G17S	5	41	1	0	18	18
18A	8	51	2	0	1	1
18D	11	51	2	0	2	2
B18S	11	51	2	0	1	1
C18S	10	51	2	0	36	36
C-45	10	51	2	0	12	12
C-45F	10	51	2	0	3	3
UC-45J	10	51	2	0	22	22
AT-7	10	51	2	0	1	1
RC-45J	10	51	2	0	3	3
H-18S	11	51	2	0	1	1

U.S. REGISTERED CIVIL AIRCRAFT
BY MANUFACTURER AND MODEL—NUMBER OF SEATS
PISTON
AS OF DECEMBER 31, 1993

Manufacturer/Model/Series	Designation			Air Carrier	General Aviation	Total Aircraft
	Seats	Aircraft/ Engine Type	No. Engines			
D18S	10	51	2	10	140	150
E18S	10	51	2	0	142	142
E18S-9700	10	51	2	0	14	14
G18S	10	51	2	4	64	68
H-18	11	51	2	1	64	65
C-45G	10	51	2	0	29	29
TC-45G	10	51	2	0	3	3
C-45H	10	51	2	0	117	117
TC-45H	10	51	2	0	4	4
RC-45J	10	51	2	0	3	3
TC-45J	10	51	2	0	12	12
SNB-5	10	51	2	0	8	8
JRB-6	10	51	2	0	3	3
3 TM	10	51	2	0	5	5
3N	10	51	2	0	6	6
3NM	10	51	2	0	16	16
3NMT	10	51	2	0	1	1
3NMTS	10	51	2	0	1	1
3T	10	51	2	0	1	1
23	4	41	1	0	287	287
A23	4	41	1	0	190	190
A23A	4	41	1	0	106	106
A23-19	4	41	1	0	134	134
19A	4	41	1	0	81	81
B19	4	41	1	0	273	273
B-19 SPORT	4	41	1	0	2	2
A23-24	4	41	1	0	182	182
24R	4	41	1	0	3	3
B23	4	41	1	0	110	110
C23	4	41	1	0	729	729
A24	4	41	1	0	2	2
A24R	6	41	1	0	85	85
B24R	6	41	1	0	170	170
C24R	6	41	1	0	262	262
35-33	4	41	1	0	152	152
35-A33	4	41	1	0	109	109
35-B33	4	41	1	0	323	323
35-C33	4	41	1	0	206	206
35-C33A	4	41	1	0	122	122
E33	4	41	1	0	64	64
F33	5	41	1	0	16	16
E33A	4	41	1	0	55	55
F33A	5	41	1	0	1,010	1,010
E33C	4	41	1	0	20	20
F33C	5	41	1	0	13	13
G33	4	41	1	0	44	44
35	4	41	1	0	534	534
A35	4	41	1	0	300	300
B35	4	41	1	0	263	263
C35	4	41	1	0	441	441
D35	4	41	1	0	210	210

U.S. REGISTERED CIVIL AIRCRAFT
BY MANUFACTURER AND MODEL—NUMBER OF SEATS
PISTON
AS OF DECEMBER 31, 1993

Manufacturer/Model/Series	Designation			Air Carrier	General Aviation	Total Aircraft
	Seats	Aircraft/ Engine Type	No. Engines			
E35	4	41	1	0	203	203
F35	4	41	1	0	283	283
G35	4	41	1	0	334	334
35R	4	41	1	0	10	10
H35	4	41	1	0	317	317
J35	5	41	1	0	285	285
K35	5	41	1	0	306	306
M35	5	41	1	0	287	287
N35	5	41	1	0	193	193
P35	5	41	1	0	358	358
S35	6	41	1	0	515	515
V35	6	41	1	0	490	490
V35A	6	41	1	0	356	356
V35A-TC	6	41	1	0	1	1
V35B	6	41	1	0	989	989
V35B-TC	6	41	1	0	1	1
36	6	41	1	0	133	133
A36TC	6	41	1	0	230	230
A36	6	41	1	0	1,880	1,880
1079	6	41	1	0	9	9
QU-22A	6	41	1	0	1	1
QU-22B	6	41	1	0	10	10
B36TC	6	41	1	0	229	229
45	2	41	1	0	2	2
A45	2	41	1	0	175	175
T-34A	2	41	1	0	32	32
B-45	2	41	1	0	5	5
D-45	2	41	1	0	66	66
T-34B	2	41	1	0	72	72
50	6	51	2	0	3	3
B50	6	51	2	0	53	53
C-50	6	51	2	0	56	56
D-50	6	51	2	0	57	57
U-8D	6	51	2	0	13	13
D50A	6	51	2	0	13	13
D50B	6	51	2	0	12	12
D50C	6	51	2	0	23	23
D50E	6	51	2	0	25	25
E50	6	51	2	0	40	40
L-23D	6	51	2	0	2	2
F50	6	51	2	0	5	5
G50	6	51	2	0	3	3
H50	6	51	2	0	7	7
J50	6	51	2	0	10	10
95-55	6	51	2	0	93	93
95-A55	6	51	2	0	163	163
95-B55B(T42A)	6	51	2	0	1,093	1,093
T42	6	51	2	0	15	15
95-C55	6	51	2	0	258	258
B-55	6	51	2	0	77	77
D55	6	51	2	0	177	177

U.S. REGISTERED CIVIL AIRCRAFT
BY MANUFACTURER AND MODEL—NUMBER OF SEATS
PISTON
AS OF DECEMBER 31, 1993

Manufacturer/Model/Series	Designation			Air Carrier	General Aviation	Total Aircraft
	Seats	Aircraft/ Engine Type	No. Engines			
E-55	6	51	2	1	269	270
56TC	6	51	2	0	52	52
A56TC	6	51	2	0	6	6
58	6	51	2	7	1,061	1,068
58P	6	51	2	0	378	378
58TC	6	51	2	0	96	96
U-8F	9	51	2	0	18	18
65	9	51	2	0	115	115
A65	9	51	2	0	23	23
L-23F	9	51	2	0	6	6
A65-8200	11	51	2	0	2	2
65-80	9	51	2	3	47	50
70	11	51	2	0	4	4
65-A80	9	51	2	3	29	32
65-88	9	51	2	0	19	19
65-B80	9	51	2	9	41	50
76	6	51	2	0	268	268
77	2	41	1	0	220	220
B-80	11	51	2	0	5	5
95	5	51	2	0	182	182
B95	5	51	2	0	85	85
B95A	6	51	2	0	53	53
D95A	6	51	2	0	109	109
E95	6	51	2	0	7	7
60	6	51	2	0	65	65
A60	6	51	2	0	65	65
B-60	6	51	2	0	255	255
F/W S-ENG REC. ENG	—	41	—	0	14,698	14,698
F/W MULTI REC. ENG	—	51	—	38	6,205	6,243
TOTAL	—	—	—	**38**	**20,903**	**20,941**
BEECH BABY ACE						
C	1	41	1	0	1	1
F/W S-ENG REC. ENG	—	41	—	0	1	1
TOTAL	—	—	—	**0**	**1**	**1**
BEECH-NOGLE						
D-45	2	41	1	0	4	4
D-45	2	41	1	0	1	1
A45	2	41	1	0	1	1
BEECH-PARKS D-45	2	41	1	0	11	11
E50	6	51	2	0	1	1
T-34A	2	41	1	0	1	1
F/W S-ENG REC. ENG	—	41	—	0	18	18
F/W MULTI REC. ENG	—	51	—	0	1	1
TOTAL	—	—	—	**0**	**19**	**19**
BELL						
P39	1	41	1	0	1	1
P63E	1	41	1	0	1	1
F/W S-ENG REC. ENG	—	41	—	0	2	2
TOTAL	—	—	—	**0**	**2**	**2**
BELLANCA						
CH300 PACEMAKER	6	41	1	0	3	3

U.S. REGISTERED CIVIL AIRCRAFT
BY MANUFACTURER AND MODEL—NUMBER OF SEATS
PISTON
AS OF DECEMBER 31, 1993

Manufacturer/Model/Series	Designation			Air Carrier	General Aviation	Total Aircraft
	Seats	Aircraft/ Engine Type	No. Engines			
31-55A	6	41	1	0	1	1
31-42 PACEMAKER	8	41	1	0	1	1
14-9	3	41	1	0	6	6
14-9L	3	41	1	0	2	2
14-12	3	41	1	0	1	1
14-12F-3	3	41	1	0	3	3
14-13	4	41	1	0	86	86
14-13-2	4	41	1	0	148	148
14-13-3	4	41	1	0	27	27
14-14	2	41	1	0	1	1
F/W S-ENG REC. ENG	—	41	—	0	279	279
TOTAL	—	—	—	**0**	**279**	**279**
14-19	4	41	1	0	7	7
14-19-2	4	41	1	0	8	8
14-19-3	4	41	1	0	4	4
14-19-3A	4	41	1	0	25	25
17-30	4	41	1	0	175	175
17-30A	4	41	1	0	582	582
17-31	4	41	1	0	6	6
17-31A	4	41	1	0	117	117
17-31TC	4	41	1	0	1	1
17-31ATC	4	41	1	0	117	117
7ACA	4	41	1	0	60	60
7ECA	3	41	1	0	405	405
7GCAA	3	41	1	0	139	139
7GCBC	3	41	1	1	569	570
7KCAB	3	41	1	0	260	260
8KCAB	3	41	1	0	451	451
8KCAB-180	2	41	1	0	2	2
8GCBC	3	41	1	0	224	224
F/W S-ENG REC. ENG	—	41	—	1	3,152	3,153
TOTAL	—	—	—	**1**	**3,152**	**3,153**
14-19	4	41	1	0	39	39
14-19-2	4	41	1	0	46	46
14-19-3	4	41	1	0	41	41
14-19-3A	4	41	1	0	14	14
F/W S-ENG REC. ENG	—	41	—	0	140	140
TOTAL	—	—	—	**0**	**140**	**140**
14-19-3	4	41	1	0	1	1
14-19-3A	4	41	1	0	32	32
F/W S-ENG REC. ENG	—	41	—	0	33	33
TOTAL	—	—	—	**0**	**33**	**33**
BELLANCA AIRCRAFT CORP						
51	5	41	1	0	2	2
F/W S-ENG REC. ENG	—	41	—	0	2	2
TOTAL	—	—	—	**0**	**2**	**2**
BELLANCA INC						
17-30A	4	41	1	0	24	24
F/W S-ENG REC. ENG	—	41	—	0	24	24
TOTAL	—	—	—	**0**	**24**	**24**

U.S. REGISTERED CIVIL AIRCRAFT
BY MANUFACTURER AND MODEL—NUMBER OF SEATS
PISTON
AS OF DECEMBER 31, 1993

Manufacturer/Model/Series	Designation			Air Carrier	General Aviation	Total Aircraft
	Seats	Aircraft/ Engine Type	No. Engines			
BETTCHER LEROY						
KITFOX	2	41	1	0	1	1
F/W S-ENG REC. ENG	—	41	—	0	1	1
TOTAL	—	—	—	**0**	**1**	**1**
BIEMOND						
TEAL CB-1	3	51	2	0	1	1
F/W MULTI REC. ENG	—	51	—	0	1	1
TOTAL	—	—	—	**0**	**1**	**1**
BIRD						
A	3	41	1	0	9	9
A-T	3	41	1	0	1	1
BK	3	41	1	0	8	8
BW	3	41	1	0	1	1
C	3	41	1	0	1	1
CK	3	41	1	0	5	5
F/W S-ENG REC. ENG	—	41	—	0	25	25
TOTAL	—	—	—	**0**	**25**	**25**
BLEEG ROBERT J						
P-51D-25NA	3	41	1	0	1	1
F/W S-ENG REC. ENG	—	41	—	0	1	1
TOTAL	—	—	—	**0**	**1**	**1**
BOEING						
A75L3	2	41	1	0	53	53
75	2	41	1	0	23	23
PT-13	2	41	1	0	3	3
A75	2	41	1	0	106	106
PT-13B	2	41	1	0	2	2
B75	2	41	1	0	13	13
N2S-2	2	41	1	0	1	1
E75	2	41	1	0	292	292
PT-13D	2	41	1	0	24	24
E75(N2S-5)	2	41	1	0	2	2
N2S-5	2	41	1	0	4	4
A75J1	2	41	1	0	1	1
A75L300	2	41	1	0	33	33
A75N1	2	41	1	0	921	921
PT-17	2	41	1	0	44	44
PT-17A	2	41	1	0	1	1
N2S-1	2	41	1	0	1	1
N2S-4	2	41	1	0	3	3
B75N1	2	41	1	0	252	252
N2S-3	2	41	1	0	11	11
D75N1	2	41	1	0	36	36
PT-27	2	41	1	0	1	1
1B75A	2	41	1	0	26	26
E75L300	2	41	1	0	1	1
E75N1	2	41	1	0	86	86
B-17F	36	51	4	0	1	1
B17-E	36	51	4	0	1	1
B-17G	36	51	4	0	11	11
B-29	11	51	4	0	1	1

U.S. REGISTERED CIVIL AIRCRAFT
BY MANUFACTURER AND MODEL—NUMBER OF SEATS
PISTON
AS OF DECEMBER 31, 1993

Manufacturer/Model/Series	Designation			Air Carrier	General Aviation	Total Aircraft
	Seats	Aircraft/ Engine Type	No. Engines			
L-15	2	41	1	0	1	1
YL-15	2	41	1	0	2	2
KC-97G	96	51	4	0	10	10
KC-97L	96	51	4	0	6	6
C-97-G	93	51	4	0	1	1
100	1	41	1	0	2	2
377MG	92	51	4	0	1	1
A75-N1	2	41	1	0	1	1
PT-17	2	41	1	0	1	1
75	2	41	1	0	1	1
A75N1	2	41	1	0	1	1
E-75	2	41	1	0	1	1
HP-B-377	3	51	4	0	1	1
N2S 2	2	41	1	0	1	1
PT-17	2	41	1	0	1	1
A75N1	2	41	1	0	2	2
B75N1	2	41	1	0	1	1
A75N1	2	41	1	0	1	1
A75N1	3	41	1	0	1	1
F/W S-ENG REC. ENG	—	41	—	0	1,957	1,957
F/W MULTI REC. ENG	—	51	—	0	33	33
TOTAL	**—**	**—**	**—**	**0**	**1,990**	**1,990**
BOLKOW						
BOLKOW JR	2	41	1	0	1	1
BOLKOW JUNIOR 208	2	41	1	0	9	9
F/W S-ENG REC. ENG	—	41	—	0	10	10
TOTAL	**—**	**—**	**—**	**0**	**10**	**10**
BOUDREAU ALBERT H						
LONG-EZE	2	41	1	0	1	1
KR-2	2	41	1	0	1	1
SUPER PROSPECTOR	1	41	1	0	1	1
F/W S-ENG REC. ENG	—	41	—	0	3	3
TOTAL	**—**	**—**	**—**	**0**	**3**	**3**
BREWSTER						
FLEET 1	2	41	1	0	1	1
FLEET 2	2	41	1	0	7	7
FLEET 7	2	41	1	0	5	5
FLEET 8	3	41	1	0	1	1
FLEET 10	2	41	1	0	1	1
FLEET 2	2	41	1	0	1	1
F/W S-ENG REC. ENG	—	41	—	0	16	16
TOTAL	**—**	**—**	**—**	**0**	**16**	**16**
BRIGHT JOHN P						
HANNAFORD BEE	1	41	1	0	1	1
F/W S-ENG REC. ENG	—	41	—	0	1	1
TOTAL	**—**	**—**	**—**	**0**	**1**	**1**
BRITTEN NORMAN						
BN-2A MK III	18	51	3	2	4	6
BN2A-2	10	51	2	0	1	1
BN 2A MKIII 2	10	51	3	2	1	3
BN-2B-20	10	51	2	0	2	2

U.S. REGISTERED CIVIL AIRCRAFT
BY MANUFACTURER AND MODEL—NUMBER OF SEATS
PISTON
AS OF DECEMBER 31, 1993

Manufacturer/Model/Series	Designation			Air Carrier	General Aviation	Total Aircraft
	Seats	Aircraft/ Engine Type	No. Engines			
BN-2 ISLANDER	10	51	2	1	2	3
BN-2A	10	51	2	4	7	11
BN-2A-6	10	51	2	1	1	2
BN-2A-7	10	51	2	0	1	1
BN-2A-8	10	51	2	7	10	17
BN-2A-9	10	51	2	1	1	2
BN-2A-3	10	51	2	0	14	14
BN-2A-20	10	51	2	0	1	1
BN-2A-21	10	51	2	2	10	12
BN2A-26 ISLANDER	10	51	2	5	14	19
BN-2A-27	10	51	2	0	2	2
BN-2B-21	10	51	2	0	1	1
BN-2B-26	10	51	2	2	1	3
F/W MULTI REC. ENG	—	51	—	27	73	100
TOTAL	—	—	—	**27**	**73**	**100**
BROOKSHIRE RAYMOND						
GOLDWING	1	41	1	0	1	1
SUPER ACRO SPORT	1	41	1	0	1	1
BA-II	2	41	1	0	1	1
SONERAI II	2	41	1	0	1	1
F/W S-ENG REC. ENG	—	41	—	0	4	4
TOTAL	—	—	—	**0**	**4**	**4**
BRUNNER-WINKLE						
BIRD A	3	41	1	0	2	2
F/W S-ENG REC. ENG	—	41	—	0	2	2
TOTAL	—	—	—	**0**	**2**	**2**
BRYAN COURTNEY						
PHOENIX SL	2	41	1	0	1	1
NORTH AMERICAN SNJ-5	2	41	1	0	1	1
F/W S-ENG REC. ENG	—	41	—	0	2	2
TOTAL	—	—	—	**0**	**2**	**2**
BUHL						
CA-3C	3	41	1	0	1	1
LA-1	1	41	1	0	8	8
F/W S-ENG REC. ENG	—	41	—	0	9	9
TOTAL	—	—	—	**0**	**9**	**9**
BURCHINAL I N JR						
F86-L	1	41	1	0	1	1
F/W S-ENG REC. ENG	—	41	—	0	1	1
TOTAL	—	—	—	**0**	**1**	**1**
BUSHMASTER						
2000	17	51	3	0	2	2
F/W MULTI REC. ENG	—	51	—	0	2	2
TOTAL	—	—	—	**0**	**2**	**2**
BUTLER AIRCRAFT COMPAN						
AEROSTAR 600	6	51	2	0	4	4
AEROSTAR 601	6	51	2	0	12	12
F/W MULTI REC. ENG	—	51	—	0	16	16
TOTAL	—	—	—	**0**	**16**	**16**
BYLER						
EVANS VP II	2	41	1	0	1	1

U.S. REGISTERED CIVIL AIRCRAFT
BY MANUFACTURER AND MODEL—NUMBER OF SEATS
PISTON
AS OF DECEMBER 31, 1993

Manufacturer/Model/Series	Designation			Air Carrier	General Aviation	Total Aircraft
	Seats	Aircraft/ Engine Type	No. Engines			
F/W S-ENG REC. ENG	—	41	—	0	1	1
TOTAL	—	—	—	**0**	**1**	**1**
C.A.S.A.						
BU131	1	41	1	0	1	1
F/W S-ENG REC. ENG	—	41	—	0	1	1
TOTAL	—	—	—	**0**	**1**	**1**
CALLAIR						
A	2	41	1	0	7	7
A-2	2	41	1	0	10	10
A-3	2	41	1	0	8	8
A-4	2	41	1	0	7	7
A-5	2	41	1	0	12	12
A-5T	2	41	1	0	2	2
A-6	2	41	1	0	7	7
A-7T	2	41	1	0	1	1
A-9	2	41	1	0	44	44
A-9A	2	41	1	0	1	1
S-1A	2	41	1	0	2	2
S-1A-65F	2	41	1	0	1	1
S-1A-90C	2	41	1	0	1	1
S-1A-90F	2	41	1	0	1	1
S-1B1	2	41	1	0	1	1
F/W S-ENG REC. ENG	—	41	—	0	105	105
TOTAL	—	—	—	**0**	**105**	**105**
CAMAIR						
480	4	51	2	0	11	11
480C	4	51	2	0	1	1
F/W MULTI REC. ENG	—	51	—	0	12	12
TOTAL	—	—	—	**0**	**12**	**12**
CANADAIR						
CL-601-2A12	21	51	2	0	2	2
F/W MULTI REC. ENG	—	51	—	0	2	2
TOTAL	—	—	—	**0**	**2**	**2**
CANADIAN CAR & FOUNDRY						
HARVARD MK II	1	41	1	0	2	2
HARVARD MK IV	2	41	1	0	6	6
NORSEMAN MARK V	10	41	1	0	2	2
F/W S-ENG REC. ENG	—	41	—	0	10	10
TOTAL	—	—	—	**0**	**10**	**10**
CASTELLANO ANTHONY J J						
SONERAI IIL	2	41	1	0	1	1
F/W S-ENG REC. ENG	—	41	—	0	1	1
TOTAL	—	—	—	**0**	**1**	**1**
CESSNA						
DC-6A	4	41	1	0	1	1
AW	4	41	1	0	6	6
C-34	4	41	1	0	8	8
C-37	4	41	1	0	11	11
C-38	4	41	1	0	5	5
C-145	4	41	1	0	7	7
C-165	4	41	1	0	22	22

U.S. REGISTERED CIVIL AIRCRAFT
BY MANUFACTURER AND MODEL—NUMBER OF SEATS
PISTON
AS OF DECEMBER 31, 1993

Manufacturer/Model/Series	Designation			Air Carrier	General Aviation	Total Aircraft
	Seats	Aircraft/ Engine Type	No. Engines			
T-50	5	51	2	0	65	65
UC-78	5	51	2	0	4	4
UC-78B	5	51	2	0	1	1
JRC-1	5	51	2	0	1	1
120	2	41	1	0	865	865
140	2	41	1	0	2,111	2,111
140A	2	41	1	0	265	265
150	2	41	1	0	564	564
150A	2	41	1	0	169	169
150B	2	41	1	0	173	173
150C	2	41	1	0	224	224
150D	2	41	1	0	379	379
150E	2	41	1	0	445	445
150F	2	41	1	0	1,677	1,677
150G	2	41	1	0	1,573	1,573
150H	2	41	1	0	1,228	1,228
150J	2	41	1	0	1,082	1,082
150K	2	41	1	0	538	538
A150K	2	41	1	0	99	99
150L	2	41	1	0	2,390	2,390
A150L	2	41	1	0	124	124
150M	2	41	1	0	2,446	2,446
A150M	2	41	1	0	108	108
152	2	41	1	0	4,481	4,481
A152	2	41	1	0	112	112
P172D	4	41	1	0	35	35
170	4	41	1	0	357	357
170A	4	41	1	0	630	630
170B	4	41	1	0	1,499	1,499
172	4	41	1	0	2,399	2,399
172A	4	41	1	0	567	567
172B	4	41	1	0	509	509
172C	4	41	1	0	469	469
172D	4	41	1	0	587	587
172E	4	41	1	0	755	755
R172E	4	41	1	0	134	134
172F	4	41	1	0	971	971
T-41B	4	41	1	0	9	9
172M	4	41	1	0	4,675	4,675
172G	4	41	1	0	920	920
R172G	4	41	1	0	7	7
172H	4	41	1	0	1,028	1,028
172I	4	41	1	0	440	440
R172J	4	41	1	0	1	1
172K	4	41	1	0	1,382	1,382
R172K	4	41	1	0	854	854
172L	4	41	1	0	1,064	1,064
172N	4	41	1	0	4,459	4,459
172P	4	41	1	0	1,709	1,709
172Q	4	41	1	0	28	28
172RG	4	41	1	0	786	786

U.S. REGISTERED CIVIL AIRCRAFT
BY MANUFACTURER AND MODEL—NUMBER OF SEATS
PISTON
AS OF DECEMBER 31, 1993

Manufacturer/Model/Series	Designation			Air Carrier	General Aviation	Total Aircraft
	Seats	Aircraft/ Engine Type	No. Engines			
175	4	41	1	0	753	753
175A	4	41	1	0	351	351
175B	4	41	1	0	133	133
175C	4	41	1	0	59	59
180	4	41	1	0	1,273	1,273
180A	4	41	1	0	227	227
180B	4	41	1	0	99	99
180C	4	41	1	0	62	62
180D	4	41	1	0	53	53
180E	4	41	1	0	42	42
180F	4	41	1	0	50	50
180G	6	41	1	0	45	45
180H	6	41	1	0	365	365
180J	6	41	1	0	276	276
180K	6	41	1	0	288	288
182	4	41	1	0	567	567
182A	4	41	1	0	1,000	1,000
182B	4	41	1	0	517	517
182C	4	41	1	0	377	377
182D	4	41	1	0	337	337
182E	4	41	1	0	480	480
182F	4	41	1	0	370	370
182G	4	41	1	0	473	473
182H	4	41	1	0	514	514
182J	4	41	1	0	564	564
182K	4	41	1	0	501	501
182L	4	41	1	0	502	502
182M	4	41	1	0	492	492
182N	4	41	1	0	401	401
182R	4	41	1	0	577	577
182Q	4	41	1	0	1,786	1,786
182RG	4	41	1	0	5	5
R182	4	41	1	0	898	898
TR182	4	41	1	0	572	572
T182	4	41	1	0	55	55
185	6	41	1	0	101	101
185A	6	41	1	0	39	39
185B	6	41	1	0	17	17
185C	6	41	1	0	22	22
185D	6	41	1	0	32	32
185E	6	41	1	0	14	14
A185E	6	41	1	0	258	258
185F	6	41	1	0	2	2
A185F	6	41	1	0	1,111	1,111
190	5	41	1	0	88	88
188	1	41	1	0	52	52
A188	1	41	1	0	84	84
A188B	1	41	1	0	1,038	1,038
188A	1	41	1	0	10	10
188B	1	41	1	0	24	24
A188A	1	41	1	0	74	74

U.S. REGISTERED CIVIL AIRCRAFT
BY MANUFACTURER AND MODEL—NUMBER OF SEATS
PISTON
AS OF DECEMBER 31, 1993

Manufacturer/Model/Series	Designation			Air Carrier	General Aviation	Total Aircraft
	Seats	Aircraft/ Engine Type	No. Engines			
B188B	1	41	1	0	1	1
T188C	1	41	1	0	188	188
195	5	41	1	0	249	249
LC-126B	5	41	1	0	1	1
LC-126C	5	41	1	0	3	3
195A	5	41	1	0	132	132
195B	5	41	1	0	126	126
210-5(205)	6	41	1	0	191	191
210-5A(205A)	6	41	1	0	46	46
206	6	41	1	0	100	100
P206	6	41	1	0	89	89
U206	6	41	1	0	84	84
P206A	6	41	1	0	56	56
P206B	6	41	1	0	46	46
TP206A	6	41	1	0	15	15
TP206B	6	41	1	0	13	13
P206C	6	41	1	0	39	39
TP206C	6	41	1	0	14	14
U206A	6	41	1	0	45	45
TU206A	6	41	1	0	29	29
U206B	6	41	1	0	62	62
TU206B	6	41	1	0	28	28
U206C	6	41	1	0	69	69
U206F	6	41	1	0	377	377
TU206C	6	41	1	0	33	33
P206D	6	41	1	0	35	35
TP206D	6	41	1	0	8	8
U206D	6	41	1	0	33	33
TU206D	6	41	1	0	18	18
P206E	6	41	1	0	10	10
TP206E	6	41	1	0	5	5
U206E	6	41	1	0	56	56
TU206E	6	41	1	0	19	19
TU206F	6	41	1	0	186	186
U206G	6	41	1	0	562	562
TU206G	6	41	1	0	494	494
210	4	41	1	0	368	368
210-5	6	41	1	0	65	65
210-5A	6	41	1	0	15	15
210A	4	41	1	0	154	154
210B	4	41	1	0	149	149
210C	4	41	1	0	85	85
210D	4	41	1	0	182	182
210E	4	41	1	0	121	121
210F	4	41	1	0	60	60
T210F	4	41	1	0	121	121
210G	4	41	1	0	69	69
T210G	4	41	1	0	68	68
210H	4	41	1	0	68	68
T210H	4	41	1	0	51	51
210J	4	41	1	0	79	79

U.S. REGISTERED CIVIL AIRCRAFT
BY MANUFACTURER AND MODEL—NUMBER OF SEATS
PISTON
AS OF DECEMBER 31, 1993

Manufacturer/Model/Series	Designation			Air Carrier	General Aviation	Total Aircraft
	Seats	Aircraft/ Engine Type	No. Engines			
T210J	4	41	1	0	36	36
210K	6	41	1	0	91	91
T210K	6	41	1	0	60	60
210L	6	41	1	0	509	509
T210L	6	41	1	0	616	616
210M	6	41	1	0	247	247
T210M	6	41	1	0	687	687
210N	6	41	1	0	195	195
P210N	6	41	1	0	562	562
P210R	6	41	1	0	28	28
T210N	6	41	1	0	861	861
210R	6	41	1	0	5	5
T210R	6	41	1	0	46	46
207	6	41	1	0	79	79
207A	6	41	1	0	149	149
T207	6	41	1	0	31	31
T207A	6	41	1	0	77	77
177	4	41	1	0	631	631
177A	4	41	1	0	108	108
177B	4	41	1	0	990	990
177RG	4	41	1	0	977	977
303	4	51	2	0	2	2
T303	4	51	2	0	108	108
305	2	41	1	0	1	1
305A	2	41	1	0	176	176
L-19	2	41	1	0	5	5
L-19A	2	41	1	0	7	7
0-1A	2	41	1	0	7	7
O-2A	6	51	2	0	41	41
305B	2	41	1	0	3	3
O-2B	6	51	2	0	1	1
TO-1D	2	41	1	0	1	1
305C	2	41	1	0	13	13
L-19E	2	41	1	0	31	31
0-1E	2	41	1	0	1	1
305 D	2	41	1	0	1	1
305E	2	41	1	0	2	2
305F	2	41	1	0	1	1
310	5	51	2	1	301	302
310A	5	51	2	0	50	50
U-3A	5	51	2	0	11	11
U-3B	6	51	2	0	3	3
310B	5	51	2	0	113	113
310C	5	51	2	0	142	142
310D	5	51	2	0	138	138
310E	5	51	2	0	9	9
310F	5	51	2	1	87	88
310G	6	51	2	0	88	88
310H	6	51	2	0	82	82
E310H	6	51	2	0	5	5
310I	6	51	2	1	125	126

U.S. REGISTERED CIVIL AIRCRAFT
BY MANUFACTURER AND MODEL—NUMBER OF SEATS
PISTON
AS OF DECEMBER 31, 1993

Manufacturer/Model/Series	Designation			Air Carrier	General Aviation	Total Aircraft
	Seats	Aircraft/ Engine Type	No. Engines			
310J	6	51	2	0	129	129
310K	6	51	2	1	158	159
310L	6	51	2	0	125	125
310N	6	51	2	0	114	114
310P	6	51	2	1	91	92
T-310P	6	51	2	0	30	30
310Q	6	51	2	0	402	402
T310Q	6	51	2	0	75	75
310R	6	51	2	0	531	531
T310R	6	51	2	0	173	173
320	5	51	2	0	54	54
320-1	6	51	2	0	1	1
320A	6	51	2	0	14	14
320B	6	51	2	0	34	34
320C	6	51	2	0	45	45
320D	6	51	2	0	68	68
320E	6	51	2	0	62	62
320F	6	51	2	1	22	23
325	2	41	1	0	1	1
335	6	51	2	0	38	38
336	4	51	2	0	72	72
337	6	51	2	0	113	113
337A	6	51	2	0	109	109
337B	6	51	2	0	82	82
T337B	6	51	2	0	32	32
M337B	6	51	2	0	15	15
337C	6	51	2	0	71	71
T337C	6	51	2	0	27	27
337D	6	51	2	0	71	71
T337D	6	51	2	0	22	22
337E	6	51	2	0	44	44
T337E	6	51	2	0	19	19
T337F	6	51	2	0	8	8
337F	6	51	2	0	44	44
T337G	6	51	2	0	179	179
P337	6	51	2	0	3	3
337G	6	51	2	0	160	160
P337H	6	51	2	0	47	47
337H	6	51	2	0	22	22
T337H	6	51	2	0	35	35
182P	4	41	1	0	2,461	2,461
401	8	51	2	0	89	89
401A	8	51	2	0	66	66
401B	8	51	2	1	49	50
402	9	51	2	5	39	44
402A	9	51	2	6	43	49
402B	10	51	2	60	208	268
402C	10	51	2	45	165	210
404	8	51	2	0	121	121
411	8	51	2	0	106	106
411A	8	51	2	0	16	16

U.S. REGISTERED CIVIL AIRCRAFT
BY MANUFACTURER AND MODEL—NUMBER OF SEATS
PISTON
AS OF DECEMBER 31, 1993

Manufacturer/Model/Series	Designation			Air Carrier	General Aviation	Total Aircraft
	Seats	Aircraft/ Engine Type	No. Engines			
414A	8	51	2	0	408	408
414	8	51	2	0	330	330
421	8	51	2	0	110	110
421A	8	51	2	0	60	60
421B	8	51	2	0	418	418
421C	8	51	2	0	524	524
340	6	51	2	0	238	238
340A	6	51	2	1	608	609
526	2	41	1	0	1	1
305A(0-1A)	2	41	1	0	3	3
305A	2	41	1	0	36	36
182G 460	4	41	1	0	5	5
182H 460	4	41	1	0	2	2
182K460	4	41	1	0	3	3
CESSNA L-19A	2	41	1	0	1	1
305A	2	41	1	0	1	1
305A	2	41	1	0	2	2
305A	2	41	1	0	1	1
F/W S-ENG REC. ENG	—	41	—	0	80,285	80,285
F/W MULTI REC. ENG	—	51	—	124	8,316	8,440
TOTAL	**—**	**—**	**—**	**124**	**88,601**	**88,725**
CHAMPION						
7AC	3	41	1	0	159	159
7BCM	3	41	1	0	23	23
7CCM	3	41	1	0	21	21
7DC	3	41	1	0	8	8
S7DC	3	41	1	0	1	1
7EC	3	41	1	0	160	160
7ECA	3	41	1	0	511	511
S7EC	3	41	1	0	2	2
7FC	3	41	1	0	207	207
7GC	3	41	1	0	36	36
7GCA	3	41	1	0	2	2
7GCAA	3	41	1	0	144	144
7GCB	3	41	1	0	48	48
7GCBA	3	41	1	0	2	2
7GCBC	3	41	1	0	162	162
7HC	3	41	1	0	17	17
7JC	3	41	1	0	4	4
7KC	3	41	1	0	2	2
7KCAB	2	41	1	0	198	198
AERONCA 7AC	3	41	1	0	66	66
AERONCA 7BCM	3	41	1	0	25	25
AERONCA 7CCM	3	41	1	0	7	7
AERONCA L-16B	3	41	1	0	1	1
AERONCA 7DC	3	41	1	0	8	8
AERONCA 7EC	3	41	1	0	17	17
AERONCA S7EC	3	41	1	0	1	1
AERONCA 7FC	3	41	1	0	23	23
AERONCA 7GC	3	41	1	0	8	8
AERONCA 7GCA	3	41	1	0	2	2

U.S. REGISTERED CIVIL AIRCRAFT
BY MANUFACTURER AND MODEL—NUMBER OF SEATS
PISTON
AS OF DECEMBER 31, 1993

Manufacturer/Model/Series	Designation			Air Carrier	General Aviation	Total Aircraft
	Seats	Aircraft/ Engine Type	No. Engines			
AERONCA 7GCB	3	41	1	0	3	3
AERONCA 7HC	3	41	1	0	3	3
402	2	51	2	0	14	14
8GCBC	3	41	1	0	1	1
8KCAB	1	41	1	0	3	3
F/W S-ENG REC. ENG	—	41	—	0	1,875	1,875
F/W MULTI REC. ENG	—	51	—	0	14	14
TOTAL	—	—	—	**0**	**1,889**	**1,889**
CHANCE VOUGHT						
F4U-4	1	41	1	0	2	2
F4U-5	1	41	1	0	1	1
F4U-7	1	41	1	0	1	1
F/W S-ENG REC. ENG	—	41	—	0	4	4
TOTAL	—	—	—	**0**	**4**	**4**
CHESTER SPECIAL						
RACER	2	41	1	0	1	1
F/W S-ENG REC. ENG	—	41	—	0	1	1
TOTAL	—	—	—	**0**	**1**	**1**
CHRISTEN INDUSTRIES IN						
PITTS S1-T	1	41	1	0	15	15
PITTS S-2S	1	41	1	0	6	6
PITTS S-2B	2	41	1	0	87	87
A-1	2	41	1	0	79	79
F/W S-ENG REC. ENG	—	41	—	0	187	187
TOTAL	—	—	—	**0**	**187**	**187**
CLARK						
1000	1	41	1	0	1	1
12	1	41	1	0	2	2
F/W S-ENG REC. ENG	—	41	—	0	3	3
TOTAL	—	—	—	**0**	**3**	**3**
CLASSIC AIRCRAFT CORP						
WACO YMF	2	41	1	0	32	32
F/W S-ENG REC. ENG	—	41	—	0	32	32
TOTAL	—	—	—	**0**	**32**	**32**
CLAUSEN CLAUDE G						
PIPER J-3-C-100	2	41	1	0	1	1
F/W S-ENG REC. ENG	—	41	—	0	1	1
TOTAL	—	—	—	**0**	**1**	**1**
CLEVENGER						
STARDUSTER SA-300	2	41	1	0	1	1
F/W S-ENG REC. ENG	—	41	—	0	1	1
TOTAL	—	—	—	**0**	**1**	**1**
COCHRANS						
BUCKSHOT	2	41	1	0	1	1
F/W S-ENG REC. ENG	—	41	—	0	1	1
TOTAL	—	—	—	**0**	**1**	**1**
COLONIAL						
C-1	3	41	1	0	11	11
C-2	4	41	1	0	7	7
F/W S-ENG REC. ENG	—	41	—	0	18	18
TOTAL	—	—	—	**0**	**18**	**18**

U.S. REGISTERED CIVIL AIRCRAFT
BY MANUFACTURER AND MODEL—NUMBER OF SEATS
PISTON
AS OF DECEMBER 31, 1993

Manufacturer/Model/Series	Designation			Air Carrier	General Aviation	Total Aircraft
	Seats	Aircraft/ Engine Type	No. Engines			
COLUMBIA AIRCRAFT						
XJL	2	41	1	0	1	1
XJL-1	2	41	1	0	1	1
F/W S-ENG REC. ENG	—	41	—	0	2	2
TOTAL	**—**	**—**	**—**	**0**	**2**	**2**
COMBS MICHAEL						
JK-1 LARK	1	41	1	0	1	1
F/W S-ENG REC. ENG	—	41	—	0	1	1
TOTAL	**—**	**—**	**—**	**0**	**1**	**1**
COMMAND-AIRE						
3C-3	3	41	1	0	3	3
3C-3A	3	41	1	0	1	1
3C-3B	3	41	1	0	1	1
5C-3	3	41	1	0	5	5
F/W S-ENG REC. ENG	—	41	—	0	10	10
TOTAL	**—**	**—**	**—**	**0**	**10**	**10**
COMMONWEALTH						
REARWIN 175	2	41	1	0	2	2
REARWIN 180	2	41	1	0	1	1
REARWIN 180F	2	41	1	0	1	1
REARWIN 185	2	41	1	0	25	25
185	2	41	1	0	80	80
REARWIN 7000	2	41	1	0	1	1
REARWIN 9000-L	2	41	1	0	3	3
F/W S-ENG REC. ENG	—	41	—	0	113	113
TOTAL	**—**	**—**	**—**	**0**	**113**	**113**
COMMONWEALTH/IRISH						
185 SKYRANGER	2	41	1	0	1	1
TUNARA PUP	2	41	1	0	1	1
SUPERFLITE 440	2	41	1	0	1	1
F/W S-ENG REC. ENG	—	41	—	0	3	3
TOTAL	**—**	**—**	**—**	**0**	**3**	**3**
CONS VULTEE/BASINGER						
BT-13A	2	41	1	0	1	1
BT13	2	41	1	0	1	1
B-24D	12	51	4	0	1	1
PBY-5A	4	51	2	0	2	2
F/W S-ENG REC. ENG	—	41	—	0	2	2
F/W MULTI REC. ENG	—	51	—	0	3	3
TOTAL	**—**	**—**	**—**	**0**	**5**	**5**
CONSOLIDATED AERONAUTI						
LAKE MODEL 250	1	41	1	0	4	4
LAKE LA-4	4	41	1	0	23	23
LAKE LA-4-200	4	41	1	0	214	214
F/W S-ENG REC. ENG	—	41	—	0	241	241
TOTAL	**—**	**—**	**—**	**0**	**241**	**241**
CONSOLIDATED VULTEE						
BT-13	2	41	1	0	14	14
BT-13A	2	41	1	0	60	60
SNV-1	2	41	1	0	1	1
BT-13B (SNV-2)	2	41	1	0	15	15

U.S. REGISTERED CIVIL AIRCRAFT
BY MANUFACTURER AND MODEL—NUMBER OF SEATS
PISTON
AS OF DECEMBER 31, 1993

Manufacturer/Model/Series	Designation			Air Carrier	General Aviation	Total Aircraft
	Seats	Aircraft/ Engine Type	No. Engines			
SNV-2	2	41	1	0	4	4
BT-15	2	41	1	0	12	12
L-13	2	41	1	0	6	6
L-13B	2	41	1	0	1	1
RLB3O	3	51	4	0	1	1
P4Y-2	4	51	4	0	6	6
PBY-5A	4	51	2	0	9	9
PBY-6A	4	51	2	0	3	3
28-5ACF	25	51	2	0	7	7
L-13A	2	41	1	0	8	8
28-5ACF	4	51	2	0	3	3
XC-99	415	51	6	0	1	1
F/W S-ENG REC. ENG	—	41	—	0	121	121
F/W MULTI REC. ENG	—	51	—	0	30	30
TOTAL	—	—	—	**0**	**151**	**151**
1.131	2	41	1	0	1	1
1.131E	2	41	1	0	2	2
F/W S-ENG REC. ENG	—	41	—	0	3	3
TOTAL	—	—	—	**0**	**3**	**3**
CONVAIR						
BT-13	2	41	1	0	7	7
BT-13A	2	41	1	0	13	13
SNV-1	2	41	1	0	1	1
BT-13B	2	41	1	0	3	3
BT-15	2	41	1	0	8	8
240	42	51	2	6	9	15
240-0	42	51	2	0	1	1
240-4	42	51	2	2	1	3
240-5	42	51	2	1	1	2
240-13	42	51	2	1	0	1
240-14	42	51	2	1	1	2
240-21	42	51	2	0	1	1
240-23	42	51	2	1	0	1
240-53	42	51	2	2	1	3
240-27	42	51	2	7	0	7
240-52	42	51	2	1	0	1
T-29B	42	51	2	4	3	7
VT-29B	42	51	2	1	1	2
AT-29C	42	51	2	0	1	1
VT-29D	42	51	2	0	1	1
T-29D	8	51	2	0	1	1
340	46	51	2	16	3	19
340-32	46	51	2	2	0	2
340-37	46	51	2	1	0	1
340-62	46	51	2	1	0	1
C-131A	48	51	2	1	0	1
440	54	51	2	16	8	24
C-131B	48	51	2	4	2	6
HC-131A	48	51	2	0	5	5
340-70	48	51	2	0	1	1
C-131E	54	51	2	2	0	2

U.S. REGISTERED CIVIL AIRCRAFT
BY MANUFACTURER AND MODEL—NUMBER OF SEATS
PISTON
AS OF DECEMBER 31, 1993

Manufacturer/Model/Series	Designation			Air Carrier	General Aviation	Total Aircraft
	Seats	Aircraft/ Engine Type	No. Engines			
C-131F	54	51	2	2	4	6
C-131H	54	51	2	0	1	1
F/W S-ENG REC. ENG	—	41	—	0	32	32
F/W MULTI REC. ENG	—	51	—	72	46	118
TOTAL	—	—	—	**72**	**78**	**150**
CORBEN						
BABY ACE	1	41	1	0	1	1
F/W S-ENG REC. ENG	—	41	—	0	1	1
TOTAL	—	—	—	**0**	**1**	**1**
CORRADI MICHAEL E						
KR-2	2	41	1	0	1	1
F/W S-ENG REC. ENG	—	41	—	0	1	1
TOTAL	—	—	—	**0**	**1**	**1**
CROFT						
PITTS SPECIAL	1	41	1	0	1	1
F/W S-ENG REC. ENG	—	41	—	0	1	1
TOTAL	—	—	—	**0**	**1**	**1**
CULVER						
LCA	2	41	1	0	38	38
LFA	2	41	1	0	52	52
V	2	41	1	0	15	15
PQ-14A	2	41	1	0	2	2
PQ-14B	2	41	1	0	2	2
F/W S-ENG REC. ENG	—	41	—	0	109	109
TOTAL	—	—	—	**0**	**109**	**109**
CUNNINGHAM HALL						
PT-6F	6	41	1	0	1	1
F/W S-ENG REC. ENG	—	41	—	0	1	1
TOTAL	—	—	—	**0**	**1**	**1**
CURRENT MIKE						
KITFOX	2	41	1	0	1	1
F/W S-ENG REC. ENG	—	41	—	0	1	1
TOTAL	—	—	—	**0**	**1**	**1**
CURTISS ROBERTSON						
ROBIN J-1	3	41	1	0	1	1
F/W S-ENG REC. ENG	—	41	—	0	1	1
TOTAL	—	—	—	**0**	**1**	**1**
CURTISS WRIGHT						
A22	2	41	1	0	2	2
FLEDGLING	2	41	1	0	6	6
JR CW1	2	41	1	0	20	20
JN4C	1	41	1	0	1	1
ROBIN	3	41	1	0	22	22
ROBIN C-1	3	41	1	0	10	10
ROBIN C-2	3	41	1	0	1	1
ROBIN J-1	3	41	1	0	3	3
SEDAN 15-D	4	41	1	0	3	3
TRAVEL AIR 4-D	3	41	1	0	2	2
TRAVEL AIR D-4-D	3	41	1	0	1	1
TRAVEL AIR 6-B	6	41	1	0	2	2
TRAVEL AIR 12-Q	2	41	1	0	3	3

U.S. REGISTERED CIVIL AIRCRAFT
BY MANUFACTURER AND MODEL—NUMBER OF SEATS
PISTON
AS OF DECEMBER 31, 1993

Manufacturer/Model/Series	Designation			Air Carrier	General Aviation	Total Aircraft
	Seats	Aircraft/ Engine Type	No. Engines			
TRAVEL AIR 12-W	2	41	1	0	2	2
TRAVEL AIR A-14-D	3	41	1	0	2	2
TRAVEL AIR B-14-B	3	41	1	0	1	1
TRAVEL AIR B-14-R	3	41	1	0	1	1
TRAVEL AIR 16-E	3	41	1	0	1	1
TRAVEL AIR 2000	3	41	1	0	14	14
TRAVEL AIR 2000T	3	41	1	0	1	1
TRAVEL AIR 3000	3	41	1	0	1	1
TRAVEL AIR 4000	3	41	1	0	64	64
TRAVEL AIR B-4000	3	41	1	0	4	4
TRAVEL AIR B9-4000	3	41	1	0	2	2
TRAVEL AIR C-4000	3	41	1	0	2	2
TRAVEL AIR D-4000	3	41	1	0	7	7
TRAVEL AIR E-4000	3	41	1	0	8	8
TRAVEL AIR L-4000	3	41	1	0	4	4
TRAVEL AIR A-6000-A	6	41	1	0	3	3
TRAVEL AIR S-6000-B	6	41	1	0	2	2
O-52	2	41	1	0	1	1
P-40	1	41	1	0	1	1
P-40E	1	41	1	0	1	1
P-40N	1	41	1	0	6	6
C-46	65	51	2	0	3	3
C-46A	65	51	2	0	4	4
C-46D	65	51	2	0	3	3
C-46F	65	51	2	0	11	11
C-46R	65	51	2	0	1	1
C-46	69	51	2	0	2	2
C-46A	69	51	2	0	1	1
C-46F	69	51	2	0	6	6
C-46R	69	51	2	0	3	3
P-40N	1	41	1	0	1	1
F/W S-ENG REC. ENG	—	41	—	0	205	205
F/W MULTI REC. ENG	—	51	—	0	34	34
TOTAL	—	—	—	**0**	**239**	**239**
CURTISS-ROBERTSON						
4C-1A	3	41	1	0	1	1
ROBIN	3	41	1	0	1	1
F/W S-ENG REC. ENG	—	41	—	0	2	2
TOTAL	—	—	—	**0**	**2**	**2**
CURTISS-WRIGHT						
T-32-C CONDOR II	1	41	1	0	1	1
F/W S-ENG REC. ENG	—	41	—	0	1	1
TOTAL	—	—	—	**0**	**1**	**1**
DART						
G	2	41	1	0	8	8
GC	2	41	1	0	9	9
GK	2	41	1	0	6	6
GW	2	41	1	0	4	4
F/W S-ENG REC. ENG	—	41	—	0	27	27
TOTAL	—	—	—	**0**	**27**	**27**

U.S. REGISTERED CIVIL AIRCRAFT
BY MANUFACTURER AND MODEL—NUMBER OF SEATS
PISTON
AS OF DECEMBER 31, 1993

Manufacturer/Model/Series	Designation			Air Carrier	General Aviation	Total Aircraft
	Seats	Aircraft/ Engine Type	No. Engines			
DAVIS						
D-1-K	2	41	1	0	2	2
D-1-W	2	41	1	0	4	4
D-1-66	2	41	1	0	2	2
V-3	2	41	1	0	5	5
F/W S-ENG REC. ENG	—	41	—	0	13	13
TOTAL	—	—	—	**0**	**13**	**13**
DAY LEROY CARTER						
LD V P II	2	41	1	0	1	1
F/W S-ENG REC. ENG	—	41	—	0	1	1
TOTAL	—	—	—	**0**	**1**	**1**
DEAN						
THORP T-18	1	41	1	0	1	1
F/W S-ENG REC. ENG	—	41	—	0	1	1
TOTAL	—	—	—	**0**	**1**	**1**
DEAN DARYLE/ROBERT						
WAR F4U CORSAIR	1	41	1	0	1	1
F/W S-ENG REC. ENG	—	41	—	0	1	1
TOTAL	—	—	—	**0**	**1**	**1**
DEE HOWARD COMPANY						
500	21	51	2	0	4	4
F/W MULTI REC. ENG	—	51	—	0	4	4
TOTAL	—	—	—	**0**	**4**	**4**
DEHAVILLAND						
BEAVER DHC-2 MK.1	8	41	1	0	85	85
DHC-2-L20A	8	41	1	0	1	1
BEAVER L-20A	8	41	1	0	3	3
BEAVER U-6A	8	41	1	0	68	68
BEAVER DHC-2 MK.2	8	41	1	0	1	1
BEAVER DHC-2	8	41	1	0	43	43
DHC-2-L-20	8	41	1	0	7	7
BEAVER U-6	8	41	1	0	3	3
OTTER DHC-3	16	41	1	0	34	34
OTTER U-1A	19	41	1	0	2	2
CARIBOU DHC-4	32	51	2	0	18	18
CARIBOU DHC-4A	32	51	2	0	28	28
C-7A	32	51	2	0	5	5
DH104 DOVE 1A	13	51	2	0	1	1
DH104 DOVE 2A	13	51	2	0	1	1
DH104 DOVE 5A	13	51	2	0	7	7
DH104 DOVE 6A	13	51	2	0	13	13
DH104 DOVE 6BA	13	51	2	0	3	3
DH104 DOVE 7A	13	51	2	0	2	2
DH104 DOVE 8A	13	51	2	0	1	1
D H 114 HERON 2DA	19	51	4	0	5	5
DH-114	19	51	4	0	6	6
DH 114 HERON 2X	19	51	4	0	24	24
GYPSY MOTH	2	41	1	0	1	1
GIPSY MOTH DH.60G	2	41	1	0	2	2
PUSS MOTH 80A	3	41	1	0	1	1
TIGER MOTH DH82	2	41	1	0	1	1

U.S. REGISTERED CIVIL AIRCRAFT
BY MANUFACTURER AND MODEL—NUMBER OF SEATS
PISTON
AS OF DECEMBER 31, 1993

Manufacturer/Model/Series	Designation			Air Carrier	General Aviation	Total Aircraft
	Seats	Aircraft/ Engine Type	No. Engines			
TIGER MOTH DH 82A	2	41	1	0	55	55
TIGER MOTH DH-82C	2	41	1	0	3	3
DHC-1 CHIPMUNK	2	41	1	0	7	7
DHC-1 T.MK. 10	2	41	1	0	3	3
DHC-1 SERIES 22	2	41	1	0	1	1
DHC-1B-2-S3	2	41	1	0	4	4
DHC-1B-2-S5	2	41	1	0	1	1
CHIPMUNK 22A	2	41	1	0	2	2
DHC-3	11	41	1	0	12	12
DHC-2	7	41	1	0	49	49
DHC2 MK I	8	41	1	0	70	70
DHC-2	6	41	1	0	1	1
DHC-3	11	41	1	0	6	6
DHC-2	8	41	1	0	6	6
DHC-2 MK.I	8	41	1	0	2	2
DHC-2 BEAVER	7	41	1	0	2	2
DH-82A	2	41	1	0	1	1
SEA VENOM	2	41	1	0	1	1
F/W S-ENG REC. ENG	—	41	—	0	478	478
F/W MULTI REC. ENG	—	51	—	0	114	114
TOTAL	—	—	—	**0**	**592**	**592**
DEITERING GARY						
SCORPIAN 133	1	41	1	0	1	1
F/W S-ENG REC. ENG	—	41	—	0	1	1
TOTAL	—	—	—	**0**	**1**	**1**
DEMARTE/FAIRFIELD						
WAG AERO CUBY	2	41	1	0	1	1
F/W S-ENG REC. ENG	—	41	—	0	1	1
TOTAL	—	—	—	**0**	**1**	**1**
DETROIT						
PARKS P2A	2	41	1	0	2	2
F/W S-ENG REC. ENG	—	41	—	0	2	2
TOTAL	—	—	—	**0**	**2**	**2**
DORNIER						
DO28 A-1	8	51	2	3	2	5
DO 27	8	41	1	0	1	1
27Q5	3	41	1	0	1	1
DO 28 D-1	15	51	2	0	3	3
F/W S-ENG REC. ENG	—	41	—	0	2	2
F/W MULTI REC. ENG	—	51	—	3	5	8
TOTAL	—	—	—	**3**	**7**	**10**
DOUGLAS						
DOLPHIN 8	8	51	2	0	1	1
BTD-1 DESTROYER	1	41	1	0	1	1
A-20B	6	51	2	0	1	1
A-20G	6	51	2	0	2	2
SBD-5	2	41	1	0	1	1
A-26	6	51	2	0	2	2
A-26B	6	51	2	0	16	16
A-26C	6	51	2	0	10	10
B-26	6	51	2	0	4	4

U.S. REGISTERED CIVIL AIRCRAFT
BY MANUFACTURER AND MODEL—NUMBER OF SEATS
PISTON
AS OF DECEMBER 31, 1993

Manufacturer/Model/Series	Designation			Air Carrier	General Aviation	Total Aircraft
	Seats	Aircraft/ Engine Type	No. Engines			
B-26B	6	51	2	0	9	9
TB-26B	6	51	2	0	1	1
B-26C	6	51	2	0	4	4
TB-26C	6	51	2	0	1	1
RB-26C	6	51	2	0	2	2
B-23	5	51	2	0	2	2
DC2	18	51	2	0	2	2
DC3	32	51	2	6	79	85
DC3-G102A	32	51	2	0	5	5
DC3-G202A	32	51	2	2	16	18
DC3A	32	51	2	1	47	48
DC3A-SC3G	32	51	2	0	1	1
DC3A 1830-94	32	51	2	0	2	2
DC-3A-S1C3G	32	51	2	1	10	11
DC3A-S4C4G	32	51	2	0	6	6
DC3C	32	51	2	7	93	100
DC3C-S1C3G	32	51	2	2	41	43
C-47D	32	51	2	0	4	4
C-47J	32	51	2	0	4	4
DC3C-S4C4G	32	51	2	0	5	5
C-47	32	51	2	1	39	40
C-47A	32	51	2	0	10	10
DC3C-R-1830-90C	32	51	2	1	7	8
C-47B	32	51	2	0	4	4
DC3C 1830-94	32	51	2	0	20	20
DC3C-R	32	51	2	0	1	1
C-117A	32	51	2	0	1	1
SUPER DC-3	32	51	2	0	1	1
SUPER R4D-8	32	51	2	1	5	6
VC-47D	32	51	2	0	4	4
C-117D	32	51	2	1	7	8
DAKOTA 4	32	51	2	0	1	1
DC-4	60	51	4	0	2	2
C-54	60	51	4	0	13	13
C54A-DC	60	51	4	0	3	3
C-54A	60	51	4	0	1	1
C54B-DC	60	51	4	0	9	9
C-54B	60	51	4	0	3	3
C54D-DC	60	51	4	0	9	9
C54-D	60	51	4	0	9	9
C54E-DC	60	51	4	0	8	8
C-54E	60	51	4	0	6	6
C54G-DC	60	51	4	0	6	6
C-54G	60	51	4	0	9	9
DC-6	96	51	4	7	8	15
DC-6A	96	51	4	20	9	29
R6D-1	96	51	4	2	0	2
C-118	96	51	4	0	6	6
C-118A	96	51	4	0	20	20
C-118B	96	51	4	0	3	3
DC-6B	96	51	4	0	40	40

U.S. REGISTERED CIVIL AIRCRAFT
BY MANUFACTURER AND MODEL—NUMBER OF SEATS
PISTON
AS OF DECEMBER 31, 1993

Manufacturer/Model/Series	Designation			Air Carrier	General Aviation	Total Aircraft
	Seats	Aircraft/ Engine Type	No. Engines			
DC-7	102	51	4	5	1	6
DC-7B	102	51	4	5	3	8
DC-7BF	102	51	4	2	1	3
DC-7C	102	51	4	6	10	16
DC-7CF	102	51	4	1	0	1
AD-4	1	41	1	0	1	1
AD-4N	2	41	1	0	1	1
AD-4W	2	41	1	0	2	2
M-2	3	41	1	0	1	1
SBD-4	2	41	1	0	1	1
F/W S-ENG REC. ENG	—	41	—	0	8	8
F/W MULTI REC. ENG	—	51	—	71	649	720
TOTAL	—	—	—	**71**	**657**	**728**
DOWNER						
BELLANCA 14-19	4	41	1	0	7	7
BELLANCA 14-19-2	4	41	1	0	10	10
BELLANCA 14-19-3	4	41	1	0	18	18
BELLANCA 14-19-3A	4	41	1	0	9	9
14-19	4	41	1	0	3	3
14-19-2	4	41	1	0	3	3
14-19-3	4	41	1	0	4	4
14-19-3A	4	41	1	0	2	2
REPUBLIC RC-3	4	41	1	0	20	20
RC-3	4	41	1	0	5	5
F/W S-ENG REC. ENG	—	41	—	0	81	81
TOTAL	—	—	—	**0**	**81**	**81**
DOYLE						
0-2	2	41	1	0	1	1
F/W S-ENG REC. ENG	—	41	—	0	1	1
TOTAL	—	—	—	**0**	**1**	**1**
DRIGGS						
SKYLARK 3	2	41	1	0	2	2
F/W S-ENG REC. ENG	—	41	—	0	2	2
TOTAL	—	—	—	**0**	**2**	**2**
DUNHAM D L						
JUNGSTER I	1	41	1	0	1	1
F/W S-ENG REC. ENG	—	41	—	0	1	1
TOTAL	—	—	—	**0**	**1**	**1**
DURAMOLD						
F46A	5	41	1	0	1	1
F/W S-ENG REC. ENG	—	41	—	0	1	1
TOTAL	—	—	—	**0**	**1**	**1**
EAA BIPLANE						
BIPLANE	1	41	1	0	1	1
F/W S-ENG REC. ENG	—	41	—	0	1	1
TOTAL	—	—	—	**0**	**1**	**1**
EAGLE AIRCRAFT CO						
EAGLE DW-1	1	41	1	0	69	69
EAGLE DW-1	1	41	1	0	8	8
F/W S-ENG REC. ENG	—	41	—	0	77	77
TOTAL	—	—	—	**0**	**77**	**77**

U.S. REGISTERED CIVIL AIRCRAFT
BY MANUFACTURER AND MODEL—NUMBER OF SEATS
PISTON
AS OF DECEMBER 31, 1993

Manufacturer/Model/Series	Designation			Air Carrier	General Aviation	Total Aircraft
	Seats	Aircraft/ Engine Type	No. Engines			
EAGLEROCK						
A-1	3	41	1	0	7	7
A-2	3	41	1	0	1	1
A-3	3	41	1	0	1	1
COMB EAGLEROCK 3POLB	3	41	1	0	2	2
A-4	3	41	1	0	1	1
A-14	3	41	1	0	1	1
LONG WING EAGLEROCK	3	41	1	0	1	1
F/W S-ENG REC. ENG	—	41	—	0	14	14
TOTAL	—	—	—	**0**	**14**	**14**
ELDER DENNIS R						
HATZ	3	41	1	0	1	1
TIERRA	1	41	1	0	1	1
F/W S-ENG REC. ENG	—	41	—	0	2	2
TOTAL	—	—	—	**0**	**2**	**2**
EMIGH						
TROJAN A-2	2	41	1	0	15	15
F/W S-ENG REC. ENG	—	41	—	0	15	15
TOTAL	—	—	—	**0**	**15**	**15**
EMROTH-EMAIR						
MA-1	1	41	1	0	9	9
MA-1B	1	41	1	0	11	11
F/W S-ENG REC. ENG	—	41	—	0	20	20
TOTAL	—	—	—	**0**	**20**	**20**
ENGINEERING & RESEARCH						
415-C	2	41	1	0	239	239
415-CD	2	41	1	0	24	24
415-D	2	41	1	0	38	38
415-E	2	41	1	0	11	11
415-G	2	41	1	0	2	2
ERCOUPE 415-C	2	41	1	0	407	407
ERCOUPE 415-CD	2	41	1	0	41	41
ERCOUPE 415-D	2	41	1	0	35	35
ERCOUPE 415-E	2	41	1	0	17	17
ERCOUPE 415-G	2	41	1	0	8	8
415-C	2	41	1	0	898	898
415-CD	2	41	1	0	65	65
415-D	2	41	1	0	101	101
415-E	2	41	1	0	27	27
415-G	2	41	1	0	7	7
E	1	41	1	0	27	27
G	2	41	1	0	28	28
F/W S-ENG REC. ENG	—	41	—	0	1,975	1,975
TOTAL	—	—	—	**0**	**1,975**	**1,975**
EVANGEL AIR						
4500-300	2	51	2	0	1	1
4500-300-II	2	51	2	0	1	1
F/W MULTI REC. ENG	—	51	—	0	2	2
TOTAL	—	—	—	**0**	**2**	**2**
EXTRA FLUZEUGBAU GMBH						
EA-300	2	41	1	0	1	1

U.S. REGISTERED CIVIL AIRCRAFT
BY MANUFACTURER AND MODEL—NUMBER OF SEATS
PISTON
AS OF DECEMBER 31, 1993

Manufacturer/Model/Series	Designation			Air Carrier	General Aviation	Total Aircraft
	Seats	Aircraft/ Engine Type	No. Engines			
F/W S-ENG REC. ENG	—	41	—	0	1	1
TOTAL	—	—	—	**0**	**1**	**1**
FAIRCHILD						
22 C7A	2	41	1	0	5	5
22 C7AM	2	41	1	0	1	1
22 C7B	2	41	1	0	6	6
22 C7D	2	41	1	0	4	4
22 C7E	2	41	1	0	2	2
22 C7F	2	41	1	0	4	4
24 C8	3	41	1	0	2	2
24 C8A	3	41	1	0	3	3
24 C8B	3	41	1	0	1	1
24 C8C	3	41	1	0	19	19
24 C8D	3	41	1	0	1	1
24 C8E	3	41	1	0	9	9
24 C8F	3	41	1	0	9	9
24 H	3	41	1	0	9	9
24 G	4	41	1	0	22	22
24 J	4	41	1	0	12	12
24 K	4	41	1	0	7	7
24 KS	4	41	1	0	1	1
24R-9	4	41	1	0	9	9
24R-40	4	41	1	0	9	9
24R-46	4	41	1	0	61	61
24R-46A	4	41	1	0	14	14
24R-46S	4	41	1	0	1	1
24W-9	4	41	1	0	11	11
24W-40	4	41	1	0	17	17
24W-41	4	41	1	0	2	2
24W-41A	4	41	1	0	23	23
24W-46	4	41	1	0	61	61
24W-46S	4	41	1	0	3	3
71	7	41	1	0	3	3
FC-2-W2	7	41	1	0	4	4
F-45	5	41	1	0	3	3
KR-21	2	41	1	0	13	13
KR-31	3	41	1	0	13	13
KR-34B2	3	41	1	0	1	1
KR-34C	3	41	1	0	7	7
M-62	2	41	1	0	5	5
M-62A	2	41	1	0	120	120
PT-19	2	41	1	0	5	5
PT-19A	2	41	1	0	5	5
M-62A-3	2	41	1	0	63	63
M-62A-4	2	41	1	0	8	8
PT-26	2	41	1	0	1	1
PT-26A	2	41	1	0	3	3
PT-26B	2	41	1	0	1	1
M-62B	2	41	1	0	2	2
M-62C	2	41	1	0	38	38
PT-23	2	41	1	0	2	2

U.S. REGISTERED CIVIL AIRCRAFT
BY MANUFACTURER AND MODEL—NUMBER OF SEATS
PISTON
AS OF DECEMBER 31, 1993

Manufacturer/Model/Series	Designation			Air Carrier	General Aviation	Total Aircraft
	Seats	Aircraft/ Engine Type	No. Engines			
C-82	52	51	2	0	1	1
C-82A	52	51	2	0	1	1
C-119	52	51	2	0	6	6
C-119C	52	51	2	0	2	2
C-119G	52	51	2	0	12	12
C-123	52	51	2	0	2	2
C-123K	52	51	5	0	9	9
M62C F-23A	2	41	1	0	7	7
M-62CF-23B	2	41	1	0	3	3
F/W S-ENG REC. ENG	—	41	—	0	635	635
F/W MULTI REC. ENG	—	51	—	0	33	33
TOTAL	—	—	—	**0**	**668**	**668**
FAIREY AVIATION LTD						
SWORDFISH-A/NA4	3	41	1	0	1	1
FIREFLY	2	41	1	0	1	1
F/W S-ENG REC. ENG	—	41	—	0	2	2
TOTAL	—	—	—	**0**	**2**	**2**
FARRAND LOWELL						
SONERIA II L	2	41	1	0	1	1
VARIEZE	2	41	1	0	1	1
AS202/18A4	2	41	1	0	1	1
FISHER	1	41	1	0	1	1
F/W S-ENG REC. ENG	—	41	—	0	4	4
TOTAL	—	—	—	**0**	**4**	**4**
FLEET						
1	2	41	1	0	13	13
2	2	41	1	0	25	25
7	2	41	1	0	18	18
7-C	2	41	1	0	1	1
8	3	41	1	0	1	1
9	2	41	1	0	2	2
10F	2	41	1	0	1	1
F/W S-ENG REC. ENG	—	41	—	0	61	61
TOTAL	—	—	—	**0**	**61**	**61**
1	2	41	1	0	2	2
2	2	41	1	0	4	4
FLEET 16B	2	41	1	0	24	24
FLEET 16B	2	41	1	0	1	1
FLEET 16B	2	41	1	0	1	1
F/W S-ENG REC. ENG	—	41	—	0	32	32
TOTAL	—	—	—	**0**	**32**	**32**
FLETCHER						
FU-24A	1	41	1	0	1	1
F/W S-ENG REC. ENG	—	41	—	0	1	1
TOTAL	—	—	—	**0**	**1**	**1**
FOCKE WULF						
TA-152	1	41	1	0	1	1
F/W S-ENG REC. ENG	—	41	—	0	1	1
TOTAL	—	—	—	**0**	**1**	**1**
FOKKER						
D-VII	1	41	1	0	2	2

U.S. REGISTERED CIVIL AIRCRAFT
BY MANUFACTURER AND MODEL—NUMBER OF SEATS
PISTON
AS OF DECEMBER 31, 1993

Manufacturer/Model/Series	Designation			Air Carrier	General Aviation	Total Aircraft
	Seats	Aircraft/ Engine Type	No. Engines			
S-11-1	2	41	1	0	1	1
F/W S-ENG REC. ENG	—	41	—	0	3	3
TOTAL	**—**	**—**	**—**	**0**	**3**	**3**
FORD						
4-AT-B	14	51	3	0	2	2
4-AT-E	14	51	3	0	3	3
5-AT-B	17	51	3	0	3	3
5-AT-C	17	51	3	0	2	2
F/W MULTI REC. ENG	—	51	—	0	10	10
TOTAL	**—**	**—**	**—**	**0**	**10**	**10**
FORNEY						
F-1	2	41	1	0	73	73
F-1A	2	41	1	0	15	15
415-C	2	41	1	0	37	37
415-CD	2	41	1	0	4	4
415-D	2	41	1	0	5	5
E	2	41	1	0	7	7
G	2	41	1	0	2	2
F/W S-ENG REC. ENG	—	41	—	0	143	143
TOTAL	**—**	**—**	**—**	**0**	**143**	**143**
FOSTER THOMAS M						
STRIPLIN SKY RANGER	2	41	1	0	1	1
F/W S-ENG REC. ENG	—	41	—	0	1	1
TOTAL	**—**	**—**	**—**	**0**	**1**	**1**
FOUND						
CENTENNIAL 100	6	41	1	0	1	1
F/W S-ENG REC. ENG	—	41	—	0	1	1
TOTAL	**—**	**—**	**—**	**0**	**1**	**1**
FRANK						
JEANIES TEENIE M-2	1	41	1	0	1	1
F/W S-ENG REC. ENG	—	41	—	0	1	1
TOTAL	**—**	**—**	**—**	**0**	**1**	**1**
FRANKLIN						
90	2	41	1	0	5	5
A	2	41	1	0	2	2
F/W S-ENG REC. ENG	—	41	—	0	7	7
TOTAL	**—**	**—**	**—**	**0**	**7**	**7**
FROEHLICH						
MUSTANG II/M-II	1	41	1	0	1	1
F/W S-ENG REC. ENG	—	41	—	0	1	1
TOTAL	**—**	**—**	**—**	**0**	**1**	**1**
FUJI						
LM I	2	41	1	0	1	1
LM II	2	41	1	0	2	2
F/W S-ENG REC. ENG	—	41	—	0	3	3
TOTAL	**—**	**—**	**—**	**0**	**3**	**3**
FUNK						
C	2	41	1	0	3	3
F/W S-ENG REC. ENG	—	41	—	0	3	3
TOTAL	**—**	**—**	**—**	**0**	**3**	**3**
B	2	41	1	0	16	16

U.S. REGISTERED CIVIL AIRCRAFT
BY MANUFACTURER AND MODEL—NUMBER OF SEATS
PISTON
AS OF DECEMBER 31, 1993

Manufacturer/Model/Series	Designation			Air Carrier	General Aviation	Total Aircraft
	Seats	Aircraft/ Engine Type	No. Engines			
B75L	2	41	1	0	17	17
B85C	2	41	1	0	67	67
F/W S-ENG REC. ENG	—	41	—	0	100	100
TOTAL	—	—	—	**0**	**100**	**100**
GENERAL AIRCRAFT CO. L						
GENAIRCO	3	41	1	0	1	1
F/W S-ENG REC. ENG	—	41	—	0	1	1
TOTAL	—	—	—	**0**	**1**	**1**
GENERAL AIRCRAFT CORP						
G1-80	2	41	1	0	2	2
ARISTOCRAFT 102-A	3	41	1	0	1	1
F/W S-ENG REC. ENG	—	41	—	0	3	3
TOTAL	—	—	—	**0**	**3**	**3**
GENERAL DYNAMICS CORP						
240-17	42	51	2	0	1	1
240-53	42	51	2	0	1	1
240	42	51	2	0	5	5
240-27	42	51	2	0	9	9
T-29A	42	51	2	0	1	1
F/W MULTI REC. ENG	—	51	—	0	17	17
TOTAL	—	—	—	**0**	**17**	**17**
GEORGE TOMMY K						
GLASAIR I FT	2	41	1	0	1	1
F/W S-ENG REC. ENG	—	41	—	0	1	1
TOTAL	—	—	—	**0**	**1**	**1**
GLOBE						
GC-1A	2	41	1	0	43	43
GC-1B	2	41	1	0	430	430
F/W S-ENG REC. ENG	—	41	—	0	473	473
TOTAL	—	—	—	**0**	**473**	**473**
GOETZ MICHAEL B						
CUBY STANDARD	2	41	1	0	1	1
F/W S-ENG REC. ENG	—	41	—	0	1	1
TOTAL	—	—	—	**0**	**1**	**1**
GOLDEN EAGLE						
CHIEF	2	41	1	0	1	1
F/W S-ENG REC. ENG	—	41	—	0	1	1
TOTAL	—	—	—	**0**	**1**	**1**
GOODYEAR						
F2G	3	41	1	0	1	1
F/W S-ENG REC. ENG	—	41	—	0	1	1
TOTAL	—	—	—	**0**	**1**	**1**
GRAY CHARLES B						
LONG EZ	2	41	1	0	1	1
F/W S-ENG REC. ENG	—	41	—	0	1	1
TOTAL	—	—	—	**0**	**1**	**1**
GREAT LAKES						
2T-1A-2	2	41	1	0	128	128
2T-1	2	41	1	0	7	7
2T-1(MENASCO SPECIAL	2	41	1	0	2	2
2T-1A	2	41	1	0	30	30

U.S. REGISTERED CIVIL AIRCRAFT
BY MANUFACTURER AND MODEL—NUMBER OF SEATS
PISTON
AS OF DECEMBER 31, 1993

Manufacturer/Model/Series	Designation			Air Carrier	General Aviation	Total Aircraft
	Seats	Aircraft/ Engine Type	No. Engines			
2T-1A-1	2	41	1	0	7	7
2T-1E	2	41	1	0	3	3
F/W S-ENG REC. ENG	—	41	—	0	177	177
TOTAL	—	—	—	**0**	**177**	**177**
GRUMAN						
F6F-3	2	41	1	0	2	2
FM-2	2	41	1	0	14	14
AF-2S	2	41	1	0	2	2
J2F4	2	41	1	0	1	1
J2F6	2	41	1	0	8	8
TBM-1	2	41	1	0	1	1
TBM-3	2	41	1	0	6	6
TBM-3E	2	41	1	0	27	27
SA 16A	8	51	2	0	4	4
HU-16	5	51	2	0	11	11
HU 16A	8	51	2	0	1	1
HU-16B	8	51	2	0	3	3
HU-16C	8	51	2	0	3	3
HU-16D	27	51	2	0	1	1
HU 16E	8	51	2	0	8	8
F6F	2	41	1	0	1	1
F7F-3	2	51	2	0	3	3
G58B	2	41	1	0	1	1
F8F-1	2	41	1	0	3	3
S2F	4	51	2	0	5	5
S2F-3S	4	51	2	0	3	3
S2F-1	4	51	2	0	8	8
US-2C	2	51	2	0	1	1
S2F-1 (TS-2A)	2	51	2	0	10	10
TF-1(C-1A)	2	51	2	0	7	7
TS-2A	2	51	2	0	9	9
G-21	8	51	2	0	2	2
G-21A	8	51	2	3	51	54
JRF-4	8	51	2	0	1	1
JRF-5	8	51	2	0	1	1
G-32A	2	41	1	0	1	1
G-44	5	51	2	2	53	55
G-44A	5	51	2	2	34	36
SCAN TYPE 30	5	51	2	0	9	9
G-164	1	41	1	0	165	165
G-164A	1	41	1	0	203	203
F6F-5	2	41	1	0	1	1
G-164A	1	41	1	0	472	472
G-164B	1	41	1	0	353	353
G-164C	1	41	1	0	15	15
G-111	27	51	2	0	5	5
UF-2	27	51	2	0	2	2
F/W S-ENG REC. ENG	—	41	—	0	1,276	1,276
F/W MULTI REC. ENG	—	51	—	7	235	242
TOTAL	—	—	—	**7**	**1,511**	**1,518**

U.S. REGISTERED CIVIL AIRCRAFT
BY MANUFACTURER AND MODEL—NUMBER OF SEATS
PISTON
AS OF DECEMBER 31, 1993

Manufacturer/Model/Series	Designation			Air Carrier	General Aviation	Total Aircraft
	Seats	Aircraft/ Engine Type	No. Engines			
GRUMMAN AMERICAN AVN.						
AA-1A	2	41	1	0	1	1
AA-1C	2	41	1	0	138	138
AA-1B	2	41	1	0	366	366
AA-5	4	41	1	0	326	326
AA-5B	4	41	1	0	712	712
AA-5A	4	41	1	0	468	468
G-164	1	41	1	0	5	5
G-164A	1	41	1	0	3	3
G-164B	1	41	1	0	6	6
GA-7	4	51	2	0	50	50
F/W S-ENG REC. ENG	—	41	—	0	2,025	2,025
F/W MULTI REC. ENG	—	51	—	0	50	50
TOTAL	—	—	—	**0**	**2,075**	**2,075**
GRUMMAN/LIBERTY						
F8F-1	2	41	1	0	1	1
G-164D	1	41	1	0	3	3
TIGERCAT F7F-3	2	51	2	0	1	1
F9F-5	2	41	1	0	1	1
F/W S-ENG REC. ENG	—	41	—	0	5	5
F/W MULTI REC. ENG	—	51	—	0	1	1
TOTAL	—	—	—	**0**	**6**	**6**
GUIDON						
2/3 SOPWITH CAMEL	1	41	1	0	1	1
F/W S-ENG REC. ENG	—	41	—	0	1	1
TOTAL	—	—	—	**0**	**1**	**1**
GULFSTREAM AMERICAN CO						
AA-5A	4	41	1	0	126	126
AA-5B	4	41	1	0	243	243
GA-7	4	51	2	0	2	2
GULFSTREAM AM G-164C	1	41	1	0	1	1
GULFSTREAM AM G-164B	1	41	1	0	60	60
GULFSTREAM AM G-164D	1	41	1	0	7	7
F/W S-ENG REC. ENG	—	41	—	0	437	437
F/W MULTI REC. ENG	—	51	—	0	2	2
TOTAL	—	—	—	**0**	**439**	**439**
HAGGLUND U. SONER						
BUCKER BU-181	2	41	1	0	1	1
F/W S-ENG REC. ENG	—	41	—	0	1	1
TOTAL	—	—	—	**0**	**1**	**1**
HAMILTON						
T-28R-2	5	41	1	0	1	1
F/W S-ENG REC. ENG	—	41	—	0	1	1
TOTAL	—	—	—	**0**	**1**	**1**
HAMILTON METALPLANE						
H47	7	41	1	0	1	1
F/W S-ENG REC. ENG	—	41	—	0	1	1
TOTAL	—	—	—	**0**	**1**	**1**
HAMMOND AIRCRAFT CORP						
HAMMOND 100	1	41	1	0	1	1
F/W S-ENG REC. ENG	—	41	—	0	1	1

U.S. REGISTERED CIVIL AIRCRAFT
BY MANUFACTURER AND MODEL—NUMBER OF SEATS
PISTON
AS OF DECEMBER 31, 1993

Manufacturer/Model/Series	Designation			Air Carrier	General Aviation	Total Aircraft
	Seats	Aircraft/ Engine Type	No. Engines			
TOTAL	—	—	—	**0**	**1**	**1**
HANCOCK-HARRIS						
PITTS SPECIAL	1	41	1	0	1	1
F/W S-ENG REC. ENG	—	41	—	0	1	1
TOTAL	—	—	—	**0**	**1**	**1**
HAND						
BABY ACE #1	1	41	1	0	1	1
F/W S-ENG REC. ENG	—	41	—	0	1	1
TOTAL	—	—	—	**0**	**1**	**1**
HARLOW						
PJC-2	4	41	1	0	6	6
F/W S-ENG REC. ENG	—	41	—	0	6	6
TOTAL	—	—	—	**0**	**6**	**6**
HARRIS J WARREN						
HARRIS #4	2	41	1	0	1	1
F/W S-ENG REC. ENG	—	41	—	0	1	1
TOTAL	—	—	—	**0**	**1**	**1**
HARTMANN						
WELCH OW5M	2	41	1	0	3	3
F/W S-ENG REC. ENG	—	41	—	0	3	3
TOTAL	—	—	—	**0**	**3**	**3**
HAWKER						
TEMPEST MK II	1	41	1	0	1	1
SEA FURY TMK 20	1	41	1	0	10	10
F/W S-ENG REC. ENG	—	41	—	0	11	11
TOTAL	—	—	—	**0**	**11**	**11**
HAWKER SIDDELEY						
MK 10 SEA FURY	1	41	1	0	1	1
HURRICANE MKIIB	1	41	1	0	1	1
HS 125-3A	10	51	2	0	1	1
F/W S-ENG REC. ENG	—	41	—	0	2	2
F/W MULTI REC. ENG	—	51	—	0	1	1
TOTAL	—	—	—	**0**	**3**	**3**
HAWKINS						
1928 MONOCOUPE 70	2	41	1	0	1	1
F/W S-ENG REC. ENG	—	41	—	0	1	1
TOTAL	—	—	—	**0**	**1**	**1**
HEATH AVIATION						
CNA-40	1	41	1	0	1	1
LNB-4	1	41	1	0	2	2
F/W S-ENG REC. ENG	—	41	—	0	3	3
TOTAL	—	—	—	**0**	**3**	**3**
HELIO						
H-391B	4	41	1	0	24	24
H-395	5	41	1	0	16	16
H-395A	5	41	1	0	2	2
H-250	6	41	1	0	20	20
H-700	2	41	1	0	2	2
H-295	6	41	1	0	68	68
HT-295	6	41	1	0	16	16
U-10A	5	41	1	0	1	1

U.S. REGISTERED CIVIL AIRCRAFT
BY MANUFACTURER AND MODEL—NUMBER OF SEATS
PISTON
AS OF DECEMBER 31, 1993

Manufacturer/Model/Series	Designation			Air Carrier	General Aviation	Total Aircraft
	Seats	Aircraft/ Engine Type	No. Engines			
USAF U-10B	5	41	1	0	6	6
USAF U-10D	6	41	1	0	3	3
H-391	4	41	1	0	2	2
H800	2	41	1	0	6	6
F/W S-ENG REC. ENG	—	41	—	0	166	166
TOTAL	—	—	—	**0**	**166**	**166**
HELLER ROBERT E						
RAND ROBINSON KR-2	2	41	1	0	1	1
F/W S-ENG REC. ENG	—	41	—	0	1	1
TOTAL	—	—	—	**0**	**1**	**1**
HELTON						
LARK 95	1	41	1	0	5	5
F/W S-ENG REC. ENG	—	41	—	0	5	5
TOTAL	—	—	—	**0**	**5**	**5**
HOFFMAN-FLUGZEUBAU						
H 36 DIMONA	2	41	1	0	4	4
F/W S-ENG REC. ENG	—	41	—	0	4	4
TOTAL	—	—	—	**0**	**4**	**4**
HOWARD						
DGA-15P	5	41	1	0	10	10
DGA-4	5	41	1	0	1	1
DGA-8	5	41	1	0	1	1
DGA-11	5	41	1	0	5	5
DGA-15J	5	41	1	0	4	4
DGA-15P	5	41	1	0	87	87
NH-1	5	41	1	0	1	1
DGA-18K	2	41	1	0	2	2
F/W S-ENG REC. ENG	—	41	—	0	111	111
TOTAL	—	—	—	**0**	**111**	**111**
HUNTING AIRCRAFT LTD						
P66 PEMBROKE	14	51	2	0	2	2
F/W MULTI REC. ENG	—	51	—	0	2	2
TOTAL	—	—	—	**0**	**2**	**2**
INLAND						
R400	2	41	1	0	1	1
S300	2	41	1	0	1	1
W500	2	41	1	0	4	4
INLAND SPORT	2	41	1	0	1	1
F/W S-ENG REC. ENG	—	41	—	0	7	7
TOTAL	—	—	—	**0**	**7**	**7**
INTERMOUNTAIN						
CALLAIR A-9	2	41	1	0	23	23
CALLAIR A-9B	2	41	1	0	3	3
CALLAIR B-1	1	41	1	0	3	3
F/W S-ENG REC. ENG	—	41	—	0	29	29
TOTAL	—	—	—	**0**	**29**	**29**
INTERSTATE						
S-1A	2	41	1	0	85	85
S-1A-65F	2	41	1	0	4	4
S-1A-85F	2	41	1	0	1	1
S-1A-90F	2	41	1	0	7	7

U.S. REGISTERED CIVIL AIRCRAFT
BY MANUFACTURER AND MODEL—NUMBER OF SEATS
PISTON
AS OF DECEMBER 31, 1993

Manufacturer/Model/Series	Designation			Air Carrier	General Aviation	Total Aircraft
	Seats	Aircraft/ Engine Type	No. Engines			
S-1B1	2	41	1	0	23	23
S-1B2	2	41	1	0	2	2
L-6	2	41	1	0	3	3
L6 S1B1	2	41	1	0	1	1
F/W S-ENG REC. ENG	—	41	—	0	126	126
TOTAL	—	—	—	**0**	**126**	**126**
JAMIESON						
J-1	2	41	1	0	3	3
F/W S-ENG REC. ENG	—	41	—	0	3	3
TOTAL	—	—	—	**0**	**3**	**3**
JENNINGS GERALD R						
PIETENPOL AIRCAMPER	1	41	1	0	1	1
F/W S-ENG REC. ENG	—	41	—	0	1	1
TOTAL	—	—	—	**0**	**1**	**1**
JESPERSEN						
STARLET	1	41	1	0	1	1
F/W S-ENG REC. ENG	—	41	—	0	1	1
TOTAL	—	—	—	**0**	**1**	**1**
JOHNSON						
ROCKET 185	2	41	1	0	5	5
F/W S-ENG REC. ENG	—	41	—	0	5	5
TOTAL	—	—	—	**0**	**5**	**5**
JONES PETER M						
BOEING/JONES 75	2	41	1	0	9	9
F/W S-ENG REC. ENG	—	41	—	0	9	9
TOTAL	—	—	—	**0**	**9**	**9**
KAISER						
F5	5	41	1	0	1	1
F/W S-ENG REC. ENG	—	41	—	0	1	1
TOTAL	—	—	—	**0**	**1**	**1**
KEYSTONE AIRCRAFT						
K84 COMMUTER	4	41	1	0	1	1
F/W S-ENG REC. ENG	—	41	—	0	1	1
TOTAL	—	—	—	**0**	**1**	**1**
KINNER						
PLAYBOY R.	2	41	1	0	1	1
SPORTSTER B.	2	41	1	0	3	3
SPORTSTER B-1	2	41	1	0	1	1
SPORTSTER K	2	41	1	0	2	2
SPORTWING B-2	2	41	1	0	1	1
F/W S-ENG REC. ENG	—	41	—	0	8	8
TOTAL	—	—	—	**0**	**8**	**8**
KIRCHHOF WOLF A						
LANCAIR 0 235	2	41	1	0	1	1
RALLY 3A	2	41	1	0	1	1
F/W S-ENG REC. ENG	—	41	—	0	2	2
TOTAL	—	—	—	**0**	**2**	**2**
KORNGOLD RALPH D						
WITTMAN TAILWIND W-8	2	41	1	0	1	1
F/W S-ENG REC. ENG	—	41	—	0	1	1
TOTAL	—	—	—	**0**	**1**	**1**

U.S. REGISTERED CIVIL AIRCRAFT
BY MANUFACTURER AND MODEL—NUMBER OF SEATS
PISTON
AS OF DECEMBER 31, 1993

Manufacturer/Model/Series	Designation			Air Carrier	General Aviation	Total Aircraft
	Seats	Aircraft/ Engine Type	No. Engines			
KUBASEK JOHN W						
CLOUDBUSTER	1	41	1	0	1	1
F/W S-ENG REC. ENG	—	41	—	0	1	1
TOTAL	—	—	—	**0**	**1**	**1**
LAIRD						
LC-B	3	41	1	0	2	2
LC-B-200	3	41	1	0	1	1
LC-1B-300	2	41	1	0	1	1
LC-RW300	3	41	1	0	1	1
LC-DW500	1	41	1	0	1	1
LAIRD SPECIAL	2	41	1	0	1	1
F/W S-ENG REC. ENG	—	41	—	0	7	7
TOTAL	—	—	—	.....	**7**	**7**
LAKE						
LA-4	4	41	1	0	82	82
LA-4A	4	41	1	0	1	1
LA-4P	4	41	1	0	1	1
LA-4-200	4	41	1	0	114	114
F/W S-ENG REC. ENG	—	41	—	0	198	198
TOTAL	—	—	—	**0**	**198**	**198**
LARK						
95	1	41	1	0	2	2
F/W S-ENG REC. ENG	—	41	—	0	2	2
TOTAL	—	—	—	**0**	**2**	**2**
LAWSON-RAYMOND						
KR-2	2	41	1	0	1	1
F/W S-ENG REC. ENG	—	41	—	0	1	1
TOTAL	—	—	—	**0**	**1**	**1**
LINCOLN						
PT	2	41	1	0	1	1
PT-K	2	41	1	0	2	2
PT-W	2	41	1	0	1	1
1928	3	41	1	0	1	1
F/W S-ENG REC. ENG	—	41	—	0	5	5
TOTAL	—	—	—	**0**	**5**	**5**
LOCKHEED						
B-34	10	51	2	0	1	1
PV-1	10	51	2	0	14	14
PV-2	10	51	2	0	31	31
P2V-5	1	51	2	0	8	8
P2V-5F	1	51	2	0	7	7
P2V-7	1	51	2	0	30	30
P-38L-5LD	1	51	2	0	1	1
P-38L	1	51	2	0	4	4
P-38L-5	1	51	2	0	2	2
F-5G	1	51	2	0	1	1
VEGA 1	5	41	1	0	1	1
VEGA 2D	5	41	1	0	1	1
VEGA 5C	7	41	1	0	2	2
ELECTRA 10-A	12	51	2	0	4	4
ELECTRA 10-E	12	51	2	0	2	2

U.S. REGISTERED CIVIL AIRCRAFT
BY MANUFACTURER AND MODEL—NUMBER OF SEATS
PISTON
AS OF DECEMBER 31, 1993

Manufacturer/Model/Series	Designation			Air Carrier	General Aviation	Total Aircraft
	Seats	Aircraft/ Engine Type	No. Engines			
12A	8	51	2	0	20	20
14-H	14	51	2	0	1	1
18	17	51	2	0	15	15
LEARSTAR	17	51	2	0	1	1
18-08	17	51	2	1	1	2
18-50	17	51	2	1	1	2
18-56	17	51	2	6	34	40
49-46	63	51	4	0	1	1
749-79	63	51	4	0	2	2
C-121A	63	51	4	0	1	1
749A-79	63	51	4	0	1	1
1049-53	112	51	4	0	1	1
1049B-55	112	51	4	0	1	1
C-121C	112	51	4	0	2	2
1049H	112	51	4	0	3	3
C-121T	112	51	4	0	2	2
1649A	102	51	4	0	2	2
1649A-98	102	51	4	0	1	1
YO-3A	1	41	1	0	3	3
SP-2H	10	51	2	0	10	10
402-2	6	41	1	0	2	2
P-38	1	51	2	0	1	1
P-38	1	51	2	0	1	1
P-38G	2	51	2	0	2	2
F/W S-ENG REC. ENG	—	41	—	0	9	9
F/W MULTI REC. ENG	—	51	—	8	209	217
TOTAL	—	—	—	**8**	**218**	**226**
LONG STEPHEN						
PITTS S1S	1	41	1	0	1	1
F/W S-ENG REC. ENG	—	41	—	0	1	1
TOTAL	—	—	—	**0**	**1**	**1**
LUSCOMBE						
8	2	41	1	0	15	15
8A	2	41	1	0	1,166	1,166
8B	2	41	1	0	19	19
8C	2	41	1	0	53	53
8D	2	41	1	0	16	16
8E	2	41	1	0	418	418
8F	2	41	1	0	144	144
T-8F	2	41	1	0	27	27
F/W S-ENG REC. ENG	—	41	—	0	1,858	1,858
TOTAL	—	—	—	**0**	**1,858**	**1,858**
11A	4	41	1	0	27	27
F/W S-ENG REC. ENG	—	41	—	0	27	27
TOTAL	—	—	—	**0**	**27**	**27**
LUSCOMBE AIRPLANE CORP						
PHANTOM 1	2	41	1	0	6	6
4	2	41	1	0	1	1
F/W S-ENG REC. ENG	—	41	—	0	7	7
TOTAL	—	—	—	**0**	**7**	**7**

U.S. REGISTERED CIVIL AIRCRAFT
BY MANUFACTURER AND MODEL—NUMBER OF SEATS
PISTON
AS OF DECEMBER 31, 1993

Manufacturer/Model/Series	Designation			Air Carrier	General Aviation	Total Aircraft
	Seats	Aircraft/ Engine Type	No. Engines			
LUSCOMBE/PEDERSEN						
T-8F	2	41	1	0	1	1
F/W S-ENG REC. ENG	—	41	—	0	1	1
TOTAL	—	—	—	**0**	**1**	**1**
MACCHI						
LASA 60	2	41	1	0	1	1
AL60-F5	2	41	1	0	1	1
F/W S-ENG REC. ENG	—	41	—	0	2	2
TOTAL	—	—	—	**0**	**2**	**2**
MACKIE,CHESTER						
TEENIE-TWO	1	41	1	0	1	1
F/W S-ENG REC. ENG	—	41	—	0	1	1
TOTAL	—	—	—	**0**	**1**	**1**
MAEL AIRCRAFT CORP						
BURNS BA-42	6	51	2	0	1	1
F/W MULTI REC. ENG	—	51	—	0	1	1
TOTAL	—	—	—	**0**	**1**	**1**
MAHLER, ROBERT						
RV-3	1	41	1	0	1	1
MONERAI P	1	41	1	0	1	1
NORTH AMERICAN P-51D	2	41	1	0	1	1
F/W S-ENG REC. ENG	—	41	—	0	3	3
TOTAL	—	—	—	**0**	**3**	**3**
MARTIN						
B-26	15	51	2	0	1	1
B-26C	15	51	2	0	1	1
202	42	51	2	0	1	1
404	52	51	2	0	27	27
AM-1 MAULER	1	41	1	0	1	1
F/W S-ENG REC. ENG	—	41	—	0	1	1
F/W MULTI REC. ENG	—	51	—	0	30	30
TOTAL	—	—	—	**0**	**31**	**31**
SPRINT II R503	2	41	1	0	1	1
MATUS G						
F/W S-ENG REC. ENG	—	41	—	0	1	1
TOTAL	—	—	—	**0**	**1**	**1**
MAULE						
BEE DEE M-4	4	41	1	0	6	6
M-4	4	41	1	0	51	51
M-4C	4	41	1	0	9	9
BEE DEE M-4-210	4	41	1	0	7	7
M-4-210	4	41	1	0	14	14
M-4-210C	4	41	1	0	52	52
M-4-220C	4	41	1	0	125	125
M-4S	4	41	1	0	3	3
M-4-180C	4	41	1	0	3	3
M-5-220C	4	41	1	0	39	39
M-5-210C	4	41	1	0	116	116
M-5-235C	4	41	1	0	238	238
M-5-200	4	41	1	0	1	1
M 6 180C	4	41	1	0	1	1

U.S. REGISTERED CIVIL AIRCRAFT
BY MANUFACTURER AND MODEL—NUMBER OF SEATS
PISTON
AS OF DECEMBER 31, 1993

Manufacturer/Model/Series	Designation			Air Carrier	General Aviation	Total Aircraft
	Seats	Aircraft/ Engine Type	No. Engines			
M-6-180	4	41	1	0	2	2
M-5-210TC	4	41	1	0	6	6
MX-7-235	5	41	1	0	4	4
MX-7-180	5	41	1	0	2	2
M-5-180C	4	41	1	0	45	45
MX-7-180A	5	41	1	0	1	1
F/W S-ENG REC. ENG	—	41	—	0	725	725
TOTAL	—	—	—	**0**	**725**	**725**
MAULE AIR INC						
M-5-180C	4	41	1	0	27	27
M-5-235C	4	41	1	0	6	6
M-6-235	4	41	1	0	18	18
MX-7-160	5	41	1	0	9	9
MX-7-180	5	41	1	0	35	35
MXT-7-180	5	41	1	0	14	14
MX-7-235	5	41	1	0	47	47
M-7-235	4	41	1	0	39	39
M-8-235	4	41	1	0	2	2
F/W S-ENG REC. ENG	—	41	—	0	197	197
TOTAL	—	—	—	**0**	**197**	**197**
MAULE AIRCRAFT						
M-6-235	4	41	1	0	67	67
M-7-235	4	41	1	0	13	13
F/W S-ENG REC. ENG	—	41	—	0	80	80
TOTAL	—	—	—	**0**	**80**	**80**
MC HOLM THOMAS C						
QUICKIE Q2	2	41	1	0	1	1
F/W S-ENG REC. ENG	—	41	—	0	1	1
TOTAL	—	—	—	**0**	**1**	**1**
MCCLISH						
FUNK B	2	41	1	0	3	3
FUNK B75L	2	41	1	0	6	6
FUNK B85C	2	41	1	0	39	39
F/W S-ENG REC. ENG	—	41	—	0	48	48
TOTAL	—	—	—	**0**	**48**	**48**
MCDANELD						
ROAMAIR	2	41	1	0	1	1
F/W S-ENG REC. ENG	—	41	—	0	1	1
TOTAL	—	—	—	**0**	**1**	**1**
C-47B	32	51	2	0	1	1
F/W MULTI REC. ENG	—	51	—	0	1	1
TOTAL	—	—	—	**0**	**1**	**1**
MERCURY						
BT-120	2	41	1	0	1	1
F/W S-ENG REC. ENG	—	41	—	0	1	1
TOTAL	—	—	—	**0**	**1**	**1**
MESSERSCHMITT						
ME 108 TAIFUN	4	41	1	0	1	1
ME 109 C4K	1	41	1	0	8	8
ME 109 G	1	41	1	0	3	3
BO 209 MONSUN	1	41	1	0	9	9

U.S. REGISTERED CIVIL AIRCRAFT
BY MANUFACTURER AND MODEL—NUMBER OF SEATS
PISTON
AS OF DECEMBER 31, 1993

Manufacturer/Model/Series	Designation			Air Carrier	General Aviation	Total Aircraft
	Seats	Aircraft/ Engine Type	No. Engines			
F/W S-ENG REC. ENG	—	41	—	0	21	21
TOTAL	—	—	—	**0**	**21**	**21**
MEYERS						
MAC-145	2	41	1	0	15	15
OTW	2	41	1	0	21	21
OTW-145	2	41	1	0	12	12
OTW-160	2	41	1	0	18	18
200A	4	41	1	0	9	9
200B	4	41	1	0	13	13
200C	4	41	1	0	7	7
200D	4	41	1	0	3	3
F/W S-ENG REC. ENG	—	41	—	0	98	98
TOTAL	—	—	—	**0**	**98**	**98**
MONG SPORT						
MS-2A	1	41	1	0	1	1
F/W S-ENG REC. ENG	—	41	—	0	1	1
TOTAL	—	—	—	**0**	**1**	**1**
MONO-AIRCRAFT						
MONOSPORT 2	2	41	1	0	1	1
90	2	41	1	0	10	10
90A	2	41	1	0	43	43
90AF	2	41	1	0	7	7
90AL-115	2	41	1	0	6	6
90AW	2	41	1	0	2	2
110	2	41	1	0	11	11
110 SPECIAL	2	41	1	0	5	5
F/W S-ENG REC. ENG	—	41	—	0	85	85
TOTAL	—	—	—	**0**	**85**	**85**
MONOCOUPE						
70	2	41	1	0	4	4
113	2	41	1	0	3	3
125	2	41	1	0	1	1
D145	2	41	1	0	3	3
MONOPREP	2	41	1	0	1	1
F/W S-ENG REC. ENG	—	41	—	0	12	12
TOTAL	—	—	—	**0**	**12**	**12**
M-18C	1	41	1	0	69	69
MOONEY						
M-18C 55	1	41	1	0	15	15
M-18L	1	41	1	0	40	40
M-18LA	1	41	1	0	18	18
M20A	4	41	1	0	195	195
M20B	4	41	1	0	136	136
M20C	4	41	1	0	1,595	1,595
M20D	4	41	1	0	122	122
M20E	4	41	1	0	1,046	1,046
M20F	4	41	1	0	885	885
M-20G	4	41	1	0	150	150
M20J	4	41	1	0	1,476	1,476
M20L	4	41	1	0	26	26
M20M	4	41	1	0	116	116

U.S. REGISTERED CIVIL AIRCRAFT
BY MANUFACTURER AND MODEL—NUMBER OF SEATS
PISTON
AS OF DECEMBER 31, 1993

Manufacturer/Model/Series	Designation			Air Carrier	General Aviation	Total Aircraft
	Seats	Aircraft/ Engine Type	No. Engines			
M22	5	41	1	0	20	20
201	4	41	1	0	5	5
205	4	41	1	0	1	1
A-2A	2	41	1	0	6	6
M10	2	41	1	0	49	49
M205	4	41	1	0	1	1
M20	4	41	1	0	79	79
M20K	4	41	1	0	870	870
M-18	1	41	1	0	1	1
F/W S-ENG REC. ENG	—	41	—	0	6,921	6,921
TOTAL	—	—	—	**0**	**6,921**	**6,921**
MORANE SAULNIER						
MS893A	4	41	1	0	1	1
MS893E	4	41	1	0	1	1
733	3	41	1	0	1	1
MS880B	3	41	1	0	1	1
505	2	41	1	0	1	1
317	2	41	1	0	1	1
N	1	41	1	0	1	1
F/W S-ENG REC. ENG	—	41	—	0	7	7
TOTAL	—	—	—	**0**	**7**	**7**
MORGAN						
VARIEZE	2	41	1	0	1	1
F/W S-ENG REC. ENG	—	41	—	0	1	1
TOTAL	—	—	—	**0**	**1**	**1**
MORRISEY						
2150	2	41	1	0	7	7
2150A	2	41	1	0	24	24
2000C	2	41	1	0	1	1
2150-A	2	41	1	0	1	1
F/W S-ENG REC. ENG	—	41	—	0	33	33
TOTAL	—	—	—	**0**	**33**	**33**
MOTH						
60-GM	2	41	1	0	5	5
60-GMW	2	41	1	0	1	1
F/W S-ENG REC. ENG	—	41	—	0	6	6
TOTAL	—	—	—	**0**	**6**	**6**
MURRAYAIR						
MA-1	1	41	1	0	8	8
F/W S-ENG REC. ENG	—	41	—	0	8	8
TOTAL	—	—	—	**0**	**8**	**8**
NANCHANG CHINA						
CJ-6A	1	41	1	0	14	14
F/W S-ENG REC. ENG	—	41	—	0	14	14
TOTAL	—	—	—	**0**	**14**	**14**
NARDI						
FN-333	4	41	1	0	3	3
F/W S-ENG REC. ENG	—	41	—	0	3	3
TOTAL	—	—	—	**0**	**3**	**3**
NAVAL AIRCRAFT FACTORY						
N3N-3	2	41	1	0	146	146

U.S. REGISTERED CIVIL AIRCRAFT
BY MANUFACTURER AND MODEL—NUMBER OF SEATS
PISTON
AS OF DECEMBER 31, 1993

Manufacturer/Model/Series	Designation			Air Carrier	General Aviation	Total Aircraft
	Seats	Aircraft/ Engine Type	No. Engines			
F/W S-ENG REC. ENG	—	41	—	0	146	146
TOTAL	—	—	—	**0**	**146**	**146**
NAVION						
A	5	41	1	0	151	151
L-17A	5	41	1	0	3	3
L-V7B	5	41	1	0	3	3
L-17C	5	41	1	0	2	2
B	5	41	1	0	48	48
D	5	41	1	0	6	6
E	5	41	1	0	1	1
F	5	41	1	0	6	6
G	5	41	1	0	71	71
H	5	41	1	0	38	38
F/W S-ENG REC. ENG	—	41	—	0	329	329
TOTAL	—	—	—	**0**	**329**	**329**
NEELY BUDDY RAY						
THORP T-18	2	41	1	0	1	1
F/W S-ENG REC. ENG	—	41	—	0	1	1
TOTAL	—	—	—	**0**	**1**	**1**
NEW STANDARD						
D-25	5	41	1	0	5	5
F/W S-ENG REC. ENG	—	41	—	0	5	5
TOTAL	—	—	—	**0**	**5**	**5**
FU24-954	3	41	1	0	1	1
F/W S-ENG REC. ENG	—	41	—	0	1	1
TOTAL	—	—	—	**0**	**1**	**1**
NICHOLAS BEAZLEY						
NB-8G	2	41	1	0	3	3
NB-3G	2	41	1	0	1	1
F/W S-ENG REC. ENG	—	41	—	0	4	4
TOTAL	—	—	—	**0**	**4**	**4**
NIEUPORT						
NIEUPORT 28C-1	1	41	1	0	2	2
F/W S-ENG REC. ENG	—	41	—	0	2	2
TOTAL	—	—	—	**0**	**2**	**2**
NOORDUYN						
UC-64A	9	41	1	0	4	4
NORSEMAN VI	9	41	1	0	1	1
F/W S-ENG REC. ENG	—	41	—	0	5	5
TOTAL	—	—	—	**0**	**5**	**5**
NORD						
1002	4	41	1	0	3	3
1101	4	41	1	0	7	7
STAMPE SV4C	2	41	1	0	7	7
3202	2	41	1	0	10	10
NC854	2	41	1	0	1	1
F/W S-ENG REC. ENG	—	41	—	0	28	28
TOTAL	—	—	—	**0**	**28**	**28**
NORTH AMERICAN						
NAVION	5	41	1	0	308	308
NAVION A	5	41	1	0	57	57

U.S. REGISTERED CIVIL AIRCRAFT
BY MANUFACTURER AND MODEL—NUMBER OF SEATS
PISTON
AS OF DECEMBER 31, 1993

Manufacturer/Model/Series	Designation			Air Carrier	General Aviation	Total Aircraft
	Seats	Aircraft/ Engine Type	No. Engines			
NAVION L-17A	5	41	1	0	2	2
NAVION L-17B	5	41	1	0	1	1
NAVION B	5	41	1	0	5	5
NAVION D	5	41	1	0	1	1
NAVION G	5	41	1	0	2	2
F/W S-ENG REC. ENG	—	41	—	0	376	376
TOTAL	—	—	—	**0**	**376**	**376**
A36A	1	41	1	0	1	1
HARVARD II A	2	41	1	0	1	1
AT-6	2	41	1	0	42	42
SNJ-2	2	41	1	0	11	11
AT-6A	2	41	1	0	18	18
AT-6B	2	41	1	0	1	1
AT-6C	2	41	1	0	30	30
SNJ-4	2	41	1	0	38	38
AT-6D	2	41	1	0	73	73
SNJ-5C	2	41	1	0	3	3
SNJ-5	2	41	1	0	109	109
SNJ-5B	2	41	1	0	3	3
AT-6F	2	41	1	0	22	22
SNJ-6	2	41	1	0	31	31
SNJ-6B	2	41	1	0	1	1
SNJ-7	2	41	1	0	2	2
BRITISH HARVARD	2	41	1	0	2	2
HARVARD 4	2	41	1	0	3	3
HARVARD MK IV	2	41	1	0	1	1
T-6G	2	41	1	0	91	91
AT-6G	2	41	1	0	42	42
HARVARD 2	2	41	1	0	1	1
HARVARD MKII	2	41	1	0	1	1
NA-64	2	41	1	0	5	5
RB-25	6	51	2	0	1	1
B-25C	6	51	2	0	2	2
B-25H	6	51	2	0	3	3
B-25J	6	51	2	0	14	14
B-25J-32-NC	6	51	2	0	1	1
B-25N	6	51	2	0	8	8
TB-25N	6	51	2	0	19	19
TB-25J	6	51	2	0	2	2
047A	1	41	1	0	1	1
047B	1	41	1	0	1	1
P-51A	1	41	1	0	1	1
P-51K	1	41	1	0	1	1
F-51	1	41	1	0	1	1
F-51D	1	41	1	0	49	49
F-51-H-5-NA	1	41	1	0	1	1
P-51D	2	41	1	0	4	4
T-28A	2	41	1	0	10	10
NOMAD NA-260	2	41	1	0	2	2
T-28A	2	41	1	0	38	38
T-28B	2	41	1	0	66	66

U.S. REGISTERED CIVIL AIRCRAFT
BY MANUFACTURER AND MODEL—NUMBER OF SEATS
PISTON
AS OF DECEMBER 31, 1993

Manufacturer/Model/Series	Designation			Air Carrier	General Aviation	Total Aircraft
	Seats	Aircraft/ Engine Type	No. Engines			
T-28C	2	41	1	0	15	15
T-28D	2	41	1	0	4	4
T-6G	2	41	1	0	11	11
T-6D	2	41	1	0	6	6
SNJ-4	2	41	1	0	4	4
T-6G	2	41	1	0	2	2
AT-6A	2	41	1	0	1	1
T-6G	2	41	1	0	2	2
P-51D	2	41	1	0	1	1
T-28C	2	41	1	0	2	2
T-28A	2	41	1	0	1	1
AT-6A	2	41	1	0	1	1
SNJ-4	2	41	1	0	6	6
SNJ-5	2	41	1	0	7	7
P-51D	2	41	1	0	1	1
P-51A	1	41	1	0	1	1
P-51C	1	41	1	0	1	1
P-51D	2	41	1	0	1	1
P-51D	1	41	1	0	72	72
SNJ-5C	2	41	1	0	1	1
P-51D	2	41	1	0	1	1
T-28D-5	2	41	1	0	1	1
F-51D	2	41	1	0	1	1
P-51D	2	41	1	0	1	1
T-28C	2	41	1	0	1	1
F/W S-ENG REC. ENG	—	41	—	0	852	852
F/W MULTI REC. ENG	—	51	—	0	50	50
TOTAL	**—**	**—**	**—**	**0**	**902**	**902**
NORTHROP						
P-61	3	51	2	0	1	1
N9M	2	41	1	0	1	1
F/W S-ENG REC. ENG	—	41	—	0	1	1
F/W MULTI REC. ENG	—	51	—	0	1	1
TOTAL	**—**	**—**	**—**	**0**	**2**	**2**
NORTHWESTERN						
PORTERFIELD 35	2	41	1	0	1	1
PORTERFIELD 35-70	2	41	1	0	3	3
PORTERFIELD CP-65	2	41	1	0	4	4
PORTERFIELD LP-65	2	41	1	0	6	6
PORTERFIELD 75C	2	41	1	0	1	1
F/W S-ENG REC. ENG	—	41	—	0	15	15
TOTAL	**—**	**—**	**—**	**0**	**15**	**15**
PARAMOUNT						
CABINAIRE	4	41	1	0	1	1
F/W S-ENG REC. ENG	—	41	—	0	1	1
TOTAL	**—**	**—**	**—**	**0**	**1**	**1**
PARKS						
P-1	3	41	1	0	1	1
P-2-A	3	41	1	0	1	1
F/W S-ENG REC. ENG	—	41	—	0	2	2
TOTAL	**—**	**—**	**—**	**0**	**2**	**2**

U.S. REGISTERED CIVIL AIRCRAFT
BY MANUFACTURER AND MODEL—NUMBER OF SEATS
PISTON
AS OF DECEMBER 31, 1993

Manufacturer/Model/Series	Designation			Air Carrier	General Aviation	Total Aircraft
	Seats	Aircraft/ Engine Type	No. Engines			
PARTENAVIA						
P68-TC OBSERVER	7	51	2	0	2	2
P 68 C/TC	7	51	2	0	11	11
P 68 OBSERVER	7	51	2	0	8	8
P68B	6	51	2	0	4	4
P66C	4	41	1	0	1	1
P.68C	7	51	2	0	20	20
F/W S-ENG REC. ENG	—	41	—	0	1	1
F/W MULTI REC. ENG	—	51	—	0	45	45
TOTAL	—	—	—	**0**	**46**	**46**
PASPED						
SKYLARK W1	2	41	1	0	1	1
F/W S-ENG REC. ENG	—	41	—	0	1	1
TOTAL	—	—	—	**0**	**1**	**1**
PERCIVAL AIRCRAFT LTD						
PRINCE P50 SERIES 2A	2	51	2	0	1	1
P-56 PROVOST T.MK.1	2	41	1	0	1	1
F/W S-ENG REC. ENG	—	41	—	0	1	1
F/W MULTI REC. ENG	—	51	—	0	1	1
TOTAL	—	—	—	**0**	**2**	**2**
PEREZ LUIS M						
CONDOR III+II	2	41	1	0	1	1
F/W S-ENG REC. ENG	—	41	—	0	1	1
TOTAL	—	—	—	**0**	**1**	**1**
PERTH AMBOY						
BIRD A	3	41	1	0	1	1
BIRD BK	3	41	1	0	6	6
BIRD CK	3	41	1	0	3	3
F/W S-ENG REC. ENG	—	41	—	0	10	10
TOTAL	—	—	—	**0**	**10**	**10**
PETERSON+DUOOS						
CORBEN JR MODEL E	2	41	1	0	1	1
F/W S-ENG REC. ENG	—	41	—	0	1	1
TOTAL	—	—	—	**0**	**1**	**1**
PHEASANT						
H-10	3	41	1	0	1	1
F/W S-ENG REC. ENG	—	41	—	0	1	1
TOTAL	—	—	—	**0**	**1**	**1**
PHILLIPS AVIATION CO						
PHILLIPS FLEET 7	2	41	1	0	1	1
CT-2	2	41	1	0	1	1
F/W S-ENG REC. ENG	—	41	—	0	2	2
TOTAL	—	—	—	**0**	**2**	**2**
PIAGGIO						
P.136-L1	5	51	2	0	8	8
P.136-L2	5	51	2	0	3	3
P-149D	5	41	1	0	2	2
P.166	8	51	2	0	3	3
F/W S-ENG REC. ENG	—	41	—	0	2	2
F/W MULTI REC. ENG	—	51	—	0	14	14
TOTAL	—	—	—	**0**	**16**	**16**

U.S. REGISTERED CIVIL AIRCRAFT
BY MANUFACTURER AND MODEL—NUMBER OF SEATS
PISTON
AS OF DECEMBER 31, 1993

Manufacturer/Model/Series	Designation			Air Carrier	General Aviation	Total Aircraft
	Seats	Aircraft/ Engine Type	No. Engines			
PIGMAN REED						
REARWIN 8135	2	41	1	0	5	5
F/W S-ENG REC. ENG	—	41	—	0	5	5
TOTAL	**—**	**—**	**—**	**0**	**5**	**5**
PILATUS						
PC-6	8	41	1	0	3	3
PC-6/350	8	41	1	0	2	2
PC-6/350-H2	8	41	1	0	1	1
F/W S-ENG REC. ENG	—	41	—	0	6	6
TOTAL	**—**	**—**	**—**	**0**	**6**	**6**
BN-2B-27	10	51	2	0	1	1
BN-2B-21	10	51	2	0	2	2
F/W MULTI REC. ENG	—	51	—	0	3	3
TOTAL	**—**	**—**	**—**	**0**	**3**	**3**
PINE AIR						
SUPER V	4	51	2	0	1	1
F/W MULTI REC. ENG	—	51	—	0	1	1
TOTAL	**—**	**—**	**—**	**0**	**1**	**1**
PIPER						
AE-1	2	41	1	0	3	3
E-2	2	41	1	0	18	18
F-2	2	41	1	0	1	1
J-2	2	41	1	0	61	61
J-3	2	41	1	0	97	97
J-3C	2	41	1	0	54	54
J3C-50	2	41	1	0	6	6
J3C-50S	2	41	1	0	1	1
J3C-65	2	41	1	0	3,356	3,356
L-4	2	41	1	0	1	1
L-4A	2	41	1	0	1	1
L-4B	2	41	1	0	3	3
L-4H	2	41	1	0	2	2
J3C-115	2	41	1	0	1	1
J3C-75S	2	41	1	0	1	1
J3C-90-8F	2	41	1	0	1	1
L-4J	2	41	1	0	7	7
J3C-90	2	41	1	0	5	5
NE-1	2	41	1	0	1	1
J3C-85	2	41	1	0	33	33
J3C-65S	2	41	1	0	26	26
J3C-75	2	41	1	0	9	9
J3F-50	2	41	1	0	17	17
J3F-60	2	41	1	0	18	18
J3F-65	2	41	1	0	140	140
J3F-90	2	41	1	0	2	2
J3L	2	41	1	0	16	16
J3L-65	2	41	1	0	208	208
J3L-65S	2	41	1	0	1	1
J3P	2	41	1	0	2	2
J4	2	41	1	0	16	16
J4A	2	41	1	0	156	156

U.S. REGISTERED CIVIL AIRCRAFT
BY MANUFACTURER AND MODEL—NUMBER OF SEATS
PISTON
AS OF DECEMBER 31, 1993

Manufacturer/Model/Series	Designation			Air Carrier	General Aviation	Total Aircraft
	Seats	Aircraft/ Engine Type	No. Engines			
J4A-S	2	41	1	0	1	1
J4B	2	41	1	0	2	2
J4E	2	41	1	0	56	56
J4F	2	41	1	0	13	13
J5A	3	41	1	0	314	314
J5A-80	3	41	1	0	3	3
J5B	3	41	1	0	6	6
J5C	3	41	1	0	21	21
L-14	3	41	1	0	1	1
PA-11	2	41	1	0	435	435
PA-11S	2	41	1	0	6	6
PA-12	3	41	1	0	1,366	1,366
PA-12S	3	41	1	0	3	3
PA-14	4	41	1	0	104	104
PA-15	2	41	1	0	179	179
PA-16	4	41	1	0	365	365
PA-17	2	41	1	0	109	109
PA-18	2	41	1	0	514	514
PA-18A	2	41	1	0	149	149
PA-18S	2	41	1	0	6	6
PA-18-105 SPECIAL	2	41	1	0	107	107
PA-18 105	2	41	1	0	52	52
PA-18-125	2	41	1	0	102	102
L-21	2	41	1	0	1	1
L-21A	2	41	1	0	10	10
L-21B	2	41	1	0	39	39
PA-18AS-125	2	41	1	0	6	6
PA-18S-125	2	41	1	0	2	2
PA-18-135	2	41	1	0	210	210
PA-18A-135	2	41	1	0	48	48
PA-18AS-135	2	41	1	0	1	1
PA-18S-135	2	41	1	0	2	2
PA-18-150	2	41	1	0	1,978	1,978
PA-18S-150	2	41	1	0	5	5
PA-18A RESTRICTED	1	41	1	0	5	5
PA-18A-135RESTRICTED	1	41	1	0	2	2
PA-18A 150	1	41	1	0	376	376
PA-18-150 RESTRICTED	1	41	1	0	26	26
PA-19	2	41	1	0	6	6
L-18C	2	41	1	0	13	13
PA-20	4	41	1	0	405	405
PA-20S	3	41	1	0	4	4
PA-20-115	4	41	1	0	1	1
PA-20-135	4	41	1	0	55	55
PA-20S-135	3	41	1	0	1	1
PA-20-150	4	41	1	0	3	3
PA-22	4	41	1	0	497	497
PA-22-108	2	41	1	0	933	933
PA-22-135	4	41	1	0	691	691
PA22-20-135	4	41	1	0	1	1
PA-22S-135	3	41	1	0	7	7

U.S. REGISTERED CIVIL AIRCRAFT
BY MANUFACTURER AND MODEL—NUMBER OF SEATS
PISTON
AS OF DECEMBER 31, 1993

Manufacturer/Model/Series	Designation			Air Carrier	General Aviation	Total Aircraft
	Seats	Aircraft/ Engine Type	No. Engines			
PA-22-150	4	41	1	0	1,887	1,887
PA-22S-150	3	41	1	0	14	14
PA-22-160	4	41	1	0	663	663
PA-22S-160	3	41	1	0	1	1
PA-23	5	51	2	1	430	431
PA-23-150	5	51	2	1	122	123
PA-23-160	5	51	2	1	415	416
PA-23-180	5	51	2	0	2	2
PA-23-235	5	51	2	0	43	43
PA-23-250	6	51	2	8	2,201	2,209
PA-E23-250	6	51	2	0	3	3
U0-1	6	51	2	0	2	2
PA-24	4	41	1	0	472	472
PA-24-180	4	41	1	0	260	260
PA-24-250	4	41	1	0	1,592	1,592
PA-24-260	4	41	1	0	691	691
PA-24-400	4	41	1	0	95	95
PA-25	1	41	1	0	139	139
PA-25-150	1	41	1	0	2	2
PA-25-235	1	41	1	0	789	789
PA-25-260	1	41	1	0	121	121
PA-28	2	41	1	0	169	169
PA-28-140	2	41	1	0	5,891	5,891
PA-28-161	4	41	1	0	1,990	1,990
PA-28-150	4	41	1	0	186	186
PA28-151	4	41	1	0	1,219	1,219
PA-28-160	4	41	1	0	355	355
PA-28-181	4	41	1	0	2,197	2,197
PA-28-180	4	41	1	0	4,170	4,170
PA-28R-180	4	41	1	0	720	720
PA-28-235	4	41	1	0	1,020	1,020
PA-28R-200	4	41	1	0	1,569	1,569
PA-28R-201T	4	41	1	0	513	513
PA-28S-180	4	41	1	0	1	1
PA-28-236	4	41	1	0	492	492
PA-28R-201	4	41	1	0	332	332
PA-28RT-201T	4	41	1	0	329	329
PA-28RT-201	4	41	1	0	233	233
PA-28-201T	4	41	1	0	81	81
PA-30	4	51	2	0	1,153	1,153
PA-30B-160	4	51	2	0	1	1
PA-31	6	51	2	0	446	446
PA-31-310	8	51	2	0	14	14
PA-31-300	6	51	2	0	4	4
PA-31-325	8	51	2	0	245	245
PA-31-350	8	51	2	0	851	851
PA 31P 350	8	51	2	0	35	35
PA-31P	6	51	2	0	127	127
PA-32-260	6	41	1	0	867	867
PA-32-301	7	41	1	0	198	198
PA-32-301T	7	41	1	0	85	85

U.S. REGISTERED CIVIL AIRCRAFT
BY MANUFACTURER AND MODEL—NUMBER OF SEATS
PISTON
AS OF DECEMBER 31, 1993

Manufacturer/Model/Series	Designation			Air Carrier	General Aviation	Total Aircraft
	Seats	Aircraft/ Engine Type	No. Engines			
PA-32-300T	7	41	1	0	1	1
PA-32-300	6	41	1	0	1,264	1,264
PA-32R-300	7	41	1	0	669	669
PA-32S-300	7	41	1	0	5	5
PA-32RT-300	7	41	1	0	256	256
PA-32RT-300T	7	41	1	0	283	283
PA-32R-301	7	41	1	0	277	277
PA-32R-301T	7	41	1	0	248	248
PA-32RT-301	7	41	1	0	1	1
PA-32RT-301T	7	41	1	0	9	9
PA-34	6	51	2	0	5	5
PA-34-200	7	51	2	2	408	410
PA-34-200T	7	51	2	4	1,045	1,049
PA-34-220T	7	51	2	2	239	241
PA-36-285	1	41	1	0	117	117
PA-36-300	1	41	1	0	84	84
PA-36-375	1	41	1	0	68	68
PA-38-112	2	41	1	1	1,092	1,093
PA-39	6	51	2	0	79	79
PA-44-180	4	51	2	0	249	249
PA-44-180T	4	51	2	0	44	44
PA-46-310P	6	41	1	0	285	285
PA 46-350P	6	41	1	0	70	70
AEROSTAR 600	6	51	2	0	70	70
AEROSTAR 601	6	51	2	0	16	16
AEROSTAR 601P	6	51	2	0	160	160
AEROSTAR 602P	6	51	2	0	39	39
PA-60-602P	6	51	2	1	44	45
J3-C65	2	41	1	0	1	1
PA-18	2	41	1	0	1	1
J3C-65	2	41	1	0	1	1
PA-60-700P	6	51	2	0	18	18
PA-60-601P	6	51	2	0	7	7
J-4A	2	41	1	0	2	2
J-3	2	41	1	0	2	2
J3	2	41	1	0	1	1
J3C-65	2	41	1	0	1	1
PA-18 SUPER CUB	2	41	1	0	1	1
J-3C	2	41	1	0	1	1
J3C	2	41	1	0	1	1
PA 18 150	2	41	1	0	1	1
PA-28-235	4	41	1	0	1	1
J3C-65	1	41	1	0	1	1
F/W S-ENG REC. ENG	—	41	—	1	47,593	47,594
F/W MULTI REC. ENG	—	51	—	20	8,517	8,537
TOTAL	—	—	—	**21**	**56,110**	**56,131**
PIRTLE						
JOHNSON ROCKET 185	2	41	1	0	1	1
F/W S-ENG REC. ENG	—	41	—	0	1	1
TOTAL	—	—	—	**0**	**1**	**1**

U.S. REGISTERED CIVIL AIRCRAFT
BY MANUFACTURER AND MODEL—NUMBER OF SEATS
PISTON
AS OF DECEMBER 31, 1993

Manufacturer/Model/Series	Designation			Air Carrier	General Aviation	Total Aircraft
	Seats	Aircraft/ Engine Type	No. Engines			
PITCAIRN						
PA-4	3	41	1	0	1	1
PA-5	3	41	1	0	4	4
PA-6	3	41	1	0	2	2
PA-7	3	41	1	0	2	2
PA-7S	3	41	1	0	1	1
PA8	1	41	1	0	2	2
F/W S-ENG REC. ENG	—	41	—	0	12	12
TOTAL	**—**	**—**	**—**	**0**	**12**	**12**
PITTS						
S-2	1	41	1	0	1	1
S-2A	2	41	1	0	14	14
S-1S	1	41	1	0	3	3
S-1T	1	41	1	0	9	9
S-2S	2	41	1	0	1	1
S-2B	2	41	1	0	34	34
F/W S-ENG REC. ENG	—	41	—	0	62	62
TOTAL	**—**	**—**	**—**	**0**	**62**	**62**
PORTERFIELD						
35	2	41	1	0	2	2
35-70	2	41	1	0	9	9
35W	2	41	1	0	3	3
CP-40	2	41	1	0	2	2
CP-50	2	41	1	0	8	8
CP-55	2	41	1	0	1	1
CP-65	2	41	1	0	23	23
FP-65	2	41	1	0	9	9
LP-65	2	41	1	0	29	29
75C	2	41	1	0	1	1
CP-65	2	41	1	0	2	2
F/W S-ENG REC. ENG	—	41	—	0	89	89
TOTAL	**—**	**—**	**—**	**0**	**89**	**89**
POST AIRCRAFT CORP WIL						
A	2	41	1	0	1	1
F/W S-ENG REC. ENG	—	41	—	0	1	1
TOTAL	**—**	**—**	**—**	**0**	**1**	**1**
POST MORRIS H						
LONG EZ	2	41	1	0	1	1
PUPPY DOG 1-C-40	2	41	1	0	1	1
L-1	2	41	1	0	1	1
F/W S-ENG REC. ENG	—	41	—	0	3	3
TOTAL	**—**	**—**	**—**	**0**	**3**	**3**
QUARTON MONG SPORT						
AGQ	1	41	1	0	1	1
F/W S-ENG REC. ENG	—	41	—	0	1	1
TOTAL	**—**	**—**	**—**	**0**	**1**	**1**
RAWDON						
T1	2	41	1	0	12	12
F/W S-ENG REC. ENG	—	41	—	0	12	12
TOTAL	**—**	**—**	**—**	**0**	**12**	**12**

U.S. REGISTERED CIVIL AIRCRAFT
BY MANUFACTURER AND MODEL—NUMBER OF SEATS
PISTON
AS OF DECEMBER 31, 1993

Manufacturer/Model/Series	Designation			Air Carrier	General Aviation	Total Aircraft
	Seats	Aircraft/ Engine Type	No. Engines			
REARWIN						
175	2	41	1	0	10	10
180	2	41	1	0	1	1
180F	2	41	1	0	1	1
185	2	41	1	0	7	7
190F	2	41	1	0	2	2
6000M	2	41	1	0	2	2
7000	2	41	1	0	10	10
8500	2	41	1	0	4	4
8500 DELUXE	2	41	1	0	2	2
9000-KR	2	41	1	0	4	4
9000-L	2	41	1	0	4	4
9000-L DELUXE	2	41	1	0	2	2
F/W S-ENG REC. ENG	—	41	—	0	49	49
TOTAL	—	—	—	**0**	**49**	**49**
8090	2	41	1	0	1	1
8125	2	41	1	0	3	3
8135	2	41	1	0	17	17
8135T	2	41	1	0	5	5
F/W S-ENG REC. ENG	—	41	—	0	26	26
TOTAL	—	—	—	**0**	**26**	**26**
REIMS						
CESSNA F152	2	41	1	0	2	2
CESSNA F150G	2	41	1	0	1	1
CESSNA F150K	2	41	1	0	1	1
CESSNA F150L	2	41	1	0	2	2
CESSNA FA150L	2	41	1	0	1	1
FR172E	4	41	1	0	2	2
CESSNA FR172F	4	41	1	0	1	1
CESSNA F172G	4	41	1	0	1	1
CESSNA F172H	4	41	1	0	3	3
CESSNA FR172H	4	41	1	0	1	1
FR172J	4	41	1	0	1	1
CESSNA F172K	4	41	1	0	3	3
CESSNA F177RG	4	41	1	0	1	1
F337G	6	51	2	0	1	1
CESSNA 150K	2	41	1	0	2	2
CESSNA F172N	4	41	1	0	4	4
F182Q	4	41	1	0	1	1
CESSNA F172	4	41	1	0	1	1
F/W S-ENG REC. ENG	—	41	—	0	28	28
F/W MULTI REC. ENG	—	51	—	0	1	1
TOTAL	—	—	—	**0**	**29**	**29**
REPUBLIC						
RC-3	4	41	1	0	202	202
RC-3-1	4	41	1	0	4	4
F/W S-ENG REC. ENG	—	41	—	0	206	206
TOTAL	—	—	—	**0**	**206**	**206**
P-47	1	41	1	0	1	1
P-47D	1	41	1	0	2	2
F/W S-ENG REC. ENG	—	41	—	0	3	3

U.S. REGISTERED CIVIL AIRCRAFT
BY MANUFACTURER AND MODEL—NUMBER OF SEATS
PISTON
AS OF DECEMBER 31, 1993

Manufacturer/Model/Series	Designation			Air Carrier	General Aviation	Total Aircraft
	Seats	Aircraft/ Engine Type	No. Engines			
TOTAL	—	—	—	**0**	**3**	**3**
REVO INC						
LAKE 250	4	41	1	0	3	3
F/W S-ENG REC. ENG	—	41	—	0	3	3
TOTAL	—	—	—	**0**	**3**	**3**
RHEIN FLUGZEUGBAU						
RW 3-P75	2	41	1	0	2	2
F/W S-ENG REC. ENG	—	41	—	0	2	2
TOTAL	—	—	—	**0**	**2**	**2**
RHETT EDMUND MIDDLETON						
VOLKSPLANE 2	2	41	1	0	1	1
RV-6	2	41	1	0	1	1
RUTAN VARIEZE	2	41	1	0	1	1
F/W S-ENG REC. ENG	—	41	—	0	3	3
TOTAL	—	—	—	**0**	**3**	**3**
RILEY						
D-16	4	51	2	0	2	2
D-16A	4	51	2	0	1	1
F/W MULTI REC. ENG	—	51	—	0	3	3
TOTAL	—	—	—	**0**	**3**	**3**
ROBINSON DAVID B						
AVID FLYER	2	41	1	0	1	1
Q-2	2	41	1	0	1	1
CGS HAWK	1	41	1	0	1	1
F/W S-ENG REC. ENG	—	41	—	0	3	3
TOTAL	—	—	—	**0**	**3**	**3**
ROCKWELL INTERNATIONAL						
S-2R	1	41	1	0	282	282
S-2R-800	1	41	1	0	2	2
112	4	41	1	0	2	2
112A	4	41	1	0	124	124
112B	4	41	1	0	22	22
112TC	4	41	1	0	78	78
112TCA	4	41	1	0	60	60
114	4	41	1	0	201	201
114A	4	41	1	0	20	20
500-S	7	51	2	0	26	26
685	9	51	2	0	2	2
700	8	51	2	0	18	18
F/W S-ENG REC. ENG	—	41	—	0	791	791
F/W MULTI REC. ENG	—	51	—	0	46	46
TOTAL	—	—	—	**0**	**837**	**837**
ROEMER-THORP						
T-18	2	41	1	0	1	1
F/W S-ENG REC. ENG	—	41	—	0	1	1
TOTAL	—	—	—	**0**	**1**	**1**
ROOS						
AMERICAN EAGLE 101	3	41	1	0	1	1
LINCOLN PAGE 1928	3	41	1	0	2	2
LINCOLN PT-W	2	41	1	0	1	1
F/W S-ENG REC. ENG	—	41	—	0	4	4

U.S. REGISTERED CIVIL AIRCRAFT
BY MANUFACTURER AND MODEL—NUMBER OF SEATS
PISTON
AS OF DECEMBER 31, 1993

Manufacturer/Model/Series	Designation			Air Carrier	General Aviation	Total Aircraft
	Seats	Aircraft/ Engine Type	No. Engines			
TOTAL	—	—	—	**0**	**4**	**4**
ROSE						
PARAKEET A-1	1	41	1	0	4	4
A4-C	1	41	1	0	4	4
F/W S-ENG REC. ENG	—	41	—	0	8	8
TOTAL	—	—	—	**0**	**8**	**8**
ROTH MARCUS F						
AVID FLYER	2	41	1	0	1	1
F/W S-ENG REC. ENG	—	41	—	0	1	1
TOTAL	—	—	—	**0**	**1**	**1**
RYAN						
NAVION-D-16	4	51	2	0	2	2
NAVION	5	41	1	0	242	242
NAVION A	5	41	1	0	148	148
NAVION L-17B	5	41	1	0	3	3
NAVION B	5	41	1	0	97	97
NAVION D	5	41	1	0	1	1
NAVION E	5	41	1	0	1	1
NAVION G	5	41	1	0	4	4
NAVION NAV 4	5	41	1	0	1	1
F/W S-ENG REC. ENG	—	41	—	0	497	497
F/W MULTI REC. ENG	—	51	—	0	2	2
TOTAL	—	—	—	**0**	**499**	**499**
M-1	2	41	1	0	1	1
SCW-145	3	41	1	0	8	8
ST-A	2	41	1	0	25	25
ST-A SPECIAL	2	41	1	0	8	8
ST3KR	2	41	1	0	156	156
PT-22	2	41	1	0	8	8
F/W S-ENG REC. ENG	—	41	—	0	206	206
TOTAL	—	—	—	**0**	**206**	**206**
RYAN AIRCRAFT						
B1	5	41	1	0	3	3
B-5	6	41	1	0	1	1
B-7	6	41	1	0	1	1
F/W S-ENG REC. ENG	—	41	—	0	5	5
TOTAL	—	—	—	**0**	**5**	**5**
RYSON AVIATION CORP						
ST-100	2	41	1	0	1	1
F/W S-ENG REC. ENG	—	41	—	0	1	1
TOTAL	—	—	—	**0**	**1**	**1**
S.O.C.A.T.A.						
RALLYE 150 ST	4	41	1	0	14	14
MS RALLYE 235C	4	41	1	0	2	2
RALLYE 235E	4	41	1	0	22	22
MS893E	4	41	1	0	5	5
MS894A	4	41	1	0	37	37
F/W S-ENG REC. ENG	—	41	—	0	80	80
TOTAL	—	—	—	**0**	**80**	**80**
SAAB						
A32 LANSEN	2	41	1	0	2	2

U.S. REGISTERED CIVIL AIRCRAFT
BY MANUFACTURER AND MODEL—NUMBER OF SEATS
PISTON
AS OF DECEMBER 31, 1993

Manufacturer/Model/Series	Designation			Air Carrier	General Aviation	Total Aircraft
	Seats	Aircraft/ Engine Type	No. Engines			
F/W S-ENG REC. ENG	—	41	—	0	2	2
TOTAL	—	—	—	**0**	**2**	**2**
SAINT LOUIS						
CARDINAL C2	2	41	1	0	1	1
C-2-110	2	41	1	0	1	1
F/W S-ENG REC. ENG	—	41	—	0	2	2
TOTAL	—	—	—	**0**	**2**	**2**
SANDERS-PARISH						
CURTISS P-40N	1	41	1	0	1	1
HIPERBIPE SNS-7	2	41	1	0	1	1
POWERED GLIDER	1	41	1	0	1	1
F/W S-ENG REC. ENG	—	41	—	0	3	3
TOTAL	—	—	—	**0**	**3**	**3**
SCHWEIZER						
SGM2-37	2	41	1	0	8	8
SCHWEIZER SGM 2-37	2	41	1	0	2	2
G164B-34T	1	41	1	0	1	1
G164A	1	41	1	0	1	1
G-164B	1	41	1	0	87	87
F/W S-ENG REC. ENG	—	41	—	0	99	99
TOTAL	—	—	—	**0**	**99**	**99**
SEIFERT VERNON						
EL BUTEO	2	41	1	0	1	1
FALCON XP	2	41	1	0	1	1
F/W S-ENG REC. ENG	—	41	—	0	2	2
TOTAL	—	—	—	**0**	**2**	**2**
SEVERSKY						
P-35A	1	41	1	0	1	1
F/W S-ENG REC. ENG	—	41	—	0	1	1
TOTAL	—	—	—	**0**	**1**	**1**
SHARP WILLIAM A						
SONERAI IIL	2	41	1	0	1	1
F/W S-ENG REC. ENG	—	41	—	0	1	1
TOTAL	—	—	—	**0**	**1**	**1**
SHORT BROS						
S-25 SANDRINGHAM	20	51	4	0	2	2
SHORTS SD3-60	20	51	2	27	17	44
SOLENT MARK 3	43	51	4	0	1	1
F/W MULTI REC. ENG	—	51	—	27	20	47
TOTAL	—	—	—	**27**	**20**	**47**
SHURTZ CARL M						
SA 900	1	41	1	0	1	1
F/W S-ENG REC. ENG	—	41	—	0	1	1
TOTAL	—	—	—	**0**	**1**	**1**
SIAI MARCHETTI						
F.260C	3	41	1	0	9	9
S.205/22R	4	41	1	0	40	40
F.260	3	41	1	0	8	8
SF260	3	41	1	0	20	20
F.260B	3	41	1	0	4	4
SF.260B	3	41	1	0	2	2

U.S. REGISTERED CIVIL AIRCRAFT
BY MANUFACTURER AND MODEL—NUMBER OF SEATS
PISTON
AS OF DECEMBER 31, 1993

Manufacturer/Model/Series	Designation			Air Carrier	General Aviation	Total Aircraft
	Seats	Aircraft/ Engine Type	No. Engines			
SF-260C	3	41	1	0	1	1
F/W S-ENG REC. ENG	—	41	—	0	84	84
TOTAL	—	—	—	**0**	**84**	**84**
SIKORSKY						
S-39-B	5	41	1	0	1	1
S-39-C	5	41	1	0	1	1
S-43H	12	51	2	0	1	1
F/W S-ENG REC. ENG	—	41	—	0	2	2
F/W MULTI REC. ENG	—	51	—	0	1	1
TOTAL	—	—	—	**0**	**3**	**3**
SILVAIRE						
LUSCOMBE 8	2	41	1	0	3	3
LUSCOMBE 8A	2	41	1	0	122	122
LUSCOMBE 8B	2	41	1	0	4	4
LUSCOMBE 8C	2	41	1	0	10	10
LUSCOMBE 8D	2	41	1	0	1	1
LUSCOMBE 8E	2	41	1	0	67	67
LUSCOMBE 8F	2	41	1	0	44	44
LUSCOMBE T-8F	2	41	1	0	7	7
8F	2	41	1	0	14	14
F/W S-ENG REC. ENG	—	41	—	0	272	272
TOTAL	—	—	—	**0**	**272**	**272**
SIMPSON RICHARD S						
MONI	1	41	1	0	1	1
F/W S-ENG REC. ENG	—	41	—	0	1	1
TOTAL	—	—	—	**0**	**1**	**1**
SIMUFLIGHT SEATTLE-1-S						
RC-3	4	41	1	0	1	1
F/W S-ENG REC. ENG	—	41	—	0	1	1
TOTAL	—	—	—	**0**	**1**	**1**
SIOUX						
COUPE 60	2	41	1	0	2	2
COUPE 90	2	41	1	0	1	1
COUPE 90-B	2	41	1	0	1	1
F/W S-ENG REC. ENG	—	41	—	0	4	4
TOTAL	—	—	—	**0**	**4**	**4**
SITTERLY RICHARD A						
TIERRA TWO	2	41	1	0	1	1
F/W S-ENG REC. ENG	—	41	—	0	1	1
TOTAL	—	—	—	**0**	**1**	**1**
SMITH						
MINIPLANE	1	41	1	0	1	1
F/W S-ENG REC. ENG	—	41	—	0	1	1
TOTAL	—	—	—	**0**	**1**	**1**
AEROSTAR 600	6	51	2	0	87	87
AEROSTAR 600A	6	51	2	0	2	2
AEROSTAR 601B	5	51	2	0	4	4
AEROSTAR 601	6	51	2	0	73	73
AEROSTAR 601A	5	51	2	0	1	1
AEROSTAR 601P	6	51	2	0	153	153
F/W MULTI REC. ENG	—	51	—	0	320	320

U.S. REGISTERED CIVIL AIRCRAFT
BY MANUFACTURER AND MODEL—NUMBER OF SEATS
PISTON
AS OF DECEMBER 31, 1993

Manufacturer/Model/Series	Designation			Air Carrier	General Aviation	Total Aircraft
	Seats	Aircraft/ Engine Type	No. Engines			
TOTAL	—	—	—	**0**	**320**	**320**
SMITH JG						
DRAGONFLY	1	41	1	0	1	1
F/W S-ENG REC. ENG	—	41	—	0	1	1
TOTAL	—	—	—	**0**	**1**	**1**
SMITH MINIPLANE						
DSA-1	1	41	1	0	1	1
F/W S-ENG REC. ENG	—	41	—	0	1	1
TOTAL	—	—	—	**0**	**1**	**1**
SNOW						
S2A	1	41	1	0	15	15
S2B	1	41	1	0	5	5
S2C	1	41	1	0	25	25
600-S2C	1	41	1	0	39	39
600 S-2D	1	41	1	0	7	7
600-S2R	1	41	1	0	1	1
F/W S-ENG REC. ENG	—	41	—	0	92	92
TOTAL	—	—	—	**0**	**92**	**92**
SOCATA						
TAMPICO TB 9C	4	41	1	0	18	18
TB-20 TRINIDAD	4	41	1	0	143	143
TB 10	5	41	1	0	64	64
TB21	4	41	1	0	15	15
F/W S-ENG REC. ENG	—	41	—	0	240	240
TOTAL	—	—	—	**0**	**240**	**240**
SOUTHERLAND MURPHY H J						
CORBIN JUNIOR ACE E	2	41	1	0	1	1
F/W S-ENG REC. ENG	—	41	—	0	1	1
TOTAL	—	—	—	**0**	**1**	**1**
SPARTAN						
C2-60	2	41	1	0	3	3
C3-120	3	41	1	0	1	1
C3-165	3	41	1	0	2	2
C3-225	3	41	1	0	2	2
7W	5	41	1	0	19	19
NP-1	3	41	1	0	1	1
F/W S-ENG REC. ENG	—	41	—	0	28	28
TOTAL	—	—	—	**0**	**28**	**28**
STAMPE ET RENARD						
SV-4B	2	41	1	0	1	1
SV-4C	2	41	1	0	2	2
F/W S-ENG REC. ENG	—	41	—	0	3	3
TOTAL	—	—	—	**0**	**3**	**3**
STAR						
CAVALIER	2	41	1	0	1	1
CAVALIER D	2	41	1	0	1	1
CAVALIER E	2	41	1	0	1	1
F/W S-ENG REC. ENG	—	41	—	0	3	3
TOTAL	—	—	—	**0**	**3**	**3**
STATE SECURITIES						
ARROW F	2	41	1	0	4	4

U.S. REGISTERED CIVIL AIRCRAFT
BY MANUFACTURER AND MODEL—NUMBER OF SEATS
PISTON
AS OF DECEMBER 31, 1993

Manufacturer/Model/Series	Designation			Air Carrier	General Aviation	Total Aircraft
	Seats	Aircraft/ Engine Type	No. Engines			
F/W S-ENG REC. ENG	—	41	—	0	4	4
TOTAL	—	—	—	**0**	**4**	**4**
STAUTER ROBERT						
RV-4	2	41	1	0	1	1
F/W S-ENG REC. ENG	—	41	—	0	1	1
TOTAL	—	—	—	**0**	**1**	**1**
STEARMAN						
C2-A	3	41	1	0	1	1
4CM-1	1	41	1	0	1	1
C3-B	3	41	1	0	11	11
C3-R	3	41	1	0	7	7
4-C	3	41	1	0	1	1
4D	3	41	1	0	1	1
4E	3	41	1	0	5	5
6L	2	41	1	0	3	3
70	3	41	1	0	1	1
F/W S-ENG REC. ENG	—	41	—	0	31	31
TOTAL	—	—	—	**0**	**31**	**31**
B	2	41	1	0	1	1
STEARMAN AVIATION						
F/W S-ENG REC. ENG	—	41	—	0	1	1
TOTAL	—	—	—	**0**	**1**	**1**
STINSON						
L-1	2	41	1	0	1	1
L-1F	2	41	1	0	1	1
L-5	2	41	1	0	74	74
L-5B	2	41	1	0	7	7
L-5C	2	41	1	0	1	1
L-5E	2	41	1	0	22	22
L-5E-1	2	41	1	0	6	6
L-5G	2	41	1	0	23	23
OY-2	2	41	1	0	1	1
JR. R	4	41	1	0	2	2
JR. S	4	41	1	0	12	12
JR. SR	4	41	1	0	8	8
SM1-B	6	41	1	0	1	1
SM-2	4	41	1	0	1	1
SM-2AA	4	41	1	0	2	2
SM-2AB	4	41	1	0	1	1
SM-7A	4	41	1	0	1	1
SM-7B	4	41	1	0	2	2
SM-8A	4	41	1	0	20	20
A	10	51	3	0	1	1
SM-6000-B	11	51	3	0	2	2
SR-5	4	41	1	0	2	2
SR-5A	4	41	1	0	5	5
SR-5B	4	41	1	0	1	1
SR-5C	4	41	1	0	1	1
SR-5E	4	41	1	0	2	2
SR-6	5	41	1	0	4	4
SR-6A	5	41	1	0	1	1

U.S. REGISTERED CIVIL AIRCRAFT
BY MANUFACTURER AND MODEL—NUMBER OF SEATS
PISTON
AS OF DECEMBER 31, 1993

Manufacturer/Model/Series	Designation			Air Carrier	General Aviation	Total Aircraft
	Seats	Aircraft/ Engine Type	No. Engines			
SR-7B	4	41	1	0	4	4
SR-7C	4	41	1	0	3	3
SR-8B	5	41	1	0	4	4
SR-8C	5	41	1	0	3	3
SR-8D	5	41	1	0	1	1
SR-8E	5	41	1	0	4	4
SR-9	5	41	1	0	2	2
SR-9B	5	41	1	0	2	2
SR-9C	5	41	1	0	14	14
SR-9E	5	41	1	0	6	6
SR-9F	5	41	1	0	4	4
SR-10C	5	41	1	0	2	2
SR-10G	5	41	1	0	2	2
SR-10J	5	41	1	0	6	6
SR-10J3	5	41	1	0	3	3
SR-10E	5	41	1	0	2	2
V77	3	41	1	0	112	112
AT-19	3	41	1	0	2	2
W	4	41	1	0	1	1
HW75	3	41	1	0	26	26
10	3	41	1	0	38	38
10A	3	41	1	0	110	110
L-9B	3	41	1	0	2	2
F/W S-ENG REC. ENG	—	41	—	0	555	555
F/W MULTI REC. ENG	—	51	—	0	3	3
TOTAL	**—**	**—**	**—**	**0**	**558**	**558**
108	4	41	1	0	336	336
108-1	4	41	1	0	481	481
108-2	4	41	1	0	406	406
108-3	4	41	1	0	633	633
F/W S-ENG REC. ENG	—	41	—	0	1,856	1,856
TOTAL	**—**	**—**	**—**	**0**	**1,856**	**1,856**
STINSON/WILBUR						
L-5G	2	41	1	0	1	1
F/W S-ENG REC. ENG	—	41	—	0	1	1
TOTAL	**—**	**—**	**—**	**0**	**1**	**1**
STITS PLAYBOY						
SA3B	1	41	1	0	1	1
F/W S-ENG REC. ENG	—	41	—	0	1	1
TOTAL	**—**	**—**	**—**	**0**	**1**	**1**
STOL						
UC-1	5	51	2	0	14	14
F/W MULTI REC. ENG	—	51	—	0	14	14
TOTAL	**—**	**—**	**—**	**0**	**14**	**14**
STOL AMPHIBIAN CORP.						
RC-3	4	41	1	0	1	1
F/W S-ENG REC. ENG	—	41	—	0	1	1
TOTAL	**—**	**—**	**—**	**0**	**1**	**1**
SUD AVIATION						
GARDAN GY 80-180	4	41	1	0	2	2
F/W S-ENG REC. ENG	—	41	—	0	2	2

U.S. REGISTERED CIVIL AIRCRAFT
BY MANUFACTURER AND MODEL—NUMBER OF SEATS
PISTON
AS OF DECEMBER 31, 1993

Manufacturer/Model/Series	Designation			Air Carrier	General Aviation	Total Aircraft
	Seats	Aircraft/ Engine Type	No. Engines			
TOTAL	—	—	—	**0**	**2**	**2**
SUPERIOR						
CULVER LCA	2	41	1	0	5	5
CULVER LFA	2	41	1	0	8	8
CULVER V	2	41	1	0	15	15
CULVER PQ-14B	2	41	1	0	2	2
CULVER TD2C-1	2	41	1	0	1	1
F/W S-ENG REC. ENG	—	41	—	0	31	31
TOTAL	—	—	—	**0**	**31**	**31**
SWALLOW						
SWALLOW	3	41	1	0	1	1
TP	2	41	1	0	5	5
F/W S-ENG REC. ENG	—	41	—	0	6	6
TOTAL	—	—	—	**0**	**6**	**6**
SWAN STARDUSTER TOO						
SAMSONG	2	41	1	0	1	1
F/W S-ENG REC. ENG	—	41	—	0	1	1
TOTAL	—	—	—	**0**	**1**	**1**
SZELESTEY HERBERT						
DAVIS DA2A	2	41	1	0	1	1
ACEY DEUCY P-70	2	41	1	0	1	1
F/W S-ENG REC. ENG	—	41	—	0	2	2
TOTAL	—	—	—	**0**	**2**	**2**
TAYLOR						
E-2	2	41	1	0	6	6
J-2	2	41	1	0	17	17
F/W S-ENG REC. ENG	—	41	—	0	23	23
TOTAL	—	—	—	**0**	**23**	**23**
TAYLOR-YOUNG						
"A"	2	41	1	0	3	3
F/W S-ENG REC. ENG	—	41	—	0	3	3
TOTAL	—	—	—	**0**	**3**	**3**
TAYLORCRAFT						
TG-6	2	41	1	0	1	1
A	2	41	1	0	32	32
BC	2	41	1	0	24	24
BCS	2	41	1	0	1	1
BC-65	2	41	1	0	144	144
BCS-65	2	41	1	0	3	3
BC12-65	2	41	1	0	126	126
BCS12-65	2	41	1	0	3	3
BC12-D	2	41	1	0	1,371	1,371
BCS12-D	2	41	1	0	18	18
BC12-D1	2	41	1	0	107	107
BC12D-85	2	41	1	0	33	33
BC12D-4-85	2	41	1	0	7	7
BCS12D-4-85	2	41	1	0	5	5
BF	2	41	1	0	7	7
BF-60	2	41	1	0	3	3
BF-65	2	41	1	0	8	8
BF12-65	2	41	1	0	22	22

U.S. REGISTERED CIVIL AIRCRAFT
BY MANUFACTURER AND MODEL—NUMBER OF SEATS
PISTON
AS OF DECEMBER 31, 1993

Manufacturer/Model/Series	Designation			Air Carrier	General Aviation	Total Aircraft
	Seats	Aircraft/ Engine Type	No. Engines			
BL	2	41	1	0	22	22
BL-65	2	41	1	0	192	192
BLS-65	2	41	1	0	1	1
BL12-65	2	41	1	0	21	21
DC-65	2	41	1	0	56	56
L-2	2	41	1	0	2	2
DCO-65	2	41	1	0	228	228
L-2A	2	41	1	0	2	2
L-2B	2	41	1	0	1	1
L-2M	2	41	1	0	8	8
DF-65	2	41	1	0	8	8
DL-65	2	41	1	0	1	1
DCO-75	2	41	1	0	1	1
15A	4	41	1	0	11	11
F21B	2	41	1	0	9	9
F22A	2	41	1	0	6	6
20	4	41	1	0	10	10
500	2	41	1	0	1	1
19	2	41	1	0	23	23
F19	2	41	1	0	116	116
B-2	2	41	1	0	1	1
F21	2	41	1	0	16	16
F-21A	2	41	1	0	5	5
F-22	2	41	1	0	4	4
L-2M	2	41	1	0	1	1
L-2M	2	41	1	0	1	1
BL-65	2	41	1	0	1	1
DCO-65	2	41	1	0	1	1
BC12-D	2	41	1	0	1	1
F/W S-ENG REC. ENG	—	41	—	0	2,665	2,665
TOTAL	—	—	—	**0**	**2,665**	**2,665**
TEAL-WASHAC INDUSTRIES						
TSC-1A2	2	41	1	0	4	4
F/W S-ENG REC. ENG	—	41	—	0	4	4
TOTAL	—	—	—	**0**	**4**	**4**
TEMCO						
T-35A	2	41	1	0	2	2
F/W S-ENG REC. ENG	—	41	—	0	2	2
TOTAL	—	—	—	**0**	**2**	**2**
GC-1A	2	41	1	0	1	1
GC-1B	2	41	1	0	129	129
D-16	4	51	2	0	11	11
D-16A	4	51	2	0	22	22
F/W S-ENG REC. ENG	—	41	—	0	130	130
F/W MULTI REC. ENG	—	51	—	0	33	33
TOTAL	—	—	—	**0**	**163**	**163**
TEMCO LUSCOMBE						
11A	4	41	1	0	2	2
T-35	2	41	1	0	1	1
F/W S-ENG REC. ENG	—	41	—	0	3	3
TOTAL	—	—	—	**0**	**3**	**3**

U.S. REGISTERED CIVIL AIRCRAFT
BY MANUFACTURER AND MODEL—NUMBER OF SEATS
PISTON
AS OF DECEMBER 31, 1993

Manufacturer/Model/Series	Designation			Air Carrier	General Aviation	Total Aircraft
	Seats	Aircraft/ Engine Type	No. Engines			
THORP AERO INC						
T 211	2	41	1	0	2	2
F/W S-ENG REC. ENG	—	41	—	0	2	2
TOTAL	—	—	—	**0**	**2**	**2**
THORP AIRCRAFT CO						
T-211	2	41	1	0	2	2
F/W S-ENG REC. ENG	—	41	—	0	2	2
TOTAL	—	—	—	**0**	**2**	**2**
THURSTON						
TSC-1A	2	41	1	0	7	7
F/W S-ENG REC. ENG	—	41	—	0	7	7
TOTAL	—	—	—	**0**	**7**	**7**
TICKTIN-CASSUTT						
11MT	1	41	1	0	1	1
F/W S-ENG REC. ENG	—	41	—	0	1	1
TOTAL	—	—	—	**0**	**1**	**1**
TIMM						
COLLEGIATEM-150	2	41	1	0	2	2
N2T-1	2	41	1	0	7	7
F/W S-ENG REC. ENG	—	41	—	0	9	9
TOTAL	—	—	—	**0**	**9**	**9**
TRAVEL AIR						
4-D	3	41	1	0	2	2
D-4-D	3	41	1	0	4	4
6-B	6	41	1	0	1	1
10-D	4	41	1	0	1	1
12-W	2	41	1	0	4	4
16-E	3	41	1	0	3	3
16-K	3	41	1	0	1	1
2000	3	41	1	0	22	22
3000	3	41	1	0	3	3
4000	3	41	1	0	27	27
B-4000	3	41	1	0	5	5
C-4000	3	41	1	0	3	3
D-4000	3	41	1	0	9	9
E-4000	3	41	1	0	6	6
L-4000	3	41	1	0	3	3
S-6000-B	6	41	1	0	2	2
MYSTERY S	1	41	1	0	1	1
F/W S-ENG REC. ENG	—	41	—	0	97	97
TOTAL	—	—	—	**0**	**97**	**97**
UNITED CONSULTANTS						
UC-1	4	51	2	0	3	3
F/W MULTI REC. ENG	—	51	—	0	3	3
TOTAL	—	—	—	**0**	**3**	**3**
UNIVERSAL						
GLOBE GC-1A	2	41	1	0	12	12
GLOBE GC-1B	2	41	1	0	55	55
TEMCO D-16	4	51	2	0	4	4
TEMCO D-16A	4	51	2	0	1	1
TAYLORCRAFT BC12-D	2	41	1	0	5	5

U.S. REGISTERED CIVIL AIRCRAFT
BY MANUFACTURER AND MODEL—NUMBER OF SEATS
PISTON
AS OF DECEMBER 31, 1993

Manufacturer/Model/Series	Designation			Air Carrier	General Aviation	Total Aircraft
	Seats	Aircraft/ Engine Type	No. Engines			
TAYLORCRAFT BC12-D1	2	41	1	0	1	1
TAYLORCRAFT BC12D-85	2	41	1	0	1	1
TAYLORCRAFT BCS12D85	2	41	1	0	1	1
F/W S-ENG REC. ENG	—	41	—	0	75	75
F/W MULTI REC. ENG	—	51	—	0	5	5
TOTAL	—	—	—	**0**	**80**	**80**
UNIVERSAL MOULDED PROD						
MONOCOUPE 70	2	41	1	0	3	3
MONOCOUPE 113	2	41	1	0	2	2
MONOCOUPE D-145	2	41	1	0	1	1
F/W S-ENG REC. ENG	—	41	—	0	6	6
TOTAL	—	—	—	**0**	**6**	**6**
UNIVERSAL STINSON						
108	4	41	1	0	24	24
108-1	4	41	1	0	48	48
108-2	4	41	1	0	50	50
108-3	4	41	1	0	65	65
F/W S-ENG REC. ENG	—	41	—	0	187	187
TOTAL	—	—	—	**0**	**187**	**187**
URMSTON						
CURRIE WOT	1	41	1	0	3	3
F/W S-ENG REC. ENG	—	41	—	0	3	3
TOTAL	—	—	—	**0**	**3**	**3**
VARGA AIRCRAFT CORP						
2180	2	41	1	0	11	11
2180TG	2	41	1	0	2	2
2150A	2	41	1	0	97	97
F/W S-ENG REC. ENG	—	41	—	0	110	110
TOTAL	—	—	—	**0**	**110**	**110**
VICKERS						
SPITFIRE VIII	2	41	1	0	1	1
SPITFIRE MARK XVIII	1	41	1	0	1	1
SEAFIRE 47	1	41	1	0	1	1
SPITFIRE MARK XVI	1	41	1	0	2	2
F/W S-ENG REC. ENG	—	41	—	0	5	5
TOTAL	—	—	—	**0**	**5**	**5**
VIKING FLYING BOAT CO						
KITTY HAWK B-4	3	41	1	0	3	3
KITTY HAWK B-8	3	41	1	0	2	2
F/W S-ENG REC. ENG	—	41	—	0	5	5
TOTAL	—	—	—	**0**	**5**	**5**
VINCENT DELUCA						
SHOESTRING K10	1	41	1	0	1	1
F/W S-ENG REC. ENG	—	41	—	0	1	1
TOTAL	—	—	—	**0**	**1**	**1**
VOLAIRCRAFT						
10	3	41	1	0	1	1
10A	3	41	1	0	5	5
F/W S-ENG REC. ENG	—	41	—	0	6	6
TOTAL	—	—	—	**0**	**6**	**6**

U.S. REGISTERED CIVIL AIRCRAFT
BY MANUFACTURER AND MODEL—NUMBER OF SEATS
PISTON
AS OF DECEMBER 31, 1993

Manufacturer/Model/Series	Designation			Air Carrier	General Aviation	Total Aircraft
	Seats	Aircraft/ Engine Type	No. Engines			
VULTEE						
V-1A SPECIAL	8	41	1	0	1	1
F/W S-ENG REC. ENG	—	41	—	0	1	1
TOTAL	—	—	—	**0**	**1**	**1**
WACO						
9	3	41	1	0	5	5
125	3	41	1	0	1	1
IBA	2	41	1	0	1	1
PBA	2	41	1	0	1	1
RBA	2	41	1	0	1	1
UBA	2	41	1	0	1	1
PLA	2	41	1	0	2	2
RPT	2	41	1	0	1	1
UBF	3	41	1	0	13	13
QCF	3	41	1	0	17	17
QCF-2	3	41	1	0	3	3
UMF	3	41	1	0	4	4
YMF	3	41	1	0	10	10
YMF-3	3	41	1	0	2	2
INF	3	41	1	0	8	8
KNF	3	41	1	0	1	1
RNF	3	41	1	0	36	36
QDC	4	41	1	0	4	4
UEC	4	41	1	0	7	7
UIC	4	41	1	0	12	12
AGC-8	5	41	1	0	4	4
ZGC-8	5	41	1	0	1	1
EGC-7	5	41	1	0	2	2
ZGC-7	5	41	1	0	2	2
EGC-8	5	41	1	0	7	7
YOC	5	41	1	0	6	6
YOC-1	5	41	1	0	1	1
AQC-6	5	41	1	0	2	2
DQC-6	5	41	1	0	3	3
EQC-6	5	41	1	0	2	2
YQC-6	5	41	1	0	7	7
ZQC-6	5	41	1	0	4	4
CUC-1	5	41	1	0	2	2
CUC-2	5	41	1	0	1	1
GXE	3	41	1	0	40	40
CJC	5	41	1	0	2	2
DJC-6	5	41	1	0	1	1
UKC	5	41	1	0	7	7
UKC-S	5	41	1	0	3	3
YKC	5	41	1	0	11	11
YKC-S	5	41	1	0	4	4
UKS-6	5	41	1	0	1	1
VKS-6	5	41	1	0	2	2
UKS-7	5	41	1	0	2	2
VKS-7	5	41	1	0	4	4
VKS-7F	5	41	1	0	5	5

U.S. REGISTERED CIVIL AIRCRAFT
BY MANUFACTURER AND MODEL—NUMBER OF SEATS
PISTON
AS OF DECEMBER 31, 1993

Manufacturer/Model/Series	Designation			Air Carrier	General Aviation	Total Aircraft
	Seats	Aircraft/ Engine Type	No. Engines			
YKS-6	5	41	1	0	14	14
ZKC-S	5	41	1	0	1	1
ZKS-6	5	41	1	0	1	1
YKS-7	5	41	1	0	22	22
ZKS-7	5	41	1	0	4	4
ARE	5	41	1	0	1	1
HRE	5	41	1	0	1	1
SRE	5	41	1	0	4	4
CRG	3	41	1	0	1	1
S3HD	2	41	1	0	1	1
ASO	3	41	1	0	30	30
BSO	3	41	1	0	8	8
CSO	3	41	1	0	4	4
DSO	3	41	1	0	7	7
QSO	3	41	1	0	1	1
ATO	3	41	1	0	18	18
CTO	3	41	1	0	10	10
UPF-7	2	41	1	0	166	166
VPF-7	2	41	1	0	3	3
AVN-8	5	41	1	0	5	5
ZVN-8	5	41	1	0	1	1
JYM	3	41	1	0	3	3
YPF	3	41	1	0	1	1
YPF-6	3	41	1	0	1	1
YPF-7	3	41	1	0	3	3
ZPF-6	3	41	1	0	3	3
ZPF-7	3	41	1	0	3	3
10	3	41	1	0	14	14
W	3	41	1	0	1	1
UBF-2 XJW-1	3	41	1	0	1	1
CPF-1	2	41	1	0	1	1
GXE	3	41	1	0	1	1
F/W S-ENG REC. ENG	—	41	—	0	591	591
TOTAL	**—**	**—**	**—**	**0**	**591**	**591**
WALLACE AIRCRAFT CO						
B-330	3	41	1	0	1	1
F/W S-ENG REC. ENG	—	41	—	0	1	1
TOTAL	**—**	**—**	**—**	**0**	**1**	**1**
WEATHERLY						
201	1	41	1	0	2	2
201A	1	41	1	0	2	2
201B	1	41	1	0	31	31
201C	1	41	1	0	24	24
620	1	41	1	0	14	14
620A	1	41	1	0	9	9
F/W S-ENG REC. ENG	—	41	—	0	82	82
TOTAL	**—**	**—**	**—**	**0**	**82**	**82**
WELLS TERRY G						
KOLB TWINSTAR MK III	2	41	1	0	1	1
F/W S-ENG REC. ENG	—	41	—	0	1	1
TOTAL	**—**	**—**	**—**	**0**	**1**	**1**

U.S. REGISTERED CIVIL AIRCRAFT
BY MANUFACTURER AND MODEL—NUMBER OF SEATS
PISTON
AS OF DECEMBER 31, 1993

Manufacturer/Model/Series	Designation			Air Carrier	General Aviation	Total Aircraft
	Seats	Aircraft/ Engine Type	No. Engines			
WESTLAND						
LYSANDERIIIA	2	41	1	0	2	2
F/W S-ENG REC. ENG	—	41	—	0	2	2
TOTAL	—	—	—	**0**	**2**	**2**
WHITE						
NEW STANDARD D-25	5	41	1	0	4	4
F/W S-ENG REC. ENG	—	41	—	0	4	4
TOTAL	—	—	—	**0**	**4**	**4**
WILDEY DWANE L						
RV-3W	1	41	1	0	1	1
RV-4	2	41	1	0	1	1
F/W S-ENG REC. ENG	—	41	—	0	2	2
TOTAL	—	—	—	**0**	**2**	**2**
WINDECKER						
A/C7	4	41	1	0	3	3
F/W S-ENG REC. ENG	—	41	—	0	3	3
TOTAL	—	—	—	**0**	**3**	**3**
WING						
D-1	2	51	2	0	7	7
F/W MULTI REC. ENG	—	51	—	0	7	7
TOTAL	—	—	—	**0**	**7**	**7**
WRIGHT WILLIAM B						
RANS S-9	1	41	1	0	1	1
F/W S-ENG REC. ENG	—	41	—	0	1	1
TOTAL	—	—	—	**0**	**1**	**1**
WSK PZL MIELEC						
M-18A DROMADER	2	41	1	0	42	42
M-18 DROMADER	1	41	1	0	21	21
PZL-104 WILGA 80	4	41	1	0	13	13
PZL-M-18	1	41	1	0	34	34
F/W S-ENG REC. ENG	—	41	—	0	110	110
TOTAL	—	—	—	**0**	**110**	**110**
YAKOVLEV						
YAK-12M	1	41	1	0	1	1
F/W S-ENG REC. ENG	—	41	—	0	1	1
TOTAL	—	—	—	**0**	**1**	**1**
YOUNG						
STOLP STARDUSTER TOO	2	41	1	0	1	1
F/W S-ENG REC. ENG	—	41	—	0	1	1
TOTAL	—	—	—	**0**	**1**	**1**
ZENITH						
Z6A	7	41	1	0	1	1
F/W S-ENG REC. ENG	—	41	—	0	1	1
TOTAL	—	—	—	**0**	**1**	**1**
F/W S-ENG REC. ENG	—	41	—	2	189,632	189,634
F/W MULTI REC. ENG	—	51	—	397	26,020	26,417
TOTAL PISTON A/C	—	—	—	**399**	**215,652**	**216,051**

U.S. REGISTERED CIVIL AIRCRAFT
BY MANUFACTURER AND MODEL—NUMBER OF SEATS
TURBINE
AS OF DECEMBER 31, 1993

Manufacturer/Model/Series	Designation			Air Carrier	General Aviation	Total Aircraft
	Seats	Aircraft/ Engine Type	No. Engines			
AERO COMMANDER						
680T	11	52	2	0	18	18
680V	11	52	2	0	16	16
680W	11	52	2	0	21	21
681	11	52	2	0	18	18
690	11	52	2	0	24	24
690A	11	52	2	0	52	52
1121	10	54	2	0	57	57
1121A	10	54	2	0	7	7
1121B	10	54	2	0	15	15
F/W MULTI TURBOPROP	—	52	—	0	149	149
F/W MULTI TURBOJET	—	54	—	0	79	79
TOTAL	—	—	—	**0**	**228**	**228**
AEROSPATIALE						
SN-601 CORVETTE	16	54	2	0	2	2
ATR 72-212	76	52	2	14	2	16
ATR 42-300	50	52	2	61	2	63
ATR 42-320	50	52	2	44	0	44
ATR-42	50	52	2	1	0	1
ATR 72 202	76	52	2	8	0	8
F/W MULTI TURBOPROP	—	52	—	128	4	132
F/W MULTI TURBOJET	—	54	—	0	2	2
TOTAL	—	—	—	**128**	**6**	**134**
AIR TRACTOR						
AT-503A	2	42	1	0	1	1
AT-502	1	42	1	0	125	125
F/W S-ENG TURBOPROP	—	42	—	0	126	126
TOTAL	—	—	—	**0**	**126**	**126**
AIRBUS						
A310-200	280	54	2	4	0	4
A300B4-605R	380	54	2	38	0	38
A310-222	265	54	2	3	0	3
A310-324	280	54	2	9	2	11
A320-211	182	54	2	53	0	53
A320-212	182	54	2	3	0	3
A320-231	182	54	2	0	27	27
A320-232	200	54	2	6	0	6
F/W MULTI TURBOJET	—	54	—	116	29	145
TOTAL	—	—	—	**116**	**29**	**145**
ARMSTRONG WHITWORTH						
ARGOSY AW650 SER 101	90	52	4	0	1	1
F/W MULTI TURBOPROP	—	52	—	0	1	1
TOTAL	—	—	—	**0**	**1**	**1**
AYRES CORP						
S2RHG-T65	2	42	1	0	1	1
S2R-PT6	1	42	1	0	1	1
S2R-T15	1	42	1	0	15	15
S2R-T34	1	42	1	0	93	93
S2R-T11	1	42	1	0	3	3
S2R-T41	1	42	1	0	3	3
S2R-T45	2	42	1	0	4	4

U.S. REGISTERED CIVIL AIRCRAFT
BY MANUFACTURER AND MODEL—NUMBER OF SEATS
TURBINE
AS OF DECEMBER 31, 1993

Manufacturer/Model/Series	Designation			Air Carrier	General Aviation	Total Aircraft
	Seats	Aircraft/ Engine Type	No. Engines			
F/W S-ENG TURBOPROP	—	42	—	0	120	120
TOTAL	—	—	—	**0**	**120**	**120**
BEECH						
E18S	10	52	2	0	7	7
E18S-9700	10	52	2	0	1	1
G18S	10	52	2	1	1	2
H-18	11	52	2	0	2	2
C-45H	10	52	2	0	6	6
TC-45J	10	52	2	0	3	3
A36	6	42	1	0	92	92
2000	11	52	2	0	21	21
T34 MENTOR	2	42	1	0	5	5
T-34C	2	42	1	0	2	2
T-34C-1	3	42	1	0	4	4
65-90T	9	52	2	0	1	1
65-90	9	52	2	1	62	63
65-B90	9	52	2	0	1	1
65-A90	9	52	2	1	113	114
F90	10	52	2	0	134	134
C90A	9	52	2	0	107	107
B90	9	52	2	2	96	98
C90	9	52	2	0	333	333
E-90	10	52	2	0	237	237
A100	11	52	2	1	59	60
100	11	52	2	0	43	43
B100	11	52	2	1	114	115
200	11	52	2	4	459	463
B200	11	52	2	2	332	334
C90-1	9	52	2	0	1	1
B200C	11	52	2	0	14	14
200C	11	52	2	1	6	7
C-12	15	52	2	0	6	6
200T	11	52	2	0	2	2
300	19	52	2	0	154	154
300LW	19	52	2	0	1	1
B300	19	52	2	0	74	74
B300C	19	52	2	0	5	5
A99	17	52	2	0	1	1
99	17	52	2	11	24	35
99A	17	52	2	2	10	12
B-99	17	52	2	0	15	15
C-99	17	52	2	20	39	59
1900	19	52	2	14	4	18
1900C	19	52	2	152	26	178
1900D	19	52	2	57	6	63
400	9	54	2	0	36	36
400A	10	54	2	0	53	53
B200T	15	52	2	0	1	1
F/W S-ENG TURBOPROP	—	42	—	0	103	103
F/W MULTI TURBOPROP	—	52	—	270	2,521	2,791
F/W MULTI TURBOJET	—	54	—	0	89	89

U.S. REGISTERED CIVIL AIRCRAFT
BY MANUFACTURER AND MODEL—NUMBER OF SEATS
TURBINE
AS OF DECEMBER 31, 1993

Manufacturer/Model/Series	Designation			Air Carrier	General Aviation	Total Aircraft
	Seats	Aircraft/ Engine Type	No. Engines			
TOTAL	—	—	—	**270**	**2,713**	**2,983**
BEECHCRAFT-HAWKER CORP						
BH-125-600A	11	54	2	0	12	12
F/W MULTI TURBOJET	—	54	—	0	12	12
TOTAL	—	—	—	**0**	**12**	**12**
BOEING						
377 SG	92	52	4	0	1	1
707-123B	192	54	4	2	0	2
707-131B	192	54	4	0	2	2
707-138B	192	54	4	5	2	7
707-227	192	54	4	0	1	1
707-300	192	54	4	1	0	1
707-311C	192	54	4	1	0	1
707-321	192	54	4	1	1	2
707-328	192	54	4	1	0	1
707-331	192	54	4	0	1	1
707-321B	192	54	4	5	0	5
707-323B	192	54	4	4	0	4
707-320B	192	54	4	1	0	1
707-330B	192	54	4	1	0	1
707-331B	192	54	4	1	1	2
707-369C	192	54	4	2	0	2
707-358C	192	54	4	1	0	1
707-321C	192	54	4	5	0	5
707-323C	192	54	4	5	0	5
707-327C	192	54	4	0	1	1
707-331C	192	54	4	2	0	2
707-330C	192	54	4	1	0	1
707-336C	192	54	4	1	0	1
707-351C	192	54	4	5	1	6
707-338C	192	54	4	5	0	5
707-355C	192	54	4	1	0	1
707-399C	192	54	4	1	0	1
707-436	192	54	4	2	0	2
707-341C	192	54	4	1	0	1
720-022	143	54	4	2	3	5
720-025	143	54	4	0	2	2
720-027	143	54	4	1	4	5
720-047B	143	54	4	1	0	1
727-1A7C	134	54	3	1	0	1
727-17	134	54	3	0	1	1
727-2J7	134	54	3	3	0	3
727-22C	143	54	3	27	0	27
727-25C	134	54	3	24	0	24
727-27C	134	54	3	13	0	13
727-27	134	54	3	1	1	2
727-2J4	134	54	3	2	0	2
727-21C	134	54	3	4	0	4
727	134	54	3	1	0	1
727-22	134	54	3	58	3	61
727-21	134	54	3	8	2	10

U.S. REGISTERED CIVIL AIRCRAFT
BY MANUFACTURER AND MODEL—NUMBER OF SEATS
TURBINE
AS OF DECEMBER 31, 1993

Manufacturer/Model/Series	Designation			Air Carrier	General Aviation	Total Aircraft
	Seats	Aircraft/ Engine Type	No. Engines			
727-23	134	54	3	43	0	43
727-24C	134	54	3	1	0	1
727-25	134	54	3	29	0	29
727-29	134	54	3	1	0	1
727-30	134	54	3	3	2	5
727-30C	134	54	3	8	0	8
727-31	134	54	3	14	0	14
727-31C	134	54	3	5	0	5
727-35	134	54	3	5	1	6
727-46	134	54	3	1	0	1
727-51	134	54	3	10	0	10
727-51C	134	54	3	10	0	10
727-76	134	54	3	2	0	2
727-61	134	54	3	0	1	1
727-77	134	54	3	1	0	1
727-78	134	54	3	1	0	1
727-62C	134	54	3	2	0	2
727-77C	134	54	2	1	0	1
727-81	134	54	3	2	0	2
727-82C	134	54	3	2	0	2
727-82	134	54	3	2	0	2
727-90C	134	54	3	1	0	1
727-92C	134	54	3	1	0	1
727-95	134	54	3	4	0	4
727-100	129	54	3	1	0	1
727-108C	134	54	3	1	0	1
727-44	134	54	2	3	1	4
727-123	134	54	3	2	0	2
727-134C	134	54	3	1	0	1
727-44C	134	54	2	0	1	1
727-151C	134	54	3	2	0	2
727-155C	134	54	3	1	0	1
727-116	134	54	3	2	0	2
727-172C	134	54	3	2	0	2
727-173C	134	54	3	3	0	3
727-180C	134	54	3	2	0	2
727-185C	134	54	3	2	0	2
727-191	134	54	3	3	0	3
727-2F9	134	54	3	3	0	3
727-200	134	54	3	25	0	25
727-2A1	134	54	3	4	0	4
727-212	170	54	3	6	0	6
727-2A7	134	54	3	1	0	1
727-2B7	134	54	3	4	0	4
727-214	134	54	3	20	1	21
727-2M7	131	54	3	7	0	7
727-2D4	134	54	3	2	0	2
727-2Q6	134	54	3	2	0	2
727-2Q8	134	54	3	2	0	2
727-2Q9	134	54	3	2	0	2
727-2S7	134	54	3	7	0	7

U.S. REGISTERED CIVIL AIRCRAFT
BY MANUFACTURER AND MODEL—NUMBER OF SEATS
TURBINE
AS OF DECEMBER 31, 1993

Manufacturer/Model/Series	Designation			Air Carrier	General Aviation	Total Aircraft
	Seats	Aircraft/ Engine Type	No. Engines			
727-208	134	54	3	1	0	1
727-221	134	54	3	8	0	8
727-222	134	54	3	99	0	99
727-223	134	54	3	97	0	97
727-295	134	54	3	2	0	2
727-224	134	54	3	44	0	44
727-225	134	54	3	76	1	77
727-227	134	54	3	73	0	73
727-231	134	54	3	54	0	54
727-233	154	54	3	36	0	36
727-235	134	54	3	16	0	16
727-243	189	54	3	14	1	15
727-247	134	54	3	42	0	42
727-251	134	54	3	44	5	49
727-259	134	54	3	2	1	3
727-254	134	54	3	5	0	5
727-264	134	54	3	5	0	5
727-281	134	54	3	5	0	5
727-277	189	54	3	9	0	9
727-290	134	54	3	3	0	3
727-291	134	54	3	1	0	1
727-230	134	54	3	10	0	10
727-2S2F	124	54	3	15	0	15
727-232	154	54	3	113	0	113
727-228	134	54	3	8	0	8
727-2X8	134	54	3	1	0	1
727-294	134	54	3	0	2	2
737-112	113	54	2	2	0	2
737-130	100	54	2	16	0	16
737-2H4	130	54	2	10	0	10
737-201	100	54	2	49	0	49
737-205	100	54	2	2	2	4
737-202C	100	54	2	1	0	1
737-204	100	54	2	2	0	2
737-210C	100	54	2	3	0	3
737-214	100	54	2	6	0	6
737-212	100	54	2	1	0	1
737-217	130	54	2	6	0	6
737-219	130	54	2	4	0	4
737-2X2	134	54	2	1	0	1
737-2X6C	134	54	2	2	0	2
737-2B7	136	54	2	22	0	22
737-277	149	54	2	12	0	12
737-2K6	149	54	2	1	0	1
737-3B7	149	54	2	53	0	53
737-3TO	149	54	2	58	0	58
737-3A4	149	54	2	9	0	9
737-3G7	149	54	2	20	1	21
737-3H4	149	54	2	59	0	59
737-2H6	124	54	2	3	0	3
737-3T5	149	54	2	4	0	4

U.S. REGISTERED CIVIL AIRCRAFT
BY MANUFACTURER AND MODEL—NUMBER OF SEATS
TURBINE
AS OF DECEMBER 31, 1993

Manufacturer/Model/Series	Designation			Air Carrier	General Aviation	Total Aircraft
	Seats	Aircraft/ Engine Type	No. Engines			
737-300	149	54	2	17	1	18
737-4Q8	149	54	2	15	0	15
737-301	149	54	2	44	0	44
737-3S1	149	54	2	2	0	2
737-3M8	149	54	2	2	0	2
737-347	149	54	2	13	0	13
737-3Q8	149	54	2	9	0	9
737-3Y0	149	54	2	1	0	1
737-33A	149	54	2	11	0	11
737-322	149	54	2	98	0	98
737-3Y9	149	54	2	1	0	1
737-222	100	54	2	60	2	62
737-232	130	54	2	32	0	32
737-242C	100	54	2	1	0	1
737-2A1	124	54	2	3	0	3
737-2A6	124	54	2	1	0	1
737-2H4	124	54	2	40	0	40
737-247	100	54	2	31	1	32
737-2H5	124	54	2	2	0	2
737-2E1	125	54	2	3	0	3
737-2S2C	124	54	2	4	0	4
737-2Q8	124	54	2	1	0	1
737-2Q9	124	54	2	4	0	4
737-281	134	54	2	4	0	4
737-284	130	54	2	2	0	2
737-2Q8C	124	54	2	1	0	1
737-244	134	54	2	1	0	1
737-290C	134	54	2	3	0	3
737-291	134	54	2	25	1	26
737-293	100	54	2	4	1	5
737-2E3A	124	54	2	1	0	1
737-297	124	54	2	7	0	7
737-25A	130	54	2	2	0	2
737-2M8	124	54	2	1	0	1
737-275	119	54	2	3	0	3
737-247	149	54	2	9	0	9
737-2CO	124	54	2	5	0	5
737 2J8	125	54	2	1	0	1
737-400	149	54	2	3	0	3
737-401	149	54	2	19	0	19
737-4B7	149	54	2	34	1	35
737-5H4	149	54	2	11	0	11
737-500	149	54	2	14	0	14
737-522	149	54	2	57	0	57
737-2M6C	149	54	2	1	0	1
737-3S3	149	54	2	6	0	6
737-4S3	149	54	2	2	0	2
737-46B	149	54	2	0	1	1
737-490	149	54	2	2	0	2
737-497	149	54	2	2	0	2
737-298C	15	54	2	0	1	1

U.S. REGISTERED CIVIL AIRCRAFT
BY MANUFACTURER AND MODEL—NUMBER OF SEATS
TURBINE
AS OF DECEMBER 31, 1993

Manufacturer/Model/Series	Designation			Air Carrier	General Aviation	Total Aircraft
	Seats	Aircraft/ Engine Type	No. Engines			
737-2T2	134	54	2	1	0	1
737-2T4	134	54	2	7	0	7
737-2K9	124	54	2	1	0	1
737-2L9	136	54	2	3	0	3
737-2U9	149	54	2	1	0	1
737-2S5C	130	54	2	1	0	1
737-2V5A	149	54	2	1	0	1
737-332	149	54	2	2	0	2
737-3Q8	149	54	2	3	0	3
737-322	149	54	2	2	0	2
747	400	54	4	1	0	1
747SP-21	360	54	4	10	0	10
747-2D3B	495	54	4	1	0	1
747-2J9	495	54	4	1	0	1
747-2F6B	495	54	4	4	0	4
747-211B	495	54	4	2	0	2
747-2B4B	495	54	4	3	0	3
747SP-31	360	54	4	2	0	2
747-SR-46	494	54	4	3	1	4
747 200B	494	54	4	2	0	2
747-238B	495	54	4	11	0	11
747-243B	495	54	4	2	0	2
747-249F	495	54	4	2	0	2
747-206B	495	54	4	5	0	5
747-282B	495	54	4	2	0	2
747-284B	495	54	4	1	0	1
747-200F	495	54	4	1	0	1
747-283B	495	54	4	1	0	1
747-2R7F	495	54	4	1	0	1
747-121	495	54	4	21	1	22
747-122	495	54	4	18	0	18
747-123	495	54	4	13	0	13
747-124	495	54	4	2	0	2
747-133	495	54	4	0	1	1
747-130	495	54	4	1	0	1
747-131	495	54	4	10	0	10
747-132	495	54	4	2	0	2
747-136	495	54	4	2	0	2
747-156	495	54	4	2	0	2
747-135	495	54	4	2	0	2
747-212B	495	54	4	5	0	5
747-227	495	54	4	1	0	1
747-227B	495	54	4	2	0	2
747-230B	495	54	4	2	0	2
747-151	495	54	4	10	0	10
747-251B	495	54	4	17	0	17
747-127	495	54	4	1	0	1
747-128	495	54	4	2	0	2
747-273C	495	54	4	2	0	2
747-245F	495	54	4	3	0	3
747-251F	495	54	4	7	0	7

U.S. REGISTERED CIVIL AIRCRAFT
BY MANUFACTURER AND MODEL—NUMBER OF SEATS
TURBINE
AS OF DECEMBER 31, 1993

Manufacturer/Model/Series	Designation			Air Carrier	General Aviation	Total Aircraft
	Seats	Aircraft/ Engine Type	No. Engines			
747-143	495	54	4	2	0	2
747SP-09	495	54	4	2	0	2
747-222B	495	54	4	2	0	2
747-300 SERIES	495	54	4	4	0	4
747-312	495	54	4	7	0	7
747-422	495	54	4	21	0	21
747-451	450	54	4	8	0	8
747-45E	495	54	4	2	0	2
747-4F6	495	54	4	2	0	2
757-200 SERIES	178	54	2	1	0	1
757-212	178	54	2	4	0	4
757-222	178	54	2	88	0	88
757-223	178	54	2	74	0	74
757-225	178	54	2	19	0	19
757-2S7	178	54	2	6	0	6
757-2G7	178	54	2	3	0	3
757-2B7	178	54	2	11	0	11
757-232	178	54	2	82	0	82
757-23APF	178	54	2	1	0	1
757-23A	178	54	2	4	0	4
757-23AF	178	54	2	2	0	2
757-24APF	178	54	2	35	0	35
757-251	178	54	2	30	0	30
757-236	178	54	2	2	0	2
757-28A	249	54	2	2	0	2
767-332	330	54	2	39	0	39
767-2B7	252	54	2	6	0	6
767-205	252	54	2	1	0	1
767-222	252	54	2	18	0	18
767-223	255	54	2	27	0	27
767-216	255	54	2	1	0	1
767-201	255	54	2	5	0	5
767-231	255	54	2	10	0	10
767-232	255	54	2	13	0	13
767-259	255	54	2	2	0	2
767-2S1	255	54	2	1	0	1
767-322	330	54	2	23	0	23
767-323	330	54	2	33	0	33
DHC-6-300	22	52	2	0	2	2
DHC-8-102	39	52	2	56	1	57
DHC-8-301	39	52	2	2	0	2
DHC-7-102	59	52	4	2	0	2
DHC-8-103	39	52	2	2	0	2
DHC-8-311	39	52	2	6	0	6
F/W MULTI TURBOPROP	—	52	—	68	4	72
F/W MULTI TURBOJET	—	54	—	2,999	58	3,057
TOTAL	—	—	—	**3,067**	**62**	**3,129**
BRITISH AEROSPACE						
AVRO 146-RJ70A	70	54	4	3	0	3
DH-125-3ARA	10	54	2	0	1	1
HS125 FAN 400A	14	54	2	0	2	2

U.S. REGISTERED CIVIL AIRCRAFT
BY MANUFACTURER AND MODEL—NUMBER OF SEATS
TURBINE
AS OF DECEMBER 31, 1993

Manufacturer/Model/Series	Designation			Air Carrier	General Aviation	Total Aircraft
	Seats	Aircraft/ Engine Type	No. Engines			
HS125 SERIES F.400B	14	54	2	0	1	1
BAE JETSTREAM 3101	19	52	2	128	17	145
BAE JETSTREAM 3201	19	52	2	127	5	132
JETSTREAM 3212	20	52	2	0	3	3
BAE 146 SERIES 100A	93	54	4	3	0	3
BAE 146 SERIES 200	109	54	4	7	0	7
BAE 146 SERIES 200A	109	54	4	30	0	30
BAE 146 SERIES 300A	100	54	4	6	0	6
BAE 125 SERIES 800A	14	54	2	0	137	137
BAE ATP	72	52	2	10	0	10
BAC 1-11 420/EL	79	54	2	0	1	1
HS.125-700A	15	54	2	0	68	68
HS-125-700B	15	54	2	0	1	1
HS 125 SERIES 600A	11	54	2	0	1	1
F/W MULTI TURBOPROP	—	52	—	265	25	290
F/W MULTI TURBOJET	—	54	—	49	212	261
TOTAL	—	—	—	**314**	**237**	**551**
BRITISH AIRCRAFT						
BAC 1-11 203/AE	72	54	2	7	1	8
BAC 1-11 204/AF	72	54	2	5	0	5
BAC 1-11 212/AR	72	54	2	1	0	1
BAC 1-11 215/AU	72	54	2	2	0	2
BAC 1-11 401/AK	79	54	2	4	7	11
BAC 1-11 412A/EB	79	54	2	0	1	1
BAC 1-11 414/EG	79	54	2	1	0	1
BAC 1-11 410/AQ	79	54	2	1	0	1
BAC 1-11 419/EP	79	54	2	0	1	1
BAC 1-11 422/EQ	81	54	2	1	0	1
F/W MULTI TURBOJET	—	54	—	22	10	32
TOTAL	—	—	—	**22**	**10**	**32**
C A S A						
C-212-DF	19	52	2	0	2	2
F/W MULTI TURBOPROP	—	52	—	0	2	2
TOTAL	—	—	—	**0**	**2**	**2**
CANADAIR						
CL600-2B19	21	54	2	0	10	10
F-86E MK.6	1	44	1	0	6	6
T-33	2	44	1	0	2	2
CL-44D4	181	52	4	5	2	7
CL-600 CHALLENGER	13	54	2	3	57	60
CL-600-2A12	19	54	2	0	26	26
CL-600-2B16	21	54	2	2	96	98
F/W S-ENG TURBOJET	—	44	—	0	8	8
F/W MULTI TURBOPROP	—	52	—	5	2	7
F/W MULTI TURBOJET	—	54	—	5	189	194
TOTAL	—	—	—	**10**	**199**	**209**
CESSNA						
208B	6	42	1	0	284	284
208	10	42	1	0	65	65
208A	2	42	1	0	11	11
T-37C	2	54	2	0	6	6

U.S. REGISTERED CIVIL AIRCRAFT
BY MANUFACTURER AND MODEL—NUMBER OF SEATS
TURBINE
AS OF DECEMBER 31, 1993

Manufacturer/Model/Series	Designation			Air Carrier	General Aviation	Total Aircraft
	Seats	Aircraft/ Engine Type	No. Engines			
402	10	52	2	0	3	3
414	8	52	2	0	9	9
421B	8	52	2	0	8	8
421C	8	52	2	0	28	28
425	12	52	2	2	158	160
441	10	52	2	0	211	211
525	8	54	2	0	31	31
500	8	54	2	1	173	174
501	8	54	2	1	219	220
550	8	54	2	0	335	335
551	8	54	2	0	48	48
552	6	54	2	0	3	3
S550	8	54	2	0	121	121
560	11	54	2	0	152	152
650	12	54	2	0	173	173
750	12	54	2	0	1	1
337A	6	42	1	0	1	1
A-37A	2	54	2	0	1	1
F/W S-ENG TURBOPROP	—	42	—	0	361	361
F/W MULTI TURBOPROP	—	52	—	2	417	419
F/W MULTI TURBOJET	—	54	—	2	1,263	1,265
TOTAL	—	—	—	**4**	**2,041**	**2,045**
C-212 AVIOCAR	19	52	2	1	7	8
C-212-CB	19	52	2	0	3	3
C-212-CC	28	52	2	0	14	14
C-212-200	19	52	2	0	11	11
F/W MULTI TURBOPROP	—	52	—	1	35	36
TOTAL	—	—	—	**1**	**35**	**36**
CONVAIR						
600-240D	48	52	2	18	2	20
340	46	52	2	14	5	19
340-31	46	52	2	13	3	16
340-32	46	52	2	1	0	1
580	46	52	2	1	4	5
640	54	52	2	2	0	2
640-340D	46	52	2	13	1	14
440	54	52	2	12	15	27
640-440D	54	52	2	1	0	1
F102A	1	44	1	0	1	1
30	152	54	4	0	1	1
30A	152	54	4	0	1	1
30A-6	152	54	4	0	1	1
22	152	54	4	0	22	22
22M	152	54	4	0	1	1
F/W S-ENG TURBOJET	—	44	—	0	1	1
F/W MULTI TURBOPROP	—	52	—	75	30	105
F/W MULTI TURBOJET	—	54	—	0	26	26
TOTAL	—	—	—	**75**	**57**	**132**
DASSAULT-BREGUET						
FALCON 10	7	54	2	0	109	109
FALCON 20	10	54	2	0	38	38

U.S. REGISTERED CIVIL AIRCRAFT
BY MANUFACTURER AND MODEL—NUMBER OF SEATS
TURBINE
AS OF DECEMBER 31, 1993

Manufacturer/Model/Series	Designation			Air Carrier	General Aviation	Total Aircraft
	Seats	Aircraft/ Engine Type	No. Engines			
MYSTERE FALCON 20-D5	14	54	2	0	1	1
MYSTERE FALCON 20-F5	14	54	2	0	10	10
FALCON 50	10	54	3	0	135	135
MYSTERE FALCON 20-C5	14	54	2	0	4	4
MYSTERE FALCON 100	8	54	2	0	1	1
MYSTERE FALCON 200	13	54	2	0	18	18
MYSTERE FALCON 900	12	54	3	0	53	53
F/W MULTI TURBOJET	—	54	—	0	369	369
TOTAL	**—**	**—**	**—**	**0**	**369**	**369**
DASSAULT-SUD						
FAN JET FALCON SER F	14	54	2	0	21	21
FAN JET FALCON	12	54	2	0	84	84
FAN JET FALCON SER C	14	54	2	0	2	2
FAN JET FALCON SER D	14	54	2	0	7	7
F/W MULTI TURBOJET	—	54	—	0	114	114
TOTAL	**—**	**—**	**—**	**0**	**114**	**114**
DEHAVILLAND						
BEAVER DHC-2 MK.3	8	42	1	0	8	8
COMET 4C	65	54	4	0	2	2
DH104 DOVE 7AXC	13	52	2	0	1	1
VAMPIRE	3	44	1	0	1	1
DHC-6 TWIN OTTER	16	52	2	22	49	71
DHC-6-100	23	52	2	0	2	2
DHC-6-200	24	52	2	2	5	7
DHC-6-300	22	52	2	40	25	65
DHC-7	55	52	4	1	0	1
DHC-7-102	59	52	4	43	3	46
DHC-7-103	55	52	4	2	1	3
DHC-5 BUFFALO	44	52	2	0	1	1
C-8A BUFFALO	44	52	2	0	1	1
DH115 VAMPIRE	2	54	2	0	2	2
MK-35	2	44	1	0	2	2
DHC 2 MK III	7	42	1	0	3	3
DHC-8-101	39	52	2	1	0	1
DHC-8-102	39	52	2	62	0	62
F/W S-ENG TURBOPROP	—	42	—	0	11	11
F/W S-ENG TURBOJET	—	44	—	0	3	3
F/W MULTI TURBOPROP	—	52	—	173	88	261
F/W MULTI TURBOJET	—	54	—	0	4	4
TOTAL	**—**	**—**	**—**	**173**	**106**	**279**
DORNIER						
228-201	20	52	2	0	2	2
DO228-202	20	52	2	6	17	23
DO.228-200	19	52	2	0	3	3
DO 328-100	36	52	2	3	0	3
F/W MULTI TURBOPROP	—	52	—	9	22	31
TOTAL	**—**	**—**	**—**	**9**	**22**	**31**
DOUGLAS						
A-4B	1	44	1	0	1	1
DC3-S	32	52	2	0	1	1
DC3C-65TP	32	52	2	0	1	1

U.S. REGISTERED CIVIL AIRCRAFT
BY MANUFACTURER AND MODEL—NUMBER OF SEATS
TURBINE
AS OF DECEMBER 31, 1993

Manufacturer/Model/Series	Designation			Air Carrier	General Aviation	Total Aircraft
	Seats	Aircraft/ Engine Type	No. Engines			
C-133A	200	52	4	0	4	4
C133B	9	52	4	0	1	1
DC-8-21	152	54	4	5	3	8
DC-8-31	152	54	4	0	2	2
DC-8-32	152	54	4	1	0	1
DC-8-33	152	54	4	3	2	5
DC-8-51	152	54	4	6	7	13
DC-8-52	152	54	4	5	0	5
DC-8-53	152	54	4	1	0	1
DC-8-54	152	54	4	1	0	1
DC-8F-54	152	54	4	13	0	13
DC-8-55	152	54	4	1	1	2
DC-8F-55	152	54	4	7	0	7
DC-8-61	152	54	4	14	0	14
DC-8-62	152	54	4	17	0	17
DC-8-62F	152	54	4	3	0	3
DC-8-63	152	54	4	11	0	11
DC-8-63F	152	54	4	3	0	3
DC-8-72	152	54	4	1	1	2
DC-8-73	152	54	4	3	0	3
DC-8-71F	152	54	4	25	0	25
DC-8-73F	152	54	4	36	0	36
DC-9	85	54	2	1	0	1
DC-9-14	85	54	2	30	0	30
DC9-15	85	54	2	21	3	24
DC-9-15F	85	54	2	9	1	10
DC-9-31	85	54	2	162	2	164
DC-9-32	85	54	2	59	1	60
DC-9-32F	85	54	2	3	0	3
DC-9-33F	85	54	2	5	0	5
DC-9-41	85	54	2	14	0	14
DC-10-30F	345	54	3	21	1	22
DC-10-40	345	54	3	20	0	20
F/W S-ENG TURBOJET	—	44	—	0	1	1
F/W MULTI TURBOPROP	—	52	—	0	7	7
F/W MULTI TURBOJET	—	54	—	501	24	525
TOTAL	—	—	—	**501**	**32**	**533**
EMBRAER						
EMB-110P1	20	52	2	41	18	59
EMB-110P2	22	52	2	0	3	3
EMB-120	32	52	2	71	1	72
EMB-120 RT	32	52	2	128	6	134
EMB-120 ER	32	52	2	6	0	6
F/W MULTI TURBOPROP	—	52	—	246	28	274
TOTAL	—	—	—	**246**	**28**	**274**
FAIRCHILD						
C-119F	78	54	2	0	3	3
C-119G-3E	52	54	2	0	1	1
F-27	61	52	2	6	3	9
F-27A	61	52	2	3	0	3
F-27B	61	52	2	0	1	1

U.S. REGISTERED CIVIL AIRCRAFT
BY MANUFACTURER AND MODEL—NUMBER OF SEATS
TURBINE
AS OF DECEMBER 31, 1993

Manufacturer/Model/Series	Designation			Air Carrier	General Aviation	Total Aircraft
	Seats	Aircraft/ Engine Type	No. Engines			
F-27F	61	52	2	7	2	9
F-27J	61	52	2	2	1	3
F27M	61	52	2	0	1	1
FH-227	61	52	2	1	1	2
FH-227B	61	52	2	0	1	1
FH-227D	61	52	2	0	1	1
SA227-AC	12	52	2	128	24	152
SA227-AT	12	52	2	10	2	12
SA226-T	8	52	2	0	2	2
SA226-AT	12	52	2	0	1	1
SA226-T(B)	22	52	2	0	1	1
SA227-DC	25	52	2	2	0	2
PILATUS PC6/B1-H2	8	42	1	0	2	2
PILATUS PC6/B2-H2	8	42	1	0	3	3
PILATUS PC6/C-H2	8	42	1	0	3	3
F/W S-ENG TURBOPROP	—	42	—	0	8	8
F/W MULTI TURBOPROP	—	52	—	159	41	200
F/W MULTI TURBOJET	—	54	—	0	4	4
TOTAL	**—**	**—**	**—**	**159**	**53**	**212**
FAIREY AVIATION LTD						
FIREFLY AS-6	5	42	1	0	1	1
F/W S-ENG TURBOPROP	—	42	—	0	1	1
TOTAL	**—**	**—**	**—**	**0**	**1**	**1**
FOKKER						
F27	41	52	2	2	0	2
F27-100	55	52	2	1	2	3
F27-200	55	52	2	5	1	6
F27 MK 500	55	52	2	39	2	41
F27 MK 600	56	52	2	8	0	8
F28 MK 0100	111	54	2	104	0	104
F.28 MK 1000	69	54	2	20	0	20
F.28 MK4000	69	54	2	25	0	25
F/W MULTI TURBOPROP	—	52	—	55	5	60
F/W MULTI TURBOJET	—	54	—	149	0	149
TOTAL	**—**	**—**	**—**	**204**	**5**	**209**
GATES LEAR JET						
24B	8	54	2	0	4	4
24B-A	8	54	2	0	2	2
24D	8	54	2	0	31	31
24D-A	8	54	2	0	1	1
24E	8	54	2	0	11	11
24F	8	54	2	0	8	8
25	10	54	2	0	6	6
25B	10	54	2	0	68	68
25C	10	54	2	0	9	9
28	9	54	2	0	3	3
35	10	54	2	0	53	53
36A	10	54	2	0	25	25
36	10	54	2	0	14	14
25D	10	54	2	0	96	96
55	13	54	2	1	86	87

U.S. REGISTERED CIVIL AIRCRAFT
BY MANUFACTURER AND MODEL—NUMBER OF SEATS
TURBINE
AS OF DECEMBER 31, 1993

Manufacturer/Model/Series	Designation			Air Carrier	General Aviation	Total Aircraft
	Seats	Aircraft/ Engine Type	No. Engines			
55B	13	54	2	0	6	6
55C	13	54	2	0	8	8
35A	10	54	2	1	305	306
F/W MULTI TURBOJET	—	54	—	2	736	738
TOTAL	—	—	—	**2**	**736**	**738**
GLOSTER						
METEOR F4	2	54	2	0	1	1
F/W MULTI TURBOJET	—	54	—	0	1	1
TOTAL	—	—	—	**0**	**1**	**1**
N22B	14	52	2	0	5	5
N22S	14	52	2	0	7	7
N24A	19	52	2	0	8	8
F/W MULTI TURBOPROP	—	52	—	0	20	20
TOTAL	—	—	—	**0**	**20**	**20**
AIRBUS IND. A300B4	348	54	2	12	0	12
AIRBUS A310-324	280	54	2	12	0	12
A300B4-203	341	54	2	24	0	24
AIRBUS IND A300B4-2C	348	54	2	3	0	3
F/W MULTI TURBOJET	—	54	—	51	0	51
TOTAL	—	—	—	**51**	**0**	**51**
GRUMMAN						
E-2C	5	52	2	0	1	1
HU 16A	8	52	2	0	1	1
HU-16B	8	52	2	0	7	7
OV-1A	2	52	2	0	3	3
OV-1C	2	52	2	0	2	2
G-21A	8	52	2	0	1	1
G-73	12	52	2	13	16	29
G-73T	12	52	2	1	1	2
G-159	21	52	2	2	66	68
G-1159	22	54	2	0	95	95
G1159B	122	54	2	1	2	3
F/W MULTI TURBOPROP	—	52	—	16	98	114
F/W MULTI TURBOJET	—	54	—	1	97	98
TOTAL	—	—	—	**17**	**195**	**212**
GRUMMAN AMERICAN AVN.						
G-164B	1	42	1	0	3	3
G-159	21	52	2	0	2	2
G-1159	22	54	2	0	35	35
F/W S-ENG TURBOPROP	—	42	—	0	3	3
F/W MULTI TURBOPROP	—	52	—	0	2	2
F/W MULTI TURBOJET	—	54	—	0	35	35
TOTAL	—	—	—	**0**	**40**	**40**
GULFSTREAM AEROSPACE						
695A	11	52	2	0	2	2
695B	11	52	2	0	4	4
F/W MULTI TURBOPROP	—	52	—	0	6	6
TOTAL	—	—	—	**0**	**6**	**6**
G-1159A	21	54	2	0	62	62
G1159B	22	54	2	0	25	25
G-IV	22	54	2	0	135	135

U.S. REGISTERED CIVIL AIRCRAFT
BY MANUFACTURER AND MODEL—NUMBER OF SEATS
TURBINE
AS OF DECEMBER 31, 1993

Manufacturer/Model/Series	Designation			Air Carrier	General Aviation	Total Aircraft
	Seats	Aircraft/ Engine Type	No. Engines			
G-111	19	54	2	0	1	1
F/W MULTI TURBOJET	—	54	—	0	223	223
TOTAL	—	—	—	**0**	**223**	**223**
GULFSTREAM AM CORP COM						
690C	11	52	2	0	27	27
690D	11	52	2	0	14	14
695	11	52	2	0	4	4
695A	11	52	2	0	36	36
G-1159	22	54	2	0	34	34
G-1159A	21	54	2	0	61	61
F/W MULTI TURBOPROP	—	52	—	0	81	81
F/W MULTI TURBOJET	—	54	—	0	95	95
TOTAL	—	—	—	**0**	**176**	**176**
HAMBURGER FLUGZEUGBAU						
HFB 320 HANSA	11	54	2	0	12	12
F/W MULTI TURBOJET	—	54	—	0	12	12
TOTAL	—	—	—	**0**	**12**	**12**
HANDLEY PAGE						
HP-137 MK1	20	52	2	0	7	7
F/W MULTI TURBOPROP	—	52	—	0	7	7
TOTAL	—	—	—	**0**	**7**	**7**
HAWKER SIDDELEY						
DH-125	10	54	2	0	19	19
DH.125-1A	10	54	2	0	12	12
DH.125-1A/522	10	54	2	0	4	4
HS.125-1B/522	10	54	2	0	1	1
DH.125-3A	10	54	2	0	8	8
DH.125-3A/R	10	54	2	0	2	2
DH.125-3A/RA	10	54	2	0	11	11
HS-125-1A	10	54	2	0	1	1
BH.125-400A	10	54	2	0	19	19
DH.125-400A	10	54	2	0	26	26
HS125 SRS 400A	14	54	2	0	2	2
HS125 SERIES 400B	14	54	2	0	1	1
HS-125-600A	11	54	2	0	10	10
HS-125-600B	10	54	2	0	2	2
HS.125 SERIES 700A	15	54	2	0	64	64
F/W MULTI TURBOJET	—	54	—	0	182	182
TOTAL	—	—	—	**0**	**182**	**182**
HEINKEL						
POTEZ-HEINKEL CM 191	4	54	2	0	1	1
F/W MULTI TURBOJET	—	54	—	0	1	1
TOTAL	—	—	—	**0**	**1**	**1**
HELIO						
HST-550	10	42	1	0	1	1
HST-550A	10	42	1	0	1	1
F/W S-ENG TURBOPROP	—	42	—	0	2	2
TOTAL	—	—	—	**0**	**2**	**2**
HISPANO AVIACION						
HA-220	1	54	2	0	1	1
F/W MULTI TURBOJET	—	54	—	0	1	1

U.S. REGISTERED CIVIL AIRCRAFT
BY MANUFACTURER AND MODEL—NUMBER OF SEATS
TURBINE
AS OF DECEMBER 31, 1993

Manufacturer/Model/Series	Designation			Air Carrier	General Aviation	Total Aircraft
	Seats	Aircraft/ Engine Type	No. Engines			
TOTAL	—	—	—	**0**	**1**	**1**
ISRAEL AIRCRAFT INDUST						
1121	10	54	2	0	1	1
1123	10	54	2	0	20	20
1124	10	54	2	0	137	137
1124A	12	54	2	0	64	64
1125 WESTWIND ASTRA	9	54	2	0	54	54
F/W MULTI TURBOJET	—	54	—	0	276	276
TOTAL	—	—	—	**0**	**276**	**276**
JETSTREAM AIRCRAFT LIM						
JETSTREAM 4101	29	52	2	0	8	8
F/W MULTI TURBOPROP	—	52	—	0	8	8
TOTAL	—	—	—	**0**	**8**	**8**
LEAR JET						
23	8	54	2	0	40	40
24	8	54	2	0	52	52
24A	8	54	2	0	9	9
24B	8	54	2	0	27	27
24D	8	54	2	0	10	10
25	10	54	2	0	45	45
31	10	54	2	0	16	16
31A	10	54	2	0	31	31
60	11	54	2	0	11	11
35A	10	54	2	0	14	14
F/W MULTI TURBOJET	—	54	—	0	255	255
TOTAL	—	—	—	**0**	**255**	**255**
LOCKHEED						
P-3A	10	52	4	0	9	9
P-3B	12	52	4	0	3	3
ER-2	1	44	1	0	2	2
T-33	2	44	1	0	15	15
T-33A	2	44	1	0	19	19
T-33B	2	44	1	0	3	3
T2V-1A	2	44	1	0	2	2
TV-2	2	44	1	0	1	1
F-104A	1	44	1	0	3	3
F-104G	1	44	1	0	1	1
TF-104G	1	44	1	0	2	2
F104B	1	44	1	0	1	1
T33A-5-LO	2	44	1	0	1	1
C-130A	9	52	4	0	31	31
NC-130B	9	52	4	0	1	1
EC130Q	9	52	4	0	1	1
188A	102	52	4	14	0	14
188C	102	52	4	20	4	24
NP-3A	10	52	4	0	1	1
1329	8	54	4	0	43	43
1329-23A	12	54	4	0	1	1
1329-23D	8	54	4	0	2	2
1329-23E	12	54	4	0	17	17
1329-25 JETSTAR II	12	54	4	0	25	25

U.S. REGISTERED CIVIL AIRCRAFT
BY MANUFACTURER AND MODEL—NUMBER OF SEATS
TURBINE
AS OF DECEMBER 31, 1993

Manufacturer/Model/Series	Designation			Air Carrier	General Aviation	Total Aircraft
	Seats	Aircraft/ Engine Type	No. Engines			
382	3	52	4	1	0	1
382B	3	52	4	3	0	3
382B-7C	3	52	4	1	0	1
382E	3	52	4	3	0	3
382G	3	52	4	6	1	7
382E-44K-20	3	52	4	2	0	2
382E-44K-30	3	52	4	1	0	1
382G-44K-30	3	52	4	0	4	4
300-50A-01	158	54	4	0	1	1
L-1011-385-1	358	54	3	74	2	76
L-1011-385-1-15	400	54	3	10	0	10
L-1011-385-1-14-15	400	54	3	4	0	4
L-1011-385-3	400	54	3	18	1	19
WP-3D	21	52	4	0	2	2
F/W S-ENG TURBOJET	—	44	—	0	50	50
F/W MULTI TURBOPROP	—	52	—	51	57	108
F/W MULTI TURBOJET	—	54	—	106	92	198
TOTAL	**—**	**—**	**—**	**157**	**199**	**356**
LOCKHEED CORPORATION						
1329 731 JETSTAR	12	54	4	0	2	2
F/W MULTI TURBOJET	—	54	—	0	2	2
TOTAL	**—**	**—**	**—**	**0**	**2**	**2**
MAULE AIR INC						
MX-7-420	5	42	1	0	2	2
F/W S-ENG TURBOPROP	—	42	—	0	2	2
TOTAL	**—**	**—**	**—**	**0**	**2**	**2**
MCDONNELL						
FH-1	2	54	2	0	1	1
F/W MULTI TURBOJET	—	54	—	0	1	1
TOTAL	**—**	**—**	**—**	**0**	**1**	**1**
MCDONNELL AIRCRAFT COR						
F-4C	2	54	2	0	2	2
F/W MULTI TURBOJET	—	54	—	0	2	2
TOTAL	**—**	**—**	**—**	**0**	**2**	**2**
MCDONNELL DOUGLAS						
DC-8-33	152	54	4	1	0	1
DC-8-52	152	54	4	1	0	1
DC-8-53	152	54	4	1	0	1
DC-8F-54	152	54	4	1	0	1
DC-8F-55	152	54	4	1	1	2
DC-8-61	152	54	4	8	0	8
DC-8-62	152	54	4	14	1	15
DC-8-62F	152	54	4	3	0	3
DC-8-63	152	54	4	13	0	13
DC-8-63F	152	54	4	10	0	10
DC-8-71	152	54	4	15	0	15
DC-9-14	116	54	2	1	0	1
DC-9-15	116	54	2	1	1	2
DC-9-15F	116	54	2	7	2	9
DC-9-51	139	54	2	58	0	58
DC-9-31	116	54	2	44	0	44

U.S. REGISTERED CIVIL AIRCRAFT
BY MANUFACTURER AND MODEL—NUMBER OF SEATS
TURBINE
AS OF DECEMBER 31, 1993

Manufacturer/Model/Series	Designation			Air Carrier	General Aviation	Total Aircraft
	Seats	Aircraft/ Engine Type	No. Engines			
DC-9-32	116	54	2	60	0	60
DC-9-32F	116	54	2	2	0	2
DC-9-33F	116	54	2	5	0	5
DC-9-34	127	54	2	3	0	3
DC-9-41	116	54	2	16	0	16
DC-9-80	172	54	2	1	0	1
DC-9-81	116	54	2	27	0	27
DC-9-82(MD-82)	172	54	2	366	2	368
DC-9-83(MD-83)	172	54	2	68	0	68
DC-9-87	172	54	2	4	0	4
DC-10-10	345	54	3	108	1	109
DC-10-15	385	54	3	6	0	6
DC-10-30F	385	54	3	5	0	5
MD-11F	240	54	3	13	0	13
MD-11	240	54	3	33	0	33
F-101A	2	54	2	0	1	1
F-101F	2	54	2	0	1	1
F4D	2	54	2	0	2	2
MD 83	155	54	2	13	0	13
MD-88	142	54	2	111	0	111
F101A	1	54	2	0	1	1
DC-10-10F	345	54	3	10	0	10
DC-10-30	345	54	3	41	2	43
F/W MULTI TURBOJET	—	54	—	1,071	15	1,086
TOTAL	—	—	—	**1,071**	**15**	**1,086**
MCKINNON						
G-21E	9	52	2	0	1	1
G21G	8	52	2	2	2	4
G21D	9	52	2	0	1	1
F/W MULTI TURBOPROP	—	52	—	2	4	6
TOTAL	—	—	—	**2**	**4**	**6**
MESSERSCHMITT-BOLKOW-B						
HANSA HFB 320	12	54	2	0	1	1
F/W MULTI TURBOJET	—	54	—	0	1	1
TOTAL	—	—	—	**0**	**1**	**1**
MITSUBISHI						
MU-2B	9	52	2	0	17	17
MU-2B-15	9	52	2	0	1	1
MU-2B-10	9	52	2	0	9	9
MU-2B-20	9	52	2	0	52	52
MU-2B-26	9	52	2	0	17	17
MU-2B-25	10	52	2	0	43	43
MU-2B-30	10	52	2	0	16	16
MU-2B-35	10	52	2	0	59	59
MU-2B-36	10	52	2	0	28	28
MU-2B-36A	10	52	2	0	17	17
MU-2B-26A	9	52	2	0	26	26
MU-2B-40	10	52	2	0	37	37
MU-2B-60	10	52	2	0	91	91
MU-300	11	54	2	0	72	72
YS-11-100	60	52	2	2	0	2

U.S. REGISTERED CIVIL AIRCRAFT
BY MANUFACTURER AND MODEL—NUMBER OF SEATS
TURBINE
AS OF DECEMBER 31, 1993

Manufacturer/Model/Series	Designation			Air Carrier	General Aviation	Total Aircraft
	Seats	Aircraft/ Engine Type	No. Engines			
MU-300-10	11	54	2	0	2	2
F/W MULTI TURBOPROP	—	52	—	2	413	415
F/W MULTI TURBOJET	—	54	—	0	74	74
TOTAL	—	—	—	**2**	**487**	**489**
MORANE-SAULNIER						
MS760	4	54	2	0	5	5
MS760B	4	54	2	0	9	9
MS760 II	4	54	2	0	1	1
F/W MULTI TURBOJET	—	54	—	0	15	15
TOTAL	—	—	—	**0**	**15**	**15**
NIHON						
YS-11	63	52	2	2	2	4
YS-11A	66	52	2	3	0	3
YS-11A-500	66	52	2	14	2	16
YS-11A-600	66	52	2	10	0	10
F/W MULTI TURBOPROP	—	52	—	29	4	33
TOTAL	—	—	—	**29**	**4**	**33**
NORD						
262-A	45	52	2	0	4	4
262 A-12	31	52	2	0	1	1
262B	31	52	2	0	1	1
262A-26	31	52	2	0	2	2
F/W MULTI TURBOPROP	—	52	—	0	8	8
TOTAL	—	—	—	**0**	**8**	**8**
NORTH AMERICAN						
F-86	1	44	1	0	1	1
F-86A	1	44	1	0	1	1
F-86F	1	44	1	0	4	4
F-86H	1	44	1	0	1	1
F-86L	1	44	1	0	1	1
F-100C	1	44	1	0	1	1
F-100D	1	44	1	0	1	1
F-100F	1	44	1	0	6	6
T-39A	6	54	2	0	9	9
OV-10A	2	52	2	0	14	14
T-39D	12	54	2	0	1	1
TC-39A	6	54	2	0	2	2
T39E	12	54	2	0	1	1
NA-265-40	6	54	2	0	67	67
NA-265-60	6	54	2	0	53	53
NA-265-70	12	54	2	0	4	4
NA-265-80	12	54	2	0	10	10
F/W S-ENG TURBOJET	—	44	—	0	16	16
F/W MULTI TURBOPROP	—	52	—	0	14	14
F/W MULTI TURBOJET	—	54	—	0	147	147
TOTAL	—	—	—	**0**	**177**	**177**
NORTHROP						
F5B	1	54	2	0	2	2
F-89J	2	54	2	0	1	1
T-38A	2	54	2	0	31	31
F/W MULTI TURBOJET	—	54	—	0	34	34

U.S. REGISTERED CIVIL AIRCRAFT
BY MANUFACTURER AND MODEL—NUMBER OF SEATS
TURBINE
AS OF DECEMBER 31, 1993

Manufacturer/Model/Series	Designation			Air Carrier	General Aviation	Total Aircraft
	Seats	Aircraft/ Engine Type	No. Engines			
TOTAL	—	—	—	**0**	**34**	**34**
PARTENAVIA C.A. S.P.A.						
AF68TP SERIES 300	9	52	2	0	2	2
AP 68 TP SERIES 600	9	52	2	0	1	1
F/W MULTI TURBOPROP	—	52	—	0	3	3
TOTAL	—	—	—	**0**	**3**	**3**
PIAGGIO						
P180	11	52	2	0	4	4
F/W MULTI TURBOPROP	—	52	—	0	4	4
TOTAL	—	—	—	**0**	**4**	**4**
PILATUS						
PC-6/A	8	42	1	0	1	1
PC-6/B-H2	8	42	1	0	1	1
PC-6/B1-H2	8	42	1	0	5	5
PC-6/C-H2	8	42	1	0	4	4
PC-7	2	42	1	0	3	3
F/W S-ENG TURBOPROP	—	42	—	0	14	14
TOTAL	—	—	—	**0**	**14**	**14**
PIPER						
PA-24-400	4	42	1	0	1	1
PA-31T	8	52	2	36	215	251
PA-31T1	8	52	2	25	140	165
PA-31T2	8	52	2	6	44	50
PA-31T3	8	52	2	5	4	9
PA-42	11	52	2	0	48	48
PA-42-720	11	52	2	0	13	13
PA-42-720R	11	52	2	0	5	5
PA-42-1000	11	52	2	0	19	19
F/W S-ENG TURBOPROP	—	42	—	0	1	1
F/W MULTI TURBOPROP	—	52	—	72	488	560
TOTAL	—	—	—	**72**	**489**	**561**
POTEZ						
842	26	52	4	0	1	1
F/W MULTI TURBOPROP	—	52	—	0	1	1
TOTAL	—	—	—	**0**	**1**	**1**
RAYTHEON CORPORATE JET						
BAE 125-800A	14	54	4	0	5	5
BAE 125-800	14	54	4	0	1	1
BAE 125-1000A	17	54	2	0	3	3
F/W MULTI TURBOJET	—	54	—	0	9	9
TOTAL	—	—	—	**0**	**9**	**9**
REIMS AVIATION						
FT337GP	6	52	2	0	3	3
F406/CARAVAN II	11	52	2	0	9	9
F/W MULTI TURBOPROP	—	52	—	0	12	12
TOTAL	—	—	—	**0**	**12**	**12**
REPUBLIC						
F-84	1	44	1	0	1	1
F-84F	1	44	1	0	4	4
F84G	1	44	1	0	2	2
F/W S-ENG TURBOJET	—	44	—	0	7	7

U.S. REGISTERED CIVIL AIRCRAFT
BY MANUFACTURER AND MODEL—NUMBER OF SEATS
TURBINE
AS OF DECEMBER 31, 1993

Manufacturer/Model/Series	Designation			Air Carrier	General Aviation	Total Aircraft
	Seats	Aircraft/ Engine Type	No. Engines			
TOTAL	—	—	—	**0**	**7**	**7**
ROCKWELL INTERNATIONAL						
NA-265-80	12	54	2	0	37	37
681B	11	52	2	0	3	3
690	11	52	2	0	4	4
690A	11	52	2	0	42	42
690B	11	52	2	0	104	104
690C	11	52	2	0	23	23
695A	11	52	2	0	2	2
65	12	54	2	0	2	2
NA-265-60	12	54	2	0	21	21
NA-265-65	12	54	2	0	58	58
695	11	52	2	0	31	31
NA-265	6	54	2	0	4	4
NA-265-40	9	54	2	0	1	1
F/W MULTI TURBOPROP	—	52	—	0	209	209
F/W MULTI TURBOJET	—	54	—	0	123	123
TOTAL	—	—	—	**0**	**332**	**332**
SAAB-FAIRCHILD						
340A	37	52	2	58	4	62
F/W MULTI TURBOPROP	—	52	—	58	4	62
TOTAL	—	—	—	**58**	**4**	**62**
SAAB-SCANIA						
SF340A	37	52	2	19	2	21
340B	37	52	2	131	0	131
F/W MULTI TURBOPROP	—	52	—	150	2	152
TOTAL	—	—	—	**150**	**2**	**152**
SCHWEIZER AIRCRAFT COR						
G-164B-20T	1	42	1	0	3	3
F/W S-ENG TURBOPROP	—	42	—	0	3	3
TOTAL	—	—	—	**0**	**3**	**3**
SHORT BROS						
SD3-60	39	52	2	46	0	46
SC7 SERIES 2	20	52	2	1	0	1
SC7 SERIES 3	20	52	2	6	10	16
SD3-30	30	52	2	0	30	30
F/W MULTI TURBOPROP	—	52	—	53	40	93
TOTAL	—	—	—	**53**	**40**	**93**
SHORT BROTHERS LIMITED						
SD3-30 200	30	52	2	0	9	9
F/W MULTI TURBOPROP	—	52	—	0	9	9
TOTAL	—	—	—	**0**	**9**	**9**
SIAI-MARCHETTI						
SF.260TP	3	42	1	0	1	1
F/W S-ENG TURBOPROP	—	42	—	0	1	1
TOTAL	—	—	—	**0**	**1**	**1**
SOCATA						
TB21TC	4	42	1	0	7	7
TBM 700	8	42	1	0	42	42
F/W S-ENG TURBOPROP	—	42	—	0	49	49
TOTAL	—	—	—	**0**	**49**	**49**

U.S. REGISTERED CIVIL AIRCRAFT
BY MANUFACTURER AND MODEL—NUMBER OF SEATS
TURBINE
AS OF DECEMBER 31, 1993

Manufacturer/Model/Series	Designation			Air Carrier	General Aviation	Total Aircraft
	Seats	Aircraft/ Engine Type	No. Engines			
STATE AIRCRAFT FACTORI						
MIG-17T	2	44	1	0	1	1
F/W S-ENG TURBOJET	—	44	—	0	1	1
TOTAL	—	—	—	**0**	**1**	**1**
SUD AVIATION						
SE 210 CARAVELLE VIR	93	54	2	0	2	2
F/W MULTI TURBOJET	—	54	—	0	2	2
TOTAL	—	—	—	**0**	**2**	**2**
SWEARINGEN						
SA-26AT	8	52	2	2	61	63
SA-226T	8	52	2	4	59	63
SA226TC	22	52	2	6	68	74
SA-226AT	12	52	2	1	11	12
SA226-T(B)	11	52	2	0	25	25
SA227-AC	12	52	2	24	15	39
SA227-AT	12	52	2	16	6	22
SA227-TT	12	52	2	4	12	16
SA26-T	8	52	2	0	14	14
F/W MULTI TURBOPROP	—	52	—	57	271	328
TOTAL	—	—	—	**57**	**271**	**328**
TEMCO						
TT-1	2	44	1	0	2	2
F/W S-ENG TURBOJET	—	44	—	0	2	2
TOTAL	—	—	—	**0**	**2**	**2**
THE KINGS ENGR FELLOWS						
44	8	52	2	0	1	1
F/W MULTI TURBOPROP	—	52	—	0	1	1
TOTAL	—	—	—	**0**	**1**	**1**
VICKERS						
VISCOUNT 700 SERIES	40	52	4	0	1	1
VISCOUNT 744	53	52	4	0	1	1
VISCOUNT 745	53	52	4	0	2	2
VISCOUNT 797	53	52	4	0	9	9
VISCOUNT 800 SERIES	70	52	4	0	1	1
VISCOUNT 814	61	52	4	0	1	1
VISCOUNT 757	53	52	4	0	1	1
F/W MULTI TURBOPROP	—	52	—	0	16	16
TOTAL	—	—	—	**0**	**16**	**16**
WEATHERLY						
620TP	1	42	1	0	1	1
F/W S-ENG TURBOPROP	—	42	—	0	1	1
TOTAL	—	—	—	**0**	**1**	**1**
F/W S-ENG TURBOPROP	—	42	—	0	806	806
F/W S-ENG TURBOJET	—	44	—	0	89	89
F/W MULTI TURBOPROP	—	52	—	1,946	5,163	7,109
F/W MULTI TURBOJET	—	54	—	5,074	4,915	9,989
TOTAL TURBINE A/C	—	—	—	**7,020**	**10,973**	**17,993**

U.S. REGISTERED CIVIL AIRCRAFT
BY MANUFACTURER AND MODEL—NUMBER OF SEATS
ROTORCRAFT
AS OF DECEMBER 31, 1993

Manufacturer/Model	Designation			Air Carrier	General Aviation	Total Aircraft
	Seats	Aircraft/ Engine Type	No. Engines			
AEROSPATIALE						
SA316B ALOUETTE III	7	63	1	0	32	32
SA315B ALOUETTE III	7	63	1	0	1	1
SE3160 ALOUETTE III	7	63	1	0	7	7
SA341G GAZELLE	5	63	1	0	23	23
SA315B LAMA	5	63	1	0	40	40
SA365N-1 DAUPHIN	14	63	2	0	18	18
SA365N	6	63	2	0	8	8
AS350B	6	63	1	0	97	97
AS350D	6	63	2	0	3	3
AS-355E TWIN STAR	7	63	2	0	8	8
AS 355 F ECUREUIL	7	63	2	6	11	17
AS355F TWINSTAR	7	63	2	0	8	8
AS332C SUPER PUMA	21	63	2	0	1	1
AS332L	25	63	2	0	2	2
AS 355F1	7	63	2	16	47	63
AS350B1 ECUREUIL	6	63	1	0	24	24
AS355F2 ECUREUIL	7	63	20	0	19	19
AS350 B2 ECUREUIL	6	63	1	0	22	22
AS 365 N2 DAUPHIN	14	63	2	0	11	11
ROTOR TURBOSHAFT	—	63	—	22	382	404
TOTAL	**—**	**—**	**—**	**22**	**382**	**404**
AGUSTA S.P.A.						
A109K2	2	63	2	0	4	4
AGUSTA A109	8	63	2	0	22	22
A109A	8	63	2	0	4	4
A109C	8	63	2	0	15	15
A109A II	8	63	2	0	31	31
206A	5	63	1	0	1	1
AGUSTA-BELL 206B	5	63	1	0	1	1
ROTOR TURBOSHAFT	—	63	—	0	78	78
TOTAL	**—**	**—**	**—**	**0**	**78**	**78**
AIR & SPACE AMERICA IN						
18A	2	61	1	0	26	26
ROTOR REC ENGINE	—	61	—	0	26	26
TOTAL	**—**	**—**	**—**	**0**	**26**	**26**
BELL						
47	2	61	1	0	1	1
47B	2	61	1	0	2	2
47B3	2	61	1	0	1	1
47D	2	61	1	0	6	6
47D1	3	61	1	0	96	96
47D1G	3	61	1	0	3	3
H-13	3	61	1	0	5	5
OH-13E	3	61	1	0	2	2
H-13E	3	61	1	0	6	6
TH-13T	3	61	1	0	73	73
TH-1F	6	63	1	0	3	3
TH-1L	6	63	1	0	10	10
47D5A	3	61	1	0	1	1
HTL-3	2	61	1	0	1	1

U.S. REGISTERED CIVIL AIRCRAFT
BY MANUFACTURER AND MODEL—NUMBER OF SEATS
ROTORCRAFT
AS OF DECEMBER 31, 1993

Manufacturer/Model	Designation			Air Carrier	General Aviation	Total Aircraft
	Seats	Aircraft/ Engine Type	No. Engines			
47G	3	61	1	0	103	103
H13G	3	61	1	0	10	10
OH-13S	4	63	1	0	7	7
47G-2	3	61	1	0	158	158
H-13H	3	61	1	0	5	5
47H-1	3	61	1	0	11	11
47G-2A	3	61	1	0	38	38
47G-2A-1	3	61	1	0	28	28
47G-3	3	61	1	0	11	11
47G3B2A	3	61	1	0	13	13
47G-3B	3	61	1	0	40	40
47G-3B-1	3	61	1	0	163	163
47G-3B-2	3	61	1	0	55	55
47G-4	3	61	1	0	29	29
47G-4A	3	61	1	0	59	59
47G-5	3	61	1	0	79	79
47G-5A	3	61	1	0	42	42
47J	4	61	1	0	23	23
47J-2	4	61	1	0	25	25
47J-2A	2	61	1	0	19	19
47K	2	61	1	0	3	3
UH-1L	6	63	1	0	18	18
204	6	63	1	0	4	4
204-B	6	63	1	0	27	27
UH-1H	15	63	1	0	90	90
VH-1B	6	63	1	0	1	1
UH-1L	6	63	1	0	2	2
UH-1E	6	61	1	0	4	4
UH-1M	6	63	1	0	2	2
UH-1B	6	63	1	0	134	134
UH-1F	6	63	1	0	7	7
205	14	63	1	0	2	2
205A-1	15	63	1	0	24	24
212	15	63	2	10	101	111
206	4	63	1	0	6	6
206 B II	5	63	1	0	1	1
206B-III	5	63	1	0	35	35
206A	4	63	1	0	50	50
206B	5	63	1	0	1,183	1,183
206L	5	63	1	0	47	47
0H-58A	4	63	1	0	1	1
OH-13G	3	61	1	0	4	4
214ST	18	63	2	0	11	11
206L-3	7	63	1	0	258	258
222U	10	63	2	0	25	25
412	15	63	2	15	72	87
47D1	3	61	1	0	2	2
47G	3	61	1	0	2	2
222A	10	63	2	0	2	2
222B	10	63	2	0	13	13
222UT	10	63	2	0	10	10

U.S. REGISTERED CIVIL AIRCRAFT
BY MANUFACTURER AND MODEL—NUMBER OF SEATS
ROTORCRAFT
AS OF DECEMBER 31, 1993

Manufacturer/Model	Designation			Air Carrier	General Aviation	Total Aircraft
	Seats	Aircraft/ Engine Type	No. Engines			
214B	16	63	1	0	4	4
214B-1	16	63	1	0	6	6
206L-1	7	63	1	0	335	335
301	11	63	2	0	1	1
222	10	63	2	0	31	31
47D1	3	61	1	0	2	2
47G-2	3	61	1	0	1	1
OH-13H	1	61	1	0	3	3
47G-2	3	61	1	0	1	1
47D1	3	61	1	0	1	1
47G	3	61	1	0	1	1
47G-SUPER C-4	3	61	1	0	8	8
UH-1B	6	63	1	0	1	1
47G-ELTOMCAT MKII	3	61	1	0	3	3
47G2	3	61	1	0	2	2
47-G	3	61	1	0	1	1
47G	3	61	1	0	1	1
47G-3B1	3	61	1	0	2	2
47G-3B-1	3	61	1	0	2	2
47G	3	61	1	0	4	4
47G-2	3	61	1	0	3	3
47D1	1	61	1	0	1	1
47G-2A	3	61	1	0	1	1
47G2	3	61	1	0	1	1
47G-5	3	61	1	0	1	1
47D1	3	61	1	0	1	1
47G2	3	61	1	0	1	1
BELL 47G	3	61	1	0	1	1
47G-3B	3	61	1	0	1	1
UH-1B	6	63	1	0	1	1
47G-2	3	61	1	0	1	1
47G-2	3	61	1	0	6	6
47D1	3	61	1	0	2	2
47G	3	61	1	0	2	2
204-HU-1A	5	63	1	0	1	1
47-G2EL TOMCAT	2	61	1	0	1	1
47G-2	3	61	1	0	4	4
47G2 MODIFIED	3	61	1	0	1	1
ROTOR REC ENGINE	—	61	—	0	1,183	1,183
ROTOR TURBOSHAFT	—	63	—	25	2,526	2,551
TOTAL	**—**	**—**	**—**	**25**	**3,709**	**3,734**
107-II	20	63	2	0	1	1
107-II	20	63	2	0	1	1
234LR	35	63	2	0	5	5
ROTOR TURBOSHAFT	—	63	—	0	7	7
TOTAL	**—**	**—**	**—**	**0**	**7**	**7**
BRANTLY						
B-2	2	61	1	0	46	46
B-2A	2	61	1	0	9	9
B-2B	2	61	1	0	68	68
305	5	61	1	0	12	12

U.S. REGISTERED CIVIL AIRCRAFT
BY MANUFACTURER AND MODEL—NUMBER OF SEATS
ROTORCRAFT
AS OF DECEMBER 31, 1993

Manufacturer/Model	Designation			Air Carrier	General Aviation	Total Aircraft
	Seats	Aircraft/ Engine Type	No. Engines			
ROTOR REC ENGINE	—	61	—	0	135	135
TOTAL	—	—	—	**0**	**135**	**135**
BRINDLE						
ROTOCRAFT	1	61	1	0	1	1
ROTOR REC ENGINE	—	61	—	0	1	1
TOTAL	—	—	—	**0**	**1**	**1**
CONTINENTAL COPTERS IN						
EL TOMCAT MK6C	3	61	1	0	1	1
JET-CAT JC-1A	1	63	1	0	1	1
TOMCAT MK5A	3	61	1	0	19	19
TOMCAT MK6B	3	61	1	0	2	2
TOMCAT MK6C	3	61	1	0	4	4
EL TOMCAT MK-5A	1	61	1	0	1	1
TOMCAT MK-5A (OH-13)	1	61	1	0	1	1
TOM CAT MARK 5A	3	61	1	0	1	1
EL TOMCAT MK-5A	1	61	1	0	1	1
ROTOR REC ENGINE	—	61	—	0	30	30
ROTOR TURBOSHAFT	—	63	—	0	1	1
TOTAL	—	—	—	**0**	**31**	**31**
ENSTROM						
F-28	3	61	1	0	1	1
F-28A	3	61	1	0	121	121
F-28C	3	61	1	0	95	95
F-28F	3	61	1	0	50	50
T-28	3	63	1	0	2	2
280	3	63	1	0	10	10
280FX	3	63	1	0	17	17
F280	3	63	1	0	5	5
280C	3	63	1	0	84	84
280F	3	61	1	0	4	4
ROTOR REC ENGINE	—	61	—	0	271	271
ROTOR TURBOSHAFT	—	63	—	0	118	118
TOTAL	—	—	—	**0**	**389**	**389**
EUROCOPTER						
AS 350 B2 ECUREUIL	6	63	1	0	14	14
DTCHLND GMBH BK117C1	6	63	1	0	1	1
ROTOR TURBOSHAFT	—	63	—	0	15	15
TOTAL	—	—	—	**0**	**15**	**15**
EUROCOPTER DEUTSCHLAND						
BO 105C CB-4	4	63	2	0	1	1
ROTOR TURBOSHAFT	—	63	—	0	1	1
TOTAL	—	—	—	**0**	**1**	**1**
EUROCOPTER/CANADA						
BO 105LS A-3	6	63	2	0	2	2
AS355N ECUREUIL	76	63	2	2	1	3
ROTOR TURBOSHAFT	—	63	—	2	3	5
TOTAL	—	—	—	**2**	**3**	**5**
FAIRCHILD HILLER						
FH-1100	4	63	1	0	54	54
ROTOR TURBOSHAFT	—	63	—	0	54	54
TOTAL	—	—	—	**0**	**54**	**54**

U.S. REGISTERED CIVIL AIRCRAFT
BY MANUFACTURER AND MODEL—NUMBER OF SEATS
ROTORCRAFT
AS OF DECEMBER 31, 1993

Manufacturer/Model	Designation			Air Carrier	General Aviation	Total Aircraft
	Seats	Aircraft/ Engine Type	No. Engines			
GARLICK HELICOPTERS IN						
209/AH1G	2	61	1	0	3	3
ROTOR REC ENGINE	—	61	—	0	3	3
TOTAL	—	—	—	**0**	**3**	**3**
GLADES HELICOPTER SVC						
TOM CAT MARK 5	1	61	1	0	1	1
SCORPION-II	2	61	1	0	1	1
BENSEN B-8M	1	61	1	0	1	1
ROTOR REC ENGINE	—	61	—	0	3	3
TOTAL	—	—	—	**0**	**3**	**3**
HILLER						
UH-12	4	61	1	0	2	2
UH-12A	4	61	1	0	30	30
OH-23B	4	61	1	0	18	18
UH-12B	4	61	1	0	49	49
OH-23F	4	61	1	0	2	2
H-23B	4	61	1	0	1	1
UH-12C	4	61	1	0	35	35
UH-12D	4	61	1	0	73	73
OH-23C	4	61	1	0	13	13
H-23D	4	61	1	0	44	44
OH-23G	4	61	1	0	16	16
UH-12E	4	61	1	0	231	231
OH-23D	4	61	1	0	14	14
UH-12E-L	4	61	1	0	1	1
UH-12E	4	63	1	0	22	22
UH-12L	4	61	1	0	2	2
UH-12E4	4	63	1	0	8	8
UH-12L4	4	61	1	0	8	8
UH-12J3	4	63	1	0	1	1
UH-12ET	4	61	1	0	1	1
H23C	4	61	1	0	1	1
HJ-1	2	66	2	0	1	1
UH-12C	4	61	1	0	3	3
FH-1100	4	61	1	0	2	2
FH-1100	4	63	1	0	1	1
UH-12B	3	61	1	0	1	1
HJ-1 HORNET	2	66	1	0	1	1
UH-12C	4	61	1	0	1	1
UH-12E	3	61	1	0	1	1
UH-12B	3	61	1	0	1	1
UH-12B	3	61	1	0	1	1
12C	3	61	1	0	1	1
UH-12B	3	61	1	0	1	1
UH-12D	3	61	1	0	1	1
UH-12C	4	61	1	0	1	1
UH-12D	3	61	1	0	2	2
OH23G	4	61	1	0	1	1
UH12E	3	61	1	0	2	2
UH-12C	4	61	1	0	1	1
UH-12B	3	61	1	0	3	3

U.S. REGISTERED CIVIL AIRCRAFT
BY MANUFACTURER AND MODEL—NUMBER OF SEATS
ROTORCRAFT
AS OF DECEMBER 31, 1993

Manufacturer/Model	Designation			Air Carrier	General Aviation	Total Aircraft
	Seats	Aircraft/ Engine Type	No. Engines			
UH-12C	3	61	1	0	1	1
UH-12	4	61	1	0	1	1
YROE-1	1	61	1	0	1	1
ROTOR REC ENGINE	—	61	—	0	567	567
ROTOR TURBOSHAFT	—	63	—	0	32	32
ROTOR RAMJET	—	66	—	0	2	2
TOTAL	—	—	—	**0**	**601**	**601**
HUGHES						
269A	2	61	1	0	201	201
269A-1	2	61	1	0	14	14
269B	3	61	1	0	108	108
369A	4	61	1	0	12	12
269C	3	61	1	0	241	241
369	4	63	1	0	1	1
369C	4	63	1	0	1	1
369D	4	63	1	0	290	290
369F	4	63	1	0	4	4
369H	4	63	1	0	2	2
369HE	4	63	1	0	6	6
369HM	4	63	1	0	2	2
369HS	4	63	1	0	195	195
369S	4	63	1	0	1	1
300C	3	63	1	0	2	2
500C	6	63	1	0	6	6
500D	7	63	1	0	6	6
OH-6	4	63	1	0	10	10
OH-6A	4	63	1	0	30	30
TH-55	2	61	1	0	64	64
TH-55A	2	61	1	0	2	2
369E	4	63	1	0	48	48
369FF	4	63	1	0	3	3
269A	2	61	1	0	2	2
500	5	63	1	0	1	1
ROTOR REC ENGINE	—	61	—	0	644	644
ROTOR TURBOSHAFT	—	63	—	0	608	608
TOTAL	—	—	—	**0**	**1,252**	**1,252**
KAMAN						
H-43A	2	61	1	0	2	2
HH-43B	12	63	1	0	4	4
HH-43 B/F	12	63	1	0	2	2
HH-43F	2	61	1	0	7	7
K-600	2	61	1	0	3	3
OH-43D	2	61	1	0	1	1
HUK-1	5	61	1	0	1	1
ROTOR REC ENGINE	—	61	—	0	14	14
ROTOR TURBOSHAFT	—	63	—	0	6	6
TOTAL	—	—	—	**0**	**20**	**20**
KAWASAKIVERTOL						
KV107-11	39	63	2	0	4	4
ROTOR TURBOSHAFT	—	63	—	0	4	4
TOTAL	—	—	—	**0**	**4**	**4**

U.S. REGISTERED CIVIL AIRCRAFT
BY MANUFACTURER AND MODEL—NUMBER OF SEATS
ROTORCRAFT
AS OF DECEMBER 31, 1993

Manufacturer/Model	Designation			Air Carrier	General Aviation	Total Aircraft
	Seats	Aircraft/ Engine Type	No. Engines			
KELLETT						
G-1B	2	61	1	0	1	1
K-3	2	61	1	0	1	1
ROTOR REC ENGINE	—	61	—	0	2	2
TOTAL	—	—	—	**0**	**2**	**2**
MBB						
BK 117 A-3	8	63	2	0	38	38
ROTOR TURBOSHAFT	—	63	—	0	38	38
TOTAL	—	—	—	**0**	**38**	**38**
MCCULLOCH AIRCRAFT COR						
J-2	2	61	1	0	35	35
ROTOR REC ENGINE	—	61	—	0	35	35
TOTAL	—	—	—	**0**	**35**	**35**
MCDONNELL DOUGLAS HELI						
369FF	4	63	1	0	3	3
500-E	4	63	1	0	3	3
369E	4	63	1	0	108	108
500N	4	63	1	0	21	21
520N	5	61	1	0	1	1
369F/530F	4	62	1	0	1	1
ROTOR REC ENGINE	—	61	—	0	1	1
ROTOR TURBOPROP	—	62	—	0	1	1
ROTOR TURBOSHAFT	—	63	—	0	135	135
TOTAL	—	—	—	**0**	**137**	**137**
MCKINNEY CHARLES/JUNE						
ROTORWAY EXEC	2	61	1	0	1	1
ROTOR REC ENGINE	—	61	—	0	1	1
TOTAL	—	—	—	**0**	**1**	**1**
MESSERSCHMITT						
BO105CBS	6	63	2	3	18	21
BK 117	11	63	2	0	16	16
BK 117 B-1	11	63	2	0	45	45
BO 105CB	5	63	2	0	6	6
BO-105S	5	63	2	27	72	99
BO-105C	6	63	2	0	41	41
BK 117 A-4	8	63	2	0	19	19
BO 105LS A-3	6	63	2	0	11	11
ROTOR TURBOSHAFT	—	63	—	30	228	258
TOTAL	—	—	—	**30**	**228**	**258**
METKE						
8-BM	1	61	1	0	1	1
ROTOR REC ENGINE	—	61	—	0	1	1
TOTAL	—	—	—	**0**	**1**	**1**
PIASECKI						
HUP-2	2	61	1	0	3	3
ROTOR REC ENGINE	—	61	—	0	3	3
TOTAL	—	—	—	**0**	**3**	**3**
PITCAIRN						
PCA2	2	61	1	0	1	1
ROTOR REC ENGINE	—	61	—	0	1	1
TOTAL	—	—	—	**0**	**1**	**1**

U.S. REGISTERED CIVIL AIRCRAFT
BY MANUFACTURER AND MODEL—NUMBER OF SEATS
ROTORCRAFT
AS OF DECEMBER 31, 1993

Manufacturer/Model	Designation			Air Carrier	General Aviation	Total Aircraft
	Seats	Aircraft/ Engine Type	No. Engines			
QUINN AVIATION INC.						
E L TOM CAT MK-5A	1	61	1	0	1	1
ROBINSON SCORPION	1	61	1	0	1	1
ROTOR REC ENGINE	—	61	—	0	2	2
TOTAL	—	—	—	**0**	**2**	**2**
ROBINSON HELICOPTER						
R22 ALPHA	2	61	1	0	42	42
R22 BETA	2	61	1	0	479	479
R44	4	61	1	0	5	5
R22	2	61	1	0	147	147
R22 MARINER	2	61	1	0	38	38
ROTOR REC ENGINE	—	61	—	0	711	711
TOTAL	—	—	—	**0**	**711**	**711**
S N I A S						
AS-350C ASTAR	6	63	1	0	1	1
SE 3130 ALOUETTE II	5	63	1	0	1	1
SA 3180 ALOUETTE-AST	5	63	1	0	1	1
SA 318C ALOUETTE AST	5	63	1	0	13	13
AS-350B ECUREUIL	6	63	1	0	46	46
AS350D ASTAR	6	63	1	0	84	84
ROTOR TURBOSHAFT	—	63	—	0	146	146
TOTAL	—	—	—	**0**	**146**	**146**
SCHWEIZER						
HUGHES 269C	3	61	1	0	8	8
269D	3	63	1	0	1	1
269C	3	61	1	0	103	103
TH55A/269A	3	61	1	0	8	8
ROTOR REC ENGINE	—	61	—	0	119	119
ROTOR TURBOSHAFT	—	63	—	0	1	1
TOTAL	—	—	—	**0**	**120**	**120**
SIKORSKY						
R-4B	3	61	1	0	4	4
S-51	4	61	1	0	5	5
R-5	4	61	1	0	1	1
S-52-3	4	61	1	0	7	7
HO5-S1	4	61	1	0	6	6
CH-53A	41	63	2	0	6	6
S-55	12	61	1	0	9	9
S55B	12	63	1	0	7	7
S-55B	12	61	1	0	16	16
S-55C	12	61	1	0	2	2
H-19A	12	61	1	0	5	5
UH-19C	12	61	1	0	3	3
UH-19B	12	61	1	0	1	1
UH-19D	12	61	1	0	34	34
UH-19F	12	61	1	0	2	2
H-19D	12	61	1	0	3	3
HRS-1	12	61	1	0	3	3
CH-19	12	61	1	0	2	2
CH-19D	12	61	1	0	1	1
CH-19E	12	61	1	0	9	9

U.S. REGISTERED CIVIL AIRCRAFT
BY MANUFACTURER AND MODEL—NUMBER OF SEATS
ROTORCRAFT
AS OF DECEMBER 31, 1993

Manufacturer/Model	Designation			Air Carrier	General Aviation	Total Aircraft
	Seats	Aircraft/ Engine Type	No. Engines			
CH37C	15	61	1	0	13	13
H-19G	12	61	1	0	7	7
S-58T	18	62	2	2	6	8
S-58	14	61	1	0	41	41
S-58ET	14	63	1	0	16	16
S-58B	14	61	1	0	4	4
S-58FT	14	63	1	0	1	1
S-58C	14	61	1	0	2	2
S-58JT	14	63	1	0	4	4
S-58D	14	61	1	0	4	4
S-58E	14	63	1	0	3	3
H-34	14	61	1	0	14	14
S58E	14	61	1	0	8	8
H-34J	14	61	1	0	8	8
S-58J	14	61	1	0	4	4
CH34C	15	61	1	0	3	3
UH-34G	14	61	1	0	1	1
UH-34D	14	61	1	0	31	31
UH-34E	14	61	1	0	2	2
UH-34J	14	61	1	0	2	2
HSS-IN	14	61	1	0	3	3
HSS-2	14	61	1	0	1	1
S-58H	14	61	1	0	2	2
S-58BT	14	63	1	0	3	3
S-58HT	14	63	1	0	1	1
S-58DT	14	63	1	0	6	6
S-61A	28	63	2	0	4	4
S-61	26	63	2	0	1	1
S-61L	28	63	2	0	4	4
S-61N	28	63	2	0	11	11
S-61R	28	63	2	0	2	2
S-61R-10	28	63	2	0	1	1
S62A	20	63	1	0	4	4
H-37	25	61	1	0	1	1
S64	20	63	1	0	7	7
CH-54B	20	63	1	0	7	7
S-64E	3	63	2	0	8	8
CH37B	15	61	1	0	31	31
S-76A	14	63	2	0	74	74
S-76B	14	63	2	0	40	40
S-76	14	63	2	0	30	30
S-72 RSRA	3	63	2	0	1	1
S-58T	16	63	1	0	7	7
S-64E	4	63	2	0	1	1
S-55	2	61	1	0	1	1
ROTOR REC ENGINE	—	61	—	0	296	296
ROTOR TURBOPROP	—	62	—	2	6	8
ROTOR TURBOSHAFT	—	63	—	0	249	249
TOTAL	**—**	**—**	**—**	**2**	**551**	**553**
SMITH-DANNY						
BENSEN B-8M	1	61	1	0	1	1

U.S. REGISTERED CIVIL AIRCRAFT
BY MANUFACTURER AND MODEL—NUMBER OF SEATS
ROTORCRAFT
AS OF DECEMBER 31, 1993

Manufacturer/Model	Designation			Air Carrier	General Aviation	Total Aircraft
	Seats	Aircraft/ Engine Type	No. Engines			
ROTOR REC ENGINE	—	61	—	0	1	1
TOTAL	—	—	—	**0**	**1**	**1**
SOUTHWEST FL AVN INC						
UH-1H	15	63	1	0	1	1
ROTOR TURBOSHAFT	—	63	—	0	1	1
TOTAL	—	—	—	**0**	**1**	**1**
SUD AVIATION						
SA316B ALOUETTE III	5	63	1	0	8	8
SA 318C ALOUETTE AST	5	63	1	0	5	5
ROTOR TURBOSHAFT	—	63	—	0	13	13
TOTAL	—	—	—	**0**	**13**	**13**
TEXAS HELICOPTER CORP						
OH-13E/M74	1	61	1	0	12	12
OH-13H/M74A	1	61	1	0	16	16
M74L	1	61	1	0	2	2
ROTOR REC ENGINE	—	61	—	0	30	30
TOTAL	—	—	—	**0**	**30**	**30**
TIMBER CHOPPERS						
KAMAN HH-43B/F	2	63	1	0	2	2
ROTOR TURBOSHAFT	—	63	—	0	2	2
TOTAL	—	—	—	**0**	**2**	**2**
VERTOL						
42A	21	61	1	0	1	1
H21B	21	61	1	0	4	4
107	20	63	2	0	4	4
107-II	20	63	2	0	4	4
ROTOR REC ENGINE	—	61	—	0	5	5
ROTOR TURBOSHAFT	—	63	—	0	8	8
TOTAL	—	—	—	**0**	**13**	**13**
WESTLAND BELL						
47G3 B1 SOLOY	3	63	1	0	1	1
WS-55-3	12	63	1	0	1	1
WG30	24	63	2	0	9	9
HAR 10	12	61	1	0	1	1
ROTOR REC ENGINE	—	61	—	0	1	1
ROTOR TURBOSHAFT	—	63	—	0	11	11
TOTAL	—	—	—	**0**	**12**	**12**
ROTOR REC ENGINE	—	61	—	0	4,086	4,086
ROTOR TURBOPROP	—	62	—	2	7	9
ROTOR TURBOSHAFT	—	63	—	79	4,667	4,746
ROTOR RAMJET	—	66	—	0	2	2
TOTAL ROTOR A/C	—	—	—	**81**	**8,762**	**8,843**

U.S. REGISTERED CIVIL AIRCRAFT
BY MANUFACTURER AND MODEL—NUMBER OF SEATS
GLIDER
AS OF DECEMBER 31, 1993

Manufacturer/Model	Designation			Air Carrier	General Aviation	Total Aircraft
	Seats	Aircraft/ Engine Type	No. Engines			
AB FLYGINDUSTRI						
JS WEIHE	1	10	0	0	1	1
GLIDER NO ENGINE	—	10	—	0	1	1
TOTAL	—	—	—	**0**	**1**	**1**
AER-PEGASO						
M-100S	1	10	0	0	1	1
GLIDER NO ENGINE	—	10	—	0	1	1
TOTAL	—	—	—	**0**	**1**	**1**
AVIONAUTICA RIO						
M-100S	1	10	0	0	3	3
GLIDER NO ENGINE	—	10	—	0	3	3
TOTAL	—	—	—	**0**	**3**	**3**
BAKER MCMILLEN						
CADET II	1	10	0	0	1	1
GLIDER NO ENGINE	—	10	—	0	1	1
TOTAL	—	—	—	**0**	**1**	**1**
BALLOON WORKS						
FIRE FLY 10	4	10	0	0	6	6
GLIDER NO ENGINE	—	10	—	0	6	6
TOTAL	—	—	—	**0**	**6**	**6**
BOLKOW						
PHOEBUS	1	10	0	0	2	2
PHOEBUS A-1	1	10	0	0	7	7
PHOEBUS B-1	1	10	0	0	2	2
PHOEBUS C	1	10	0	0	7	7
PHOEBUS C-1	1	10	0	0	2	2
GLIDER NO ENGINE	—	10	—	0	20	20
TOTAL	—	—	—	**0**	**20**	**20**
BOWLUS						
BA-100	1	10	0	0	1	1
GLIDER NO ENGINE	—	10	—	0	1	1
TOTAL	—	—	—	**0**	**1**	**1**
BRDITSCHKA						
HB23/2400	2	11	1	0	1	1
GLIDER REC. ENGINE	—	11	—	0	1	1
TOTAL	—	—	—	**0**	**1**	**1**
BRIEGLEB						
BG-6	1	10	0	0	1	1
BG-6	1	10	0	0	1	1
BG-6	1	10	0	0	1	1
GLIDER NO ENGINE	—	10	—	0	3	3
TOTAL	—	—	—	**0**	**3**	**3**
BURKHART GROB						
G 103 TWIN II	2	10	0	0	25	25
G-109B	2	11	1	0	29	29
G-103A TWIN II ACRO	2	10	0	0	25	25
G103C TWIN III ACRO	2	10	0	0	7	7
G102 ASTIR CS	1	10	0	0	42	42
G102 CLUB ASTIR IIIB	1	10	0	0	17	17
G102 STANDARD III	1	10	0	0	5	5
G102 STD ASTIR III	1	10	0	0	1	1

U.S. REGISTERED CIVIL AIRCRAFT
BY MANUFACTURER AND MODEL—NUMBER OF SEATS
GLIDER
AS OF DECEMBER 31, 1993

Manufacturer/Model	Designation			Air Carrier	General Aviation	Total Aircraft
	Seats	Aircraft/ Engine Type	No. Engines			
G103 TWIN ASTIR	2	10	0	0	57	57
G109	2	11	1	0	27	27
SPEED ASTIR II	1	10	0	0	3	3
GLIDER NO ENGINE	—	10	—	0	182	182
GLIDER REC. ENGINE	—	11	—	0	56	56
TOTAL	—	—	—	**0**	**238**	**238**
CAPRONI VIZZOLA						
CALIF A-21	2	10	0	0	6	6
CALIF A-21SJ	2	14	1	0	1	1
GLIDER NO ENGINE	—	10	—	0	6	6
TOTAL	—	—	—	**0**	**6**	**6**
CARMAM S A						
M-200	2	10	0	0	2	2
GLIDER NO ENGINE	—	10	—	0	2	2
TOTAL	—	—	—	**0**	**2**	**2**
CENTRAIR						
101	1	10	0	0	2	2
101A	1	10	0	0	28	28
101B	1	10	0	0	1	1
101AP	1	10	0	0	5	5
101RC	1	10	0	0	2	2
GLIDER NO ENGINE	—	10	—	0	38	38
TOTAL	—	—	—	**0**	**38**	**38**
101	1	10	0	0	10	10
GLIDER NO ENGINE	—	10	—	0	10	10
TOTAL	—	—	—	**0**	**10**	**10**
DOKTOR FIBERGLAS						
H101 SALTO	1	10	0	0	3	3
GLIDER NO ENGINE	—	10	—	0	3	3
TOTAL	—	—	—	**0**	**3**	**3**
EIRIAVION OY						
PIK 20	1	10	0	0	1	1
PIK 20B	1	10	0	0	17	17
PIK 20D	1	10	0	0	26	26
PIK 20E	1	11	1	0	3	3
GLIDER NO ENGINE	—	10	—	0	44	44
GLIDER REC. ENGINE	—	11	—	0	3	3
TOTAL	—	—	—	**0**	**47**	**47**
ELAN/GLASER DIRKS						
DG-300 ELAN	1	10	0	0	4	4
GLIDER NO ENGINE	—	10	—	0	4	4
TOTAL	—	—	—	**0**	**4**	**4**
ENTWICKLUNGSGEMEINSCHA						
PHOEBUS B1	1	10	0	0	3	3
PHOEBUS C	1	10	0	0	2	2
GLIDER NO ENGINE	—	10	—	0	5	5
TOTAL	—	—	—	**0**	**5**	**5**
FLUG & FAHRZEUGWERKE						
DIAMANT 16.5	1	10	0	0	1	1
FFA HBV-DIAMANT 16.5	1	10	0	0	11	11
HBV DIAMANT	1	10	0	0	3	3

U.S. REGISTERED CIVIL AIRCRAFT
BY MANUFACTURER AND MODEL—NUMBER OF SEATS
GLIDER
AS OF DECEMBER 31, 1993

Manufacturer/Model	Designation			Air Carrier	General Aviation	Total Aircraft
	Seats	Aircraft/ Engine Type	No. Engines			
GLIDER NO ENGINE	—	10	—	0	15	15
TOTAL	—	—	—	**0**	**15**	**15**
FRANKFORT						
GLIDER B	2	10	0	0	1	1
XTG-1	2	10	0	0	1	1
TG-1A	2	10	0	0	2	2
GLIDER NO ENGINE	—	10	—	0	4	4
TOTAL	—	—	—	**0**	**4**	**4**
FRANKLIN GLIDER						
PS-2	1	10	0	0	2	2
GLIDER NO ENGINE	—	10	—	0	2	2
TOTAL	—	—	—	**0**	**2**	**2**
GLASER-DIRKS						
DG-400	1	10	0	0	5	5
DG-400M/17	1	11	1	0	2	2
DG-500M	2	11	1	0	1	1
DG 600	1	10	0	0	4	4
DG-600M	1	10	0	0	1	1
DG-200	1	10	0	0	1	1
DG-202	1	10	0	0	1	1
DG-100G	1	10	0	0	4	4
DG-100	1	10	0	0	3	3
H 301 LIBELLE	1	10	0	0	18	18
H 301 B LIBELLE	1	10	0	0	4	4
STANDARD LIBELLE	1	10	0	0	58	58
KESTREL	1	10	0	0	10	10
ST LIBELLE 201B	1	10	0	0	33	33
CLUB LIBELLE 205	1	10	0	0	3	3
604	1	10	0	0	1	1
MOSQUITO	1	10	0	0	17	17
II-B-2	1	10	0	0	1	1
GLIDER NO ENGINE	—	10	—	0	164	164
GLIDER REC. ENGINE	—	11	—	0	3	3
TOTAL	—	—	—	**0**	**167**	**167**
HAGER/HAGER						
RS 15 GLIDER	1	10	0	0	1	1
GLIDER NO ENGINE	—	10	—	0	1	1
TOTAL	—	—	—	**0**	**1**	**1**
I.C.A.-BRASOV (ROMANIA						
IS-28B2	2	10	0	0	38	38
IS-29D2	1	10	0	0	7	7
GLIDER NO ENGINE	—	10	—	0	45	45
TOTAL	—	—	—	**0**	**45**	**45**
LAISTER SAILPLANE INC.						
LP-15	1	10	0	0	1	1
LP-46	1	10	0	0	1	1
LP-49	1	10	0	0	13	13
GLIDER NO ENGINE	—	10	—	0	15	15
TOTAL	—	—	—	**0**	**15**	**15**
LAISTER-KAUFFMAN						
LK-10A	2	10	0	0	35	35

U.S. REGISTERED CIVIL AIRCRAFT
BY MANUFACTURER AND MODEL—NUMBER OF SEATS
GLIDER
AS OF DECEMBER 31, 1993

Manufacturer/Model	Designation			Air Carrier	General Aviation	Total Aircraft
	Seats	Aircraft/ Engine Type	No. Engines			
GLIDER NO ENGINE	—	10	—	0	35	35
TOTAL	—	—	—	**0**	**35**	**35**
LET						
BLANIK L-13	2	10	0	0	157	157
L-23 SUPER BLANIK	2	10	0	0	26	26
L 33 SOLO	2	10	0	0	1	1
GLIDER NO ENGINE	—	10	—	0	184	184
TOTAL	—	—	—	**0**	**184**	**184**
MAXWELL GLEN C						
WOODSTOCK	1	10	0	0	1	1
GLIDER NO ENGINE	—	10	—	0	1	1
TOTAL	—	—	—	**0**	**1**	**1**
MILLER,EDWARD B.						
UT-1GLIDER	1	10	0	0	1	1
GLIDER NO ENGINE	—	10	—	0	1	1
TOTAL	—	—	—	**0**	**1**	**1**
MOLINO OY						
PIK-20	1	10	0	0	27	27
PIK-20B	1	10	0	0	6	6
GLIDER NO ENGINE	—	10	—	0	33	33
TOTAL	—	—	—	**0**	**33**	**33**
N. V. VLIEGTUIGBOUW						
SAGITTA 013	1	10	0	0	1	1
GLIDER NO ENGINE	—	10	—	0	1	1
TOTAL	—	—	—	**0**	**1**	**1**
NELSON						
BB-1	2	11	1	0	1	1
GLIDER REC. ENGINE	—	11	—	0	1	1
TOTAL	—	—	—	**0**	**1**	**1**
OBERLERCHNER						
MG23SL	1	10	0	0	2	2
GLIDER NO ENGINE	—	10	—	0	2	2
TOTAL	—	—	—	**0**	**2**	**2**
OLYMPIA						
EON MARK II	1	10	0	0	2	2
GLIDER NO ENGINE	—	10	—	0	2	2
TOTAL	—	—	—	**0**	**2**	**2**
PDPS-PZL-BIELSKO						
SZD-55-1	1	10	0	0	2	2
SZD-45A OGAR	2	11	1	0	1	1
GLIDER NO ENGINE	—	10	—	0	2	2
GLIDER REC. ENGINE	—	11	—	0	1	1
TOTAL	—	—	—	**0**	**3**	**3**
PETERSON						
J4	1	10	0	0	1	1
GLIDER NO ENGINE	—	10	—	0	1	1
TOTAL	—	—	—	**0**	**1**	**1**
PETERSON SAILPLANE-POL						
J-4	1	10	0	0	2	2
GLIDER NO ENGINE	—	10	—	0	2	2
TOTAL	—	—	—	**0**	**2**	**2**

U.S. REGISTERED CIVIL AIRCRAFT
BY MANUFACTURER AND MODEL—NUMBER OF SEATS
GLIDER
AS OF DECEMBER 31, 1993

Manufacturer/Model	Designation			Air Carrier	General Aviation	Total Aircraft
	Seats	Aircraft/ Engine Type	No. Engines			
PILATUS						
B4-PC11AF	1	10	0	0	10	10
B4-PC11	3	10	0	0	18	18
B-4	2	10	0	0	12	12
PC-6/B2-H4	8	12	1	0	1	1
GLIDER NO ENGINE	—	10	—	0	40	40
TOTAL	—	—	—	**0**	**40**	**40**
PIPER						
TG-8	3	10	0	0	2	2
GLIDER NO ENGINE	—	10	—	0	2	2
TOTAL	—	—	—	**0**	**2**	**2**
PRATT READ						
PR-G1	2	10	0	0	12	12
LNE-1	2	10	0	0	2	2
GLIDER NO ENGINE	—	10	—	0	14	14
TOTAL	—	—	—	**0**	**14**	**14**
PRUE,IRVING O.						
PRUE SUPER STANDARD	1	10	0	0	1	1
GLIDER NO ENGINE	—	10	—	0	1	1
TOTAL	—	—	—	**0**	**1**	**1**
ROLLADEN SCHNEIDER OHG						
LS-3-17	1	10	0	0	1	1
LS-4	1	10	0	0	16	16
LS 4A	1	10	0	0	11	11
LS-3	1	10	0	0	12	12
LS1-F	1	10	0	0	11	11
LS3-A	1	10	0	0	15	15
GLIDER NO ENGINE	—	10	—	0	66	66
TOTAL	—	—	—	**0**	**66**	**66**
S.Z.D.						
SZD-48 JANTAR STD 2	2	10	0	0	2	2
GLIDER NO ENGINE	—	10	—	0	2	2
TOTAL	—	—	—	**0**	**2**	**2**
SCHEIBE						
BERGFALKE II	2	10	0	0	1	1
BERGFALKE II-55	2	10	0	0	4	4
SF-26 STANDARD	1	10	0	0	1	1
SF-34	2	10	0	0	2	2
SPATZ-55	1	10	0	0	1	1
L SPATZ-55	1	10	0	0	7	7
L SPATZ III	2	10	0	0	1	1
ZUGVOGEL IIIB	1	10	0	0	2	2
NIMBUS II	1	10	0	0	2	2
VENTUS CM	1	11	0	0	1	1
CIRRUS	1	10	0	0	19	19
STANDARD CIRRUS	1	10	0	0	64	64
MINI-NIMBUS HS7	1	10	0	0	1	1
K8B	1	10	0	0	1	1
KA8B	1	10	0	0	1	1
DISCUS B	1	10	0	0	20	20
DISCUS A	1	10	0	0	3	3

U.S. REGISTERED CIVIL AIRCRAFT
BY MANUFACTURER AND MODEL—NUMBER OF SEATS
GLIDER
AS OF DECEMBER 31, 1993

Manufacturer/Model	Designation			Air Carrier	General Aviation	Total Aircraft
	Seats	Aircraft/ Engine Type	No. Engines			
SHK1	1	10	0	0	6	6
K. G NIMBUS II	2	10	0	0	11	11
STANDARD AUSTRIA S	1	10	0	0	6	6
STANDARD AUSTRIA SH	1	10	0	0	2	2
STANDARD AUSTRIA SH1	1	10	0	0	10	10
NIMBUS 3T	1	10	0	0	1	1
NIMBUS-3DM	2	11	0	0	1	1
JANUS CT	2	10	0	0	1	1
VENTUS-B	1	10	0	0	3	3
VENTUS BT	1	10	0	0	3	3
VENTUS B/16.6	1	10	0	0	6	6
VENTUS C	1	10	0	0	2	2
VENTUS A	1	10	0	0	1	1
JANUS	2	10	0	0	3	3
AS-K13	2	10	0	0	14	14
ASK-21	2	10	0	0	31	31
ASK-23	2	10	0	0	1	1
AS-W12	1	10	0	0	1	1
ASW-15	1	10	0	0	19	19
ASW-15B	1	10	0	0	4	4
ASW-20C	1	10	0	0	10	10
ASW-20L	1	10	0	0	1	1
ASW-19B	1	10	0	0	19	19
ASW-20	1	10	0	0	4	4
ASW-17	1	10	0	0	5	5
ASW-19	1	10	0	0	26	26
ASW22	1	10	0	0	2	2
ASW-20BL	1	10	0	0	3	3
ASW-24	2	10	0	0	3	3
ASW20B	1	10	0	0	5	5
KA 6	1	10	0	0	2	2
KA 6 B	1	10	0	0	2	2
KA 6 BR	1	10	0	0	3	3
K 6 CR	1	10	0	0	7	7
KA 6 CR	1	10	0	0	29	29
K 6 CR-PE	1	10	0	0	1	1
KA 6 CR-PE	1	10	0	0	2	2
KA 6 E	1	10	0	0	19	19
K 7	2	10	0	0	18	18
KA 7	2	10	0	0	2	2
K 8	1	10	0	0	1	1
K 8 B	1	10	0	0	19	19
KA 8 B	1	10	0	0	2	2
RHONLERCHE II	2	10	0	0	2	2
ASW-20CL	1	10	0	0	1	1
GLIDER NO ENGINE	—	10	—	0	443	443
GLIDER REC. ENGINE	—	11	—	0	2	2
TOTAL	—	—	—	**0**	**445**	**445**
SCHWEIZER						
SGS 1-23	1	10	0	0	9	9
SGS 1-23D	1	10	0	0	6	6

U.S. REGISTERED CIVIL AIRCRAFT
BY MANUFACTURER AND MODEL—NUMBER OF SEATS
GLIDER
AS OF DECEMBER 31, 1993

Manufacturer/Model	Designation			Air Carrier	General Aviation	Total Aircraft
	Seats	Aircraft/ Engine Type	No. Engines			
SGS 1-23F	1	10	0	0	1	1
SGS 1-23C	1	10	0	0	1	1
SGS 1-23G	1	10	0	0	6	6
SGS 1-23H	1	10	0	0	7	7
SGS 1-23H-15	1	10	0	0	10	10
SGS 1-26	1	10	0	0	21	21
SGS 1-26A	1	10	0	0	70	70
SGS 1-26B	1	10	0	0	117	117
SGS 1-26C	1	10	0	0	69	69
SGS 1-26D	1	10	0	0	60	60
SGS 1-26E	1	10	0	0	155	155
SGS 1-34	1	10	0	0	60	60
SGS 1-34R	1	10	0	0	6	6
SGS-1-35	1	10	0	0	42	42
SGS 1-35A	1	10	0	0	2	2
SGS-1-35C	1	10	0	0	32	32
SGS 1-36	1	10	0	0	35	35
SGS 2-8	2	10	0	0	17	17
SGS 2-32	3	10	0	0	60	60
SGS 2-33AK	3	10	0	0	2	2
SGU-1-19	1	10	0	0	19	19
SGU 2-22	2	10	0	0	18	18
SGU 2-22A	2	10	0	0	1	1
SGU 2-22C	2	10	0	0	28	28
SGU 2-22CK	2	10	0	0	12	12
SGU 2-22E	2	10	0	0	48	48
SGU 2-22EK	2	10	0	0	4	4
TG3A	2	10	0	0	15	15
SGS 2-33	2	10	0	0	61	61
SGS 2-33A	2	10	0	0	314	314
SGS 1-26C	1	10	0	0	1	1
TG3A	2	10	0	0	1	1
GLIDER NO ENGINE	—	10	—	0	1,310	1,310
TOTAL	—	—	—	**0**	**1,310**	**1,310**
SHEMPP-HIRTH						
DISCUS	1	10	0	0	1	1
GLIDER NO ENGINE	—	10	—	0	1	1
TOTAL	—	—	—	**0**	**1**	**1**
SIREN						
EDELWEISS C.30.S.	1	10	0	0	1	1
GLIDER NO ENGINE	—	10	—	0	1	1
TOTAL	—	—	—	**0**	**1**	**1**
SLINGSBY						
T31 CADET MK 3	1	10	0	0	2	2
KIRBY KITE	1	10	0	0	1	1
SWALLOW TYPE T.45	1	10	0	0	1	1
TYPE T-50 SKYLARK 4	1	10	0	0	3	3
DART T.51	1	10	0	0	8	8
CAPSTAN TYPE 49B	2	10	0	0	1	1
T-53B	2	10	0	0	6	6
T59D KESTREL 19	2	10	0	0	3	3

U.S. REGISTERED CIVIL AIRCRAFT
BY MANUFACTURER AND MODEL—NUMBER OF SEATS
GLIDER
AS OF DECEMBER 31, 1993

Manufacturer/Model	Designation			Air Carrier	General Aviation	Total Aircraft
	Seats	Aircraft/ Engine Type	No. Engines			
GLIDER NO ENGINE	—	10	—	0	25	25
TOTAL	—	—	—	**0**	**25**	**25**
SOCATA						
TB 9 TAMPICO	1	11	1	0	43	43
GLIDER REC. ENGINE	—	11	—	0	43	43
TOTAL	—	—	—	**0**	**43**	**43**
SPORT-FLUGZEUGBAU						
GOPPINGEN 3 MINIMOA	1	10	0	0	1	1
GLIDER NO ENGINE	—	10	—	0	1	1
TOTAL	—	—	—	**0**	**1**	**1**
START & FLUG GMBH.						
H101 "SALTO"	1	10	0	0	9	9
GLIDER NO ENGINE	—	10	—	0	9	9
TOTAL	—	—	—	**0**	**9**	**9**
SZD-24-4A "FOKA"-4	1	10	0	0	3	3
JANTAR-2A-SZD 42-1	1	10	0	0	1	1
GLIDER NO ENGINE	—	10	—	0	4	4
TOTAL	—	—	—	**0**	**4**	**4**
VALENTIN GMBH						
TAIFUN 17E	2	11	1	0	18	18
GLIDER REC. ENGINE	—	11	—	0	18	18
TOTAL	—	—	—	**0**	**18**	**18**
VICKERS-SLINGSBY						
T65A	1	10	0	0	2	2
GLIDER NO ENGINE	—	10	—	0	2	2
TOTAL	—	—	—	**0**	**2**	**2**
VLIEGTUIGBOUW						
SAGITTA-013	1	10	0	0	2	2
GLIDER NO ENGINE	—	10	—	0	2	2
TOTAL	—	—	—	**0**	**2**	**2**
WAGGON UND MASCHINENBA						
PHOEBUS C	1	10	0	0	2	2
PHOEBUS B1	1	10	0	0	1	1
GLIDER NO ENGINE	—	10	—	0	3	3
TOTAL	—	—	—	**0**	**3**	**3**
WSK PZL KROSNO						
KR-03A	1	10	0	0	4	4
KR-03A	1	11	0	0	8	8
GLIDER NO ENGINE	—	10	—	0	4	4
GLIDER REC. ENGINE	—	11	—	0	8	8
TOTAL	—	—	—	**0**	**12**	**12**
WSK-SWIDNIK						
SZD-30 PIRAT	1	10	0	0	1	1
GLIDER NO ENGINE	—	10	—	0	1	1
TOTAL	—	—	—	**0**	**1**	**1**
1CA-BRASOV						
1S-28M2	2	11	1	0	1	1
GLIDER REC. ENGINE	—	11	—	0	1	1
TOTAL	—	—	—	**0**	**1**	**1**
GLIDER NO ENGINE	—	10	—	0	2,771	2,771
GLIDER REC. ENGINE	—	11	—	0	137	137

U.S. REGISTERED CIVIL AIRCRAFT
BY MANUFACTURER AND MODEL—NUMBER OF SEATS
GLIDER
AS OF DECEMBER 31, 1993

Manufacturer/Model	Designation			Air Carrier	General Aviation	Total Aircraft
	Seats	Aircraft/ Engine Type	No. Engines			
TOTAL GLIDER A/C	—	—	—	**0**	**2,908**	**2,908**

U.S. REGISTERED CIVIL AIRCRAFT
BY MANUFACTURER AND MODEL—NUMBER OF SEATS
BALLOON/DIRIGIBLE
AS OF DECEMBER 31, 1993

Model	Designation			Air Carrier	General Aviation	Total Aircraft
	Seats	Aircraft/ Engine Type	No. Engines			
ADAM BALLOON						
A B	1	20	0	0	5	5
A50S	0	20	0	0	30	30
A55	0	20	0	0	49	49
A55S	0	20	0	0	56	56
A50SC	0	20	0	0	1	1
L.D.	0	20	0	0	1	1
L D-S	0	20	0	0	6	6
A37H	1	20	1	0	2	2
BALLOON NO ENGINE	—	20	—	0	150	150
TOTAL	—	—	—	**0**	**150**	**150**
AEROSTAR INTERNATIONAL						
RAVEN S49A	1	20	0	0	135	135
S-50A	4	20	0	0	2	2
RAVEN S52A	1	20	0	0	4	4
RAVEN S-55A	1	20	0	0	46	46
RAVEN S57-A	1	20	0	0	103	103
S-57S	4	20	0	0	1	1
RX-6	1	20	0	0	2	2
S-60A	2	20	0	0	153	153
S-66A	2	20	0	0	30	30
RX-7	1	20	0	0	184	184
RX 8	1	20	0	0	143	143
RXS-8	4	20	0	0	21	21
RX-9	6	20	0	0	1	1
RAVEN S71A	8	20	0	0	7	7
S-77A	9	20	0	0	15	15
QUBE-80	8	20	0	0	1	1
W100LB	2	20	0	0	1	1
RAVEN SPII	4	20	0	0	1	1
CTS	1	20	0	0	1	1
BALLOON NO ENGINE	—	20	—	0	851	851
TOTAL	—	—	—	**0**	**851**	**851**
AEROSTATICA INC						
A-210	3	20	0	0	1	1
BALLOON NO ENGINE	—	20	—	0	1	1
TOTAL	—	—	—	**0**	**1**	**1**
AIRSHIP INDUSTRIES UK						
AIRSHIP 600	16	32	2	0	2	2
SKYSHIP 500	10	31	2	0	2	2
A-60+	5	31	2	0	8	8
BLIMP/DIR REC ENG	—	31	—	0	10	10
TOTAL	—	—	—	**0**	**10**	**10**
AVIAN BALLOON						
FALCON II	0	20	0	0	25	25
SKYHAWK	4	20	0	0	52	52
SPARROW	0	20	0	0	1	1
MAGNUM IX	8	20	0	0	19	19
TURBO 8	1	20	0	0	7	7
BALLOON NO ENGINE	—	20	—	0	104	104
TOTAL	—	—	—	**0**	**104**	**104**

U.S. REGISTERED CIVIL AIRCRAFT
BY MANUFACTURER AND MODEL—NUMBER OF SEATS
BALLOON/DIRIGIBLE
AS OF DECEMBER 31, 1993

Model	Designation			Air Carrier	General Aviation	Total Aircraft
	Seats	Aircraft/ Engine Type	No. Engines			
BALLONBAU WORNER GMBH						
K-1000/3-STU	6	20	0	0	1	1
BALLOON NO ENGINE	—	20	—	0	1	1
TOTAL	—	—	—	**0**	**1**	**1**
BALLOON WORKS						
FIREFLY 7-B	1	20	0	0	217	217
FIREFLY 7	1	20	0	0	982	982
FIREFLY 6	1	20	0	0	40	40
FIREFLY AX-7	1	20	0	0	2	2
FIREFLY 6B	0	20	0	0	108	108
FIREFLY 5	1	20	0	0	14	14
FIREFLY 8-24	1	20	0	0	136	136
FIREFLY 8	1	20	0	0	29	29
FIREFLY 8B	1	20	0	0	191	191
FIREFLY 8B-15	1	20	0	0	42	42
FIREFLY 6B-15	1	20	0	0	1	1
FIREFLY 7-15	1	20	0	0	90	90
FIREFLY 7B-15	1	20	0	0	20	20
FIREFLY 9	1	20	0	0	27	27
FIREFLY-770	1	20	0	0	2	2
AX-7	0	20	0	0	1	1
BALLOON NO ENGINE	—	20	—	0	1,902	1,902
TOTAL	—	—	—	**0**	**1,902**	**1,902**
CAMERON BALLOONS						
0-42	2	20	0	0	1	1
O-56	3	20	0	0	10	10
O-65	3	20	0	0	38	38
O-77	4	20	0	0	49	49
O-84	4	20	0	0	16	16
A-140	3	20	0	0	4	4
0-105	6	20	0	0	11	11
V-56	3	20	0	0	34	34
N-65	4	20	0	0	2	2
V-65	3	20	0	0	15	15
N-31	1	20	0	0	1	1
N-56	3	20	0	0	1	1
CAN-56	3	20	0	0	1	1
N-77	4	20	0	0	22	22
N-105	6	20	0	0	6	6
V-77	4	20	0	0	22	22
N 120	5	20	0	0	14	14
CAN 90	5	20	0	0	3	3
BATTERY 90	5	20	0	0	1	1
ET-90	5	20	0	0	1	1
0-42	2	20	0	0	1	1
O-77	4	20	0	0	44	44
V-31	4	20	0	0	1	1
O-84	4	20	0	0	59	59
A-105	4	20	0	0	24	24
A-140	3	20	0	0	18	18
A-120	5	20	0	0	4	4

U.S. REGISTERED CIVIL AIRCRAFT
BY MANUFACTURER AND MODEL—NUMBER OF SEATS
BALLOON/DIRIGIBLE
AS OF DECEMBER 31, 1993

Model	Designation			Air Carrier	General Aviation	Total Aircraft
	Seats	Aircraft/ Engine Type	No. Engines			
A-210	12	20	0	0	5	5
N-65	4	20	0	0	19	19
N-105	6	20	0	0	49	49
CAN-56	3	20	0	0	3	3
O-56	3	20	0	0	3	3
O-65	4	20	0	0	9	9
V-65	4	20	0	0	4	4
N-145	5	20	0	0	1	1
A-180	2	20	0	0	1	1
N-160	16	20	0	0	11	11
N-180	9	20	0	0	3	3
N-77	4	20	0	0	52	52
N-90	4	20	0	0	76	76
MICKEY 90	5	20	0	0	1	1
N90S	5	20	0	0	1	1
PENQUIN-90	5	20	0	0	1	1
O-90	5	20	0	0	8	8
0-105	6	20	0	0	16	16
V-90	5	20	0	0	50	50
TANK-77	2	20	0	0	1	1
V-77	4	20	0	0	211	211
BALLOON NO ENGINE	—	20	—	0	928	928
TOTAL	—	—	—	**0**	**928**	**928**
COLT BALLOONS LIMITED						
77A	0	20	0	0	8	8
69A	1	20	0	0	2	2
105-A	1	20	0	0	18	18
160A	9	20	0	0	4	4
240A	1	20	0	0	5	5
BALLOON NO ENGINE	—	20	—	0	37	37
TOTAL	—	—	—	**0**	**37**	**37**
EAGLE BALLOONS LTD						
AX7	1	20	0	0	18	18
C-7	1	20	0	0	79	79
BALLOON NO ENGINE	—	20	—	0	97	97
TOTAL	—	—	—	**0**	**97**	**97**
ELIZABETH ADAMS WALZ						
A55S	1	20	0	0	1	1
A60S	6	20	0	0	4	4
BALLOON NO ENGINE	—	20	—	0	5	5
TOTAL	—	—	—	**0**	**5**	**5**
FANTASY SKY PROMOTIONS						
FANTASY SEVEN BALOON	1	20	0	0	4	4
FANTASY EIGHT	1	20	0	0	1	1
FANTASY 6	1	20	0	0	2	2
FANTASY EIGHT-90	5	20	0	0	1	1
BALLOON NO ENGINE	—	20	—	0	8	8
TOTAL	—	—	—	**0**	**8**	**8**
GALAXY BALLOONS INC						
AX-6	3	20	0	0	1	1
GALAXY 7	3	20	0	0	52	52

U.S. REGISTERED CIVIL AIRCRAFT
BY MANUFACTURER AND MODEL—NUMBER OF SEATS
BALLOON/DIRIGIBLE
AS OF DECEMBER 31, 1993

Model	Designation			Air Carrier	General Aviation	Total Aircraft
	Seats	Aircraft/ Engine Type	No. Engines			
GALAXY 8	3	20	0	0	1	1
GALAXY 9	8	20	0	0	2	2
NEWPORT	0	20	0	0	2	2
AX-6	1	20	0	0	50	50
BALLOON NO ENGINE	—	20	—	0	108	108
TOTAL	—	—	—	**0**	**108**	**108**
GOODYEAR						
S-94	3	20	0	0	1	1
813	6	20	0	0	1	1
GZ-20A	7	31	2	0	3	3
GZ-19A	7	31	2	0	1	1
35000 CU. FT.	6	20	0	0	2	2
BALLOON NO ENGINE	—	20	—	0	4	4
BLIMP/DIR REC ENG	—	31	—	0	4	4
TOTAL	—	—	—	**0**	**8**	**8**
HEAD BALLOONS						
AX7-77	0	20	0	0	1	1
BALLOON NO ENGINE	—	20	—	0	1	1
TOTAL	—	—	—	**0**	**1**	**1**
AX7-77	4	20	0	0	20	20
AX8-88	4	20	0	0	33	33
AX8-105	4	20	0	0	10	10
BALLOON NO ENGINE	—	20	—	0	63	63
TOTAL	—	—	—	**0**	**63**	**63**
HEAD BALLOONS INC						
AX7-77	4	20	0	0	1	1
AX9 118	1	20	0	0	2	2
AX7 77	4	21	0	0	3	3
AX8-88	4	20	0	0	6	6
BALLOON NO ENGINE	—	20	—	0	9	9
BALLOON REC ENGINE	—	21	—	0	3	3
TOTAL	—	—	—	**0**	**12**	**12**
AX7 77B	4	20	0	0	4	4
AX8-88B	4	20	0	0	7	7
BALLOON NO ENGINE	—	20	—	0	11	11
TOTAL	—	—	—	**0**	**11**	**11**
LEDOUX ROBERT E						
HAB 1	1	20	0	0	1	1
BALLOON NO ENGINE	—	20	—	0	1	1
TOTAL	—	—	—	**0**	**1**	**1**
LORAL CORPORATION						
GZ22	9	32	2	0	1	1
TOTAL	—	—	—	**0**	**0**	**0**
MEDEMA DAVE E						
RAVEN/MEDEMA S-60A	2	20	0	0	1	1
BALLOON NO ENGINE	—	20	—	0	1	1
TOTAL	—	—	—	**0**	**1**	**1**
NATIONAL BALLOONING						
650	3	20	0	0	1	1
752-12	4	20	0	0	1	1
752-12	4	20	0	0	1	1

U.S. REGISTERED CIVIL AIRCRAFT
BY MANUFACTURER AND MODEL—NUMBER OF SEATS
BALLOON/DIRIGIBLE
AS OF DECEMBER 31, 1993

Model	Designation			Air Carrier	General Aviation	Total Aircraft
	Seats	Aircraft/ Engine Type	No. Engines			
BALLOON NO ENGINE	—	20	—	0	3	3
TOTAL	—	—	—	**0**	**3**	**3**
752-12	3	20	0	0	8	8
752	4	20	0	0	7	7
755-12	4	20	0	0	1	1
858	4	20	0	0	18	18
858-T	4	20	0	0	1	1
BALLOON NO ENGINE	—	20	—	0	35	35
TOTAL	—	—	—	**0**	**35**	**35**
NATIONAL BALLOONING/GR						
752	3	20	0	0	1	1
AX-6	1	20	0	0	1	1
BALLOON NO ENGINE	—	20	—	0	2	2
TOTAL	—	—	—	**0**	**2**	**2**
PICCARD						
AX-6	1	20	0	0	133	133
1000	0	20	0	0	1	1
AX-6	1	20	0	0	1	1
BALLOON NO ENGINE	—	20	—	0	135	135
TOTAL	—	—	—	**0**	**135**	**135**
RAVEN						
S-40A	2	20	0	0	4	4
S-50	1	20	0	0	1	1
S-50A	4	20	0	0	80	80
S55A	1	20	0	0	670	670
S-60A	2	20	0	0	211	211
S77A	9	20	0	0	11	11
S-55A	1	20	0	0	6	6
S-60A	2	20	0	0	9	9
S-66A	2	20	0	0	46	46
MG-1000	0	20	0	0	1	1
S45A	2	20	0	0	1	1
RX6	1	20	0	0	176	176
RALLY RX7	1	20	0	0	329	329
W100LB	2	20	0	0	1	1
BALLOON NO ENGINE	—	20	—	0	1,546	1,546
TOTAL	—	—	—	**0**	**1,546**	**1,546**
RAVEN VULCOON R						
S-50A	4	20	0	0	1	1
BALLOON NO ENGINE	—	20	—	0	1	1
TOTAL	—	—	—	**0**	**1**	**1**
RAVEN/BOLAND						
RX6-146	1	20	0	0	3	3
BALLOON NO ENGINE	—	20	—	0	3	3
TOTAL	—	—	—	**0**	**3**	**3**
SEMCO BALLOON						
CHALLENGER	1	20	0	0	12	12
TC-4	4	20	0	0	1	1
T	4	20	0	0	27	27
MARK V	4	20	0	0	9	9
BALLOON NO ENGINE	—	20	—	0	49	49

U.S. REGISTERED CIVIL AIRCRAFT
BY MANUFACTURER AND MODEL—NUMBER OF SEATS
BALLOON/DIRIGIBLE
AS OF DECEMBER 31, 1993

Model	Designation			Air Carrier	General Aviation	Total Aircraft
	Seats	Aircraft/ Engine Type	No. Engines			
TOTAL	—	—	—	**0**	**49**	**49**
SKYPOWER						
GBN-41-1000	2	20	0	0	10	10
BALLOON NO ENGINE	—	20	—	0	10	10
TOTAL	—	—	—	**0**	**10**	**10**
GBN-41-1000	2	20	0	0	6	6
BALLOON NO ENGINE	—	20	—	0	6	6
TOTAL	—	—	—	**0**	**6**	**6**
THUNDER & COLT						
COLT GA42	2	21	1	0	1	1
COLT 69A	3	20	0	0	7	7
COLT 120A	7	20	0	0	4	4
AX 9-140 S II	1	20	0	0	6	6
COLT 77A	4	20	0	0	6	6
AX7-77 S1	4	20	0	0	5	5
COLT 160A	9	20	0	0	3	3
COLT 56A	1	20	0	0	1	1
AX8-90 S 2	5	20	0	0	26	26
AX8-90	5	20	0	0	1	1
COLT 105A	6	20	0	0	7	7
AX6-56S1	3	20	0	0	4	4
AX-890S1	4	20	0	0	1	1
160A	9	20	0	0	6	6
77 SERIES I	4	20	0	0	6	6
AX8-90 SERIES 2	5	20	0	0	9	9
BALLOON NO ENGINE	—	20	—	0	92	92
BALLOON REC ENGINE	—	21	—	0	1	1
TOTAL	—	—	—	**0**	**93**	**93**
THUNDER & COLT LTD						
AX8 105SII	4	20	0	0	1	1
THUNDER AX7-77	4	20	0	0	4	4
COLT 120A	4	20	0	0	5	5
THUNDER AX7-77 S1	4	20	0	0	1	1
THUNDER AX8-105 S1	6	20	0	0	1	1
THUNDER AX9-140 S2	8	20	0	0	2	2
THUNDER AX8-105	1	20	0	0	2	2
COLT 90A	6	20	0	0	1	1
THUNDER AX8-90 S2	8	20	0	0	1	1
COLT 180A	1	20	0	0	2	2
COLT 240A	12	20	0	0	1	1
AX5-42	2	20	0	0	2	2
AX6-56	3	20	0	0	3	3
AX6-56A	3	20	0	0	2	2
AX7-65	3	20	0	0	3	3
AX7-65 BOLT	3	20	0	0	1	1
AX7-77	4	20	0	0	50	50
AX7-77A	4	20	0	0	16	16
AX7-77 BOLT	4	20	0	0	2	2
AX7-77Z	4	20	0	0	13	13
AX8-90	0	20	0	0	13	13
AX8-105	4	20	0	0	3	3

U.S. REGISTERED CIVIL AIRCRAFT
BY MANUFACTURER AND MODEL—NUMBER OF SEATS
BALLOON/DIRIGIBLE
AS OF DECEMBER 31, 1993

Model	Designation			Air Carrier	General Aviation	Total Aircraft
	Seats	Aircraft/ Engine Type	No. Engines			
AX9-140	8	20	0	0	1	1
AX7-65Z	3	20	0	0	1	1
AX6-56Z	3	20	0	0	1	1
AX9-140 SII	8	20	0	0	8	8
BALLOON NO ENGINE	—	20	—	0	140	140
TOTAL	—	—	—	**0**	**140**	**140**
US/LTA						
138S	6	31	1	0	1	1
BLIMP/DIR REC ENG	—	31	—	0	1	1
TOTAL	—	—	—	**0**	**1**	**1**
WALTER						
FALCON II	2	20	0	0	1	1
SKYHAWK	4	20	0	0	1	1
BALLOON NO ENGINE	—	20	—	0	2	2
TOTAL	—	—	—	**0**	**2**	**2**
WDL						
WDL 1B	7	31	2	0	1	1
BLIMP/DIR REC ENG	—	31	—	0	1	1
TOTAL	—	—	—	**0**	**1**	**1**
BALLOON NO ENGINE	—	20	—	0	6,306	6,306
BALLOON REC ENGINE	—	21	—	0	4	4
BLIMP/DIR REC ENG	—	31	—	0	16	16
BALL/BLIMP/DIR A/C	—	—	—	0	6,326	6,326

U.S. REGISTERED CIVIL AIRCRAFT
BY MANUFACTURER AND MODEL—NUMBER OF SEATS
AMATEUR/EXPERIMENTAL—PISTON
AS OF DECEMBER 31, 1993

Model/Series	Designation			Air Carrier	General Aviation	Total Aircraft
	Seats	Aircraft/ Engine Type	No. Engines			
#2 L.G.T. #6	1	41	1	0	1	1
"A"-SCOUT	1	41	1	0	1	1
"R"	1	41	1	0	1	1
A	2	41	1	0	30	30
A - 1	2	41	1	0	1	1
A AMPHIBIAN	2	41	1	0	1	1
A CRISP PERFECT	1	41	1	0	1	1
A HUMMER	1	41	1	0	1	1
A SCOUT	2	41	1	0	2	2
A.E.W.	3	41	1	0	1	1
A.O.P. MK 9	3	41	1	0	1	1
A&M-6	2	41	1	0	1	1
A-1	2	41	1	0	21	21
A-1TC	1	41	1	0	1	1
A-15-SPECIAL	2	41	1	0	1	1
A-2	3	41	1	0	3	3
A-26B	6	51	2	0	1	1
A-26C	6	51	2	0	1	1
A-3	2	41	1	0	1	1
A-36A	1	41	1	0	1	1
A-37	4	41	1	0	6	6
A-4	1	41	1	0	1	1
A/C TANDEM	2	41	1	0	1	1
A/C7	4	41	1	0	1	1
AA CUBETTE	1	41	1	0	1	1
AA-1	2	41	1	0	3	3
AA-1A	2	41	1	0	1	1
AA-1B	2	41	1	0	2	2
AA-1C	2	41	1	0	3	3
AA-5	4	41	1	0	1	1
AA-5A	4	41	1	0	3	3
AA-5B	4	41	1	0	4	4
AA200	4	41	1	0	1	1
ABS-1	2	41	1	0	1	1
ACAPELLA	1	41	1	0	1	1
ACB-2 TAILWIND	1	41	1	0	1	1
ACCIPITER 200	1	41	1	0	1	1
ACE JR	2	41	1	0	1	1
ACE-C	1	41	1	0	1	1
ACE-CD	1	41	1	0	1	1
ACEY DEUCY	2	41	1	0	2	2
ACEY DEUCY P-70	2	41	1	0	3	3
ACEY DEUCY P70	2	41	1	0	2	2
ACEY DEUCY SPECIAL	2	41	1	0	1	1
ACEY DUCEY PARASOL	2	41	1	0	1	1
ACEY DUECY P-70	2	41	1	0	2	2
ACEY-DUCYP-70	2	41	1	0	1	1
ACHEROBAT	1	41	1	0	1	1
ACI P51 D	1	41	1	0	1	1
ACRO CUBY	2	41	1	0	1	1
ACRO DUSTER II SA750	2	41	1	0	1	1

U.S. REGISTERED CIVIL AIRCRAFT
BY MANUFACTURER AND MODEL—NUMBER OF SEATS
AMATEUR/EXPERIMENTAL—PISTON
AS OF DECEMBER 31, 1993

Model/Series	Designation			Air Carrier	General Aviation	Total Aircraft
	Seats	Aircraft/ Engine Type	No. Engines			
ACRO DUSTER SA750	2	41	1	0	1	1
ACRO II	2	41	1	0	7	7
ACRO MR3	2	41	1	0	1	1
ACRO ONE	1	41	1	0	1	1
ACRO SPORT	1	41	1	0	19	19
ACRO SPORT II	2	41	1	0	1	1
ACRO SPORT I	2	41	1	0	5	5
ACRO SPORT II	2	41	1	0	55	55
ACRO SPORT S1	1	41	1	0	1	1
ACRO SPORT TRAINER	2	41	1	0	1	1
ACRO SPORT TWO	2	41	1	0	1	1
ACRO SPORT 11	2	41	1	0	1	1
ACRO SPORT 304	1	41	1	0	1	1
ACRO SPORT-II	1	41	1	0	3	3
ACRO SPORT-1	1	41	1	0	2	2
ACRO SPORTII	2	41	1	0	1	1
ACRO TRAINER	2	41	1	0	2	2
ACRO-CUBY	2	41	1	0	1	1
ACRO-PRO II	2	41	1	0	1	1
ACRO-PRO-I	1	41	1	0	1	1
ACRO-SPECIAL	2	41	1	0	1	1
ACRO-SPORT	1	41	1	0	5	5
ACRO-1	1	41	1	0	1	1
ACRODUSTER	2	41	1	0	3	3
ACRODUSTER I	1	41	1	0	1	1
ACRODUSTER I, SA700	1	41	1	0	1	1
ACRODUSTER II	2	41	1	0	5	5
ACRODUSTER II SA750	2	41	1	0	4	4
ACRODUSTER SA 750	2	41	1	0	1	1
ACRODUSTER SA75O	2	41	1	0	1	1
ACRODUSTER SA750	2	41	1	0	2	2
ACRODUSTER TOO	2	41	1	0	2	2
ACRODUSTER TOO SA750	2	41	1	0	3	3
ACRODUSTER-I SA700X	1	41	1	0	1	1
ACRODUSTER-II	2	41	1	0	2	2
ACRODUSTER-1	1	41	1	0	1	1
ACRODUSTER-1-SA-700	1	41	1	0	1	1
ACROSPORT II	2	41	1	0	5	5
ACROSPORT RJ-2	1	41	1	0	1	1
ACROSPORT SPECIAL	1	41	1	0	1	1
ACROSPORT 150	1	41	1	0	1	1
ACROSPORT-2	2	41	1	0	1	1
ACROTRAINER	2	41	1	0	1	1
AD-1	1	41	1	0	1	1
AD-4	1	41	1	0	2	2
AD-4N	2	41	1	0	4	4
AD-4W	2	41	1	0	1	1
ADAMS ACRO SPORT	2	41	1	0	1	1
ADAMS 02	4	41	1	0	1	1
ADAMS/THORPE T-18	2	41	1	0	1	1
ADV AV BUCCNEER SX	1	41	1	0	1	1

U.S. REGISTERED CIVIL AIRCRAFT
BY MANUFACTURER AND MODEL—NUMBER OF SEATS
AMATEUR/EXPERIMENTAL—PISTON
AS OF DECEMBER 31, 1993

Model/Series	Designation			Air Carrier	General Aviation	Total Aircraft
	Seats	Aircraft/ Engine Type	No. Engines			
ADV AVN CARRERA	1	41	1	0	1	1
ADVANCED AVN CARRERA	1	41	1	0	1	1
ADVENTURER	2	41	1	0	1	1
AERE GARE	2	41	1	0	1	1
AERO C-104	1	41	1	0	2	2
AERO DART	1	41	1	0	1	1
AERO DESIGNS PULSAR	2	41	1	0	1	1
AERO GARE SEA HAWK	2	41	1	0	1	1
AERO HOPPER	2	41	1	0	1	1
AERO MIRAGE TC-2	2	41	1	0	2	2
AERO MIRAGE TC2	2	41	1	0	1	1
AERO PHAETON	2	41	1	0	1	1
AERO SPEC 2150	2	41	1	0	1	1
AERO SPORT II	2	41	1	0	2	2
AERO SPORT PJ-260	2	41	1	0	1	1
AERO SPORT SCAMP	1	41	1	0	1	1
AERO VISIONS INTL	2	41	1	0	1	1
AERO Z 131	1	41	1	0	1	1
AERO Z-131	1	41	1	0	2	2
AERO-BIPE	2	41	1	0	1	1
AERO-GARE SEAHAWK	2	41	1	0	1	1
AERO-3-A	2	41	1	0	2	2
AEROBAT III	1	41	1	0	1	1
AEROBAT SPECIAL	1	41	1	0	1	1
AEROBODY MODEL 26	1	41	1	0	1	1
AEROCOPY	2	41	1	0	1	1
AERODUSTER TOO SA750	2	41	1	0	1	1
AEROEZE	2	41	1	0	1	1
AEROGARE SEA HAWK	2	41	1	0	1	1
AEROLOCK KE-1-A	1	41	1	0	1	1
AEROMASTER	1	41	1	0	3	3
AEROMIRAGE TC2	2	41	1	0	1	1
AERONAUT	1	41	1	0	1	1
AERONCA TL	2	41	1	0	1	1
AERONCA 7AC	2	41	1	0	1	1
AERONCA 7CCM	3	41	1	0	1	1
AERONCA 7GCB	3	41	1	0	1	1
AERONCA/SOLOMON	2	41	1	0	1	1
AERONCOPY	2	41	1	0	3	3
AERONCOPY C-3L-65	2	41	1	0	1	1
AERONICA T	2	41	1	0	1	1
AEROSPORT	1	41	1	0	1	1
AEROSPORT QUAIL	1	41	1	0	7	7
AEROSPORT SCAMP	1	41	1	0	4	4
AEROSPORT SCAMP A	1	41	1	0	1	1
AEROSPORT SCAMP WTBL	11	41	1	0	1	1
AEROSPORT SCAMP WTB1	1	41	1	0	1	1
AEROSPORT SKAMP	1	41	1	0	1	1
AEROSPORT-1	1	41	1	0	1	1
AEROSPORT-3 SCAMP	1	41	1	0	1	1
AEROSTAR 600	6	51	2	0	2	2

U.S. REGISTERED CIVIL AIRCRAFT
BY MANUFACTURER AND MODEL—NUMBER OF SEATS
AMATEUR/EXPERIMENTAL—PISTON
AS OF DECEMBER 31, 1993

Model/Series	Designation			Air Carrier	General Aviation	Total Aircraft
	Seats	Aircraft/ Engine Type	No. Engines			
AEROSTAR 601	6	51	2	0	1	1
AEROSTAR 601P	6	51	2	0	6	6
AEROSTAR 602P	6	51	2	0	1	1
AF-1	1	41	1	0	1	1
AF-2S	2	41	1	0	2	2
AFB	2	41	1	0	2	2
AFCA	2	41	1	0	1	1
AF86-1	2	41	1	0	1	1
AG-1	1	41	1	0	1	1
AGNES PANTHER 2 PLUS	2	41	1	0	1	1
AGQ	1	41	1	0	1	1
AGRIPLANE	1	41	1	0	3	3
AGRIPLANE BIPLACE	2	41	1	0	2	2
AGSTAR III	1	41	1	0	1	1
AG5B	4	41	1	0	3	3
AIA TAILWIND W-8	2	41	1	0	1	1
AIR CAM	3	41	1	0	1	1
AIR CAMPER	2	41	1	0	9	9
AIR CAMPER B4A	2	41	1	0	1	1
AIR CAMPER 1	2	41	1	0	1	1
AIR COMMAND 503	1	41	1	0	1	1
AIR LOOPE-TUNDRA	4	41	1	0	1	1
AIR MASTER 2	2	41	1	0	1	1
AIR MASTER 360	2	41	1	0	1	1
AIR PAL	2	41	1	0	1	1
AIR SHARK I	4	41	1	0	1	1
AIR SKIMMER	2	41	1	0	1	1
AIR SKYBOLT	2	41	1	0	1	1
AIR SPORT KJ	1	41	1	0	1	1
AIR-RUNNER 100	3	41	1	0	1	1
AIRAILE	2	41	1	0	1	1
AIRART II	2	41	1	0	1	1
AIRCAMPER	2	41	1	0	10	10
AIRCAMPER A	2	41	1	0	1	1
AIRCAMPER BL1	2	41	1	0	1	1
AIRCAMPER GN-1	2	41	1	0	2	2
AIRCAMPER GNI	2	41	1	0	1	1
AIRCAMPER PH-1	2	41	1	0	1	1
AIRCAMPER 79	2	41	1	0	1	1
AIRCRUISER 66-75	15	41	1	0	1	1
AIRPLANE	2	41	1	0	3	3
AIRSHARK	4	41	1	0	1	1
AIRSHARK II	4	41	1	0	1	1
AIRWOLF II	2	41	1	0	1	1
AIT	2	41	1	0	1	1
AJ1	1	41	1	0	1	1
AK-2	2	41	1	0	1	1
AKRO	1	41	1	0	1	1
AKRO SPIRIT	1	41	1	0	1	1
AKROMASTER	1	41	1	0	1	1
AK3	2	41	1	0	1	1

U.S. REGISTERED CIVIL AIRCRAFT
BY MANUFACTURER AND MODEL—NUMBER OF SEATS
AMATEUR/EXPERIMENTAL—PISTON
AS OF DECEMBER 31, 1993

Model/Series	Designation			Air Carrier	General Aviation	Total Aircraft
	Seats	Aircraft/ Engine Type	No. Engines			
AL GONS POORMANS CHA	2	41	1	0	1	1
AL 60	2	41	1	0	1	1
ALASKA BUSH KOALA	1	41	1	0	1	1
ALASKAN	3	41	1	0	1	1
ALASKAN BUSHMASTER	4	41	1	0	2	2
ALBATROS DAV	1	41	1	0	1	1
ALBATROSD-VA	1	41	1	0	1	1
ALBATROSS C III	2	41	1	0	1	1
ALBATROSS DVA	1	41	1	0	1	1
ALBEE SPORT	2	41	1	0	1	1
ALBEE SPORT AS-1	1	41	1	0	1	1
ALCO COUPE	1	41	1	0	1	1
ALMOST-A-VAGABOND	2	41	1	0	1	1
ALPHA STAR LONG-EZ	2	41	1	0	1	1
AM.3C	4	41	1	0	1	1
AM-1 MAULER	1	41	1	0	1	1
AMATEUR BUILT	2	41	1	0	8	8
AMATEUR-BUILT	2	41	1	0	2	2
AMER AEROLTS EAGLE	2	41	1	0	1	1
AMERICAN EAGLET	1	41	1	0	8	8
AMERICAN SPIRIT	1	41	1	0	1	1
AMES-GLASAIR 2TD	2	41	1	0	1	1
AMF S 14	3	41	1	0	1	1
AMF S-14 F	2	41	1	0	1	1
AMF S14F	2	41	1	0	1	1
AMF-S-14 FD	2	41	1	0	1	1
AMIGO 2	1	41	1	0	1	1
AMPHIBIAN	2	41	1	0	4	4
AMPHIBIAN ANDERSON K	2	41	1	0	1	1
AMPHIBIAN MOD. B	1	41	1	0	1	1
AMPHIBIAN S12D	4	41	1	0	1	1
AN-2	17	41	1	0	14	14
AN-2R	1	41	1	0	1	1
AN-3	1	41	1	0	1	1
ANDERSON	2	41	1	0	2	2
ANDERSON KINGFISHER	1	41	1	0	2	2
ANDERSON-KINGFISHER	2	41	1	0	2	2
ANDREWS RV-4	2	41	1	0	1	1
ANGLIN J-3 SPECIAL	1	41	1	0	1	1
ANGLIN RV-6	2	41	1	0	1	1
ANNA 3	2	41	1	0	1	1
ANTHONY BD-4	4	41	1	0	1	1
ANTIONETTE	2	41	1	0	1	1
ANZANI LONGSTER	1	41	1	0	1	1
AOK	3	41	1	0	1	1
API	1	41	1	0	1	1
APPEL-MINI-MAX	1	41	1	0	1	1
AP1	2	41	1	0	1	1
AQUA RIDER	1	41	1	0	1	1
AQUILA 1	1	41	1	0	1	1
AR-5	1	41	1	0	1	1

U.S. REGISTERED CIVIL AIRCRAFT
BY MANUFACTURER AND MODEL—NUMBER OF SEATS
AMATEUR/EXPERIMENTAL—PISTON
AS OF DECEMBER 31, 1993

Model/Series	Designation			Air Carrier	General Aviation	Total Aircraft
	Seats	Aircraft/ Engine Type	No. Engines			
ARBOGAST KR2	2	41	1	0	1	1
ARC SPECIAL	2	41	1	0	1	1
ARESTI GANADOR	1	41	1	0	1	1
ARIEL A-1	2	41	1	0	1	1
ARIOSTO MUSTANG II	2	41	1	0	1	1
ARL	2	41	1	0	1	1
ARNOLDS FLYBABY	1	41	1	0	1	1
ARROW	1	41	1	0	1	1
ARROW SPORT M	2	41	1	0	1	1
ARROW SPORT 66	1	41	1	0	1	1
ARROW SPORT-S	2	41	1	0	1	1
ARV 582	2	41	1	0	1	1
ASCENDER II+2	2	41	1	0	3	3
ASOB	2	41	1	0	1	1
ASP-S2	2	41	1	0	1	1
AT-11	4	51	2	0	1	1
AT-19	3	41	1	0	2	2
AT-301	1	41	1	0	1	1
AT-302	1	41	1	0	2	2
AT-401	1	41	1	0	3	3
AT-401A	1	41	1	0	1	1
AT-402	1	41	1	0	7	7
AT-402A	1	41	1	0	4	4
AT-501	1	41	1	0	1	1
AT-6	2	41	1	0	5	5
AT-6A	2	41	1	0	3	3
AT-6B	2	41	1	0	2	2
AT-6D	2	41	1	0	2	2
AT-6F	2	41	1	0	3	3
AT-6G	2	41	1	0	1	1
AT-802	1	41	1	0	1	1
ATLANTIC AERO AW2	2	41	1	0	1	1
ATO	3	41	1	0	1	1
AT12	2	41	1	0	1	1
AT28D-10	2	41	1	0	1	1
AURA	4	41	1	0	1	1
AURIGA	4	41	1	0	1	1
AURIGA-FEEHERY	4	41	1	0	1	1
AU2	2	41	1	0	1	1
AV - 60	2	41	1	0	1	1
AVD FLYER MK IV STOL	2	41	1	0	1	1
AVENGER	1	41	1	0	8	8
AVENGER I	1	41	1	0	1	1
AVIASTAR I	2	41	1	0	1	1
AVIASTAR II	2	41	1	0	1	1
AVIASTAR II SP	2	41	1	0	1	1
AVIAT EAGLE II	2	41	1	0	4	4
AVID	2	41	1	0	5	5
AVID ACFT MK IV	2	41	1	0	1	1
AVID ACFT STOL	2	41	1	0	1	1
AVID AERO BAT	2	41	1	0	1	1

U.S. REGISTERED CIVIL AIRCRAFT
BY MANUFACTURER AND MODEL—NUMBER OF SEATS
AMATEUR/EXPERIMENTAL—PISTON
AS OF DECEMBER 31, 1993

Model/Series	Designation			Air Carrier	General Aviation	Total Aircraft
	Seats	Aircraft/ Engine Type	No. Engines			
AVID AEROBAT	2	41	1	0	2	2
AVID AIRCRAFT	2	41	1	0	1	1
AVID AMPHIBIAN	2	41	1	0	16	16
AVID BANDIT	1	41	1	0	1	1
AVID COMMUTER	2	41	1	0	4	4
AVID COMMUTTER	2	41	1	0	1	1
AVID D MARK IV	2	41	1	0	1	1
AVID EXPLORER 1	5	51	2	0	1	1
AVID FLYER	2	41	1	0	251	251
AVID FLYER "B"	2	41	1	0	1	1
AVID FLYER A	2	41	1	0	1	1
AVID FLYER AEROBAT	2	41	1	0	2	2
AVID FLYER AF-JC1	2	41	1	0	1	1
AVID FLYER AF-1	2	41	1	0	1	1
AVID FLYER AF1	2	41	1	0	1	1
AVID FLYER AMPHIB	3	41	1	0	1	1
AVID FLYER AMPHIBIAN	3	41	1	0	2	2
AVID FLYER B	2	41	1	0	9	9
AVID FLYER C	2	41	1	0	9	9
AVID FLYER C MODEL	2	41	1	0	1	1
AVID FLYER C SPDWNG	2	41	1	0	1	1
AVID FLYER CAO	2	41	1	0	1	1
AVID FLYER COMMUTER	2	41	1	0	1	1
AVID FLYER H/H	2	41	1	0	1	1
AVID FLYER HEAVYHAUL	2	41	1	0	1	1
AVID FLYER HVY HLR	2	41	1	0	1	1
AVID FLYER I	1	41	1	0	4	4
AVID FLYER MARK IV	2	41	1	0	2	2
AVID FLYER MK IV	2	41	1	0	11	11
AVID FLYER MKIV	2	41	1	0	3	3
AVID FLYER MODEL B	2	41	1	0	2	2
AVID FLYER MODEL C	2	41	1	0	3	3
AVID FLYER S	2	41	1	0	1	1
AVID FLYER SPD WING	2	41	1	0	2	2
AVID FLYER SPEED WNG	2	41	1	0	1	1
AVID FLYER SPEEDWING	2	41	1	0	5	5
AVID FLYER STOL	2	41	1	0	6	6
AVID FLYER TD	2	41	1	0	1	1
AVID FLYER 301	2	41	1	0	1	1
AVID FLYER 86B	2	41	1	0	1	1
AVID FLYERB	2	41	1	0	1	1
AVID FLYR MD C H HLR	2	41	1	0	1	1
AVID HAULER	2	41	1	0	3	3
AVID HAULER KIT	2	41	1	0	1	1
AVID HAULER#6	2	41	1	0	1	1
AVID HEAVY HAULER	2	41	1	0	10	10
AVID HVY HAULER MKIV	2	41	1	0	1	1
AVID MAGNUM	2	41	1	0	1	1
AVID MARK IV	2	41	1	0	6	6
AVID MK IV	2	41	1	0	2	2
AVID MK IV MODEL D	2	41	1	0	1	1

U.S. REGISTERED CIVIL AIRCRAFT
BY MANUFACTURER AND MODEL—NUMBER OF SEATS
AMATEUR/EXPERIMENTAL—PISTON
AS OF DECEMBER 31, 1993

Model/Series	Designation			Air Carrier	General Aviation	Total Aircraft
	Seats	Aircraft/ Engine Type	No. Engines			
AVID S T O L	2	41	1	0	1	1
AVID SPEED WING	2	41	1	0	1	1
AVID SPEEDWING	2	41	1	0	5	5
AVID STOL	2	41	1	0	4	4
AVID STOL HAULER	2	41	1	0	1	1
AVID SW 65	2	41	1	0	1	1
AVID-TRIGEAR-STOL	2	41	1	0	1	1
AVIDFLYER	2	41	1	0	1	1
AVIDFLYER SPEEDWING	2	41	1	0	1	1
AVIN	1	41	1	0	1	1
AVRO 504K	1	41	1	0	1	1
AVRO-504K	1	41	1	0	1	1
AX-6	2	41	1	0	1	1
AXELL GLASAIR II RG	2	41	1	0	1	1
AZTEZ	2	41	1	0	1	1
A1	2	41	1	0	3	3
A10B-37	1	41	1	0	1	1
A150K	2	41	1	0	3	3
A150M	2	41	1	0	2	2
A152	2	41	1	0	1	1
A185E	6	41	1	0	1	1
A185F	6	41	1	0	14	14
A188	1	41	1	0	1	1
A188B	1	41	1	0	10	10
A2	2	41	1	0	3	3
A23-19	4	41	1	0	1	1
A23-24	4	41	1	0	1	1
A24R	6	41	1	0	1	1
A31-1B1	2	41	1	0	1	1
A36	6	41	1	0	10	10
A36TC	6	41	1	0	2	2
A4-B	1	41	1	0	1	1
A45	2	41	1	0	10	10
A6M2-21	1	41	1	0	1	1
A60	6	51	2	0	3	3
A75	2	41	1	0	6	6
A75L3	2	41	1	0	2	2
A75L300	2	41	1	0	2	2
A75N1	2	41	1	0	37	37
B	2	41	1	0	13	13
B AVID FLYER	2	41	1	0	1	1
B HOOK 1	2	41	1	0	1	1
B.C.	1	41	1	0	1	1
B.J SPORTSTER	1	41	1	0	1	1
B.121 SERIES 2	2	41	1	0	1	1
B.206 SERIES 2	8	51	2	0	1	1
B-HUMMER	1	41	1	0	3	3
B-1	1	41	1	0	3	3
B-1A	1	41	1	0	1	1
B-10	1	41	1	0	2	2
B-10 WING	1	41	1	0	1	1

U.S. REGISTERED CIVIL AIRCRAFT
BY MANUFACTURER AND MODEL—NUMBER OF SEATS
AMATEUR/EXPERIMENTAL—PISTON
AS OF DECEMBER 31, 1993

Model/Series	Designation			Air Carrier	General Aviation	Total Aircraft
	Seats	Aircraft/ Engine Type	No. Engines			
B-17G	36	51	4	0	3	3
B-2	2	41	1	0	2	2
B-24J	10	51	4	0	2	2
B-25D	6	51	2	0	2	2
B-25J	6	51	2	0	2	2
B-26	15	51	2	0	1	1
B-26B	6	51	2	0	1	1
B-26C	6	51	2	0	2	2
B-29	11	51	4	0	2	2
B-31C	2	41	1	0	1	1
B-45	2	41	1	0	2	2
B-8M	1	41	1	0	3	3
B/HAWKER HURRICANE	1	41	1	0	1	1
BA	2	41	1	0	1	1
BA-1	2	41	1	0	1	1
BA-42	2	41	1	0	1	1
BA-6	1	41	1	0	1	1
BABY A	1	41	1	0	1	1
BABY ACE	1	41	1	0	20	20
BABY ACE "D"	1	41	1	0	6	6
BABY ACE C	1	41	1	0	3	3
BABY ACE C/D	1	41	1	0	1	1
BABY ACE D	1	41	1	0	31	31
BABY ACE DC-1	1	41	1	0	1	1
BABY ACE MOD CJ-1	1	41	1	0	1	1
BABY ACE MOD D	1	41	1	0	3	3
BABY ACE MOD. D	1	41	1	0	2	2
BABY ACE MOD-D	1	41	1	0	1	1
BABY ACE MODEL D	1	41	1	0	5	5
BABY BEAR	1	41	1	0	1	1
BABY FLEET	2	41	1	0	1	1
BABY GREAT LAKES	2	41	1	0	57	57
BABY GREAT LAKES B1	1	41	1	0	1	1
BABY GREAT LAKES R-1	1	41	1	0	1	1
BABY GREAT LAKES S1	1	41	1	0	1	1
BABY GREAT LAKES-KI	1	41	1	0	1	1
BABY GREAT LEKES	1	41	1	0	1	1
BABY HORNET DX4	1	41	1	0	1	1
BABY LAKES	1	41	1	0	20	20
BABY LAKES BL-3	1	41	1	0	1	1
BABY LAKES H-5-B	1	41	1	0	1	1
BABY PT-19	1	41	1	0	1	1
BAGHDAD FURY DT MKII	2	41	1	0	1	1
BAJA BUG	4	41	1	0	1	1
BAKENG DEUCE	2	41	1	0	1	1
BAKENG DOUBLE DUCE	2	41	1	0	4	4
BAKENG DUCE	2	41	1	0	44	44
BAKENG DUCE FM-1	2	41	1	0	1	1
BAKENG DUCE MA1 MKII	2	41	1	0	1	1
BAKENG DUCE 1976-CZ	2	41	1	0	1	1
BAKENG DUECE	2	41	1	0	1	1

U.S. REGISTERED CIVIL AIRCRAFT
BY MANUFACTURER AND MODEL—NUMBER OF SEATS
AMATEUR/EXPERIMENTAL—PISTON
AS OF DECEMBER 31, 1993

Model/Series	Designation			Air Carrier	General Aviation	Total Aircraft
	Seats	Aircraft/ Engine Type	No. Engines			
BAKENG EB1	2	41	1	0	1	1
BAKENG-DUCE	2	41	1	0	1	1
BAKENG-1	1	41	1	0	1	1
BAKER REBEL	2	41	1	0	1	1
BAKER S1S	1	41	1	0	1	1
BAKER-T	2	41	1	0	1	1
BANDIDO JTM	1	41	1	0	1	1
BANDIT	1	41	1	0	3	3
BANDIT 1	1	41	1	0	1	1
BANTAM W-3	1	41	1	0	1	1
BANTY	1	41	1	0	1	1
BARBARA JEAN	2	41	1	0	1	1
BARCHFELD	1	41	1	0	1	1
BARNETT JB42	2	41	1	0	1	1
BARNETT J4B	1	41	1	0	1	1
BARNETT J4B-2	2	41	1	0	1	1
BARNEY OLDFLD BB LAK	1	41	1	0	1	1
BARR KITFOX	2	41	1	0	1	1
BARR SIX	6	41	1	0	1	1
BARRACUDA	2	41	1	0	31	31
BARRACUDA / HULL	2	41	1	0	1	1
BARRACUDA 300	2	41	1	0	1	1
BARRETT SKYBOLT	2	41	1	0	1	1
BARTOE SKYOTE	1	41	1	0	1	1
BASLEE / DR FOKKER	2	41	1	0	1	1
BATELEUR 2000	1	41	1	0	1	1
BATHTUB MK REPLICA	1	41	1	0	1	1
BAUER 1	2	41	1	0	1	1
BAUMER-HEATH	1	41	1	0	1	1
BA0Y GREAT LAKES	1	41	1	0	1	1
BBD 2B	1	41	1	0	1	1
BB1	1	41	1	0	1	1
BC	2	41	1	0	2	2
BC-1	1	41	1	0	1	1
BC-65	2	41	1	0	3	3
BCA-2	1	41	1	0	1	1
BCS12D-4-85	2	41	1	0	1	1
BC12-D	2	41	1	0	21	21
BC12-D-MS1	2	41	1	0	1	1
BC12-65	2	41	1	0	2	2
BC12D-4-85	2	41	1	0	1	1
BD	4	41	1	0	2	2
BD 4	1	51	2	0	9	9
BD 5	1	41	1	0	4	4
BD 5B	1	41	1	0	4	4
BD 5D	1	41	1	0	1	1
BD-2	1	41	1	0	3	3
BD-4	4	41	1	0	114	114
BD-4-T	4	41	1	0	1	1
BD-4F	4	41	1	0	1	1
BD-4K	1	41	1	0	1	1

U.S. REGISTERED CIVIL AIRCRAFT
BY MANUFACTURER AND MODEL—NUMBER OF SEATS
AMATEUR/EXPERIMENTAL—PISTON
AS OF DECEMBER 31, 1993

Model/Series	Designation			Air Carrier	General Aviation	Total Aircraft
	Seats	Aircraft/ Engine Type	No. Engines			
BD-5	1	41	1	0	24	24
BD-5 MICRO MODEL B	1	41	1	0	1	1
BD-5-B	1	41	1	0	2	2
BD-5/B	1	41	1	0	1	1
BD-5A	1	41	1	0	5	5
BD-5B	1	41	1	0	45	45
BD-5J	1	41	1	0	1	1
BD-5W	1	41	1	0	1	1
BD-8	1	41	1	0	2	2
BD-9	1	41	1	0	1	1
BDL 1X	1	41	1	0	1	1
BDR V-8	2	41	1	0	1	1
BD4	4	41	1	0	1	1
BD4 AMPHIBIAN	2	41	1	0	1	1
BD5	1	41	1	0	1	1
BD5 A&B	1	41	1	0	1	1
BD5-A	1	41	1	0	1	1
BD5-B	1	41	1	0	2	2
BD5B	1	41	1	0	2	2
BEACHNER V8 SPECIAL	2	41	1	0	1	1
BEAR A	5	41	1	0	1	1
BEARCAT	1	41	1	0	5	5
BEARCAT MW	1	41	1	0	1	1
BEATS WALKIN	1	41	1	0	1	1
BEAVER	2	41	1	0	2	2
BEAVER DHC-2	8	41	1	0	1	1
BEAVER DHC-2 MK.1	8	41	1	0	3	3
BEAVER L-20A	8	41	1	0	1	1
BEAVER RX 550	2	41	1	0	3	3
BEAVER RX 650	2	41	1	0	1	1
BEAVER RX 650 DI	2	41	1	0	1	1
BEAVER RX-550	2	41	1	0	2	2
BEAVER RX550	2	41	1	0	1	1
BEAVER U-6A	8	41	1	0	2	2
BEBE JODEL D-9	1	41	1	0	1	1
BECKER VP-2	2	41	1	0	1	1
BEDE BD-4	2	41	1	0	7	7
BEDE BD-5	1	41	1	0	2	2
BEDE BD-5A	1	41	1	0	2	2
BEDE BD-5B	1	41	1	0	5	5
BEDE FOUR	1	41	1	0	1	1
BEDE IV	4	41	1	0	2	2
BEDE V	1	41	1	0	1	1
BEDE 4	4	41	1	0	8	8
BEDE 4 MOD "A"	4	41	1	0	1	1
BEDE 5	1	41	1	0	4	4
BEDE 5 B	1	41	1	0	1	1
BEDE 5B	1	41	1	0	4	4
BEDE-4	4	41	1	0	6	6
BEDE-5	1	41	1	0	6	6
BEDE-5B	1	41	1	0	2	2

U.S. REGISTERED CIVIL AIRCRAFT
BY MANUFACTURER AND MODEL—NUMBER OF SEATS
AMATEUR/EXPERIMENTAL—PISTON
AS OF DECEMBER 31, 1993

Model/Series	Designation			Air Carrier	General Aviation	Total Aircraft
	Seats	Aircraft/ Engine Type	No. Engines			
BEE	1	41	1	0	2	2
BEE GEE 1	1	41	1	0	1	1
BEE 2	1	41	1	0	1	1
BEESON BIPLANE BB-2	2	41	1	0	1	1
BEETS SPECIAL	1	41	1	0	1	1
BELL FOKKER DR-1	1	41	1	0	1	1
BELL FW 1	2	41	1	0	1	1
BELL/GLASAIR SH2	2	41	1	0	1	1
BENOIST MODEL B	1	41	1	0	1	1
BENSEN B-80	1	41	1	0	2	2
BENSEN B8M	1	41	1	0	1	1
BENSEN B80	1	41	1	0	1	1
BENSON 791	1	41	1	0	1	1
BERKUT	2	41	1	0	1	1
BERT BF5	1	41	1	0	1	1
BERT RUTAN 97-M	2	41	1	0	1	1
BERYL	2	41	1	0	1	1
BERYL CP-750	2	41	1	0	1	1
BETTYPLANE	1	41	1	0	1	1
BE2C REPLICA	1	41	1	0	1	1
BF-2	2	41	1	0	1	1
BF-65	2	41	1	0	1	1
BF-85	2	41	1	0	1	1
BFB-1A	1	41	1	0	1	1
BFS-1	2	41	1	0	1	1
BF12-65	2	41	1	0	2	2
BGL	2	41	1	0	1	1
BH 1	2	41	1	0	1	1
BH-3	2	41	1	0	1	1
BI-PLANE	1	41	1	0	3	3
BI-PLANE SINGLE SEAT	2	41	1	0	1	1
BIBI PLANE	1	41	1	0	1	1
BIERLY KITFOX 2	2	41	1	0	1	1
BIG L	2	41	1	0	1	1
BIG MAX	1	41	1	0	1	1
BII	2	41	1	0	1	1
BILL'S AIR CASTLE	2	41	1	0	1	1
BIPE	2	41	1	0	1	1
BIPE C	2	41	1	0	1	1
BIPE-I	1	41	1	0	1	1
BIPLANE	1	41	1	0	13	13
BIPLANE HL	1	41	1	0	1	1
BIPLANE WILLIE II	2	41	1	0	1	1
BIPLANE 1	1	41	1	0	1	1
BIRD	2	41	1	0	1	1
BIRD CK	3	41	1	0	1	1
BIRDMAN	1	41	1	0	1	1
BIRDMAN TL-1	1	41	1	0	2	2
BIRDMAN TL-1A	1	41	1	0	2	2
BIRDMAN TLIA	1	41	1	0	1	1
BIRDMAN TL1A	1	41	1	0	1	1

U.S. REGISTERED CIVIL AIRCRAFT
BY MANUFACTURER AND MODEL—NUMBER OF SEATS
AMATEUR/EXPERIMENTAL—PISTON
AS OF DECEMBER 31, 1993

Model/Series	Designation			Air Carrier	General Aviation	Total Aircraft
	Seats	Aircraft/ Engine Type	No. Engines			
BISHOP-ACRO	1	41	1	0	1	1
BJ-1B DUSTER	1	41	1	0	1	1
BJ'S SPORT B1	1	41	1	0	1	1
BK	3	41	1	0	1	1
BL	1	41	1	0	1	1
BL-65	2	41	1	0	2	2
BLACK BIRD	1	41	1	0	1	1
BLACK FALCO F8	2	41	1	0	1	1
BLACK HAWK	2	41	1	0	1	1
BLACK MAGIC	1	41	1	0	1	1
BLATTER ADVANTAGE	1	41	1	0	1	1
BLERIOT XI	1	41	1	0	1	1
BLERIOT 11	1	41	1	0	1	1
BLISS COMMANDO P-1	1	41	1	0	1	1
BLISS QUICKIE	1	41	1	0	1	1
BLOSSER VIP/COBRA	2	41	1	0	1	1
BLUE BOOK	1	41	1	0	1	1
BLUE SKY	1	41	1	0	1	1
BLUEHAWK	2	41	1	0	1	1
BL12-65	2	41	1	0	1	1
BM-1	1	41	1	0	3	3
BMP	1	41	1	0	1	1
BMW	1	41	1	0	1	1
BM12	2	41	1	0	1	1
BM8 GRYOCOPTER	1	41	1	0	1	1
BNF	1	41	1	0	1	1
BOBCAT	1	41	1	0	7	7
BOBCAT-1	1	41	1	0	1	1
BOEING/JONES 75	2	41	1	0	7	7
BOLINGBROKE MK IV	4	51	2	0	2	2
BOLKOW BO 208C JR.	2	41	1	0	2	2
BONURA RV-4	2	41	1	0	1	1
BONZO'S SPITFIRE	1	41	1	0	1	1
BOOTSTRAP B-2	1	41	1	0	1	1
BORDEM FIGHTER	1	41	1	0	1	1
BOREDOM FIGHTER	2	41	1	0	7	7
BOREDOM FIGHTER M	1	41	1	0	1	1
BOREDOM FIGHTER W 11	1	41	1	0	1	1
BOREDOM FIGHTER W-11	1	41	1	0	1	1
BOREDOM FIGHTER WII	1	41	1	0	1	1
BOREDOM FIGHTER 11	1	41	1	0	1	1
BOSELY KR-2	2	41	1	0	1	1
BOWER RV 4	2	41	1	0	1	1
BOWERS BI-BABY	1	41	1	0	3	3
BOWERS FLAY BABY I	1	41	1	0	1	1
BOWERS FLY BABY	1	41	1	0	19	19
BOWERS FLY BABY FB1A	1	41	1	0	1	1
BOWERS FLY BABY IB	1	41	1	0	1	1
BOWERS FLY BABY 1-A	1	41	1	0	2	2
BOWERS FLY BABY 1A	4	41	1	0	13	13
BOWERS FLY-BABY	1	41	1	0	1	1

U.S. REGISTERED CIVIL AIRCRAFT
BY MANUFACTURER AND MODEL—NUMBER OF SEATS
AMATEUR/EXPERIMENTAL—PISTON
AS OF DECEMBER 31, 1993

Model/Series	Designation			Air Carrier	General Aviation	Total Aircraft
	Seats	Aircraft/ Engine Type	No. Engines			
BOWERS FLYBABY	1	41	1	0	8	8
BOWERS FLYBABY A-1	1	41	1	0	1	1
BOWERS FLYBABY A1	1	41	1	0	1	1
BOWERS FLYBABY I	1	41	1	0	1	1
BOWERS FLYBABY IA	1	41	1	0	1	1
BOWERS FLYBABY PETE	1	41	1	0	1	1
BOWERS FLYBABY 1	1	41	1	0	1	1
BOWERS FLYBABY 1-A	2	41	1	0	4	4
BOWERS FLYBABY 1A	1	41	1	0	11	11
BOWERS FLYBABY 1A-X	1	41	1	0	1	1
BOWERS 1B	1	41	1	0	1	1
BOWERS 5S	1	41	1	0	1	1
BOXMOTH	1	41	1	0	1	1
BOYD GR-7 PANTHER	1	41	1	0	1	1
BPS	2	41	1	0	1	1
BRADFORD SEAHAWK	2	41	1	0	1	1
BREEZY	2	41	1	0	48	48
BREEZY BYPLANE	2	41	1	0	1	1
BREEZY CB-1	3	41	1	0	1	1
BREEZY CVA	1	41	1	0	1	1
BREEZY DDJ-1	2	41	1	0	1	1
BREEZY EB	2	41	1	0	1	1
BREEZY GE-1	3	41	1	0	1	1
BREEZY JF1	2	41	1	0	1	1
BREEZY PETE	2	41	1	0	1	1
BREEZY PUSHER	2	41	1	0	1	1
BREEZY R.L.U.-1	2	41	1	0	1	1
BREEZY RL-1	3	41	1	0	1	1
BREEZY RLU 1	1	41	1	0	1	1
BREEZY RLU-1	2	41	1	0	30	30
BREEZY RLU-1A	1	41	1	0	1	1
BREEZY RUL-1	1	41	1	0	5	5
BREEZY SPECIAL HB69	2	41	1	0	1	1
BREEZY TA-1	2	41	1	0	1	1
BREEZY 1	1	41	1	0	1	1
BREEZY 125	1	41	1	0	1	1
BREEZY 1972-B	2	41	1	0	1	1
BREEZY 1978	2	41	1	0	1	1
BREEZY-FWS	2	41	1	0	1	1
BRICE STITZ	1	41	1	0	1	1
BRISTOL FIGHTER F2B	2	41	1	0	1	1
BRITT SKYBOLT	2	41	1	0	1	1
BROKAW VARIEZE	2	41	1	0	1	1
BROWN RACER (REP)B-2	1	41	1	0	1	1
BROWNS SPECIAL	2	41	1	0	1	1
BRUTIS	3	41	1	0	1	1
BRV6 STOL	4	41	1	0	1	1
BR1	1	41	1	0	1	1
BSO	3	41	1	0	1	1
BT-13	2	41	1	0	1	1
BT-13A	2	41	1	0	7	7

U.S. REGISTERED CIVIL AIRCRAFT
BY MANUFACTURER AND MODEL—NUMBER OF SEATS
AMATEUR/EXPERIMENTAL—PISTON
AS OF DECEMBER 31, 1993

Model/Series	Designation			Air Carrier	General Aviation	Total Aircraft
	Seats	Aircraft/ Engine Type	No. Engines			
BT-13B	2	41	1	0	1	1
BT-13B (SNV-2)	2	41	1	0	1	1
BTS1	3	41	1	0	1	1
BU 131	2	41	1	0	1	1
BU 133	2	41	1	0	6	6
BU-133	1	41	1	0	3	3
BU-180	2	41	1	0	1	1
BUCANEER II	2	41	1	0	1	1
BUCANEER XA 650	2	41	1	0	1	1
BUCCANEER B2A 650	2	41	1	0	1	1
BUCCANEER II	3	41	1	0	11	11
BUCCANEER II B2B-582	2	41	1	0	1	1
BUCCANEER II XA 650	2	41	1	0	2	2
BUCCANEER II XA650	2	41	1	0	3	3
BUCCANEER SX	1	41	1	0	2	2
BUCCANEER XA	1	41	1	0	1	1
BUCCANEER XA 650	2	41	1	0	3	3
BUCCANEER XA-430	1	41	1	0	2	2
BUCCANEER XA650	2	41	1	0	7	7
BUCCANEER 2 PL-650	2	41	1	0	1	1
BUCCANNEER B2A	2	41	1	0	1	1
BUCKAROO	2	41	1	0	1	1
BUCKER	1	41	1	0	1	1
BUCKER AERO Z 131	2	41	1	0	1	1
BUCKER BU-131	2	41	1	0	1	1
BUCKER BU-131B	1	41	1	0	1	1
BUCKER BU-181	2	41	1	0	1	1
BUCKER JUNGMAN	1	41	1	0	1	1
BUCKER JUNGMANN	2	41	1	0	1	1
BUCKER 1.131	2	41	1	0	1	1
BUCKEYE B	1	41	1	0	1	1
BUDDY BABY LAKES	1	41	1	0	2	2
BUECKER 131	2	41	1	0	5	5
BUECKER 133	1	41	1	0	1	1
BUG BOOM	2	41	1	0	1	1
BUHL-BULL PUP	1	41	1	0	1	1
BUKER 131	2	41	1	0	1	1
BULLET TRIKE	2	41	1	0	1	1
BUM BEE	1	41	1	0	1	1
BURCHINAL T33	2	41	1	0	1	1
BURD I	2	41	1	0	1	1
BURKE MUSTANG MII	2	41	1	0	1	1
BURKHART TUHOLER	2	41	1	0	1	1
BURLESON ROCKET 532	1	41	1	0	1	1
BURTCH-FIKE	1	41	1	0	1	1
BUSBY MUSTANG	1	41	1	0	1	1
BUSBY MUSTANG II	2	41	1	0	3	3
BUSH HAWK	4	41	1	0	1	1
BUSH-HOPPER 1	1	41	1	0	1	1
BUSHBY	1	41	1	0	1	1
BUSHBY M II	2	41	1	0	1	1

U.S. REGISTERED CIVIL AIRCRAFT
BY MANUFACTURER AND MODEL—NUMBER OF SEATS
AMATEUR/EXPERIMENTAL—PISTON
AS OF DECEMBER 31, 1993

Model/Series	Designation			Air Carrier	General Aviation	Total Aircraft
	Seats	Aircraft/ Engine Type	No. Engines			
BUSHBY MDGT MUSTANG	1	41	1	0	1	1
BUSHBY MIDGET MM-1	1	41	1	0	1	1
BUSHBY MIDGET MUSTNG	1	41	1	0	1	1
BUSHBY MM-1	1	41	1	0	2	2
BUSHBY MMII	2	41	1	0	1	1
BUSHBY MM1	1	41	1	0	1	1
BUSHBY MUSTANG	2	41	1	0	3	3
BUSHBY MUSTANG I	1	41	1	0	1	1
BUSHBY MUSTANG II	2	41	1	0	45	45
BUSHBY MUSTANG M II	2	41	1	0	5	5
BUSHBY MUSTANG M-II	2	41	1	0	10	10
BUSHBY MUSTANG M-1	1	41	1	0	1	1
BUSHBY MUSTANG MII	2	41	1	0	5	5
BUSHBY MUSTANG MM-I	1	41	1	0	1	1
BUSHBY MUSTANG MM-1	1	41	1	0	1	1
BUSHBY MUSTANG MMII	1	41	1	0	1	1
BUSHBY MUSTANG MM1	1	41	1	0	2	2
BUSHBY MUSTANG M2	2	41	1	0	1	1
BUSHBY MUSTANG 1	1	41	1	0	1	1
BUSHBY MUSTANG 2	1	41	1	0	1	1
BUSHBY MUSTANG-I	1	41	1	0	1	1
BUSHBY MUSTANG-II	2	41	1	0	1	1
BUSHMASTER	2	41	1	0	4	4
BUSHMASTER II	2	41	1	0	1	1
BUSHWACKER	4	41	1	0	1	1
BUTT ALPHA	2	41	1	0	1	1
BU131	1	41	1	0	1	1
BU133	1	41	1	0	2	2
BU133L	1	41	1	0	1	1
BU133S	2	41	1	0	1	1
BV-1	1	41	1	0	1	1
BW-1	2	41	1	0	1	1
BWM-2	1	41	1	0	1	1
BX 200	2	41	1	0	1	1
BX-2001	2	41	1	0	1	1
BYERS VARIEZE	2	41	1	0	1	1
BZR-2	2	41	1	0	1	1
B1	5	41	1	0	1	1
B1-RD	1	41	1	0	3	3
B1-RD AB	2	41	1	0	1	1
B17E	5	41	1	0	1	1
B2 BUCCANEER	2	41	1	0	1	1
B2-RD	1	41	1	0	2	2
B2A 650	2	41	1	0	1	1
B23	4	41	1	0	1	1
B290	5	51	2	0	1	1
B35	4	41	1	0	1	1
B36TC	6	41	1	0	1	1
B75L	2	41	1	0	2	2
B75N1	2	41	1	0	10	10
B8-DB	1	41	1	0	1	1

U.S. REGISTERED CIVIL AIRCRAFT
BY MANUFACTURER AND MODEL—NUMBER OF SEATS
AMATEUR/EXPERIMENTAL—PISTON
AS OF DECEMBER 31, 1993

Model/Series	Designation			Air Carrier	General Aviation	Total Aircraft
	Seats	Aircraft/ Engine Type	No. Engines			
B85C	2	41	1	0	4	4
B95	5	51	2	0	3	3
C	1	41	1	0	22	22
C AVID FLYER	2	41	1	0	2	2
C G S HAWK	1	41	1	0	1	1
C G S HAWK II	2	41	1	0	1	1
C G S HAWK-B	1	41	1	0	1	1
C II	2	41	1	0	1	1
C MODIFIED	1	41	1	0	1	1
C W CHAMP 7AC	2	41	1	0	1	1
C W CHAMP-3	1	41	1	0	1	1
C.A.S.A. 1.131	1	41	1	0	31	31
C.H.-1	1	41	1	0	1	1
C.P.750-BERYL	2	41	1	0	1	1
C.W. CHAMP 7AC	2	41	1	0	1	1
C-D	1	41	1	0	1	1
C-II-M	1	41	1	0	1	1
C-1	1	41	1	0	5	5
C-1 FLYER	1	41	1	0	1	1
C-1A	9	51	2	0	7	7
C-10	1	41	1	0	1	1
C-118	96	51	4	0	1	1
C-118A	96	51	4	0	2	2
C-119G	52	51	2	0	1	1
C-119L	52	51	2	0	1	1
C-121	1	41	1	0	1	1
C-123K	52	51	5	0	2	2
C-2	4	41	1	0	2	2
C-3	2	41	1	0	2	2
C-3 AERONCA REPRODCT	2	41	1	0	1	1
C-45H	10	51	2	0	4	4
C-46	65	51	2	0	1	1
C-46A	65	51	2	0	1	1
C-50	6	51	2	0	1	1
C-54	60	51	4	0	1	1
C-54G	60	51	4	0	1	1
C-85	1	41	1	0	1	1
C-97-G	93	51	4	0	1	1
CA 65	2	41	1	0	3	3
CA.65-SKY-FLY	2	41	1	0	1	1
CA-61	2	41	1	0	1	1
CA-65	2	41	1	0	5	5
CA-65A	2	41	1	0	1	1
CALAVAIR	2	41	1	0	1	1
CALLAIR A-9B	2	41	1	0	1	1
CALVERT P-51	2	41	1	0	1	1
CALVIN DRIFTER	2	41	1	0	1	1
CALYPSO	1	41	1	0	2	2
CAM	2	41	1	0	1	1
CAMAIR C-2	4	41	1	0	1	1
CAMEL	1	41	1	0	1	1

U.S. REGISTERED CIVIL AIRCRAFT
BY MANUFACTURER AND MODEL—NUMBER OF SEATS
AMATEUR/EXPERIMENTAL—PISTON
AS OF DECEMBER 31, 1993

Model/Series	Designation			Air Carrier	General Aviation	Total Aircraft
	Seats	Aircraft/ Engine Type	No. Engines			
CAMP PITTS S1S	1	41	1	0	1	1
CANARD C3A	2	41	1	0	1	1
CANARY HAWK	1	41	1	0	1	1
CANGIE WC-1	1	41	1	0	1	1
CAP 10B	2	41	1	0	1	1
CAP 20LS-200	1	41	1	0	1	1
CAP 21	1	41	1	0	2	2
CAP 231	1	41	1	0	1	1
CAPELLA	1	41	1	0	2	2
CAPELLA CLASSIC	1	41	1	0	1	1
CAPELLA TD	1	41	1	0	1	1
CAPELLA X-S	2	41	1	0	1	1
CAPELLA XS	2	41	1	0	2	2
CAPELLA XS 912	2	41	1	0	1	1
CAPELLEN	2	41	1	0	1	1
CAPTAIN II	2	41	1	0	1	1
CAPTAIN-1	2	41	1	0	1	1
CAPUTO RAGWING RNS-1	1	41	1	0	1	1
CARAVELLE CLIPPER	2	41	1	0	1	1
CARIBOU DHC-4A	32	51	2	0	1	1
CARLSON SPARROW II	2	41	1	0	1	1
CARRERA 180	2	41	1	0	1	1
CARTER B-8M	1	41	1	0	1	1
CARTER-PITTS S1S	1	41	1	0	1	1
CARTIER HARRYHOUDINI	1	41	1	0	1	1
CASA-352-L	18	51	3	0	1	1
CASSUETT	1	41	1	0	1	1
CASSUIT SPORT RACER	1	41	1	0	1	1
CASSUTT	1	41	1	0	17	17
CASSUTT CJS	1	41	1	0	1	1
CASSUTT DH2	1	41	1	0	1	1
CASSUTT FORMULA V	1	41	1	0	1	1
CASSUTT II	1	41	1	0	1	1
CASSUTT II M	1	41	1	0	2	2
CASSUTT III	1	41	1	0	4	4
CASSUTT III A	1	41	1	0	1	1
CASSUTT III L	1	41	1	0	1	1
CASSUTT III M	1	41	1	0	39	39
CASSUTT III M 125	1	41	1	0	1	1
CASSUTT III M 2	1	41	1	0	1	1
CASSUTT III MOD	1	41	1	0	1	1
CASSUTT III SPTRACER	1	41	1	0	1	1
CASSUTT III-M	1	41	1	0	5	5
CASSUTT IIIM	1	41	1	0	12	12
CASSUTT M-II	1	41	1	0	1	1
CASSUTT MOD III	1	41	1	0	1	1
CASSUTT MODCASS-1	1	41	1	0	1	1
CASSUTT RACER	1	41	1	0	3	3
CASSUTT RACER II	1	41	1	0	1	1
CASSUTT RACER 111M	1	41	1	0	1	1
CASSUTT SPECIAL	2	41	1	0	3	3

U.S. REGISTERED CIVIL AIRCRAFT
BY MANUFACTURER AND MODEL—NUMBER OF SEATS
AMATEUR/EXPERIMENTAL—PISTON
AS OF DECEMBER 31, 1993

Model/Series	Designation			Air Carrier	General Aviation	Total Aircraft
	Seats	Aircraft/ Engine Type	No. Engines			
CASSUTT SPORT	1	41	1	0	1	1
CASSUTT SPORT III M	1	41	1	0	1	1
CASSUTT SPORT RACER	1	41	1	0	1	1
CASSUTT SPORT/RACER	1	41	1	0	1	1
CASSUTT SPORTER M II	1	41	1	0	1	1
CASSUTT SPORTS RACER	1	41	1	0	1	1
CASSUTT 111 M	1	41	1	0	1	1
CASSUTT 111-M	1	41	1	0	1	1
CASSUTT 111M	1	41	1	0	9	9
CASSUTT 3	1	41	1	0	1	1
CASSUTT 3M	1	41	1	0	6	6
CASSUTT-III M	1	41	1	0	1	1
CASSUTT-IIIM	1	41	1	0	1	1
CASSUTT-1	1	41	1	0	1	1
CASSUTT-111M	1	41	1	0	1	1
CASSUTT-3M	1	41	1	0	3	3
CAST-AIR	2	41	1	0	1	1
CASTLEN GLASAIR	2	41	1	0	1	1
CAUDRON G-3	1	41	1	0	1	1
CAVALIER	2	41	1	0	5	5
CAVALIER SA 102 5	2	41	1	0	1	1
CAVALIER SA 102.5	2	41	1	0	3	3
CAVALIER SA 105	2	41	1	0	1	1
CAVALIER SA-102	1	41	1	0	2	2
CAVALIER SA-102.5	2	41	1	0	3	3
CAVALIER SA-102-5EM	2	41	1	0	1	1
CAVALIER SA-105	2	41	1	0	1	1
CAVALIER SA102.5	2	41	1	0	6	6
CAVALIER 102 5	2	41	1	0	1	1
CAVALIER 102.5	2	41	1	0	7	7
CAVALIER 1970	2	41	1	0	1	1
CAYUSE	2	41	1	0	1	1
CA61	1	41	1	0	1	1
CA61 MINI ACE	2	41	1	0	1	1
CA61-F	1	41	1	0	1	1
CA65	2	41	1	0	2	2
CB SCOUT	1	41	1	0	1	1
CB SPRT TRNR WAGAERO	2	41	1	0	1	1
CB-001-A	1	41	1	0	1	1
CB-1	2	41	1	0	6	6
CCW-5	1	51	2	0	1	1
CD 1	1	41	1	0	1	1
CE 1	1	41	1	0	1	1
CELEBRITY	2	41	1	0	6	6
CELEBRITY MNI STRMAN	2	41	1	0	1	1
CELERITY	2	41	1	0	2	2
CELESTE	2	41	1	0	1	1
CENTERWING	1	41	1	0	1	1
CESSNA BECK/120	2	41	1	0	1	1
CF-1	2	41	1	0	1	1
CF-4	4	41	1	0	1	1

U.S. REGISTERED CIVIL AIRCRAFT
BY MANUFACTURER AND MODEL—NUMBER OF SEATS
AMATEUR/EXPERIMENTAL—PISTON
AS OF DECEMBER 31, 1993

Model/Series	Designation			Air Carrier	General Aviation	Total Aircraft
	Seats	Aircraft/ Engine Type	No. Engines			
CG-1	2	41	1	0	1	1
CGS HAWK	1	41	1	0	31	31
CGS HAWK A	1	41	1	0	10	10
CGS HAWK B	1	41	1	0	1	1
CGS HAWK I	1	41	1	0	1	1
CGS HAWK II	1	41	1	0	3	3
CGS HAWK MOD A	2	41	1	0	1	1
CGS HAWK MODEL A	1	41	1	0	3	3
CGS HAWK MODEL B	1	41	1	0	2	2
CGS HAWK-A	1	41	1	0	1	1
CGS-HAWK-A	1	41	1	0	2	2
CG3	1	41	1	0	1	1
CH	2	41	1	0	1	1
CH II	2	41	1	0	1	1
CH 701	2	41	1	0	3	3
CH 701 S T O L	2	41	1	0	1	1
CH 701/U	2	41	1	0	1	1
CH-1	2	41	1	0	1	1
CH-2	2	41	1	0	1	1
CH-200	2	41	1	0	1	1
CH-3 SUPERFUN	3	41	1	0	1	1
CH-300 ZENITH	3	41	1	0	1	1
CH-601-HD ZODIAC	2	41	1	0	1	1
CH-701	2	41	1	0	4	4
CHALENGER 1PL SPECIA	1	41	1	0	1	1
CHALLANGER II	2	41	1	0	1	1
CHALLANGER II SPECIA	2	41	1	0	1	1
CHALLENGER	1	41	1	0	24	24
CHALLENGER CW II	2	41	1	0	1	1
CHALLENGER I	1	41	1	0	5	5
CHALLENGER II	2	41	1	0	181	181
CHALLENGER II CH2	2	41	1	0	1	1
CHALLENGER II CLP WG	2	41	1	0	1	1
CHALLENGER II CW	2	41	1	0	3	3
CHALLENGER II SPEC	2	41	1	0	28	28
CHALLENGER II SPECIA	2	41	1	0	4	4
CHALLENGER II SPECL	2	41	1	0	1	1
CHALLENGER II STD	2	41	1	0	2	2
CHALLENGER SPEC	1	41	1	0	2	2
CHALLENGER SPEC II	2	41	1	0	1	1
CHALLENGER SPECIAL	2	41	1	0	2	2
CHALLENGER TWO	2	41	1	0	1	1
CHALLENGER TWO PLACE	2	41	1	0	1	1
CHALLENGER 2	2	41	1	0	5	5
CHALLENGER 2 PLACE	2	41	1	0	4	4
CHALLENGER 2PL/CW	2	41	1	0	1	1
CHALLNEGER II	2	41	1	0	1	1
CHALLNGER II SPEC KT	2	41	1	0	1	1
CHAMPION JUPITER B-1	1	41	1	0	1	1
CHAPMAN RV 4	2	41	1	0	1	1
CHAPMAN SPECIAL	1	41	1	0	1	1

U.S. REGISTERED CIVIL AIRCRAFT
BY MANUFACTURER AND MODEL—NUMBER OF SEATS
AMATEUR/EXPERIMENTAL—PISTON
AS OF DECEMBER 31, 1993

Model/Series	Designation			Air Carrier	General Aviation	Total Aircraft
	Seats	Aircraft/ Engine Type	No. Engines			
CHARGER MA-5	2	41	1	0	1	1
CHATTERS WAGABOND	1	41	1	0	1	1
CHECKMATE	2	41	1	0	1	1
CHICKEN PLUCKER	1	41	1	0	1	1
CHIPAWA II FP-2	2	41	1	0	1	1
CHIPMUNK	2	41	1	0	1	1
CHIPMUNK DHC-1T10	2	41	1	0	2	2
CHIPMUNK DH22	2	41	1	0	1	1
CHIPMUNK T.10 MK-22	2	41	1	0	3	3
CHIPMUNK 22A	2	41	1	0	2	2
CHISUM SCRAPS	2	41	1	0	1	1
CHLNGR CLP WNG SPEC	2	41	1	0	1	1
CHOTIA-460	1	41	1	0	1	1
CHOUEST EAGLE II	2	41	1	0	1	1
CHRIS TENA MINICOUPE	1	41	1	0	1	1
CHRISTAVIA MK I	2	41	1	0	7	7
CHRISTAVIA MK 1	2	41	1	0	2	2
CHRISTAVIA MK 4	4	41	1	0	1	1
CHRISTAVIA MK-I	2	41	1	0	1	1
CHRISTAVIA MK-1	2	41	1	0	4	4
CHRISTAVIA MK1	2	41	1	0	2	2
CHRISTAVIA SS-5	2	41	1	0	1	1
CHRISTAVIAMK I	2	41	1	0	1	1
CHRISTEN EAGLE	2	41	1	0	15	15
CHRISTEN EAGLE II	2	41	1	0	238	238
CHRISTEN EAGLE-I	1	41	1	0	3	3
CHRISTEN EAGLE-II	2	41	1	0	18	18
CHRISTEN EAGLE-II SE	2	41	1	0	1	1
CHRISTEN EAGLEII	2	41	1	0	2	2
CHRISTEN II	2	41	1	0	1	1
CHRISTENA MINI COUPE	1	41	1	0	2	2
CHRISTENA MINICOUPE	1	41	1	0	2	2
CHRISTENNA MINICOUPE	1	41	1	0	1	1
CHRISTIAN EAGLE	2	41	1	0	1	1
CHRISTIAN EAGLE II	2	41	1	0	20	20
CHRISTINA	1	41	1	0	1	1
CHUBY CUBY	4	41	1	0	1	1
CHUJIAO 6	2	41	1	0	1	1
CHUM	1	41	1	0	1	1
CHUPA	2	41	1	0	1	1
CHURCH CHALLENGER II	2	41	1	0	1	1
CHURCH MIDWING	2	41	1	0	1	1
CHURCH MIDWING JC-1	1	41	1	0	1	1
CH2	2	41	1	0	2	2
CH250	2	41	1	0	1	1
CH300 PACEMAKER	6	41	1	0	1	1
CH400 SKYROCKET	6	41	1	0	1	1
CH600 ZODIAC	2	41	1	0	1	1
CH601HDS	2	41	1	0	1	1
CICIDA	1	41	1	0	1	1
CIRCA NIEUPORT II	1	41	1	0	2	2

U.S. REGISTERED CIVIL AIRCRAFT
BY MANUFACTURER AND MODEL—NUMBER OF SEATS
AMATEUR/EXPERIMENTAL—PISTON
AS OF DECEMBER 31, 1993

Model/Series	Designation			Air Carrier	General Aviation	Total Aircraft
	Seats	Aircraft/ Engine Type	No. Engines			
CIRRUS	4	41	1	0	1	1
CIRRUS C30	4	41	1	0	1	1
CIRRUS VK 30	2	41	1	0	2	2
CIRRUS VK-30	5	41	1	0	1	1
CIRRUS VK30	4	41	1	0	2	2
CJ 1	1	41	1	0	1	1
CJ 1 STARLET	1	41	1	0	1	1
CJ-1	1	41	1	0	2	2
CJ-6A	1	41	1	0	9	9
CJ1 STARLET	1	41	1	0	1	1
CJ2V	1	41	1	0	1	1
CK	3	41	1	0	2	2
CL-601-2A12	21	51	2	0	1	1
CLARK SPECIAL	1	41	1	0	1	1
CLASSIC	2	41	1	0	6	6
CLASSIC FISHER BI	2	41	1	0	1	1
CLAYTON SPECIAL	2	41	1	0	1	1
CLEARY CL-1	1	41	1	0	1	1
CLICK GLASAIR	2	41	1	0	1	1
CLIMAX I	2	41	1	0	1	1
CLINE EAGLE II	2	41	1	0	1	1
CLIP WING CUB	2	41	1	0	1	1
CLIP WING DART	2	41	1	0	1	1
CLIP WING SPECIAL 2P	2	41	1	0	1	1
CLIPPED WING CUB	2	41	1	0	1	1
CLIPPED WNG SPEC	2	41	1	0	1	1
CLIPPED-WING CUB	2	41	1	0	1	1
CLIPPER	2	41	1	0	2	2
CLOUD BUSTER	2	41	1	0	1	1
CLOUD DANCER JENNY	1	41	1	0	1	1
CLOUD DANCER JN 4DII	2	41	1	0	1	1
CLOUD NINE	4	41	1	0	1	1
CLOUDHAWK	1	41	1	0	1	1
CM-1	2	41	1	0	1	1
CMI	1	41	1	0	1	1
CMNWEALTH BOOMERANG	2	41	1	0	1	1
CM2G1-S	1	41	1	0	1	1
CNA-40	1	41	1	0	1	1
CO-Z	3	41	1	0	1	1
CO-2	2	41	1	0	1	1
COBRA	1	41	1	0	3	3
COBRA HP	1	41	1	0	1	1
COBRA VIP	1	41	1	0	2	2
COCKATOO	2	41	1	0	1	1
COLLIER AMBASSADOR-1	2	41	1	0	1	1
COMPETITOR	2	41	1	0	1	1
COMPETITOR-I	1	41	1	0	1	1
CONDER III+2	2	41	1	0	2	2
CONDOR II	2	41	1	0	7	7
CONDOR III	2	41	1	0	6	6
CONDOR III + II	2	41	1	0	1	1

U.S. REGISTERED CIVIL AIRCRAFT
BY MANUFACTURER AND MODEL—NUMBER OF SEATS
AMATEUR/EXPERIMENTAL—PISTON
AS OF DECEMBER 31, 1993

Model/Series	Designation			Air Carrier	General Aviation	Total Aircraft
	Seats	Aircraft/ Engine Type	No. Engines			
CONDOR III + 2	2	41	1	0	3	3
CONDOR III +2	2	41	1	0	1	1
CONDOR III & II	1	41	1	0	1	1
CONDOR III 500	1	41	1	0	1	1
CONDOR III+II	2	41	1	0	3	3
CONDOR III+2	2	41	1	0	4	4
CONDOR III+2 500	2	41	1	0	1	1
CONDOR 3-2	2	41	1	0	1	1
CONOVER SKYBOLT	2	41	1	0	1	1
CONSOLIDATED VUL L5	10	51	4	0	1	1
CONTROLWING GS10	1	41	1	0	1	1
COOPER	2	41	1	0	1	1
COOT	2	41	1	0	1	1
COOT "A"	2	41	1	0	1	1
COOT A	2	41	1	0	5	5
COOT A-AMPHIB	2	41	1	0	1	1
COOT-A	2	41	1	0	10	10
COOT-A AMPHIBIAN	2	41	1	0	1	1
COOT-AMPHIBIAN	2	41	1	0	1	1
CORBEN "D"	1	41	1	0	1	1
CORBEN ACE D	1	41	1	0	1	1
CORBEN ACE HP-1	1	41	1	0	1	1
CORBEN ACE JR E	2	41	1	0	1	1
CORBEN BABY ACE	1	41	1	0	3	3
CORBEN BABY ACE "C"	1	41	1	0	1	1
CORBEN BABY ACE C	2	41	1	0	2	2
CORBEN BABY ACE D	1	41	1	0	4	4
CORBEN BABY ACE E	1	41	1	0	1	1
CORBEN JR ACE	2	41	1	0	3	3
CORBEN JR ACE E	2	41	1	0	3	3
CORBEN JR ACE-E	2	41	1	0	1	1
CORBEN JR. ACE E	1	41	1	0	1	1
CORBEN JUNIOR ACE	2	41	1	0	4	4
CORBEN JUNIOR ACE E	2	41	1	0	1	1
CORBEN SUPER ACE	1	41	1	0	1	1
CORBEN SUPER ACE FB	1	41	1	0	1	1
CORBIN ACE MODEL "D"	1	41	1	0	1	1
CORBIN BABY ACE	1	41	1	0	4	4
CORBIN BABY ACE D	1	41	1	0	2	2
CORBIN HUNTER JR ACE	2	41	1	0	1	1
CORBIN JR ACE	2	41	1	0	1	1
CORBIN JR ACE-E	2	41	1	0	1	1
CORBIN JR. ACE MOD.	2	41	1	0	1	1
CORBIN JUNIOR ACE E	1	41	1	0	2	2
CORBY CJ-1 STARLET	1	41	1	0	1	1
CORBY STARLET	1	41	1	0	2	2
CORBYS CJ1 STARLET	1	41	1	0	1	1
CORNELL-26	2	41	1	0	1	1
CORSAIR	1	41	1	0	1	1
CORSAIR F-4U-4	1	41	1	0	1	1
CORSAIR F4U	1	41	1	0	1	1

U.S. REGISTERED CIVIL AIRCRAFT
BY MANUFACTURER AND MODEL—NUMBER OF SEATS
AMATEUR/EXPERIMENTAL—PISTON
AS OF DECEMBER 31, 1993

Model/Series	Designation			Air Carrier	General Aviation	Total Aircraft
	Seats	Aircraft/ Engine Type	No. Engines			
CORSAIR MKII	2	41	1	0	1	1
COSMAN MODEL 1	1	41	1	0	1	1
COSMIC WIND	1	41	1	0	1	1
COSMOS PROFIL 19	2	41	1	0	1	1
COSY CLASSIC	3	41	1	0	2	2
COUGAR	1	41	1	0	11	11
COUGAR FW	1	41	1	0	1	1
COUGAR G.U.D.-1	2	41	1	0	1	1
COUGAR I	1	41	1	0	3	3
COUGAR II	2	41	1	0	1	1
COUGAR MGE-1	2	41	1	0	1	1
COUGAR SBS	2	41	1	0	1	1
COUGAR TY-1	1	41	1	0	1	1
COUGAR WIND-1	1	41	1	0	1	1
COUGAR 1	1	41	1	0	7	7
COUGAR-TAILWIND	1	41	1	0	1	1
COUGAR-1	2	41	1	0	3	3
COUGER	2	41	1	0	1	1
COUIRER S-7	2	41	1	0	1	1
COUPE	2	41	1	0	1	1
COURTNEY TWO	2	41	1	0	1	1
COYOTE 150	2	41	1	0	1	1
COYOTE 180	2	41	1	0	1	1
COZY	3	41	1	0	51	51
COZY CUB	4	41	1	0	1	1
COZY LONG EZ	2	41	1	0	1	1
COZY MARK IV	4	41	1	0	4	4
COZY MK III	1	41	1	0	1	1
COZY MK IV	4	41	1	0	2	2
COZY 3 PLACE	3	41	1	0	1	1
CP 301	2	41	1	0	2	2
CP-30	2	41	1	0	1	1
CP-301	2	41	1	0	2	2
CP-301-A	2	41	1	0	2	2
CP-301A	2	41	1	0	1	1
CP-304	2	41	1	0	1	1
CP-304A	2	41	1	0	1	1
CP-305	2	41	1	0	3	3
CP-311	2	41	1	0	1	1
CP301	2	41	1	0	1	1
CP328 SUPER EMERAUDE	2	41	1	0	2	2
CR 1	2	41	1	0	1	1
CRAUSBY RV-4	2	41	1	0	1	1
CREED SPECIAL T	2	41	1	0	1	1
CRI-CRI MC-15	1	41	1	0	1	1
CRICKET MC-12	1	41	1	0	6	6
CRICKET MC-15	1	51	2	0	1	1
CRICRI MC-22	1	41	1	0	2	2
CRIQUET	2	41	1	0	1	1
CRIS-TENA	1	41	1	0	1	1
CRITES CURTIS D-8 90	1	41	1	0	1	1

U.S. REGISTERED CIVIL AIRCRAFT
BY MANUFACTURER AND MODEL—NUMBER OF SEATS
AMATEUR/EXPERIMENTAL—PISTON
AS OF DECEMBER 31, 1993

Model/Series	Designation			Air Carrier	General Aviation	Total Aircraft
	Seats	Aircraft/ Engine Type	No. Engines			
CROCKODILE	1	41	1	0	1	1
CROSS COUNTRY	2	41	1	0	1	1
CROSS COUNTRY COUPE	2	41	1	0	1	1
CRS-1	1	41	1	0	1	1
CRS-2	1	41	1	0	1	1
CRUISER CLASS I	4	41	1	0	1	1
CRUISER MOD-24	1	41	1	0	1	1
CS-1	2	41	1	0	1	1
CS#2	2	41	1	0	1	1
CTO	3	41	1	0	2	2
CT4A	4	41	1	0	3	3
CU-LITE	2	51	2	0	1	1
CU-1	2	41	1	0	1	1
CUB SPORT TRAINER	2	41	1	0	1	1
CUB-Y	2	41	1	0	1	1
CUBBY	2	41	1	0	1	1
CUBY	2	41	1	0	21	21
CUBY ACRO TRAINER	2	41	1	0	2	2
CUBY II	2	41	1	0	2	2
CUBY L21B-135	2	41	1	0	1	1
CUBY MODEL-B	2	41	1	0	1	1
CUBY OBSERVER	2	41	1	0	1	1
CUBY SPORT TRAINER	2	41	1	0	6	6
CUBY SPORTSMAN	2	41	1	0	1	1
CUBY WAG-A-BOND	2	41	1	0	1	1
CURRIE WOT	1	41	1	0	3	3
CURTIS A-1 REPLICA	2	41	1	0	1	1
CURTIS JENNY	2	41	1	0	1	1
CURTIS WRIGHT JR	2	41	1	0	1	1
CURTIS-LADYBIRD	1	41	1	0	1	1
CURTISS D	1	41	1	0	1	1
CURTISS JN REPLICA	1	41	1	0	1	1
CURTISS JUNE BUG	1	41	1	0	1	1
CURTISS PUSHER	1	41	1	0	1	1
CURTISS PUSHER E8-90	2	41	1	0	1	1
CURTISS P40	2	41	1	0	1	1
CURTISS-SENIOR 1933	2	41	1	0	1	1
CUSTOM	2	41	1	0	2	2
CVJETKOVIC	2	41	1	0	1	1
CVJETKOVIC CA-65	2	41	1	0	2	2
CVJETKOVIC CA65	2	41	1	0	1	1
CW JR REPLICA MOD	1	41	1	0	1	1
CW-1	2	41	1	0	1	1
CW-1 REP.	2	41	1	0	1	1
CW-2	2	41	1	0	1	1
CW1	2	41	1	0	1	1
CYCLONE	2	41	1	0	1	1
CYGNET	2	41	1	0	4	4
CYGNET SF-1	2	41	1	0	1	1
CYGNET SF-2A	2	41	1	0	6	6
CYGNET SF2A	2	41	1	0	2	2

U.S. REGISTERED CIVIL AIRCRAFT
BY MANUFACTURER AND MODEL—NUMBER OF SEATS
AMATEUR/EXPERIMENTAL—PISTON
AS OF DECEMBER 31, 1993

Model/Series	Designation			Air Carrier	General Aviation	Total Aircraft
	Seats	Aircraft/ Engine Type	No. Engines			
CYGNET 2F-2A	2	41	1	0	1	1
C1A	1	41	1	0	1	1
C1C	1	41	1	0	1	1
C107P	2	41	1	0	1	1
C111M	1	41	1	0	1	1
C18S	10	51	2	0	1	1
C217	2	41	1	0	1	1
C23	4	41	1	0	1	1
C35	4	41	1	0	1	1
C4K(ME109)	1	41	1	0	1	1
C54B-DC	60	51	4	0	1	1
C65	1	41	1	0	1	1
D	1	41	1	0	39	39
D MODIFIED	1	41	1	0	1	1
D R W	1	41	1	0	1	1
D VII	1	41	1	0	1	1
D 58	1	41	1	0	1	1
D&D SPECIAL D-1	2	41	1	0	1	1
D-III REPLICA	1	41	1	0	1	1
D-VII	1	41	1	0	2	2
D-VIII	1	41	1	0	1	1
D-1	2	41	1	0	6	6
D-1 KIRK-WING	4	51	2	0	1	1
D-11	2	41	1	0	5	5
D-11S	2	41	1	0	1	1
D-12	1	41	1	0	1	1
D-2000	2	41	1	0	1	1
D-201 SPORT WING	2	41	1	0	1	1
D-260	2	41	1	0	6	6
D-31	1	41	1	0	2	2
D-45	2	41	1	0	6	6
D-7	1	41	1	0	3	3
D-9	1	41	1	0	9	9
D-9FG	1	41	1	0	1	1
DA-18	2	41	1	0	1	1
DA-2A	2	41	1	0	8	8
DA-5	1	41	1	0	1	1
DA-5A	1	41	1	0	1	1
DA-6	4	41	1	0	1	1
DA-7	2	41	1	0	1	1
DA-9	1	41	1	0	1	1
DAB-4	4	41	1	0	1	1
DAGGER	1	41	1	0	1	1
DAL - 1	2	41	1	0	1	1
DAL 1	2	41	1	0	2	2
DAL-1	2	41	1	0	5	5
DAMRV-4	2	41	1	0	1	1
DAPHNE	2	41	1	0	1	1
DAPHNE SD-1A	2	41	1	0	3	3
DAPHNE SD-1AM	1	41	1	0	1	1
DAPHNE SD1A	2	41	1	0	4	4

U.S. REGISTERED CIVIL AIRCRAFT
BY MANUFACTURER AND MODEL—NUMBER OF SEATS
AMATEUR/EXPERIMENTAL—PISTON
AS OF DECEMBER 31, 1993

Model/Series	Designation			Air Carrier	General Aviation	Total Aircraft
	Seats	Aircraft/ Engine Type	No. Engines			
DARST EUGENE	1	41	1	0	1	1
DART	2	41	1	0	1	1
DART II	2	41	1	0	1	1
DART ULA-1	1	41	1	0	1	1
DAUNTLESS	1	41	1	0	1	1
DAUNTLESS II	2	41	1	0	1	1
DAVIS D-1S	2	41	1	0	1	1
DAVIS DA-2	2	41	1	0	1	1
DAVIS DA-2A	2	41	1	0	13	13
DAVIS DA-2B	2	41	1	0	3	3
DAVIS DA-2C	2	41	1	0	1	1
DAVIS DA-3	4	41	1	0	2	2
DAVIS DA2A	2	41	1	0	3	3
DAVIS DA2B	2	41	1	0	1	1
DAVIS KITFOX II	2	41	1	0	1	1
DAVIS KR-1	1	41	1	0	1	1
DAVIS PIETENPOL	2	41	1	0	1	1
DAVIS SH-G III	2	41	1	0	1	1
DAVIS SH-G1	2	41	1	0	1	1
DAVIS T-33	2	41	1	0	1	1
DAVIS-DA-2-A	2	41	1	0	1	1
DAWN CRACKER	2	41	1	0	1	1
DAWSON HATZ	2	41	1	0	1	1
DAYDREAM	1	41	1	0	1	1
DA4-B	4	41	1	0	1	1
DA5-A	1	41	1	0	1	1
DA5AS	1	41	1	0	1	1
DB SKYBOLT	2	41	1	0	1	1
DBL AIRPLANE	2	41	1	0	1	1
DB2	3	41	1	0	1	1
DC FLYER	4	41	1	0	1	1
DC-4	60	51	4	0	1	1
DC-7	102	51	4	1	0	1
DC-7B	102	51	4	1	0	1
DCL-1	2	41	1	0	1	1
DCO 65	2	41	1	0	1	1
DCO-65	2	41	1	0	5	5
DCO-65L2M	2	41	1	0	1	1
DCV	2	41	1	0	1	1
DC3-G102A	32	51	2	0	1	1
DC3-G202A	32	51	2	0	1	1
DC3C	32	51	2	0	2	2
DC3C-S4C4G	32	51	2	0	1	1
DDT	2	41	1	0	1	1
DE VARI EZE	2	41	1	0	1	1
DEAN COZY	3	41	1	0	1	1
DEAR BABY LAKES	1	41	1	0	1	1
DEARDORFF SPECIAL	3	41	1	0	1	1
DEFIANT	4	51	2	0	8	8
DEFIANT (KELLER)	4	51	2	0	1	1
DEFIANT RUTAN	4	41	1	0	1	1

U.S. REGISTERED CIVIL AIRCRAFT
BY MANUFACTURER AND MODEL—NUMBER OF SEATS
AMATEUR/EXPERIMENTAL—PISTON
AS OF DECEMBER 31, 1993

Model/Series	Designation			Air Carrier	General Aviation	Total Aircraft
	Seats	Aircraft/ Engine Type	No. Engines			
DEHAVILLAND DHC-1	2	41	1	0	1	1
DEHAVILLAND DH5	1	41	1	0	1	1
DEHAVILLAND DRGNFLY	1	51	2	0	1	1
DELTA JD-2	4	41	1	0	1	1
DELTA 1D	5	41	1	0	1	1
DELTA-STINGRAY	1	41	1	0	1	1
DEMOISELLE	1	41	1	0	1	1
DEMOISELLE MODEL A	1	41	1	0	1	1
DEMPSEY SX300	2	41	1	0	1	1
DENALI	4	41	1	0	1	1
DENNEY KITFOX	2	41	1	0	2	2
DENNING EAGLE	2	41	1	0	1	1
DENNIS KITFOX	2	41	1	0	1	1
DENNY II	2	41	1	0	1	1
DEPERDUSSEN REPLICA	1	41	1	0	1	1
DEPERDUSSIN	1	41	1	0	1	1
DEPERDUSSIN GB 1913	1	41	1	0	1	1
DER JAEGER D XII	1	41	1	0	1	1
DER JAGER	1	41	1	0	4	4
DER JAGER D IX	1	41	1	0	3	3
DER JAGER D-IX	1	41	1	0	1	1
DER JAGER DIX	1	41	1	0	3	3
DER JAGER DIX WW 1	1	41	1	0	1	1
DER KRICKET	1	41	1	0	3	3
DER KRICKET DK-1	1	41	1	0	1	1
DERJAGER D IX	1	41	1	0	1	1
DETRICK DA-1	1	41	1	0	1	1
DETRICK DA-2	1	41	1	0	1	1
DEUCE	2	41	1	0	1	1
DEVER FIREFLY	2	41	1	0	1	1
DEVIOUS	2	41	1	0	1	1
DEVOE FALCO	2	41	1	0	1	1
DEWITT RV6	2	41	1	0	1	1
DF-7	1	41	1	0	2	2
DF-8	1	41	1	0	1	1
DFA	1	41	1	0	1	1
DF290	2	41	1	0	1	1
DF9	1	41	1	0	1	1
DG-1	2	41	1	0	2	2
DGA-15P	5	41	1	0	3	3
DGA-6	4	41	1	0	1	1
DGA1-A	1	41	1	0	1	1
DH 82A	2	41	1	0	1	1
DH 88 COMET	2	41	1	0	1	1
DH-4M2A	2	41	1	0	1	1
DH-89A	4	41	1	0	2	2
DH-89A MKIV	4	51	2	0	1	1
DH-94 MOTH MINOR	4	41	1	0	1	1
DHC-1	2	41	1	0	17	17
DHC-1 CHIPMUNK	2	41	1	0	18	18
DHC-1 SERIES 22	2	41	1	0	15	15

U.S. REGISTERED CIVIL AIRCRAFT
BY MANUFACTURER AND MODEL—NUMBER OF SEATS
AMATEUR/EXPERIMENTAL—PISTON
AS OF DECEMBER 31, 1993

Model/Series	Designation			Air Carrier	General Aviation	Total Aircraft
	Seats	Aircraft/ Engine Type	No. Engines			
DHC-1 SERIES 23	1	41	1	0	1	1
DHC-1 T.MK. 10	2	41	1	0	5	5
DHC-1A CHIPMUNK	2	41	1	0	1	1
DHC-1B-2	2	41	1	0	11	11
DHC-1B-2-S3	2	41	1	0	8	8
DHC-1B-2-S5	2	41	1	0	14	14
DHC-2	7	41	1	0	1	1
DHC-2 MK 1	8	41	1	0	1	1
DHC-2-L-20	8	41	1	0	1	1
DHC2 MK I	8	41	1	0	3	3
DHM-1	3	41	1	0	1	1
DH112 VENOM	2	41	1	0	2	2
DH84A DRAGON	4	51	2	0	1	1
DIAMANT	4	41	1	0	1	1
DIAMOND	2	41	1	0	2	2
DICHIARA 1RG	2	41	1	0	1	1
DICKEY E RACER	2	41	1	0	1	1
DIEHL XTC	1	41	1	0	4	4
DISCOVERY	2	41	1	0	1	1
DJ-1	1	41	1	0	1	1
DK-1	1	41	1	0	2	2
DK-2	1	41	1	0	1	1
DKE SKYBOLT-1	1	41	1	0	1	1
DKV	2	41	1	0	1	1
DLC1	2	41	1	0	1	1
DM-1	2	41	1	0	1	1
DMK QUICKIE	1	41	1	0	1	1
DMO 121 VELOCITY	4	41	1	0	1	1
DN-1	1	41	1	0	1	1
DN4	2	41	1	0	1	1
DO 27 A	5	41	1	0	1	1
DO 27 A1	8	41	1	0	2	2
DO 27 B1	8	41	1	0	2	2
DO 27 B5	8	41	1	0	2	2
DO 27-Q6	8	41	1	0	1	1
DODGE COBRA II	2	41	1	0	1	1
DODGE KITFOX III	2	41	1	0	1	1
DODSON LONG EZ	2	41	1	0	1	1
DOE-GLASAIR	2	41	1	0	1	1
DOLL PITTS S1S	1	41	1	0	1	1
DOLPHIN	1	41	1	0	4	4
DOLPHIN I	6	51	2	0	1	1
DOMINATOR	1	41	1	0	1	1
DONKEY-MODEL "A"	1	41	1	0	1	1
DOOHICKEY MOD. A	1	41	1	0	1	1
DORMOY BATH TUB	1	41	1	0	1	1
DORMOY BATHTUB	1	41	1	0	2	2
DORMOY BATHTUB M.K.	1	41	1	0	1	1
DORMOY FLYINGBATHTUB	1	41	1	0	1	1
DOT	2	41	1	0	1	1
DOUBLE EAGLE	2	41	1	0	2	2

U.S. REGISTERED CIVIL AIRCRAFT
BY MANUFACTURER AND MODEL—NUMBER OF SEATS
AMATEUR/EXPERIMENTAL—PISTON
AS OF DECEMBER 31, 1993

Model/Series	Designation			Air Carrier	General Aviation	Total Aircraft
	Seats	Aircraft/ Engine Type	No. Engines			
DO27A4	8	41	1	0	1	1
DP-1	2	41	1	0	1	1
DPH	2	41	1	0	1	1
DQ2	2	41	1	0	1	1
DR I	1	41	1	0	1	1
DR 1 FOKKER	1	41	1	0	1	1
DR 277	1	41	1	0	1	1
DR 532	1	41	1	0	3	3
DR.1	1	41	1	0	1	1
DR-1	1	41	1	0	4	4
DR-1 TRI-PLANE	1	41	1	0	2	2
DR-503	1	41	1	0	1	1
DRAFONFLY MARK II	2	41	1	0	1	1
DRAG-N-FLY CT-TF	2	41	1	0	1	1
DRAGON FLY	2	41	1	0	3	3
DRAGON FLY MKIII	2	41	1	0	1	1
DRAGON FLY-B	1	41	1	0	1	1
DRAGONFLY	2	41	1	0	136	136
DRAGONFLY DF-1-MK II	2	41	1	0	1	1
DRAGONFLY II	2	41	1	0	1	1
DRAGONFLY MARK II	2	41	1	0	5	5
DRAGONFLY MARK 1	2	41	1	0	2	2
DRAGONFLY MK I	2	41	1	0	1	1
DRAGONFLY MK II	2	41	1	0	9	9
DRAGONFLY MK-2	2	41	1	0	1	1
DRAGONFLY TRI GEAR	2	41	1	0	1	1
DRAGONFLY TUG	2	41	1	0	1	1
DRAGONFLY VIKING ACF	2	41	1	0	1	1
DRAGONFLY-MARK II	2	41	1	0	1	1
DRAKE	2	41	1	0	1	1
DRAKE RV-6	2	41	1	0	1	1
DRIFTER	1	41	1	0	5	5
DRIFTER DR 277	1	41	1	0	1	1
DRIFTER DR 503	2	41	1	0	1	1
DRIFTER MU 503	2	41	1	0	1	1
DRIFTER MU 532	2	41	1	0	1	1
DRIFTER MU532	2	41	1	0	1	1
DRIFTER XP	2	41	1	0	2	2
DRIFTER XP 503	2	41	1	0	1	1
DRIFTER XP-503	2	41	1	0	4	4
DRIFTER XP503	2	41	1	0	7	7
DRIFTER 503	2	41	1	0	1	1
DRIFTER 532	1	41	1	0	1	1
DRIFTER-HP	1	41	1	0	1	1
DRIFTER-XP	2	41	1	0	3	3
DRUCKMAN 102	1	41	1	0	1	1
DRUINE TURBULENT	1	41	1	0	1	1
DRX-103B	1	41	1	0	1	1
DS	2	41	1	0	1	1
DS-1	1	41	1	0	1	1
DSA	1	41	1	0	3	3

U.S. REGISTERED CIVIL AIRCRAFT
BY MANUFACTURER AND MODEL—NUMBER OF SEATS
AMATEUR/EXPERIMENTAL—PISTON
AS OF DECEMBER 31, 1993

Model/Series	Designation			Air Carrier	General Aviation	Total Aircraft
	Seats	Aircraft/ Engine Type	No. Engines			
DSA MINIPLANE	1	41	1	0	2	2
DSA-M3	1	41	1	0	1	1
DSA-1	1	41	1	0	71	71
DSA-1 MINI PLANE	1	41	1	0	2	2
DSA-1-G	1	41	1	0	1	1
DSA-1B	1	41	1	0	1	1
DSK NOMAD DS-26B	1	41	1	0	1	1
DUALSTAR	2	41	1	0	1	1
DUCE	2	41	1	0	2	2
DUFLUNKEE CUB	4	41	1	0	1	1
DUKE D-18	1	41	1	0	1	1
DULINSKYFISHER FP202	1	41	1	0	1	1
DUNCAN AIRCAMPER	2	41	1	0	1	1
DUNCAN SPECIAL	1	41	1	0	1	1
DUNN PIXIE	2	41	1	0	1	1
DURAND MARK V	2	41	1	0	1	1
DURAND MARK-V	1	41	1	0	1	1
DURAND V	1	41	1	0	1	1
DURL-E-AIRE BD-1	2	41	1	0	1	1
DURLEY SCOOTER	2	41	1	0	1	1
DUSTER II	2	41	1	0	1	1
DX 1	2	41	1	0	1	1
DY-1	2	41	1	0	1	1
DYKE DELTA	4	41	1	0	1	1
DYKE DELTA HH2	4	41	1	0	1	1
DYKE DELTA JD-2	1	41	1	0	16	16
DYKE DELTA JD-2A	4	41	1	0	1	1
DYKE DELTA JDII	4	41	1	0	1	1
DYKE DELTA JD2	4	41	1	0	2	2
D1-M	1	41	1	0	1	1
D2 S6	6	41	1	0	1	1
D200	4	41	1	0	2	2
D26	1	41	1	0	1	1
D3A 99	2	41	1	0	1	1
D3G	2	41	1	0	1	1
D35	4	41	1	0	3	3
D50E	6	51	2	0	2	2
D55	6	51	2	0	2	2
D75N1	2	41	1	0	3	3
D9R1	1	41	1	0	1	1
E	2	41	1	0	3	3
E III	1	41	1	0	1	1
E RACER MARK II	2	41	1	0	1	1
E.A.A. ACROSPORT	1	41	1	0	1	1
E.A.A. BIPLANE P-2	1	41	1	0	2	2
E.A.A. SPORT MDL. P	1	41	1	0	1	1
E&P SPECIAL	1	41	1	0	2	2
E-III	1	41	1	0	1	1
E-RACER	2	41	1	0	2	2
E-1	3	41	1	0	1	1
E-4000	3	41	1	0	1	1

U.S. REGISTERED CIVIL AIRCRAFT
BY MANUFACTURER AND MODEL—NUMBER OF SEATS
AMATEUR/EXPERIMENTAL—PISTON
AS OF DECEMBER 31, 1993

Model/Series	Designation			Air Carrier	General Aviation	Total Aircraft
	Seats	Aircraft/ Engine Type	No. Engines			
E-55	6	51	2	0	4	4
E-75	2	41	1	0	1	1
EA 230	1	41	1	0	10	10
EA-1	1	41	1	0	1	1
EA-1E	7	41	1	0	3	3
EA-300	2	41	1	0	8	8
EAA ACRO II	2	41	1	0	1	1
EAA ACRO SPORT	1	41	1	0	13	13
EAA ACRO SPORT II	2	41	1	0	5	5
EAA ACRO-SPORT	1	41	1	0	3	3
EAA ACRO-SPORT P-8	1	41	1	0	1	1
EAA ACROSPORT	1	41	1	0	2	2
EAA ACROSPORT-I	1	41	1	0	1	1
EAA BI-PLANE	1	41	1	0	4	4
EAA BIPANE	1	41	1	0	1	1
EAA BIPLAME	1	41	1	0	1	1
EAA BIPLANE	1	41	1	0	31	31
EAA BIPLANE B1	1	41	1	0	1	1
EAA BIPLANE MOD	1	41	1	0	1	1
EAA BIPLANE MOD "P"	1	41	1	0	1	1
EAA BIPLANE MODEL P	1	41	1	0	3	3
EAA BIPLANE P	1	41	1	0	4	4
EAA BIPLANE P 2	1	41	1	0	1	1
EAA BIPLANE P-1	1	41	1	0	2	2
EAA BIPLANE P-2	1	41	1	0	16	16
EAA BIPLANE P-2S	1	41	1	0	1	1
EAA BIPLANE P-2X	1	41	1	0	1	1
EAA BIPLANE P1	1	41	1	0	3	3
EAA BIPLANE P1-M	1	41	1	0	1	1
EAA BIPLANE P2	1	41	1	0	5	5
EAA BIPLANE SPORT	1	41	1	0	1	1
EAA BIPLANE 1	1	41	1	0	1	1
EAA BIPLANE-P	1	41	1	0	1	1
EAA BIPLANEP-1	1	41	1	0	1	1
EAA B1-PLANE P-1	1	41	1	0	1	1
EAA MOD "M"	1	41	1	0	1	1
EAA MODEL P	1	41	1	0	1	1
EAA MTD-1	1	41	1	0	1	1
EAA P-2	1	41	1	0	1	1
EAA P-2 BIPLANE	1	41	1	0	1	1
EAA P2	1	41	1	0	1	1
EAA P2 BIPLANE	1	41	1	0	1	1
EAA SPECIAL	1	41	1	0	1	1
EAA SPORT BIPLANE	1	41	1	0	1	1
EAA SPORT BIPLANE P2	1	41	1	0	1	1
EAA SUPER ACRO SPORT	1	41	1	0	2	2
EAA-BIPLANE HK-SPORT	1	41	1	0	1	1
EAABIPLANE P2M	1	41	1	0	1	1
EAC 10	1	41	1	0	1	1
EAGLE	4	41	1	0	2	2
EAGLE DW-1	1	41	1	0	2	2

U.S. REGISTERED CIVIL AIRCRAFT
BY MANUFACTURER AND MODEL—NUMBER OF SEATS
AMATEUR/EXPERIMENTAL—PISTON
AS OF DECEMBER 31, 1993

Model/Series	Designation			Air Carrier	General Aviation	Total Aircraft
	Seats	Aircraft/ Engine Type	No. Engines			
EAGLE II	2	41	1	0	5	5
EAGLE R7	2	41	1	0	1	1
EAGLE XL	1	41	1	0	1	1
EAGLE 086	2	41	1	0	1	1
EAGLE 2 PLACE	1	41	1	0	1	1
EAGLE 2-PLACE	2	41	1	0	3	3
EAGLE-II	2	41	1	0	1	1
EAGLET	1	41	1	0	1	1
EAGLET 230K	2	41	1	0	1	1
EAGLET 231	2	41	1	0	1	1
EARLY BIRD ACFT-JENN	2	41	1	0	1	1
EARLY BIRD JENNY	2	41	1	0	5	5
EARLYBIRD JENNY	2	41	1	0	1	1
EDELWEISS RD03C	4	41	1	0	1	1
EDGE 360	1	41	1	0	1	1
EDGE-540	1	41	1	0	1	1
EF-1	4	41	1	0	1	1
EGG 300	2	41	1	0	1	1
EHW-2	1	41	1	0	1	1
EIPER Q/S MXII	1	41	1	0	1	1
EIPPER FORMANCE MXII	2	41	1	0	1	1
EIPPER GS 400S	1	41	1	0	1	1
EIPPER GT	1	41	1	0	1	1
EIPPER GT 280C	1	41	1	0	1	1
EIPPER GT 400	1	41	1	0	2	2
EIPPER GT 400S	2	41	1	0	1	1
EIPPER GT-400	1	41	1	0	1	1
EIPPER GTS 400	1	41	1	0	2	2
EIPPER GT280C	1	41	1	0	1	1
EIPPER GT400	1	41	1	0	1	1
EIPPER GT400S	1	41	1	0	1	1
EIPPER MX	1	41	1	0	4	4
EIPPER MX II	2	41	1	0	15	15
EIPPER MX SUPER	1	41	1	0	5	5
EIPPER MXII A	2	41	1	0	1	1
EIPPER MXL	2	41	1	0	1	1
EIPPER MXL II	2	41	1	0	5	5
EIPPER MXL-II	2	41	1	0	1	1
EIPPER MXLII HP	2	41	1	0	1	1
EIPPER MX2 1815	2	41	1	0	1	1
EIPPER MX2L	2	41	1	0	1	1
EIPPER QUICKSLVR MXL	1	41	1	0	1	1
EIPPER-COREY MX II	1	41	1	0	1	1
EIPPER/CURTISS MXL-2	2	41	1	0	1	1
EIPPERMX2QUICKSILVER	2	41	1	0	1	1
EL CAMINO 70-1	1	41	1	0	1	1
EL GRINGO	1	41	1	0	1	1
ELG D	1	41	1	0	1	1
ELLIS PITTS	1	41	1	0	1	1
EMERALD	1	41	1	0	1	1
EMERAUDE	2	41	1	0	9	9

U.S. REGISTERED CIVIL AIRCRAFT
BY MANUFACTURER AND MODEL—NUMBER OF SEATS
AMATEUR/EXPERIMENTAL—PISTON
AS OF DECEMBER 31, 1993

Model/Series	Designation			Air Carrier	General Aviation	Total Aircraft
	Seats	Aircraft/ Engine Type	No. Engines			
EMERAUDE CP 301	2	41	1	0	1	1
EMERAUDE CP 301A	2	41	1	0	1	1
EMERAUDE CP-300A	1	41	1	0	1	1
EMERAUDE CP-301	2	41	1	0	1	1
EMERAUDE CP-301A	2	41	1	0	1	1
EMERAUDE CP-305A	2	41	1	0	1	1
EMERAUDE CP-310	2	41	1	0	1	1
EMERAUDE CP-311	2	41	1	0	1	1
EMERAUDE CP301	2	41	1	0	1	1
EMERAUDE CP328/150	2	41	1	0	1	1
EMERAUDE 301	2	41	1	0	1	1
EMERAUDE 328	2	41	1	0	1	1
EMERUDE 301-A	2	41	1	0	1	1
ENF SPECIAL	3	41	1	0	1	1
ENGLISH DRIFTERXP503	2	41	1	0	1	1
ENGLISH-HATZ CB-1	2	41	1	0	1	1
EOS/001	1	41	1	0	2	2
EP 9	6	41	1	0	1	1
EP.9 PROSPECTOR	6	41	1	0	1	1
EPPR QCKSLVR MXL II	2	41	1	0	1	1
ERCOUPE 415-C	2	41	1	0	1	1
ERCOUPE 415-CD	2	41	1	0	2	2
ERCOUPE 415-D	2	41	1	0	1	1
ES 2	2	41	1	0	1	1
ES-2D/G-89	4	51	2	0	1	1
ESP WILD GOOSE	2	41	1	0	1	1
ESPERANZA 4	2	41	1	0	1	1
ESPRIT S2	2	41	1	0	1	1
ETRICH TAUBE	2	41	1	0	1	1
EVANS V.P. II	1	41	1	0	1	1
EVANS VOLKSPLANE	1	41	1	0	2	2
EVANS VOLKSPLANE II	2	41	1	0	3	3
EVANS VOLKSPLANE VP-	1	41	1	0	1	1
EVANS VOLKSPLANE VP1	1	41	1	0	1	1
EVANS VOLKSPLANE VP2	2	41	1	0	1	1
EVANS VOLKSPLANE WS1	1	41	1	0	1	1
EVANS VP	1	41	1	0	1	1
EVANS VP II	2	41	1	0	3	3
EVANS VP 1	1	41	1	0	1	1
EVANS VP 2	1	41	1	0	1	1
EVANS VP 300	1	41	1	0	1	1
EVANS VP-II	2	41	1	0	3	3
EVANS VP-1	1	41	1	0	38	38
EVANS VP-1 DB-1	1	41	1	0	1	1
EVANS VP-1 1500S	1	41	1	0	1	1
EVANS VP-2	2	41	1	0	13	13
EVANS VPI	1	41	1	0	2	2
EVANS VPII	2	41	1	0	2	2
EVANS VP1	1	41	1	0	1	1
EVANS WE-1	1	41	1	0	2	2
EVERETT B1	1	41	1	0	1	1

U.S. REGISTERED CIVIL AIRCRAFT
BY MANUFACTURER AND MODEL—NUMBER OF SEATS
AMATEUR/EXPERIMENTAL—PISTON
AS OF DECEMBER 31, 1993

Model/Series	Designation			Air Carrier	General Aviation	Total Aircraft
	Seats	Aircraft/ Engine Type	No. Engines			
EWERT 02	1	41	1	0	1	1
EX 6	4	41	1	0	1	1
EXCELSIOR	1	41	1	0	1	1
EXPERIMENTAL	1	41	1	0	4	4
EXPERIMENTAL KR-1	1	41	1	0	1	1
EXPERIMENTAL RB-1	2	41	1	0	1	1
EXPERIMENTAL S.E.L	2	41	1	0	1	1
EXPERIMENTAL 1DG	1	41	1	0	1	1
EXPERMENTAL RV-4	2	41	1	0	1	1
EXPLORER	2	41	1	0	3	3
EXPRESS	4	41	1	0	4	4
EXPRESS CLIPPER	4	41	1	0	1	1
EXPRESS MIRAH	4	41	1	0	1	1
EXPRESS-FT	4	41	1	0	1	1
EXTRA LONG-EZ	2	41	1	0	1	1
EZ BREEZE 100	2	41	1	0	1	1
EZ-T	2	41	1	0	1	1
E18S	10	51	2	0	2	2
E3B	1	41	1	0	10	10
E33	4	41	1	0	1	1
E50	6	51	2	0	1	1
E75	2	41	1	0	20	20
E75N1	2	41	1	0	3	3
F	5	41	1	0	2	2
F.E.8.	1	41	1	0	1	1
F.1 CAMEL	1	41	1	0	2	2
F.260	3	41	1	0	2	2
F.260B	3	41	1	0	1	1
F.8L FALCO	2	41	1	0	3	3
F-1	1	41	1	0	4	4
F-10	1	41	1	0	2	2
F-11	3	41	1	0	4	4
F-12	4	41	1	0	3	3
F-13	2	41	1	0	1	1
F-22	2	41	1	0	1	1
F-232	4	41	1	0	1	1
F-45	5	41	1	0	1	1
F-51-H-5-NA	1	41	1	0	1	1
F-51D	1	41	1	0	6	6
F-9	1	41	1	0	1	1
FA 01	1	41	1	0	1	1
FA-1	1	41	1	0	1	1
FAIRCHILD F-22	2	41	1	0	1	1
FALCO	2	41	1	0	4	4
FALCO F 8L	2	41	1	0	3	3
FALCO F.8L	2	41	1	0	4	4
FALCO F8	2	41	1	0	1	1
FALCO F8L	2	41	1	0	14	14
FALCOMAR F-9	1	41	1	0	1	1
FALCON	1	41	1	0	5	5
FALCON A	1	41	1	0	1	1

U.S. REGISTERED CIVIL AIRCRAFT
BY MANUFACTURER AND MODEL—NUMBER OF SEATS
AMATEUR/EXPERIMENTAL—PISTON
AS OF DECEMBER 31, 1993

Model/Series	Designation			Air Carrier	General Aviation	Total Aircraft
	Seats	Aircraft/ Engine Type	No. Engines			
FALCON AVENGER	2	51	2	0	1	1
FALCON SPECIAL S1R	1	41	1	0	1	1
FALCON XC	2	41	1	0	1	1
FALCON XP	2	41	1	0	69	69
FALCON XP-B	2	41	1	0	2	2
FALCON XP-1	2	41	1	0	1	1
FALCON 2	2	41	1	0	1	1
FALCON-XP	2	41	1	0	24	24
FALCONAR F-10	1	41	1	0	1	1
FALCONAR F-11	2	41	1	0	2	2
FALCONAR F-12	3	41	1	0	2	2
FALCONAR F12	2	41	1	0	1	1
FALCONAR F9	1	41	1	0	1	1
FALCONAR SUPER 14	3	41	1	0	1	1
FALCONOR F-9	1	41	1	0	1	1
FAMILY FUN	4	41	1	0	1	1
FAMILY SPECIAL	4	41	1	0	1	1
FANTASY	1	41	1	0	1	1
FANTASY I	2	41	1	0	1	1
FARINA RF-1 FRIGATE	1	41	1	0	1	1
FATBAT	2	41	1	0	1	1
FB-1 AMPHIBIAN	2	41	1	0	1	1
FB-1A	1	41	1	0	1	1
FC-1	2	41	1	0	1	1
FERGY II	2	41	1	0	1	1
FG-1D	1	41	1	0	3	3
FGID CORSAIR	2	41	1	0	1	1
FG1D	3	41	1	0	10	10
FHU CORSAIR	1	41	1	0	1	1
FH1-SUPER TWIN	2	51	2	0	1	1
FI-156-C1	2	41	1	0	2	2
FIAT G-46-B	2	41	1	0	1	1
FIBAIR 109	1	41	1	0	1	1
FIBERBIRD XP1	2	41	1	0	1	1
FIELDS STEEN SKYBOLT	2	41	1	0	1	1
FIESELER FI-156C	4	41	1	0	3	3
FIESELER FI-156D	4	41	1	0	4	4
FIKE	1	41	1	0	1	1
FIRE BOLT	2	41	1	0	1	1
FIRE STAR KXP	1	41	1	0	1	1
FIREBIRD	2	41	1	0	1	1
FIREBOLT	2	41	1	0	2	2
FIREBOLT MODEL C	2	41	1	0	2	2
FIREFLY	2	41	1	0	2	2
FIRESTAR	1	41	1	0	3	3
FISHER AEROSTAR	2	41	1	0	1	1
FISHER CELEBRITY	2	41	1	0	1	1
FISHER CLASSIC	2	41	1	0	14	14
FISHER DAKOTA HAWK	1	41	1	0	1	1
FISHER FP 202 KOALA	1	41	1	0	1	1
FISHER FP 303	1	41	1	0	1	1

U.S. REGISTERED CIVIL AIRCRAFT
BY MANUFACTURER AND MODEL—NUMBER OF SEATS
AMATEUR/EXPERIMENTAL—PISTON
AS OF DECEMBER 31, 1993

Model/Series	Designation			Air Carrier	General Aviation	Total Aircraft
	Seats	Aircraft/ Engine Type	No. Engines			
FISHER FP 404	1	41	1	0	4	4
FISHER FP 404 EX	1	41	1	0	1	1
FISHER FP 404 EXP	1	41	1	0	1	1
FISHER FP-404	1	41	1	0	1	1
FISHER FP-404M	1	41	1	0	1	1
FISHER FP101	1	41	1	0	1	1
FISHER FP202	1	41	1	0	2	2
FISHER FP202U	1	41	1	0	1	1
FISHER HORIZON	2	41	1	0	1	1
FISHER HORIZON I	2	41	1	0	1	1
FISHER SUPER KOALA	2	41	1	0	5	5
FISHER 404	1	41	1	0	2	2
FISHER 404 CLASSIC	2	41	1	0	1	1
FISHER 404 EXP	1	41	1	0	2	2
FK 1 STOL	2	41	1	0	1	1
FK2	1	41	1	0	1	1
FL	1	41	1	0	1	1
FLAGLER SCOOTER	1	41	1	0	1	1
FLAGLOR SCOOTER	1	41	1	0	5	5
FLAGLOR SCOOTER 57	1	41	1	0	1	1
FLAGLOR-SCOOTER	1	41	1	0	1	1
FLAIG PIPER	2	41	1	0	1	1
FLEET 16B	2	41	1	0	2	2
FLEET-BOLLINGER	2	41	1	0	1	1
FLEET-7	2	41	1	0	1	1
FLIGHTSAIL VII	2	41	1	0	1	1
FLIGHTSTAR	1	41	1	0	2	2
FLIGHTSTAR FS21000	1	41	1	0	1	1
FLIGHTSTAR MC	1	41	1	0	1	1
FLIGHTSTER 2 PLACE	2	41	1	0	1	1
FLUT-R-BUG SA5A	2	41	1	0	1	1
FLUT-R-BUG SA6B	2	41	1	0	2	2
FLUTER BUG SA6B	1	41	1	0	1	1
FLY BABY	1	41	1	0	22	22
FLY BABY F	1	41	1	0	1	1
FLY BABY I	1	41	1	0	2	2
FLY BABY 1	1	41	1	0	1	1
FLY BABY 1-A	1	41	1	0	9	9
FLY BABY 1A	1	41	1	0	13	13
FLY BABY 1B	1	41	1	0	2	2
FLY-BABY	1	41	1	0	4	4
FLY-BABY 1-A	1	41	1	0	1	1
FLY-BABY 1A	1	41	1	0	4	4
FLY-BABY 1B	1	41	1	0	1	1
FLY-BABY-1	1	41	1	0	1	1
FLY-B1 BABY	1	41	1	0	1	1
FLYBABY	1	41	1	0	17	17
FLYBABY BIPLANE	1	41	1	0	1	1
FLYBABY I	1	41	1	0	1	1
FLYBABY MODEL 1-A	1	41	1	0	1	1
FLYBABY 1	1	41	1	0	1	1

U.S. REGISTERED CIVIL AIRCRAFT
BY MANUFACTURER AND MODEL—NUMBER OF SEATS
AMATEUR/EXPERIMENTAL—PISTON
AS OF DECEMBER 31, 1993

Model/Series	Designation			Air Carrier	General Aviation	Total Aircraft
	Seats	Aircraft/ Engine Type	No. Engines			
FLYBABY 1-A	1	41	1	0	6	6
FLYBABY 1-B	1	41	1	0	1	1
FLYBABY 1A	1	41	1	0	14	14
FLYBABY 1A-S	1	41	1	0	1	1
FLYBABY 1AF	1	41	1	0	1	1
FLYBABY-1A	1	41	1	0	1	1
FLYBIKE	1	41	1	0	2	2
FLYER H	1	41	1	0	1	1
FLYER 10	2	41	1	0	1	1
FLYING BATHTUB	2	41	1	0	1	1
FLYING BOAT	1	41	1	0	1	1
FLYING DUTCHMAN	1	41	1	0	1	1
FLYING PLANK II	1	41	1	0	1	1
FM-2	2	41	1	0	4	4
FOCK-WULF-190	1	41	1	0	1	1
FOCKE WULF FW 190	1	41	1	0	1	1
FOCKE WULF FW-190 A8	1	41	1	0	1	1
FOCKE WULF FW190	1	41	1	0	1	1
FOCKE-WULF FW 190	1	41	1	0	1	1
FOCKE-WULF FW190	1	41	1	0	1	1
FOCKE-WULF 190	1	41	1	0	1	1
FOK-DRI	1	41	1	0	1	1
FOKKER D VII	2	41	1	0	3	3
FOKKER D-VII REPLICA	2	41	1	0	1	1
FOKKER D-V11/2	1	41	1	0	1	1
FOKKER D-8	1	41	1	0	1	1
FOKKER DR I	1	41	1	0	1	1
FOKKER DR 1	1	41	1	0	1	1
FOKKER DR 1 REPLICA	1	41	1	0	1	1
FOKKER DR.1	1	41	1	0	1	1
FOKKER DR-I	1	41	1	0	4	4
FOKKER DR-I-TRI-PLAN	1	41	1	0	1	1
FOKKER DR-1	1	41	1	0	8	8
FOKKER DR-1 REPLICA	1	41	1	0	1	1
FOKKER DR-1 TRIPLANE	1	41	1	0	2	2
FOKKER DR1	1	41	1	0	1	1
FOKKER DR1 REPLICA	1	41	1	0	1	1
FOKKER DR1 TRIPLANE	1	41	1	0	1	1
FOKKER E III	1	41	1	0	1	1
FOKKER F-1	1	41	1	0	1	1
FOKKER F1	1	41	1	0	1	1
FOKKER TRIPLANE	1	41	1	0	1	1
FOKKER TRIPLANE DR-1	1	41	1	0	1	1
FOKKER TRIPLANE DR1	1	41	1	0	1	1
FOKKER VII	1	41	1	0	1	1
FOKKER VIII	1	41	1	0	1	1
FOLKER DR-1 TRIPLANE	1	41	1	0	1	1
FORD FLIVVER	1	41	1	0	1	1
FORMAL VEE	1	41	1	0	1	1
FORMULA VEE SL-1	1	41	1	0	1	1
FORMULA 1	1	41	1	0	1	1

U.S. REGISTERED CIVIL AIRCRAFT
BY MANUFACTURER AND MODEL—NUMBER OF SEATS
AMATEUR/EXPERIMENTAL—PISTON
AS OF DECEMBER 31, 1993

Model/Series	Designation			Air Carrier	General Aviation	Total Aircraft
	Seats	Aircraft/ Engine Type	No. Engines			
FORMULA-I JP-001	1	41	1	0	1	1
FORTON SKYBOLT	2	41	1	0	1	1
FOUR-RUNNER	4	41	1	0	1	1
FOX EAGLE	2	41	1	0	1	1
FOXCRAFT	2	41	1	0	1	1
FP 101	1	41	1	0	2	2
FP 202	1	41	1	0	2	2
FP 404	1	41	1	0	3	3
FP 404 EXP	1	41	1	0	1	1
FP-101	1	41	1	0	3	3
FP-101U	1	41	1	0	1	1
FP-202	1	41	1	0	1	1
FP-303	1	41	1	0	2	2
FP-404	1	41	1	0	1	1
FP-404 BI-PLANE	1	41	1	0	1	1
FRACHER SPECIAL	2	41	1	0	1	1
FRANKLIN F	1	41	1	0	1	1
FRANKLIN RV-6	2	41	1	0	1	1
FRANKLIN SPECIAL	1	41	1	0	1	1
FRANKLIN 90	2	41	1	0	1	1
FRANKSPLANE A	1	41	1	0	1	1
FRED S1	1	41	1	0	1	1
FREDERICK RV-4	2	41	1	0	1	1
FREEBIRD MK II	2	41	1	0	1	1
FREEBIRD MK V	2	41	1	0	1	1
FREEDBIRD MK-IV	2	41	1	0	1	1
FREEDOM M AIRSHARK	4	41	1	0	1	1
FREEDOM MASTER FM-2	4	41	1	0	1	1
FROG 4	2	41	1	0	1	1
FRONTRUNNER FR-1	1	41	1	0	1	1
FR172E	4	41	1	0	1	1
FS-21000	1	41	1	0	1	1
FSHER AERO CELEBRITY	2	41	1	0	1	1
FST 1	4	41	1	0	1	1
FT-1	1	41	1	0	1	1
FU-24A	1	41	1	0	1	1
FUBAR-1	2	41	1	0	1	1
FULLER RV-6	2	41	1	0	1	1
FUN-AIR	2	41	1	0	1	1
FUNAIR 3	2	41	1	0	1	1
FUNK MUSTANG M II	2	41	1	0	1	1
FURY II	1	41	1	0	1	1
FURY MARK II	1	41	1	0	1	1
FURY 2	1	41	1	0	1	1
FW XS	2	41	1	0	1	1
FW 190-A8	1	41	1	0	1	1
FW-180	4	41	1	0	1	1
FW-190	1	41	1	0	2	2
FW-190 A-5	1	41	1	0	1	1
FW-190 REPLICA	1	41	1	0	1	1
FW-190A	1	41	1	0	1	1

U.S. REGISTERED CIVIL AIRCRAFT
BY MANUFACTURER AND MODEL—NUMBER OF SEATS
AMATEUR/EXPERIMENTAL—PISTON
AS OF DECEMBER 31, 1993

Model/Series	Designation			Air Carrier	General Aviation	Total Aircraft
	Seats	Aircraft/ Engine Type	No. Engines			
FW-190A4	1	41	1	0	1	1
FWP 149D	5	41	1	0	12	12
FW2C80TR	2	41	1	0	1	1
FW2C80TR CAPELLAXSTR	2	41	1	0	1	1
FW2TD CAPELLA XS	2	41	1	0	1	1
FX - 1	2	41	1	0	1	1
F1-156-C2	2	41	1	0	2	2
F11-3	3	41	1	0	1	1
F17D	5	41	1	0	1	1
F19	2	41	1	0	1	1
F2B BRISTOL REPLICA	2	41	1	0	6	6
F21	2	41	1	0	1	1
F21B	2	41	1	0	3	3
F22A	2	41	1	0	3	3
F3F-2	1	41	1	0	3	3
F33A	5	41	1	0	3	3
F4B CORSAIR	1	41	1	0	1	1
F4U	1	41	1	0	1	1
F4U CORSAIR	1	41	1	0	5	5
F4U-1	1	41	1	0	1	1
F4U-4	1	41	1	0	10	10
F4U-5	1	41	1	0	4	4
F401	4	41	1	0	1	1
F51D MUSTANG	2	41	1	0	1	1
F6C-4 HAWK	1	41	1	0	1	1
F6F-3	2	41	1	0	1	1
F6F-5	2	41	1	0	5	5
F7F-3	2	51	2	0	3	3
F8F-1B	2	41	1	0	1	1
F8F-2	2	41	1	0	7	7
F8L FALCO	2	41	1	0	3	3
F82B	2	51	2	0	1	1
F85P-1	2	41	1	0	1	1
F85SS-1	2	41	1	0	1	1
F86E	1	41	1	0	1	1
G	5	41	1	0	5	5
G B DEUCE	2	41	1	0	1	1
G L NIEUPORT 17	1	41	1	0	2	2
G.L.B	1	41	1	0	1	1
G.N.I.	1	41	1	0	1	1
G-1	2	41	1	0	2	2
G-111	27	51	2	0	3	3
G-12	1	41	1	0	1	1
G-164	1	41	1	0	5	5
G-164A	1	41	1	0	2	2
G-164B	1	41	1	0	4	4
G-164C	1	41	1	0	2	2
G-164D	1	41	1	0	1	1
G-44	5	51	2	0	2	2
GA-7	4	51	2	0	1	1
GAM-1	1	41	1	0	1	1

U.S. REGISTERED CIVIL AIRCRAFT
BY MANUFACTURER AND MODEL—NUMBER OF SEATS
AMATEUR/EXPERIMENTAL—PISTON
AS OF DECEMBER 31, 1993

Model/Series	Designation			Air Carrier	General Aviation	Total Aircraft
	Seats	Aircraft/ Engine Type	No. Engines			
GANAGOBIE	1	41	1	0	1	1
GAS 08	1	41	1	0	1	1
GB-3	2	41	1	0	1	1
GB#6	1	41	1	0	1	1
GBM2	2	41	1	0	1	1
GC-1A	2	41	1	0	3	3
GC-1B	2	41	1	0	19	19
GCW-1	2	41	1	0	1	1
GDA-001	2	41	1	0	1	1
GEE BEE	2	41	1	0	1	1
GEE BEE MODEL Z	1	41	1	0	1	1
GEE BEE R-2	1	41	1	0	1	1
GEE BEE SPORTSTER	1	41	1	0	1	1
GEE BEE SPORTSTER D	1	41	1	0	1	1
GEE BEE SPORTSTER E	2	41	1	0	1	1
GEE BEE SPORTSTER-D	1	41	1	0	1	1
GEE BEE Y	1	41	1	0	1	1
GEEBEE MODEL E	1	41	1	0	1	1
GEEBEE SPORTSTER B	1	41	1	0	1	1
GEEBEE SPORTSTER D	1	41	1	0	1	1
GELVIN EG-1	4	41	1	0	1	1
GEM 260	2	41	1	0	1	1
GEMINI	2	41	1	0	1	1
GEMINI HUMMINGBIRD	2	41	1	0	1	1
GEMINI TRACTORPLANE	2	51	2	0	1	1
GENBUG	1	41	1	0	1	1
GENE'S TEENIE	1	41	1	0	1	1
GENES TEENIE MOD. 1.	1	41	1	0	1	1
GENESIS	2	41	1	0	1	1
GENNIE TENNIE	1	41	1	0	1	1
GEODETIC 1	1	41	1	0	1	1
GERE SPORT	2	41	1	0	1	1
GESIN RV-3	1	41	1	0	1	1
GG-1	1	41	1	0	2	2
GH 7	2	41	1	0	1	1
GH-001	1	41	1	0	1	1
GHAN SPECIAL	2	41	1	0	1	1
GH2	1	41	1	0	1	1
GIARDINO SH2R	2	41	1	0	1	1
GIBSON-ROGERS AEROCR	1	41	1	0	1	1
GIP-1	2	41	1	0	1	1
GIPSY MOTH DH.60G	2	41	1	0	1	1
GIRGEN KITFOX	2	41	1	0	1	1
GK	2	41	1	0	1	1
GK-3	2	41	1	0	1	1
GL	1	41	1	0	1	1
GL SUPER BABY	2	41	1	0	1	1
GLASAIR	2	41	1	0	75	75
GLASAIR (SH2F)	2	41	1	0	1	1
GLASAIR F T	2	41	1	0	1	1
GLASAIR FG	2	41	1	0	1	1

U.S. REGISTERED CIVIL AIRCRAFT
BY MANUFACTURER AND MODEL—NUMBER OF SEATS
AMATEUR/EXPERIMENTAL—PISTON
AS OF DECEMBER 31, 1993

Model/Series	Designation			Air Carrier	General Aviation	Total Aircraft
	Seats	Aircraft/ Engine Type	No. Engines			
GLASAIR FT	2	41	1	0	12	12
GLASAIR I	2	41	1	0	4	4
GLASAIR I FT	2	41	1	0	2	2
GLASAIR I RG	2	41	1	0	4	4
GLASAIR I TD	2	41	1	0	2	2
GLASAIR I-RG	2	41	1	0	1	1
GLASAIR II	2	41	1	0	2	2
GLASAIR II F T	2	41	1	0	1	1
GLASAIR II FT	2	41	1	0	7	7
GLASAIR II FT SH	2	41	1	0	1	1
GLASAIR II RG	2	41	1	0	7	7
GLASAIR II S	2	41	1	0	1	1
GLASAIR II S FT	2	41	1	0	3	3
GLASAIR II S RG	2	41	1	0	1	1
GLASAIR II S TD	2	41	1	0	1	1
GLASAIR II SH 2F	2	41	1	0	1	1
GLASAIR II SRG	2	41	1	0	1	1
GLASAIR II TD	2	41	1	0	1	1
GLASAIR II-S FT	2	41	1	0	1	1
GLASAIR II-S RG	2	41	1	0	1	1
GLASAIR III	2	41	1	0	75	75
GLASAIR III AB	2	41	1	0	1	1
GLASAIR III SH 3R	2	41	1	0	1	1
GLASAIR III SH-3R	2	41	1	0	3	3
GLASAIR III SH3R	2	41	1	0	1	1
GLASAIR IIS	2	41	1	0	1	1
GLASAIR IRG SH-2	2	41	1	0	1	1
GLASAIR R.G.	2	41	1	0	1	1
GLASAIR RG	2	41	1	0	27	27
GLASAIR RG (SH-2)	2	41	1	0	1	1
GLASAIR RG II	2	41	1	0	2	2
GLASAIR RG SH-2	2	41	1	0	1	1
GLASAIR RG SH-2R	2	41	1	0	3	3
GLASAIR RG SH2R	2	41	1	0	1	1
GLASAIR SH II S	2	41	1	0	1	1
GLASAIR SH III	2	41	1	0	2	2
GLASAIR SH 2	2	41	1	0	4	4
GLASAIR SH 2 FT	2	41	1	0	1	1
GLASAIR SH 2F	2	41	1	0	6	6
GLASAIR SH 2R	2	41	1	0	4	4
GLASAIR SH-2	2	41	1	0	44	44
GLASAIR SH-2F	2	41	1	0	6	6
GLASAIR SH-2FT	2	41	1	0	1	1
GLASAIR SH-2R	2	41	1	0	13	13
GLASAIR SH-3R	2	41	1	0	4	4
GLASAIR SHA	2	41	1	0	7	7
GLASAIR SH2	2	41	1	0	6	6
GLASAIR SH2 FT	2	41	1	0	1	1
GLASAIR SH2 R	2	41	1	0	1	1
GLASAIR SH2 RG	3	41	1	0	1	1
GLASAIR SH2F	2	41	1	0	2	2

U.S. REGISTERED CIVIL AIRCRAFT
BY MANUFACTURER AND MODEL—NUMBER OF SEATS
AMATEUR/EXPERIMENTAL—PISTON
AS OF DECEMBER 31, 1993

Model/Series	Designation			Air Carrier	General Aviation	Total Aircraft
	Seats	Aircraft/ Engine Type	No. Engines			
GLASAIR SH2R	2	41	1	0	1	1
GLASAIR T D	2	41	1	0	1	1
GLASAIR TAIL DRAGGER	2	41	1	0	1	1
GLASAIR TD	2	41	1	0	5	5
GLASAIR TG 1	2	41	1	0	1	1
GLASAIR TG 633	2	41	1	0	1	1
GLASAIR 1 RG	2	41	1	0	1	1
GLASAIR 1 TD	2	41	1	0	1	1
GLASAIR 1TD	2	41	1	0	1	1
GLASAIR 11S FT	2	41	1	0	1	1
GLASAIR 3	2	41	1	0	1	1
GLASAIR 3SH-3R	2	41	1	0	1	1
GLASAIR-KEEN	2	41	1	0	1	1
GLASAIR-MALONE	2	41	1	0	1	1
GLASAIR-SHA	2	41	1	0	1	1
GLASAIR-SH2	2	41	1	0	1	1
GLASAIR-TD	2	41	1	0	1	1
GLASAIR-WRY	2	41	1	0	1	1
GLASAIRIII	2	41	1	0	1	1
GLASS AIR 2S FT	2	41	1	0	1	1
GLASS SLIPPER	1	41	1	0	1	1
GLASSAIR I GL 20	2	41	1	0	1	1
GLASSAIR III	2	41	1	0	1	1
GLASSAIR III SH3	2	41	1	0	1	1
GLASSIAR SH-2TD	2	41	1	0	1	1
GLEN-LEE II	2	41	1	0	1	1
GLOBE GC-1B	2	41	1	0	1	1
GLS-4	2	41	1	0	1	1
GL20 GLASAIR II SRG	2	41	1	0	1	1
GN 1 AIR CAMPER	2	41	1	0	1	1
GN 1 AIRCAMPER	2	41	1	0	1	1
GN-1	2	41	1	0	3	3
GN-1 AIR CAMPER	2	41	1	0	3	3
GN-1 AIRCAMPER	2	41	1	0	11	11
GN-1 PIENTENPOL	2	41	1	0	1	1
GNOME	1	41	1	0	1	1
GN1 AIR CAMPER	2	41	1	0	1	1
GN1 AIRCAMPER	2	41	1	0	1	1
GOLD WING	1	41	1	0	1	1
GOLDDUSTER	1	41	1	0	1	1
GOLDEN AGE STA	2	41	1	0	1	1
GOLDEN AGE 280SS	1	41	1	0	1	1
GOLDEN BIPE GP-4	1	41	1	0	1	1
GOLDWING	1	41	1	0	65	65
GOLDWING LTD	1	41	1	0	1	1
GOLDWING ST	1	41	1	0	7	7
GOLDWING STANDARD	1	41	1	0	1	1
GOLDWING STD	1	41	1	0	1	1
GOLDWING/STARFIRE	1	41	1	0	1	1
GOODYEAR-REBUILDER	1	41	1	0	1	1
GOOSE	2	41	1	0	1	1

U.S. REGISTERED CIVIL AIRCRAFT
BY MANUFACTURER AND MODEL—NUMBER OF SEATS
AMATEUR/EXPERIMENTAL—PISTON
AS OF DECEMBER 31, 1993

Model/Series	Designation			Air Carrier	General Aviation	Total Aircraft
	Seats	Aircraft/ Engine Type	No. Engines			
GOSHAWK 350	1	41	1	0	1	1
GOSSAGE STITS SA6B	2	41	1	0	1	1
GP-1	2	41	1	0	1	1
GP-4	2	41	1	0	2	2
GPA-2	2	41	1	0	1	1
GPI	2	41	1	0	1	1
GR-1	1	41	1	0	2	2
GR-2	2	41	1	0	1	1
GR-7	1	41	1	0	1	1
GRAFLITE	2	41	1	0	1	1
GRAHAM SUPER MIDGET	1	41	1	0	1	1
GRASSHOPPER-1	2	41	1	0	1	1
GREAT LAKES	1	41	1	0	3	3
GREAT LAKES DX-I	1	41	1	0	1	1
GREAT LAKES JCW	2	41	1	0	1	1
GREAT LAKES MODIFIED	2	41	1	0	1	1
GREAT LAKES REPLICA	2	41	1	0	1	1
GREAT LAKES SPECIAL	2	41	1	0	1	1
GREAT LAKES 2T-1	1	41	1	0	3	3
GREAT LAKES 2T-1A	1	41	1	0	9	9
GREAT LAKES 2T-1A-E	2	41	1	0	1	1
GREAT LAKES 2T-1A-2W	2	41	1	0	1	1
GREAT LAKES 2T-1AK	2	41	1	0	1	1
GREAT LAKES 2T-1C	1	41	1	0	1	1
GREAT LAKES 2T-1L	2	41	1	0	1	1
GREAT LAKES 2T-1R	2	41	1	0	1	1
GREAT LAKES 2TIA	2	41	1	0	1	1
GREAT LAKES 2T1A	2	41	1	0	10	10
GREAT LAKES 2T1E	2	41	1	0	1	1
GREAT LAKES 2T1R	2	41	1	0	1	1
GREEN 1	2	41	1	0	1	1
GREENAPPLES AT19	2	41	1	0	1	1
GREGA AIR-CAMPER	2	41	1	0	1	1
GREGA AIRCAMPER	2	41	1	0	1	1
GREGA GN-1	2	41	1	0	1	1
GRHAM LEE STVR NU 17	1	41	1	0	1	1
GRIFF SPECIAL 1	1	41	1	0	1	1
GRIFFEN STAR-LITE	1	41	1	0	1	1
GRIVOT	1	41	1	0	1	1
GROVER	1	41	1	0	2	2
GRUMMAN FM-2	1	41	1	0	1	1
GT-400	1	41	1	0	1	1
GT-500	2	41	1	0	4	4
GT400	1	41	1	0	2	2
GT500	2	41	1	0	5	5
GT503 (EIPPER)	1	41	1	0	1	1
GULFSTREAM AM G-164B	1	41	1	0	1	1
GULFSTREAM AM G-164C	1	41	1	0	1	1
GUNDERSON TRAINER	1	41	1	0	1	1
GUPPY SNS-2	1	41	1	0	1	1
GUSTY MK.1	1	41	1	0	1	1

U.S. REGISTERED CIVIL AIRCRAFT
BY MANUFACTURER AND MODEL—NUMBER OF SEATS
AMATEUR/EXPERIMENTAL—PISTON
AS OF DECEMBER 31, 1993

Model/Series	Designation			Air Carrier	General Aviation	Total Aircraft
	Seats	Aircraft/ Engine Type	No. Engines			
GW MODIFIED	2	41	1	0	1	1
GWSP	1	41	1	0	1	1
GY 201 MINICAB	2	41	1	0	1	1
GY-20	2	41	1	0	5	5
GYGNET SF-2A	2	41	1	0	1	1
GYGNET SF2A	2	41	1	0	1	1
GYPSY	2	41	1	0	1	1
GYPSY MOTH	2	41	1	0	1	1
GYPSY ROSE	1	41	1	0	1	1
GYRUS 360	1	41	1	0	1	1
GY20H	2	41	1	0	1	1
G1	2	41	1	0	1	1
G33	4	41	1	0	1	1
G35	4	41	1	0	2	2
H	5	41	1	0	1	1
H & M SPORT	2	41	1	0	1	1
H 36 DIMONA	2	41	1	0	4	4
H. L. S.	1	41	1	0	1	1
H.B.-1	1	41	1	0	1	1
H-1	2	41	1	0	1	1
H-10	4	41	1	0	1	1
H-18	11	51	2	0	1	1
H-2 SH-2F	1	41	1	0	1	1
H-295	6	41	1	0	2	2
H-300	2	41	1	0	1	1
H-395	5	41	1	0	1	1
H-700	2	41	1	0	2	2
HA-2M SPORTSTER	2	41	1	0	2	2
HABERCRAFT	1	41	1	0	1	1
HAC MODEL A-001	1	41	1	0	1	1
HAC 1	2	41	1	0	1	1
HAGS RAG III	2	41	1	0	1	1
HAGSRAG II	2	41	1	0	1	1
HAGUEWOOD E RACER	2	41	1	0	1	1
HAIGH RATSREPUS SS 2	1	41	1	0	1	1
HAIGH SPECIAL	1	41	1	0	1	1
HALBERSTADT	2	41	1	0	1	1
HALBERSTADT D IV	1	41	1	0	1	1
HAM 2	2	41	1	0	1	1
HANRIOT	1	41	1	0	1	1
HANSEN RV-4	2	41	1	0	1	1
HANSEN SOLUTION	1	41	1	0	1	1
HANSON BUCKER 131E	2	41	1	0	2	2
HANSON SPECIAL DH3	2	41	1	0	1	1
HARDEN 320	1	41	1	0	1	1
HARMON ROCKET	1	41	1	0	1	1
HARMON ROCKET II	2	41	1	0	1	1
HARMON ROCK0T	1	41	1	0	1	1
HARRIS #5	2	41	1	0	1	1
HARRISON	1	41	1	0	1	1
HARTLINE KITFOX III	2	41	1	0	1	1

U.S. REGISTERED CIVIL AIRCRAFT
BY MANUFACTURER AND MODEL—NUMBER OF SEATS
AMATEUR/EXPERIMENTAL—PISTON
AS OF DECEMBER 31, 1993

Model/Series	Designation			Air Carrier	General Aviation	Total Aircraft
	Seats	Aircraft/ Engine Type	No. Engines			
HARTLINE PULSAR I	2	41	1	0	1	1
HARVARD II B	2	41	1	0	2	2
HARVARD MK IV	2	41	1	0	46	46
HARVARD MKII	2	41	1	0	3	3
HARVARD 2	2	41	1	0	4	4
HARVARD 4	2	41	1	0	6	6
HATBOX SPECIAL	1	41	1	0	1	1
HATZ BI-PLANE CB-1	2	41	1	0	1	1
HATZ BIPLANE	2	41	1	0	2	2
HATZ C B-1	1	41	1	0	1	1
HATZ C.B.1	2	41	1	0	1	1
HATZ CB 1	2	41	1	0	1	1
HATZ CB-1	2	41	1	0	32	32
HATZ CB1	2	41	1	0	3	3
HATZ EXP 2	2	41	1	0	1	1
HATZ KB1	2	41	1	0	1	1
HATZ LB-1	2	41	1	0	1	1
HATZ LB1	2	41	1	0	1	1
HATZ SPECIAL	2	41	1	0	1	1
HATZ-MOONEY CB-1	1	41	1	0	1	1
HATZ-VAN	2	41	1	0	1	1
HAWK	1	41	1	0	8	8
HAWK A	1	41	1	0	2	2
HAWK II	2	41	1	0	4	4
HAWK P-6E	1	41	1	0	1	1
HAWK 304	2	41	1	0	1	1
HAWKER FURY II	1	41	1	0	1	1
HAWKER HURRICANE	1	41	1	0	1	1
HAWKER MARK 20	2	41	1	0	1	1
HAWKER MK II B	1	41	1	0	1	1
HAYDEN MONI	1	41	1	0	1	1
HAYFIELD HARRIER	4	41	1	0	1	1
HB	1	41	1	0	2	2
HC 150	2	41	1	0	1	1
HC-1	1	41	1	0	1	1
HC-1108	1	41	1	0	1	1
HC-115	2	41	1	0	1	1
HC-131A	48	51	2	0	1	1
HCV-110	2	41	1	0	1	1
HE-III	5	51	2	0	2	2
HE-1	1	41	1	0	1	1
HEAD WIND	1	41	1	0	1	1
HEADWIN-B	1	41	1	0	1	1
HEADWIND	1	41	1	0	3	3
HEADWIND B	1	41	1	0	1	1
HEADWIND D	1	41	1	0	1	1
HEADWIND JD HW 17	1	41	1	0	1	1
HEADWIND JD1HW1.7	1	41	1	0	2	2
HEADWIND 17	1	41	1	0	1	1
HEATH BABY BULLET	1	41	1	0	1	1
HEATH CNA-40	1	41	1	0	2	2

U.S. REGISTERED CIVIL AIRCRAFT
BY MANUFACTURER AND MODEL—NUMBER OF SEATS
AMATEUR/EXPERIMENTAL—PISTON
AS OF DECEMBER 31, 1993

Model/Series	Designation			Air Carrier	General Aviation	Total Aircraft
	Seats	Aircraft/ Engine Type	No. Engines			
HEATH LN	1	41	1	0	1	1
HEATH MODEL V	2	41	1	0	1	1
HEATH PARASOL	1	41	1	0	3	3
HEATH PARASOL A	1	41	1	0	1	1
HEATH SUPER PARASOL	1	41	1	0	4	4
HEATH-V	1	41	1	0	1	1
HEAVY HAULER	2	41	1	0	1	1
HEAVY TRI-GEAR	2	41	1	0	1	1
HELICOM H-2 COMMUTER	1	41	1	0	1	1
HELMERICHS 32	1	41	1	0	1	1
HELTON HAWK	2	41	1	0	1	1
HERQUI	1	41	1	0	1	1
HESS-FISHER CLASSIC	2	41	1	0	1	1
HESSER VP II	2	41	1	0	1	1
HI MAX	1	41	1	0	5	5
HIGH TOW	2	41	1	0	1	1
HIGH WING MONO CUBBY	2	41	1	0	1	1
HIGH-MAX II	2	41	1	0	1	1
HIPERBIPE	2	41	1	0	4	4
HIPERBIPE SNS 7	2	41	1	0	1	1
HIPERBIPE SNS-7	2	41	1	0	18	18
HIPERLIGHT SNS-8	1	41	1	0	2	2
HJ	1	41	1	0	1	1
HJ51	1	41	1	0	1	1
HK	1	41	1	0	1	1
HK-8	2	41	1	0	1	1
HLS-02X	2	41	1	0	1	1
HM 297	1	41	1	0	1	1
HM 360	2	41	1	0	1	1
HM-293	1	41	1	0	1	1
HM-293-T1	2	41	1	0	1	1
HM162	1	41	1	0	1	1
HM293	1	41	1	0	1	1
HN-1	2	41	1	0	1	1
HO-BO KR2	2	41	1	0	1	1
HO-2	1	41	1	0	1	1
HOBO	1	41	1	0	1	1
HOEFFEL SX300	2	41	1	0	1	1
HOLMES SPECIAL	2	41	1	0	1	1
HOLMES SPECIAL S2C	2	41	1	0	1	1
HOLSCLAW	2	41	1	0	1	1
HOLT-XP	2	41	1	0	1	1
HOME BUILT	2	41	1	0	4	4
HOMEBREWERS SPECIAL	1	41	1	0	1	1
HOMEBUILT	2	41	1	0	17	17
HOMEBUILT BEDE-4	1	41	1	0	1	1
HOMEBUILT JT-2	1	41	1	0	1	1
HOMEBUILT MOD.1	2	41	1	0	1	1
HOMEBUILT SKYBOLT	1	41	1	0	1	1
HOMEBUILT VOLKSPLANE	1	41	1	0	1	1
HOMEBUILT WAS	2	41	1	0	1	1

U.S. REGISTERED CIVIL AIRCRAFT
BY MANUFACTURER AND MODEL—NUMBER OF SEATS
AMATEUR/EXPERIMENTAL—PISTON
AS OF DECEMBER 31, 1993

Model/Series	Designation			Air Carrier	General Aviation	Total Aircraft
	Seats	Aircraft/ Engine Type	No. Engines			
HOMEBUILT-U II	1	41	1	0	1	1
HOMESTEADER	4	41	1	0	1	1
HOOPS KR2	2	41	1	0	1	1
HOOTENGOOTER	1	41	1	0	1	1
HORIZON	2	41	1	0	1	1
HORIZON I	2	41	1	0	2	2
HORIZON 1	2	41	1	0	1	1
HORNET	1	41	1	0	2	2
HORNET MOTH DH 87B	4	41	1	0	1	1
HOUSE CH I MOTORGLDR	2	41	1	0	1	1
HOVEY BETA BIRD	1	41	1	0	2	2
HOVEY DELTA BIRD	1	41	1	0	2	2
HOVEY WD-A	1	41	1	0	1	1
HOWARD DGA-3	1	41	1	0	1	1
HOWLAND H-2A	1	41	1	0	1	1
HP-18	1	41	1	0	1	1
HPAC-2	2	41	1	0	1	1
HPK	2	41	1	0	1	1
HR	1	41	1	0	1	1
HR-1	2	41	1	0	1	1
HS-1	2	41	1	0	1	1
HU 16A	8	51	2	0	1	1
HU 16E	8	51	2	0	1	1
HU-GO CRAFT	1	41	1	0	1	1
HU-16	5	51	2	0	2	2
HU-16C	8	51	2	0	3	3
HUBER BD4	4	41	1	0	1	1
HUDSON RQ 282	4	41	1	0	1	1
HUFFAIRE MONOPLANE	2	41	1	0	1	1
HUGHES ULTRA WS	1	41	1	0	1	1
HULLER	2	41	1	0	1	1
HUMBUG	1	41	1	0	1	1
HUMMEL BIRD	1	41	1	0	4	4
HUMMEL BIRD-M	1	41	1	0	1	1
HUMMELBIRD	1	41	1	0	1	1
HUMMER	1	41	1	0	17	17
HUMMER A	1	41	1	0	8	8
HUMMER B	1	41	1	0	3	3
HUMMER DRM	1	41	1	0	1	1
HUMMER-A	1	41	1	0	10	10
HUMMER-B	1	41	1	0	8	8
HUMMING BIRD	1	41	1	0	1	1
HUMMINGBIRD	1	51	2	0	1	1
HUNT-MONOFLY	1	41	1	0	1	1
HURRICANE	1	41	1	0	1	1
HURRICANE II	2	41	1	0	1	1
HURRICANE MK IIB	1	41	1	0	1	1
HUSH PUPPY	2	41	1	0	1	1
HW - X - 26 - 52	2	41	1	0	1	1
HWCK CGS	1	41	1	0	1	1
HWP 40-1	1	41	1	0	1	1

U.S. REGISTERED CIVIL AIRCRAFT
BY MANUFACTURER AND MODEL—NUMBER OF SEATS
AMATEUR/EXPERIMENTAL—PISTON
AS OF DECEMBER 31, 1993

Model/Series	Designation			Air Carrier	General Aviation	Total Aircraft
	Seats	Aircraft/ Engine Type	No. Engines			
HW75	3	41	1	0	1	1
HYDROPLUM PETREL	2	41	1	0	1	1
HYPERBIPE SNS-7	2	41	1	0	2	2
HYPERLIGHT SNS-8	1	41	1	0	1	1
HYSTER	2	41	1	0	1	1
H1	2	41	1	0	1	1
H1H	2	41	1	0	1	1
H35	4	41	1	0	2	2
H800	2	41	1	0	1	1
II	2	41	1	0	11	11
II-2	2	41	1	0	1	1
III	1	41	1	0	1	1
III KITFOX	2	41	1	0	1	1
III M	1	41	1	0	3	3
III M SPORT	1	41	1	0	1	1
IIIM	1	41	1	0	13	13
IIM	1	41	1	0	1	1
ILSE	4	41	1	0	1	1
IMPROVED AIRCAMPER	2	41	1	0	1	1
INDREBO GLASAIR	2	41	1	0	1	1
INF	3	41	1	0	1	1
INOVATION	1	41	1	0	1	1
INTERSTATE S1B4	4	41	1	0	1	1
IRONSIDES XS-1	1	41	1	0	1	1
IV	2	41	1	0	2	2
IVER	2	41	1	0	1	1
IWG	1	41	1	0	1	1
IXI	1	41	1	0	1	1
J & M MODEL 14	4	41	1	0	1	1
J 3	1	41	1	0	2	2
J 3 CUB	2	41	1	0	2	2
J 3 KITTEN	1	41	1	0	1	1
J 5 MARCO	1	41	1	0	1	1
J-SMITH	1	41	1	0	1	1
J-1	3	41	1	0	3	3
J-1 STANDARD	2	41	1	0	1	1
J-2	2	41	1	0	1	1
J-2-L1B	2	41	1	0	2	2
J-22 SPORTSMAN	2	41	1	0	1	1
J-3	2	41	1	0	7	7
J-3 ACRO CUBY	2	41	1	0	1	1
J-3 CUBY	2	41	1	0	2	2
J-3 KITTEN	1	41	1	0	3	3
J-3 REPLICA L4	2	41	1	0	1	1
J-3 SUPER KITTEN	1	41	1	0	1	1
J-3 TRAINER	2	41	1	0	1	1
J-3C	2	41	1	0	2	2
J-3C-65	2	41	1	0	1	1
J-4	2	41	1	0	1	1
J-4.5	2	41	1	0	1	1
J-5 MARCO	1	41	1	0	2	2

U.S. REGISTERED CIVIL AIRCRAFT
BY MANUFACTURER AND MODEL—NUMBER OF SEATS
AMATEUR/EXPERIMENTAL—PISTON
AS OF DECEMBER 31, 1993

Model/Series	Designation			Air Carrier	General Aviation	Total Aircraft
	Seats	Aircraft/ Engine Type	No. Engines			
J-5 SUPER KITTEN	1	41	1	0	1	1
J-5-A	2	41	1	0	1	1
J-5A	3	41	1	0	1	1
J-6 KARATOO	2	41	1	0	6	6
JACK DAY LONG EZE	2	41	1	0	1	1
JACKS AIRCAMPER	2	41	1	0	1	1
JACKSON HATZ	2	41	1	0	1	1
JACKSON P-51	1	41	1	0	1	1
JACKSON SONERAI I	1	41	1	0	1	1
JAEGER DIX	1	41	1	0	1	1
JAGUAR	2	41	1	0	1	1
JAKE	4	41	1	0	1	1
JALOPY-1	2	41	1	0	1	1
JAMES 1	1	41	1	0	1	1
JANECEK 23A	2	41	1	0	1	1
JAP. ZERO A6M5-52	1	41	1	0	1	1
JARMON-GLASAIR	2	41	1	0	1	1
JAVELIN WICHAWK	2	41	1	0	1	1
JAYBIRD	3	41	1	0	1	1
JAYHAWK	1	41	1	0	1	1
JB SPECIAL	2	41	1	0	1	1
JB-1	2	41	1	0	1	1
JBS3	2	41	1	0	1	1
JCG	2	41	1	0	1	1
JCR-1	2	41	1	0	1	1
JC31A	2	41	1	0	1	1
JD SPECIAL	1	41	1	0	1	1
JD-1	1	41	1	0	1	1
JD-2	2	41	1	0	1	1
JD2FF	1	41	1	0	2	2
JE-2	2	41	1	0	1	1
JEANIE TEENIE	1	41	1	0	2	2
JEANIE TEENIE TWO	1	41	1	0	1	1
JEANIE'S TEENIE	1	41	1	0	1	1
JEANIE'S TEENIE I	1	41	1	0	1	1
JEANIE'S TEENIE II	1	41	1	0	1	1
JEANIES TEENIE	1	41	1	0	4	4
JEANIES TEENIE I	1	41	1	0	1	1
JEANIES TEENIE II	1	41	1	0	2	2
JEANIES TEENIE MOD	1	41	1	0	1	1
JEANNIES TEENIE	1	41	1	0	1	1
JEANNIES TEENIE MOD.	1	41	1	0	1	1
JEANNIES TEENY TWO	1	41	1	0	1	1
JEE TEE-1	1	41	1	0	1	1
JEE-TWO JE-2	2	41	1	0	1	1
JEENIE TEENIE	1	41	1	0	1	1
JEENIE TEENIE TWO	1	41	1	0	1	1
JEENIES TEENIE	1	41	1	0	1	1
JEFFAIR BARRACUDA	2	41	1	0	1	1
JEKYLL-GLASAIR	2	41	1	0	1	1
JENNEY JN-4D	2	41	1	0	2	2

U.S. REGISTERED CIVIL AIRCRAFT
BY MANUFACTURER AND MODEL—NUMBER OF SEATS
AMATEUR/EXPERIMENTAL—PISTON
AS OF DECEMBER 31, 1993

Model/Series	Designation			Air Carrier	General Aviation	Total Aircraft
	Seats	Aircraft/ Engine Type	No. Engines			
JENNINGS SPECIAL	1	41	1	0	1	1
JENNY	2	41	1	0	2	2
JENNY (3/4 SCALE)	1	41	1	0	1	1
JENNY JN-4D	1	41	1	0	1	1
JENNY JN4D	1	41	1	0	1	1
JENNY JN4D REPLICA	2	41	1	0	1	1
JENSEN DELTA JD2A	4	41	1	0	1	1
JERGENSON SKYBOLT	2	41	1	0	1	1
JERRELL RV-4	2	41	1	0	1	1
JET HAWK II	1	41	1	0	1	1
JETWING	1	41	1	0	1	1
JE5A	1	41	1	0	1	1
JG-2	2	41	1	0	1	1
JGM-1	1	41	1	0	1	1
JH-1	1	41	1	0	1	1
JILEK CHALLENGER	2	41	1	0	1	1
JIM'S FLY BABY	1	41	1	0	1	1
JJ SPECIAL	2	41	1	0	1	1
JK 1-A	1	41	1	0	1	1
JK-1	1	41	1	0	1	1
JK-1 LARK	1	41	1	0	1	1
JK1-B	1	41	1	0	1	1
JL-125	2	41	1	0	1	1
JL-65	1	41	1	0	1	1
JM-1	1	41	1	0	1	1
JM-101	2	41	1	0	1	1
JM-5	2	41	1	0	1	1
JN-S	2	41	1	0	1	1
JN-1	1	41	1	0	4	4
JN-4-D JENNY	2	41	1	0	1	1
JN-4D JENNY REPLICA	2	41	1	0	1	1
JN-4H	2	41	1	0	1	1
JND-1	1	41	1	0	1	1
JN4C-REPLICA	2	41	1	0	1	1
JN4CAN	2	41	1	0	2	2
JN4D	2	41	1	0	10	10
JN4D2 REPLICA	2	41	1	0	1	1
JODEL	3	41	1	0	1	1
JODEL D-II	2	41	1	0	1	1
JODEL D-11	2	41	1	0	2	2
JODEL D-9	1	41	1	0	3	3
JODEL D9	1	41	1	0	1	1
JODEL F 10	1	41	1	0	1	1
JODEL F 12	2	41	1	0	1	1
JODEL F 12 3	1	41	1	0	1	1
JODEL F-11	2	41	1	0	4	4
JODEL F-12	2	41	1	0	3	3
JODEL F-12A	3	41	1	0	1	1
JODEL F11	2	41	1	0	2	2
JODEL F11-3	2	41	1	0	1	1
JODEL-F12	3	41	1	0	1	1

U.S. REGISTERED CIVIL AIRCRAFT
BY MANUFACTURER AND MODEL—NUMBER OF SEATS
AMATEUR/EXPERIMENTAL—PISTON
AS OF DECEMBER 31, 1993

Model/Series	Designation			Air Carrier	General Aviation	Total Aircraft
	Seats	Aircraft/ Engine Type	No. Engines			
JODELL D-11	2	41	1	0	1	1
JOHNSON BIPLANE	1	41	1	0	1	1
JOHNSON CHRIS-TENA	1	41	1	0	1	1
JOHNSON SRVG	3	41	1	0	1	1
JOHNSON-HATZ CB-1	2	41	1	0	1	1
JOHNSON-VARIEZE	1	41	1	0	1	1
JONES REBEL 300	1	41	1	0	1	1
JONES-PITTS SPECIAL	1	41	1	0	1	1
JP 350-1	1	41	1	0	1	1
JP-1	2	41	1	0	1	1
JP3	1	41	1	0	1	1
JR ACE	2	41	1	0	1	1
JR ACE E	1	41	1	0	2	2
JR CUB	1	41	1	0	1	1
JR CW1	2	41	1	0	5	5
JR. ACE "E"	2	41	1	0	1	1
JR. ACE MOD. E	1	41	1	0	1	1
JR. AEROSPORT	1	41	1	0	1	1
JR.ACE MODEL-E	2	41	1	0	1	1
JR-1	1	41	1	0	1	1
JRD HM 360	1	41	1	0	1	1
JR1	2	41	1	0	1	1
JS	1	41	1	0	1	1
JS 201	2	41	1	0	1	1
JS-3	2	41	1	0	1	1
JT-SP	2	41	1	0	1	1
JT-1	1	41	1	0	1	1
JT-11	1	41	1	0	1	1
JT1-M	1	41	1	0	1	1
JU 87-B2	1	41	1	0	1	1
JU-52	20	51	3	0	1	1
JUDE-FISHER FP101	1	41	1	0	1	1
JUDY MONO SPORT	1	41	1	0	1	1
JUNGLE CAT	1	41	1	0	1	1
JUNGMAN	1	41	1	0	1	1
JUNGMAN BU-131	1	41	1	0	3	3
JUNGMEISTER	2	41	1	0	1	1
JUNGMEISTER BU 133C	1	41	1	0	1	1
JUNGMEISTER BU133	1	41	1	0	1	1
JUNGMEISTER BU133D1	1	41	1	0	1	1
JUNGMEISTER BU133S	2	41	1	0	2	2
JUNGMEISTER REPLICA	1	41	1	0	1	1
JUNGSTER I	2	41	1	0	6	6
JUNGSTER II	1	41	1	0	4	4
JUNGSTER IIII	2	41	1	0	1	1
JUNGSTER IV	2	41	1	0	1	1
JUNGSTER J-1	1	41	1	0	1	1
JUNGSTER JI	1	41	1	0	1	1
JUNGSTER 1	1	41	1	0	2	2
JUNGSTER 1 PAPOOSE	1	41	1	0	1	1
JUNGSTER 1YJ01	1	41	1	0	1	1

U.S. REGISTERED CIVIL AIRCRAFT
BY MANUFACTURER AND MODEL—NUMBER OF SEATS
AMATEUR/EXPERIMENTAL—PISTON
AS OF DECEMBER 31, 1993

Model/Series	Designation			Air Carrier	General Aviation	Total Aircraft
	Seats	Aircraft/ Engine Type	No. Engines			
JUNGSTER-I	1	41	1	0	7	7
JUNGSTER-1	1	41	1	0	1	1
JUNIOR	1	41	1	0	1	1
JUNIOR ACE	2	41	1	0	10	10
JUNIOR ACE "E"	2	41	1	0	1	1
JUNIOR ACE E	2	41	1	0	7	7
JUNIOR ACE E-MOD	2	41	1	0	1	1
JUNIOR ACE MODEL "E"	2	41	1	0	1	1
JUNIOR ACE MODEL E	2	41	1	0	1	1
JUNIOR ACE-E	2	41	1	0	1	1
JUNIOR 85	2	41	1	0	1	1
JUNSTER	1	41	1	0	1	1
JUNSTER-I	1	41	1	0	1	1
JURCA MJ-10	2	41	1	0	1	1
JURCA MJ-5 SIROCCO	2	41	1	0	1	1
JURCA MJ-77-J	2	41	1	0	1	1
JURCA MJ2 TEMPETE	1	41	1	0	1	1
JURCA MJ5	2	41	1	0	1	1
JURCA MJ77	2	41	1	0	1	1
JURCA SIROCCO	2	41	1	0	1	1
JURCA TEMPETE	1	41	1	0	1	1
JURCA TEMPETE MJ-2	1	41	1	0	1	1
JURCA-MJ55	1	41	1	0	1	1
JUSTIN-1	2	41	1	0	1	1
JV SA 102 CAVALIER	2	41	1	0	1	1
JW-2	2	41	1	0	1	1
JWM	3	41	1	0	1	1
JW9L	2	41	1	0	1	1
J1	2	41	1	0	1	1
J24 WEEDHOPPER	2	41	1	0	1	1
J3	2	41	1	0	1	1
J3 KITTEN	1	41	1	0	2	2
J3-R	2	41	1	0	1	1
J3C-65	2	41	1	0	32	32
J3F-65	2	41	1	0	1	1
J3L-65	2	41	1	0	1	1
J35	5	41	1	0	1	1
J4	2	41	1	0	1	1
J4-B	1	41	1	0	1	1
J4A	2	41	1	0	1	1
J4E	2	41	1	0	1	1
J5-SUPERKITTEN	1	41	1	0	1	1
J5A	3	41	1	0	5	5
J5C	3	41	1	0	1	1
J6 BIRD DOG	2	41	1	0	1	1
J6 KARATOO	2	41	1	0	3	3
K	2	41	1	0	1	1
K R 2	2	41	1	0	1	1
K-M	1	41	1	0	1	1
K-2	2	41	1	0	1	1
KA-18L	2	41	1	0	1	1

U.S. REGISTERED CIVIL AIRCRAFT
BY MANUFACTURER AND MODEL—NUMBER OF SEATS
AMATEUR/EXPERIMENTAL—PISTON
AS OF DECEMBER 31, 1993

Model/Series	Designation			Air Carrier	General Aviation	Total Aircraft
	Seats	Aircraft/ Engine Type	No. Engines			
KAMMERMAN ARTIC TERN	2	41	1	0	1	1
KASPERWING	2	41	1	0	1	1
KASPERWING 180B	1	41	1	0	1	1
KAWECK MUSTANG II	2	41	1	0	1	1
KB-2	2	41	1	0	2	2
KB3	1	41	1	0	1	1
KC-2	2	41	1	0	1	1
KEITHS PRIDE	1	41	1	0	1	1
KELCH TA-12	2	41	1	0	1	1
KELEHER LARK	1	41	1	0	1	1
KELEHER LARK JK-1A	1	41	1	0	3	3
KELEHER LARK JK-1B	1	41	1	0	1	1
KELEHER LARK KR1B	1	41	1	0	1	1
KELERHER LARK JK-1B	1	41	1	0	1	1
KELLER KRUISER	4	41	1	0	1	1
KELLY D	2	41	1	0	6	6
KELLY J-3	2	41	1	0	1	1
KELLY TAYLOR MONO	1	41	1	0	1	1
KELLY XP-503	2	41	1	0	1	1
KELLY-D	2	41	1	0	4	4
KELLY-D BI PLANE	2	41	1	0	1	1
KELLY-DBL	2	41	1	0	1	1
KELLY-280XC	1	41	1	0	1	1
KEN RAND KR-2	2	41	1	0	2	2
KEN RAND-1	1	41	1	0	1	1
KENSHIP 1	2	41	1	0	1	1
KESTRAL HAWK	2	41	1	0	1	1
KESTRAL II	2	41	1	0	1	1
KESTREL	1	51	2	0	1	1
KESTREL HAWK	2	41	1	0	2	2
KIESEL EASY	2	41	1	0	1	1
KILBURN COUGAR I	2	41	1	0	1	1
KING COBRA	2	41	1	0	12	12
KING COBRA A	2	41	1	0	4	4
KING COBRA B	2	41	1	0	1	1
KING COBRA-J	2	41	1	0	1	1
KING MINI	1	41	1	0	1	1
KINGFISHER	2	41	1	0	10	10
KINGFISHER "A"	2	41	1	0	1	1
KINGFISHER-A	2	41	1	0	1	1
KIS	2	41	1	0	1	1
KIS TRI-R TR1	2	41	1	0	1	1
KIS-TR-1	2	41	1	0	1	1
KIT FOX	2	41	1	0	1	1
KIT FOX II	2	41	1	0	2	2
KIT FOX III	2	41	1	0	1	1
KIT FOX IV	2	41	1	0	1	1
KIT FOX IV 1200	2	41	1	0	1	1
KIT FOX 3	2	41	1	0	1	1
KITFOX	2	41	1	0	136	136
KITFOX # 1	2	41	1	0	1	1

U.S. REGISTERED CIVIL AIRCRAFT
BY MANUFACTURER AND MODEL—NUMBER OF SEATS
AMATEUR/EXPERIMENTAL—PISTON
AS OF DECEMBER 31, 1993

Model/Series	Designation			Air Carrier	General Aviation	Total Aircraft
	Seats	Aircraft/ Engine Type	No. Engines			
KITFOX #2	2	41	1	0	1	1
KITFOX FOUR	2	41	1	0	1	1
KITFOX I	2	41	1	0	5	5
KITFOX II	2	41	1	0	72	72
KITFOX III	2	41	1	0	97	97
KITFOX III SPEEDSTER	2	41	1	0	1	1
KITFOX III/IV	2	41	1	0	1	1
KITFOX IV	2	41	1	0	97	97
KITFOX IV SPEEDSTER	2	41	1	0	2	2
KITFOX IV 1200	2	41	1	0	5	5
KITFOX IV 1200 SPDSR	2	41	1	0	1	1
KITFOX IV-1200	2	41	1	0	3	3
KITFOX KF 1	2	41	1	0	1	1
KITFOX MKIV-1200	2	41	1	0	1	1
KITFOX MOD I	2	41	1	0	1	1
KITFOX MOD II	2	41	1	0	1	1
KITFOX MOD III	2	41	1	0	2	2
KITFOX MODEL I	2	41	1	0	3	3
KITFOX MODEL II	2	41	1	0	6	6
KITFOX MODEL III	1	41	1	0	4	4
KITFOX MODEL 1	2	41	1	0	16	16
KITFOX MODEL 2	2	41	1	0	23	23
KITFOX MODEL 4	2	41	1	0	1	1
KITFOX SPEEDSTER	2	41	1	0	6	6
KITFOX T G	2	41	1	0	1	1
KITFOX TM IV1200	2	41	1	0	1	1
KITFOX VI	2	41	1	0	1	1
KITFOX VIXEN	2	41	1	0	1	1
KITFOX XL	2	41	1	0	1	1
KITFOX 1	2	41	1	0	5	5
KITFOX 1200 IV	2	41	1	0	1	1
KITFOX 2	2	41	1	0	12	12
KITFOX 2 MB	2	41	1	0	1	1
KITFOX 2-3	2	41	1	0	1	1
KITFOX 3	2	41	1	0	4	4
KITFOX 4	2	41	1	0	8	8
KITFOX 4 SPEEDSTER	2	41	1	0	1	1
KITFOX 4-1200	2	41	1	0	1	1
KITFOX 532	2	41	1	0	1	1
KITFOX 582	2	41	1	0	1	1
KITFOX-SPEEDSTER	2	41	1	0	1	1
KITFOXII	2	41	1	0	1	1
KITTY HAWK	1	41	1	0	1	1
KLEBS FLYBABY	1	41	1	0	1	1
KLEBS PIETENPOL	2	41	1	0	1	1
KM-2	2	41	1	0	1	1
KM3	2	41	1	0	1	1
KNIGHT FALCON	2	41	1	0	2	2
KNIGHT TWISTER	1	41	1	0	2	2
KNOWLES-THORP KT-18	2	41	1	0	1	1
KOHLER MUSTANG M-II	2	41	1	0	1	1

U.S. REGISTERED CIVIL AIRCRAFT
BY MANUFACTURER AND MODEL—NUMBER OF SEATS
AMATEUR/EXPERIMENTAL—PISTON
AS OF DECEMBER 31, 1993

Model/Series	Designation			Air Carrier	General Aviation	Total Aircraft
	Seats	Aircraft/ Engine Type	No. Engines			
KOLB FIRESTAR	1	41	1	0	6	6
KOLB FIRESTAR AK-1	1	41	1	0	1	1
KOLB FLYER	1	41	1	0	1	1
KOLB MARK II	2	41	1	0	6	6
KOLB MARK III	2	41	1	0	10	10
KOLB MARK MK-2	2	41	1	0	1	1
KOLB MARK 2	2	41	1	0	1	1
KOLB MK II TWINSTAR	2	41	1	0	1	1
KOLB MK III	2	41	1	0	8	8
KOLB TWIN STAR	2	41	1	0	3	3
KOLB TWIN-STAR	2	41	1	0	1	1
KOLB TWINSTAR	2	41	1	0	45	45
KOLB TWINSTAR G S	2	41	1	0	1	1
KOLB TWINSTAR II	2	41	1	0	2	2
KOLB TWINSTAR III	2	41	1	0	1	1
KOLB TWINSTAR MK II	2	41	1	0	26	26
KOLB TWINSTAR MK III	2	41	1	0	3	3
KOLB TWINSTAR MK-II	2	41	1	0	1	1
KOLB TWINSTAR TSP-1	2	41	1	0	1	1
KOLB ULTRA STAR	1	41	1	0	1	1
KOLBE TWINSTAR	2	41	1	0	1	1
KOMET MODEL 163	2	51	2	0	1	1
KOOKABURRA 320	4	41	1	0	1	1
KORNS CAPER	2	41	1	0	1	1
KOSTOOM-3	2	41	1	0	1	1
KOWALEWSKI ZERO FITR	2	41	1	0	1	1
KR II	2	41	1	0	3	3
KR P-51J	1	41	1	0	1	1
KR 1	1	41	1	0	3	3
KR 1 1/2	1	41	1	0	1	1
KR 1 5	1	41	1	0	1	1
KR 1.5	2	41	1	0	1	1
KR 2	2	41	1	0	24	24
KR 2 S	2	41	1	0	1	1
KR 2-PLACE	2	41	1	0	1	1
KR 2M	2	41	1	0	1	1
KR-I	2	41	1	0	1	1
KR-II	2	41	1	0	15	15
KR-II MODIFIED	2	41	1	0	1	1
KR-1	1	41	1	0	77	77
KR-1B	1	41	1	0	1	1
KR-100	2	41	1	0	1	1
KR-2	2	41	1	0	323	323
KR-2 MODIFIED	2	41	1	0	1	1
KR-2 PS SPECIAL	2	41	1	0	1	1
KR-2-2100T	2	41	1	0	1	1
KR-2A MODIFIED	2	41	1	0	1	1
KR-2DP	2	41	1	0	1	1
KR-2M	2	41	1	0	1	1
KR-200	2	41	1	0	1	1
KR-3	2	41	1	0	1	1

U.S. REGISTERED CIVIL AIRCRAFT
BY MANUFACTURER AND MODEL—NUMBER OF SEATS
AMATEUR/EXPERIMENTAL—PISTON
AS OF DECEMBER 31, 1993

Model/Series	Designation			Air Carrier	General Aviation	Total Aircraft
	Seats	Aircraft/ Engine Type	No. Engines			
KRI	1	41	1	0	2	2
KRII	2	41	1	0	3	3
KRISTEN FLYER	1	41	1	0	1	1
KR2	2	41	1	0	15	15
KR2 MODEL 1	2	41	1	0	1	1
KR2-PDL	2	41	1	0	1	1
KS-1	1	41	1	0	2	2
KSE5A	1	41	1	0	1	1
KTP	1	41	1	0	1	1
KUEHL-GLASAIR	2	41	1	0	1	1
KV-3	1	41	1	0	1	1
KZ III	2	41	1	0	2	2
K1K	2	41	1	0	1	1
K1S-1	2	41	1	0	1	1
K10 SHOESTRING	1	41	1	0	1	1
K35	5	41	1	0	1	1
L	3	41	1	0	1	1
L-A-43	2	41	1	0	1	1
L-1F	2	41	1	0	1	1
L-13A	3	41	1	0	2	2
L-13B	2	41	1	0	1	1
L-16A	2	41	1	0	1	1
L-2	1	41	1	0	1	1
L-2 REPLICA	1	41	1	0	1	1
L-21	2	41	1	0	1	1
L-39Z0	2	41	1	0	3	3
L-4	2	41	1	0	1	1
L-4J	2	41	1	0	1	1
L-5	2	41	1	0	6	6
L-6	1	41	1	0	1	1
LA-1	1	41	1	0	4	4
LA-4-200	4	41	1	0	1	1
LACO 125	2	41	1	0	1	1
LACO 145	2	41	1	0	2	2
LACO 145-A	2	41	1	0	1	1
LADIGO KR-2	2	41	1	0	1	1
LAKE LA-250	5	41	1	0	1	1
LAKE LA-4	4	41	1	0	1	1
LAKE LA-4-200	4	41	1	0	2	2
LAKE LA-4-250	4	41	1	0	3	3
LAKE 250	4	41	1	0	4	4
LAMBDA COOT	2	41	1	0	1	1
LAME DUCK	1	41	1	0	1	1
LANCAIR	2	41	1	0	12	12
LANCAIR ES 4	4	41	1	0	1	1
LANCAIR FB 360	2	41	1	0	1	1
LANCAIR IV	4	41	1	0	8	8
LANCAIR O-200	2	41	1	0	1	1
LANCAIR O-235	2	41	1	0	1	1
LANCAIR 0 320	2	41	1	0	1	1
LANCAIR 0-235	2	41	1	0	2	2

U.S. REGISTERED CIVIL AIRCRAFT
BY MANUFACTURER AND MODEL—NUMBER OF SEATS
AMATEUR/EXPERIMENTAL—PISTON
AS OF DECEMBER 31, 1993

Model/Series	Designation			Air Carrier	General Aviation	Total Aircraft
	Seats	Aircraft/ Engine Type	No. Engines			
LANCAIR 0235	2	41	1	0	3	3
LANCAIR 200	2	41	1	0	3	3
LANCAIR 200 SE	2	41	1	0	1	1
LANCAIR 200/235	2	41	1	0	1	1
LANCAIR 215	2	41	1	0	1	1
LANCAIR 235	2	41	1	0	64	64
LANCAIR 235/320	2	41	1	0	1	1
LANCAIR 235D	2	41	1	0	1	1
LANCAIR 235M	2	41	1	0	1	1
LANCAIR 320	2	41	1	0	97	97
LANCAIR 320/360	2	41	1	0	1	1
LANCAIR 360	2	41	1	0	23	23
LANCAIR 360A	2	41	1	0	1	1
LANCAIR360	2	41	1	0	1	1
LANCE AERO	4	41	1	0	1	1
LANCER	2	41	1	0	1	1
LANGLEY TRI-QUICKIE	2	41	1	0	1	1
LANGLEY VARI-EZE	2	41	1	0	1	1
LARK	2	41	1	0	1	1
LARK 95	1	41	1	0	2	2
LARSELL S-3	1	41	1	0	1	1
LARSON AKROSTAR 330	1	41	1	0	1	1
LASER	1	41	1	0	2	2
LASER EDGE 230	1	41	1	0	1	1
LASER 200	1	41	1	0	2	2
LASER 230	1	41	1	0	1	1
LASER 260	1	41	1	0	1	1
LAST	2	41	1	0	1	1
LAUGHING GULL	1	41	1	0	2	2
LAUGHING GULL II	1	41	1	0	1	1
LAUX CASSUTT	1	41	1	0	1	1
LAWSON SPECIAL MOD.2	1	41	1	0	1	1
LAZAIR	2	41	1	0	1	1
LAZAIR II	2	41	1	0	1	1
LAZAIR SS	1	41	1	0	1	1
LAZER EDGE	1	41	1	0	1	1
LAZER Z 230	1	41	1	0	1	1
LA4A	1	41	1	0	2	2
LB-1	2	41	1	0	3	3
LC-RW300	3	41	1	0	3	3
LC-1	1	41	1	0	1	1
LCA	2	41	1	0	2	2
LD-1	2	41	1	0	1	1
LEADERS AM-JB1	1	41	1	0	1	1
LEE-WRAY NIEUPORT 17	1	41	1	0	1	1
LEE/GEISER-NIEUPRT17	1	41	1	0	1	1
LEIDER THORP T-18	2	41	1	0	1	1
LESA BAIR T. C. 1	2	41	1	0	1	1
LEWANN BIPLANE DD-1	1	41	1	0	1	1
LEWOCZKO	1	41	1	0	1	1
LE61	2	41	1	0	1	1

U.S. REGISTERED CIVIL AIRCRAFT
BY MANUFACTURER AND MODEL—NUMBER OF SEATS
AMATEUR/EXPERIMENTAL—PISTON
AS OF DECEMBER 31, 1993

Model/Series	Designation			Air Carrier	General Aviation	Total Aircraft
	Seats	Aircraft/ Engine Type	No. Engines			
LF-1	1	41	1	0	1	1
LF107	1	41	1	0	1	1
LG2H	2	41	1	0	1	1
LHN	1	41	1	0	1	1
LIBERTY SPORT MOD B	2	41	1	0	1	1
LIGHT AIRPLANE	1	41	1	0	1	1
LIGHTHIZER SPECIAL	1	41	1	0	1	1
LIGHTING BUG	1	41	1	0	1	1
LIGHTNING BUG 2	1	41	1	0	1	1
LIL MUGGER	1	41	1	0	1	1
LIL NUBBIN	2	41	1	0	1	1
LIL PAWNEE	1	41	1	0	1	1
LIL RASCAL	2	41	1	0	1	1
LIM-6 BIS	2	41	1	0	1	1
LINCH	2	41	1	0	1	1
LINCOLN PETE	2	41	1	0	1	1
LINCOLN REPLICA	1	41	1	0	1	1
LINCOLN SPORTPLANE	1	41	1	0	1	1
LITTLE BEAR 1	2	41	1	0	1	1
LITTLE BIRD #2	1	41	1	0	1	1
LITTLE LOOPER	1	41	1	0	1	1
LITTLE MOSQUITO	1	41	1	0	1	1
LITTLE ROCKET RACER	1	41	1	0	1	1
LITTLE STEARMAN	1	41	1	0	1	1
LITTLE TOOT	1	41	1	0	9	9
LITTLE TOOT F-200	2	41	1	0	1	1
LITTLEJOHN PT-19	2	41	1	0	1	1
LK1	1	41	1	0	1	1
LLOYD-TEENIE	1	41	1	0	1	1
LM I	2	41	1	0	4	4
LM II	2	41	1	0	1	1
LM 1	1	41	1	0	1	1
LM-1	2	41	1	0	4	4
LM-1X	1	41	1	0	1	1
LM-5X	2	41	1	0	1	1
LM1-2P	2	41	1	0	1	1
LM2X-2P	2	41	1	0	1	1
LNB HEATH	1	41	1	0	1	1
LOEHL SPORT PARASOL	1	41	1	0	1	1
LOEHLE AVIA 5151RG	1	41	1	0	1	1
LOEHLE AVIATION 5151	1	41	1	0	1	1
LOEHLE P-40	1	41	1	0	1	1
LOFTIN KR-2	2	41	1	0	1	1
LOGANAIR I	2	41	1	0	1	1
LOHLE 5151	1	41	1	0	1	1
LOMAR	1	41	1	0	1	1
LOMBARD-DILLEY-68	1	41	1	0	1	1
LONE RANGER	1	41	1	0	1	1
LONE RANGER S C	1	41	1	0	1	1
LONESTAR	2	41	1	0	1	1
LONEZE	2	41	1	0	1	1

U.S. REGISTERED CIVIL AIRCRAFT
BY MANUFACTURER AND MODEL—NUMBER OF SEATS
AMATEUR/EXPERIMENTAL—PISTON
AS OF DECEMBER 31, 1993

Model/Series	Designation			Air Carrier	General Aviation	Total Aircraft
	Seats	Aircraft/ Engine Type	No. Engines			
LONG E Z	2	41	1	0	1	1
LONG E-Z	2	41	1	0	3	3
LONG EZ	2	41	1	0	197	197
LONG EZ B	2	41	1	0	1	1
LONG EZ SAARUS	2	41	1	0	1	1
LONG EZ TR	2	41	1	0	1	1
LONG EZ 61	2	41	1	0	1	1
LONG EZ/II	1	41	1	0	1	1
LONG EZ/XP	2	41	1	0	1	1
LONG EZE	2	41	1	0	31	31
LONG TIME COMING	2	41	1	0	1	1
LONG-EZ	2	41	1	0	185	185
LONG-EZ INVICTUS	2	41	1	0	1	1
LONG-EZ-B	2	41	1	0	1	1
LONG-EZ-160	2	41	1	0	1	1
LONG-EZE	2	41	1	0	35	35
LONG——EZ	2	41	1	0	1	1
LONG—EZE	2	41	1	0	1	1
LONGEZ	2	41	1	0	9	9
LONGEZE	2	41	1	0	23	23
LONGMIRE LJ-2	2	41	1	0	1	1
LONGSTER	1	41	1	0	6	6
LONGSTER III	1	41	1	0	1	1
LOOK ALIKE	2	41	1	0	1	1
LOUDENSLAGER 300	1	41	1	0	2	2
LOVELL EZ	2	41	1	0	1	1
LOVINGS LOVE	1	41	1	0	2	2
LOW WING	1	41	1	0	1	1
LOW-WING	2	41	1	0	1	1
LOWLANDER B	2	41	1	0	1	1
LP-180	4	41	1	0	1	1
LP-33	2	41	1	0	1	1
LR-1A	11	41	1	0	1	1
LS	2	41	1	0	1	1
LS-2	1	41	1	0	1	1
LUCKETT FLYBABY	1	41	1	0	1	1
LUDWIG 3	2	41	1	0	1	1
LULU	2	41	1	0	2	2
LUSCOMBE MOD 10 REP	1	41	1	0	1	1
LUSCOMBE 8A	2	41	1	0	1	1
LUTHER 1	1	41	1	0	1	1
LUTON MIDGET RACER	1	41	1	0	1	1
LUTON MINOR LA4A	2	41	1	0	2	2
LVI	1	41	1	0	1	1
LW 137	1	41	1	0	1	1
LW-1	1	41	1	0	3	3
LYNCH SKYBOLT 01	2	41	1	0	1	1
LYONS SUPER KOALA	2	41	1	0	1	1
L1	1	41	1	0	1	1
L2B	2	41	1	0	1	1
L39C	1	41	1	0	1	1

U.S. REGISTERED CIVIL AIRCRAFT
BY MANUFACTURER AND MODEL—NUMBER OF SEATS
AMATEUR/EXPERIMENTAL—PISTON
AS OF DECEMBER 31, 1993

Model/Series	Designation			Air Carrier	General Aviation	Total Aircraft
	Seats	Aircraft/ Engine Type	No. Engines			
L39CT	2	41	1	0	1	1
L4	2	41	1	0	1	1
L4H	2	41	1	0	1	1
M	2	41	1	0	2	2
M W S-22	2	41	1	0	1	1
M 81	5	41	1	0	1	1
M.A. 18	2	41	1	0	1	1
M.M.1	2	41	1	0	1	1
M-II	2	41	1	0	3	3
M-III	1	41	1	0	1	1
M-MA4	2	41	1	0	1	1
M-1	1	41	1	0	10	10
M-10	2	41	1	0	1	1
M-102	1	41	1	0	1	1
M-18 DROMADER	1	41	1	0	1	1
M-18A DROMADER	2	41	1	0	5	5
M-18C	1	41	1	0	2	2
M-20G	4	41	1	0	1	1
M-21	2	41	1	0	1	1
M-4-210C	4	41	1	0	1	1
M-4-220C	4	41	1	0	1	1
M-5-180C	4	41	1	0	1	1
M-5-200	4	41	1	0	1	1
M-5-235C	4	41	1	0	1	1
M-62	2	41	1	0	1	1
M-62A	2	41	1	0	1	1
M-62A-3	2	41	1	0	1	1
MA 5 CHARGER	2	41	1	0	2	2
MA-11	2	41	1	0	1	1
MA-4 LANCER	1	41	1	0	1	1
MA-5	2	41	1	0	2	2
MA-5 CHARGER	2	41	1	0	13	13
MAC-BIRD I MODEL A	1	41	1	0	1	1
MAC-1	1	41	1	0	1	1
MAC-145	2	41	1	0	1	1
MAC-52A	1	41	1	0	1	1
MACAIR MERLIN SPT 65	2	41	1	0	1	1
MACHAIRA	1	41	1	0	1	1
MACKIE 1	2	41	1	0	1	1
MADERA RV-3	1	41	1	0	1	1
MAGNUM	2	41	1	0	1	1
MAI-890	1	41	1	0	7	7
MALER-CHINOOK	2	41	1	0	1	1
MAMZER 1	2	41	1	0	1	1
MANPOWER	1	41	1	0	1	1
MANTA FOXBAT	2	41	1	0	1	1
MAREK SUPER PRSPCTER	1	41	1	0	1	1
MARINER	2	41	1	0	1	1
MARK II	1	41	1	0	5	5
MARK II TWINSTAR	2	41	1	0	1	1
MARK III	1	41	1	0	3	3

U.S. REGISTERED CIVIL AIRCRAFT
BY MANUFACTURER AND MODEL—NUMBER OF SEATS
AMATEUR/EXPERIMENTAL—PISTON
AS OF DECEMBER 31, 1993

Model/Series	Designation			Air Carrier	General Aviation	Total Aircraft
	Seats	Aircraft/ Engine Type	No. Engines			
MARK IV	2	41	1	0	2	2
MARK V	2	41	1	0	1	1
MARK 15	1	41	1	0	1	1
MARK 4 AVID	2	41	1	0	1	1
MARK 6	6	41	1	0	2	2
MARK 9	3	41	1	0	1	1
MARQUART CHARGER	2	41	1	0	1	1
MARQUART CHARGER MA5	2	41	1	0	5	5
MARQUART M 5 CHARGER	2	41	1	0	1	1
MARQUART MA-5	1	41	1	0	8	8
MARQUART MA-5 CHGR	2	41	1	0	1	1
MARQUART MA5 CHARGER	2	41	1	0	6	6
MARQUAT CHARGER MA-5	2	41	1	0	1	1
MARQUAT MA-5	1	41	1	0	1	1
MARSH RV-6	2	41	1	0	1	1
MARSH SPECIAL	4	41	1	0	1	1
MARTIN BEAVER RX550	2	41	1	0	1	1
MARTIN MINIPLANE	1	41	1	0	1	1
MARTIN RV-4	2	41	1	0	1	1
MARTIN SUPER T	2	41	1	0	1	1
MARTYN-HEADWIND	1	41	1	0	1	1
MARVIN TAILWIND	2	41	1	0	1	1
MASON SE5A	1	41	1	0	1	1
MATEICEK MXL II	2	41	1	0	1	1
MATHIEU-RUSSELL	1	41	1	0	1	1
MATTHES	2	41	1	0	1	1
MAUZY PAC 2 POLM	2	41	1	0	1	1
MAVERICK MA-3	1	41	1	0	1	1
MAX I	2	41	1	0	1	1
MAXAIR ARV 582	2	41	1	0	2	2
MAXAIR DR 503	1	41	1	0	1	1
MAXAIR DRIFT ARV 582	2	41	1	0	1	1
MAXAIR DRIFTER	2	41	1	0	4	4
MAXAIR DRIFTER DR532	1	41	1	0	2	2
MAXAIR DRIFTER MU532	2	41	1	0	3	3
MAXAIR DRIFTER XP503	2	41	1	0	8	8
MAXAIR HUMMER C	1	41	1	0	1	1
MAXAIR MU 532	2	41	1	0	2	2
MAXAIR MU-532	2	41	1	0	2	2
MAXAIR MU503	2	41	1	0	2	2
MAXAIR MU532	2	41	1	0	6	6
MAXAIR MU532 DRIFTER	2	41	1	0	1	1
MAXAIR XP 503	2	41	1	0	3	3
MAXAIR XP503	2	41	1	0	4	4
MAXAIR 503	2	41	1	0	1	1
MAXAIR 582 DRIFTER	2	41	1	0	1	1
MAXWELL-COBRA	2	41	1	0	1	1
MAY BEE	1	41	1	0	1	1
MA5 CHARGER	2	41	1	0	2	2
MB-1	2	41	1	0	2	2
MC COUPE	1	41	1	0	1	1

U.S. REGISTERED CIVIL AIRCRAFT
BY MANUFACTURER AND MODEL—NUMBER OF SEATS
AMATEUR/EXPERIMENTAL—PISTON
AS OF DECEMBER 31, 1993

Model/Series	Designation			Air Carrier	General Aviation	Total Aircraft
	Seats	Aircraft/ Engine Type	No. Engines			
MC 12	1	51	2	0	1	1
MC-15 CRICKET	1	51	2	0	1	1
MC-4	2	41	1	0	1	1
MC-40	2	41	1	0	1	1
MCCUTCHAN GLASAIR	2	41	1	0	1	1
MCDINE EAA BIPLANE	2	41	1	0	1	1
MCGILL M-1 BIPLANE	1	41	1	0	1	1
MCHOLLAND XPA-11	2	41	1	0	1	1
MCKAY VELOCITY	4	41	1	0	1	1
MCKENNA CHARGER	2	41	1	0	1	1
MCM-1	1	41	1	0	1	1
MCPITTS	1	41	1	0	1	1
MC12 CRICKET	1	41	1	0	1	1
ME 108 TAIFUN	4	41	1	0	2	2
ME 109 C4K	1	41	1	0	3	3
ME 109 G	1	41	1	0	2	2
ME-109	1	41	1	0	1	1
ME-18	2	41	1	0	1	1
ME-2-Y	2	41	1	0	1	1
ME-208	1	41	1	0	1	1
MEAD ADVENTURE	1	41	1	0	1	1
MEADOW LARK	2	41	1	0	2	2
MEADOWLARK WM-1	2	41	1	0	1	1
MEB	1	41	1	0	1	1
MEC 100	1	41	1	0	1	1
MEECH BABY ACE MOD D	1	41	1	0	1	1
MELMOTH	1	41	1	0	1	1
MERCER SPRINT	1	41	1	0	1	1
MERE-MERIT	2	41	1	0	1	1
MERGANSER	2	41	1	0	1	1
MERLIN	2	41	1	0	3	3
MERLIN GT	2	41	1	0	3	3
MERLIN SPORT 65	2	41	1	0	1	1
MEYER LITTLE TOOT	1	41	1	0	2	2
MEYERAD EAA BIPLANE	2	41	1	0	1	1
MEYERS LITTLE TOOT	1	41	1	0	2	2
MEYERS STX12	1	41	1	0	1	1
MEYERS 145 REPLICA	2	41	1	0	1	1
MF-11	1	41	1	0	1	1
MG-100	1	41	1	0	1	1
MG982	1	41	1	0	1	1
MH 1521 BROUSSARD	6	41	1	0	11	11
MICROWING	1	41	1	0	1	1
MICTHELL B-10	1	41	1	0	1	1
MIDGET MUSTAMG I	1	41	1	0	1	1
MIDGET MUSTANG	1	41	1	0	20	20
MIDGET MUSTANG I	1	41	1	0	6	6
MIDGET MUSTANG II	2	41	1	0	2	2
MIDGET MUSTANG M I	1	41	1	0	1	1
MIDGET MUSTANG M-I	1	41	1	0	1	1
MIDGET MUSTANG M-1	1	41	1	0	4	4

U.S. REGISTERED CIVIL AIRCRAFT
BY MANUFACTURER AND MODEL—NUMBER OF SEATS
AMATEUR/EXPERIMENTAL—PISTON
AS OF DECEMBER 31, 1993

Model/Series	Designation			Air Carrier	General Aviation	Total Aircraft
	Seats	Aircraft/ Engine Type	No. Engines			
MIDGET MUSTANG MI	1	41	1	0	1	1
MIDGET MUSTANG MM-I	1	41	1	0	1	1
MIDGET MUSTANG MM-1	1	41	1	0	11	11
MIDGET MUSTANG MMI	1	41	1	0	2	2
MIDGET MUSTANG MM1	1	41	1	0	1	1
MIDGET MUSTANG M1	1	41	1	0	1	1
MIDGET MUSTANG SM-1	1	41	1	0	1	1
MIDGET MUSTANG 1	1	41	1	0	1	1
MIDGET MUSTANG-I	1	41	1	0	5	5
MIDGET MUSTANG-1	1	41	1	0	2	2
MIDWING	1	41	1	0	1	1
MIGET MUSTANG	1	41	1	0	1	1
MIGNET 360	1	41	1	0	1	1
MIHALA LAKES	1	41	1	0	1	1
MIKEN SPECIAL	2	41	1	0	1	1
MIKES SKYBOLT	2	41	1	0	1	1
MILES-STARDUSTER TOO	2	41	1	0	1	1
MILLER BABY ACE	1	41	1	0	1	1
MILLER KITFOX	2	41	1	0	1	1
MILLER MONOPLANE	2	41	1	0	1	1
MILLER SPECIAL JM-2	1	41	1	0	2	2
MILLER SPORT WMII	2	41	1	0	1	1
MILLER TM-5	2	41	1	0	1	1
MILLIGAN SPEC	2	41	1	0	1	1
MINI ACE CA61	1	41	1	0	1	1
MINI COUPE	1	41	1	0	11	11
MINI COUPE-A	1	41	1	0	1	1
MINI CUB	1	41	1	0	1	1
MINI IMP	2	41	1	0	3	3
MINI IMP MODEL C	1	41	1	0	1	1
MINI IMP RC-2	1	41	1	0	1	1
MINI MAC	1	41	1	0	1	1
MINI MASTER	2	51	2	0	1	1
MINI MAX	1	41	1	0	15	15
MINI MAX R1600	1	41	1	0	1	1
MINI MAX W/B	1	41	1	0	1	1
MINI MC II	1	41	1	0	1	1
MINI MUSTANG I	2	41	1	0	1	1
MINI MUSTANG P51	1	41	1	0	1	1
MINI ONE	1	41	1	0	1	1
MINI PLANE	1	41	1	0	1	1
MINI-COUPE	1	41	1	0	7	7
MINI-IMP	1	41	1	0	1	1
MINI-IMP-C	1	41	1	0	1	1
MINI-MAX	1	41	1	0	1	1
MINI-PLANE	1	41	1	0	1	1
MINIACE CA-61	1	41	1	0	1	1
MINICAB COUPE	2	41	1	0	1	1
MINICAB GY-20	2	41	1	0	1	1
MINICAB HAWK BM4	2	41	1	0	1	1
MINICAB-MODIFIED	1	41	1	0	1	1

U.S. REGISTERED CIVIL AIRCRAFT
BY MANUFACTURER AND MODEL—NUMBER OF SEATS
AMATEUR/EXPERIMENTAL—PISTON
AS OF DECEMBER 31, 1993

Model/Series	Designation			Air Carrier	General Aviation	Total Aircraft
	Seats	Aircraft/ Engine Type	No. Engines			
MINIMAX	1	41	1	0	2	2
MINIMAX II	1	41	1	0	2	2
MINIPLANE	1	41	1	0	31	31
MINIPLANE BK-1	1	41	1	0	1	1
MINIPLANE D-1	1	41	1	0	1	1
MINIPLANE DSA-1	1	41	1	0	4	4
MINIPLANE DSA1	1	41	1	0	1	1
MINIPLANE DSA2	1	41	1	0	1	1
MINK	6	51	2	0	1	1
MIRAGE	1	41	1	0	2	2
MIRAGE TUTOR	2	41	1	0	1	1
MIRAGE 2	2	41	1	0	1	1
MISS THERAPY	1	41	1	0	1	1
MITCHEL WING B-10	1	41	1	0	2	2
MITCHELL A-10	1	41	1	0	2	2
MITCHELL AG-38A	1	41	1	0	1	1
MITCHELL B-10	1	41	1	0	7	7
MITCHELL B10A	1	41	1	0	1	1
MITCHELL P-38	1	41	1	0	6	6
MITCHELL P38	1	41	1	0	1	1
MITCHELL T-10	2	41	1	0	6	6
MITCHELL U-2	1	41	1	0	10	10
MITCHELL U-2 SUPER	1	41	1	0	1	1
MITCHELL U2	1	41	1	0	1	1
MITCHELL U2-C	1	41	1	0	1	1
MITCHELL WING	1	41	1	0	2	2
MITCHELL WING B 10	1	41	1	0	1	1
MITCHELL WING B-10	1	41	1	0	9	9
MITCHELL WING P-38	1	41	1	0	2	2
MITCHELL WING P38	1	41	1	0	1	1
MITCHELL WING T-10	2	41	1	0	1	1
MITCHELL WING U-2	1	41	1	0	2	2
MITCHELL WING U2	1	41	1	0	1	1
MITI MOUZ	2	41	1	0	1	1
MJ 5	2	41	1	0	1	1
MJ-3	1	41	1	0	1	1
MJ-5 SIROCCO	2	41	1	0	1	1
MJ-7 GNATSUM	1	41	1	0	1	1
MJ-77 MUSTANG P-51D	2	41	1	0	1	1
MJA SPORT	2	41	1	0	1	1
MJ5 SIROCCO	2	41	1	0	1	1
MJ5 SIROCCO-EAGLE	2	41	1	0	1	1
MJ5H2	1	41	1	0	1	1
MK IV	2	41	1	0	1	1
MK 10 SEA FURY	1	41	1	0	1	1
MK 11 SEA FURY	1	41	1	0	5	5
MK-1	2	41	1	0	2	2
MKR-1	1	41	1	0	1	1
MLX II	2	41	1	0	1	1
MM 1	1	41	1	0	1	1
MM-1	2	41	1	0	12	12

U.S. REGISTERED CIVIL AIRCRAFT
BY MANUFACTURER AND MODEL—NUMBER OF SEATS
AMATEUR/EXPERIMENTAL—PISTON
AS OF DECEMBER 31, 1993

Model/Series	Designation			Air Carrier	General Aviation	Total Aircraft
	Seats	Aircraft/ Engine Type	No. Engines			
MM-1-B	1	41	1	0	1	1
MM1	1	41	1	0	3	3
MOCK-WEEHOPPER SUPER	1	41	1	0	1	1
MOD SONERAI II L	2	41	1	0	1	1
MOD SPORTSMAN	2	41	1	0	1	1
MOD 1	1	41	1	0	1	1
MOD. CL-1	1	41	1	0	1	1
MOD. E JR ACE	1	41	1	0	1	1
MOD. STEPHENS ARCO	1	41	1	0	1	1
MOD. TEENIE TWO	1	41	1	0	1	1
MODEL "A"	1	41	1	0	1	1
MODEL "C"	1	41	1	0	1	1
MODEL D	1	41	1	0	1	1
MODEL DK-1	1	41	1	0	3	3
MODEL II	2	41	1	0	1	1
MODEL P	1	41	1	0	1	1
MODEL R	1	41	1	0	1	1
MODEL SV	1	41	1	0	1	1
MODEL 01	2	41	1	0	1	1
MODEL 1	2	41	1	0	8	8
MODEL 1A	2	41	1	0	1	1
MODEL 100	1	41	1	0	1	1
MODEL 4	2	41	1	0	1	1
MODEL 40	4	51	2	0	1	1
MODEL-A	1	41	1	0	1	1
MODEL-I	1	41	1	0	2	2
MODEL-1	1	41	1	0	3	3
MODEL-3	2	41	1	0	1	1
MODIFIED	1	41	1	0	3	3
MODIFIED BABY ACE	1	41	1	0	1	1
MODIFIED CASSUTT	1	41	1	0	1	1
MODIFIED COUGAR	2	41	1	0	1	1
MODIFIED FLYBABY	1	41	1	0	1	1
MODIFIED J-6	2	41	1	0	1	1
MODIFIED KR-1	1	41	1	0	1	1
MODIFIED KR-2	2	41	1	0	1	1
MODIFIED PA-18	2	41	1	0	1	1
MODIFIED PIETENPOL	2	41	1	0	2	2
MODIFIED PITTS	2	41	1	0	2	2
MODIFIED WINDWAGON	1	41	1	0	1	1
MODIFLY	2	41	1	0	1	1
MOHAWK	1	51	2	0	2	2
MOHAWK-Z	1	51	2	0	1	1
MOLT TAYLOR COOT-A	2	41	1	0	1	1
MONARCH	2	41	1	0	1	1
MONERAI	1	41	1	0	10	10
MONERAI P	1	41	1	0	1	1
MONERAI S	1	41	1	0	7	7
MONERAI-MAX	1	41	1	0	1	1
MONERAI-P	1	41	1	0	1	1
MONETT RAZORBACK	1	41	1	0	1	1

U.S. REGISTERED CIVIL AIRCRAFT
BY MANUFACTURER AND MODEL—NUMBER OF SEATS
AMATEUR/EXPERIMENTAL—PISTON
AS OF DECEMBER 31, 1993

Model/Series	Designation			Air Carrier	General Aviation	Total Aircraft
	Seats	Aircraft/ Engine Type	No. Engines			
MONEX	1	41	1	0	2	2
MONG	1	41	1	0	1	1
MONG SORT	1	41	1	0	1	1
MONG SPORT	1	41	1	0	6	6
MONG SPORT BIPLANE	1	41	1	0	1	1
MONG SPORT MS-1	1	41	1	0	1	1
MONG SPORT MS-2	1	41	1	0	2	2
MONG SPORT MS2	1	41	1	0	1	1
MONG SPORT-S	1	41	1	0	1	1
MONI	1	41	1	0	53	53
MONI MOTORGLIDER	1	41	1	0	1	1
MONI SONERIA	1	41	1	0	1	1
MONI TRI-GEAR	1	41	1	0	2	2
MONNETT II	1	41	1	0	2	2
MONNETT MONERAI	1	41	1	0	1	1
MONNETT MONERAI S	1	41	1	0	1	1
MONNETT MONI	1	41	1	0	45	45
MONNETT MONI A-1-A	1	41	1	0	1	1
MONNETT SONERAI II	2	41	1	0	6	6
MONNETT SONERAI ONE	1	41	1	0	1	1
MONNETT SONERAI-II	2	41	1	0	1	1
MONNETT-MONI	1	41	1	0	1	1
MONO FLY	1	41	1	0	1	1
MONO Z	1	41	1	0	1	1
MONO-FLY	1	41	1	0	10	10
MONOCOUPE	2	41	1	0	1	1
MONOCOUPE 90C	2	41	1	0	1	1
MONOCOUPE-113	2	41	1	0	1	1
MONOFLY	1	41	1	0	2	2
MONOFLY NO I	1	41	1	0	1	1
MONOPLANE	3	41	1	0	5	5
MONOPLANE AP-1	1	41	1	0	1	1
MONOPLANE TH-1	1	41	1	0	1	1
MONTANA COYOTE	2	41	1	0	3	3
MONTANA COYOTE PR 1	2	41	1	0	2	2
MONTANAN	2	41	1	0	1	1
MOONEY M-18-X	1	41	1	0	1	1
MOORE RECON	2	41	1	0	1	1
MOORE SS-3	1	41	1	0	1	1
MORAN SKYBOLT	2	41	1	0	1	1
MORANE 502	2	41	1	0	2	2
MOSEL FH-8	2	41	1	0	1	1
MOSLER ULTRA PUP	2	41	1	0	1	1
MOSLER 60EH	2	41	1	0	1	1
MOTH BAT 2	2	41	1	0	1	1
MOTH MINOR DH-94	4	41	1	0	1	1
MOTH MODEL I	2	41	1	0	1	1
MOULDER STOSSER	1	41	1	0	1	1
MOUNTAIN CLIMBER	2	41	1	0	1	1
MOUNTAIN GOAT	2	41	1	0	1	1
MP	2	41	1	0	1	1

U.S. REGISTERED CIVIL AIRCRAFT
BY MANUFACTURER AND MODEL—NUMBER OF SEATS
AMATEUR/EXPERIMENTAL—PISTON
AS OF DECEMBER 31, 1993

Model/Series	Designation			Air Carrier	General Aviation	Total Aircraft
	Seats	Aircraft/ Engine Type	No. Engines			
MR AMERICA	1	41	1	0	1	1
MR EASY	1	41	1	0	2	2
MR 1	2	41	1	0	1	1
MS 181	1	41	1	0	1	1
MS-1	1	41	1	0	1	1
MS-2	1	41	1	0	7	7
MS-2-K	1	41	1	0	1	1
MSA-115	1	41	1	0	1	1
MSB 1	1	41	1	0	1	1
MSP	2	41	1	0	1	1
MS894A	4	41	1	0	2	2
MT COYOTE	2	41	1	0	2	2
MT-18	2	41	1	0	1	1
MT-3	1	41	1	0	1	1
MTE 1	2	41	1	0	1	1
MU 532	2	41	1	0	3	3
MU 532 DRIFTER	1	41	1	0	1	1
MU-532	2	41	1	0	3	3
MU-582	2	41	1	0	1	1
MUD HEN	2	41	1	0	1	1
MURPHY LONG-EZE	2	41	1	0	1	1
MURPHY REBEL	2	41	1	0	5	5
MURPHY RENAGADE	2	41	1	0	1	1
MURPHY RENEGADE	2	41	1	0	2	2
MURPHY RENEGADE II	2	41	1	0	1	1
MURPHY RENEGADE SPIR	2	41	1	0	1	1
MURPHY RENGDE SPIRIT	2	41	1	0	1	1
MURPHY SPIRIT	1	41	1	0	2	2
MURRAY KR-2	2	41	1	0	1	1
MUSTANG	1	41	1	0	2	2
MUSTANG .75 P-51	2	41	1	0	1	1
MUSTANG F-51D	1	41	1	0	1	1
MUSTANG I	1	41	1	0	1	1
MUSTANG II	2	41	1	0	49	49
MUSTANG II GLA	2	41	1	0	1	1
MUSTANG II MOD	2	41	1	0	1	1
MUSTANG M II	1	41	1	0	3	3
MUSTANG M-II	2	41	1	0	1	1
MUSTANG M-1	1	41	1	0	2	2
MUSTANG MII	2	41	1	0	1	1
MUSTANG MM-1-10	1	41	1	0	1	1
MUSTANG MM-1-12	1	41	1	0	1	1
MUSTANG MOD. II	2	41	1	0	1	1
MUSTANG P51D	2	41	1	0	2	2
MUSTANG-II	2	41	1	0	8	8
MWP	2	41	1	0	1	1
MX	2	41	1	0	1	1
MX II	2	41	1	0	9	9
MX II + QUICKSILVER	2	41	1	0	1	1
MX II EIPPER	2	41	1	0	1	1
MX II SPRINT	2	41	1	0	1	1

U.S. REGISTERED CIVIL AIRCRAFT
BY MANUFACTURER AND MODEL—NUMBER OF SEATS
AMATEUR/EXPERIMENTAL—PISTON
AS OF DECEMBER 31, 1993

Model/Series	Designation			Air Carrier	General Aviation	Total Aircraft
	Seats	Aircraft/ Engine Type	No. Engines			
MX SPRINT II SKYHAWK	2	41	1	0	1	1
MX SUPER	1	41	1	0	8	8
MX SUPER HT	1	41	1	0	1	1
MX 11	2	41	1	0	1	1
MX 2	2	41	1	0	1	1
MX-2	1	41	1	0	2	2
MX-7-180	5	41	1	0	2	2
MX-7-180A	5	41	1	0	5	5
MX-7-235	5	41	1	0	6	6
MXII	2	41	1	0	2	2
MXII R503 QCKSLVR	2	41	1	0	1	1
MXL II	2	41	1	0	9	9
MXL II HP	2	41	1	0	1	1
MXL II SPORT	2	41	1	0	5	5
MXL SUPER	1	41	1	0	3	3
MXL 2 SPORT	2	41	1	0	1	1
MXL-II	2	41	1	0	3	3
MXL-2	2	41	1	0	1	1
MXLII	2	41	1	0	1	1
MXLII SPORT	2	41	1	0	1	1
MXT-7-180	5	41	1	0	5	5
MX2	2	41	1	0	1	1
MY OWN DESIGN	1	41	1	0	1	1
MY PATSY	2	41	1	0	1	1
MYERS GLASAIR	2	41	1	0	1	1
MYSTERY SHIP 2	3	41	1	0	1	1
M10C	1	51	2	0	1	1
M103	2	41	1	0	1	1
M18C MOONEY MITE	1	41	1	0	1	1
M2	4	51	2	0	1	1
M20	4	41	1	0	1	1
M20B	4	41	1	0	1	1
M20C	4	41	1	0	8	8
M20E	4	41	1	0	4	4
M20F	4	41	1	0	4	4
M20J	4	41	1	0	14	14
M20K	4	41	1	0	8	8
M20L	4	41	1	0	5	5
M20M	4	41	1	0	2	2
M20T	2	41	1	0	1	1
M3	2	41	1	0	1	1
M305	1	41	1	0	1	1
M337B	6	51	2	0	5	5
M35	5	41	1	0	2	2
N 3	1	41	1	0	1	1
N 3 PUP	1	41	1	0	2	2
N. DUNBAR VARIEZE	2	41	1	0	1	1
N-1	1	41	1	0	1	1
N-3 PUP	1	41	1	0	1	1
N-3 SUPER PUP	1	41	1	0	1	1
N-3 ULTRA PUP	2	41	1	0	1	1

U.S. REGISTERED CIVIL AIRCRAFT
BY MANUFACTURER AND MODEL—NUMBER OF SEATS
AMATEUR/EXPERIMENTAL—PISTON
AS OF DECEMBER 31, 1993

Model/Series	Designation			Air Carrier	General Aviation	Total Aircraft
	Seats	Aircraft/ Engine Type	No. Engines			
N-4	2	41	1	0	1	1
NA SUPER 6	2	41	1	0	1	1
NA 33-16	2	41	1	0	1	1
NA-50	2	41	1	0	1	1
NA-64	2	41	1	0	7	7
NADIG	2	41	1	0	1	1
NAKED ANGEL BREEZY	3	41	1	0	1	1
NAVION	5	41	1	0	5	5
NAVION A	5	41	1	0	6	6
NAVION B	5	41	1	0	2	2
NEILS TOY	2	41	1	0	1	1
NELSON AMPHIBIAN	4	41	1	0	1	1
NELSON VL5	1	41	1	0	1	1
NESMITH COUGAR	2	41	1	0	4	4
NESMITH COUGAR P.G.1	2	41	1	0	1	1
NESSMITH COUGAR-1	2	41	1	0	1	1
NEW STANDARD D-25	5	41	1	0	1	1
NEWTON SPECIAL	2	41	1	0	1	1
NEYS D260	2	41	1	0	1	1
NIEUPORT	2	41	1	0	5	5
NIEUPORT C-1-28	1	41	1	0	1	1
NIEUPORT II	1	41	1	0	12	12
NIEUPORT II REPLICA	1	41	1	0	1	1
NIEUPORT REPLICA	1	41	1	0	1	1
NIEUPORT X1	1	41	1	0	1	1
NIEUPORT 11	1	41	1	0	5	5
NIEUPORT 11-7/8SCALE	1	41	1	0	1	1
NIEUPORT 12	2	41	1	0	3	3
NIEUPORT 17	1	41	1	0	5	5
NIEUPORT 2N	1	41	1	0	1	1
NIEUPORT 24	1	41	1	0	1	1
NIEUPORT 24 BIS	1	41	1	0	1	1
NIEUPORT 24BIS	1	41	1	0	1	1
NIEUPORT 27	1	41	1	0	1	1
NIEUPORT 28	1	41	1	0	3	3
NIEUPORT 28C	1	41	1	0	1	1
NIEUPORT 28CREPLICA	1	41	1	0	1	1
NIEUPORT 83E	2	41	1	0	1	1
NIX BABY BEACH 18	2	41	1	0	1	1
NJVA	1	41	1	0	1	1
NJ4C	2	41	1	0	1	1
NL3W	2	41	1	0	1	1
NM	1	41	1	0	1	1
NOBLE SPECIAL	1	41	1	0	1	1
NOMAD	2	41	1	0	1	1
NOMAD II 26B	1	41	1	0	1	1
NOMAD NA-260	2	41	1	0	1	1
NORRIS SKYBOLT SF1	2	41	1	0	1	1
NORTH AMERICAN SNJ 5	2	41	1	0	1	1
NORTH STAR	2	41	1	0	1	1
NORTHMAN 2+2	4	41	1	0	1	1

U.S. REGISTERED CIVIL AIRCRAFT
BY MANUFACTURER AND MODEL—NUMBER OF SEATS
AMATEUR/EXPERIMENTAL—PISTON
AS OF DECEMBER 31, 1993

Model/Series	Designation			Air Carrier	General Aviation	Total Aircraft
	Seats	Aircraft/ Engine Type	No. Engines			
NOSTALGAIR N-3 PUP	1	41	1	0	1	1
NOSTALGAIR N3 PUP	1	41	1	0	1	1
NOSTALGAIR N3 PUP-M	1	41	1	0	1	1
NOSTALGAIR N3-PUP	1	41	1	0	1	1
NOSTALGAIR SUPER-PUP	1	41	1	0	1	1
NOSTALGIA OMS	1	41	1	0	1	1
NOSTOLGAIR N3 PUP	1	41	1	0	1	1
NOWATA AVIATION NWA1	1	41	1	0	1	1
NP-1	3	41	1	0	1	1
NS-1	2	41	1	0	1	1
NUGGET	1	41	1	0	1	1
NUWACO T-10	3	41	1	0	1	1
NUWACO T10	3	41	1	0	1	1
N2	1	41	1	0	1	1
N2B6	1	41	1	0	1	1
N3 PUP	1	41	1	0	4	4
N3 SUPER PUP	1	41	1	0	1	1
N3 2	2	41	1	0	1	1
N3-PUP	1	41	1	0	1	1
N3-2 PUP	2	41	1	0	1	1
N3N-3	2	41	1	0	4	4
N35	5	41	1	0	1	1
O & O	2	41	1	0	1	1
O-2A	6	51	2	0	10	10
O/U	2	41	1	0	1	1
O'BRIEN 1	1	41	1	0	1	1
O'CACADOR	1	41	1	0	1	1
OBSERVER	2	41	1	0	1	1
ODY T-18	2	41	1	0	1	1
OLDFIELD BABY LAKES	1	41	1	0	3	3
OLDFIELD LAKES BIP85	1	41	1	0	1	1
OLSON SKYBOLT	2	41	1	0	1	1
OLSON 1	2	41	1	0	1	1
OM-1-2	2	41	1	0	1	1
OMEGA	1	41	1	0	1	1
OMEGA II	2	41	1	0	1	1
ONE	2	41	1	0	2	2
ONEIL PITTS	1	41	1	0	1	1
OOP-PIK	1	41	1	0	1	1
OR-71	1	41	1	0	1	1
OR-71-B	1	41	1	0	1	1
ORIG AMATEUR BUILT	1	41	1	0	1	1
ORIGINAL	1	41	1	0	1	1
ORIGINAL DESIGN	1	41	1	0	1	1
ORIGINAL-DAY LADY	1	41	1	0	1	1
ORMAND PARASOL	1	41	1	0	1	1
ORYX	2	41	1	0	1	1
OSBORNE FOKKER D-VII	1	41	1	0	1	1
OSPRAY	3	41	1	0	1	1
OSPRAY II	2	41	1	0	1	1
OSPREY	2	41	1	0	3	3

U.S. REGISTERED CIVIL AIRCRAFT
BY MANUFACTURER AND MODEL—NUMBER OF SEATS
AMATEUR/EXPERIMENTAL—PISTON
AS OF DECEMBER 31, 1993

Model/Series	Designation			Air Carrier	General Aviation	Total Aircraft
	Seats	Aircraft/ Engine Type	No. Engines			
OSPREY II	2	41	1	0	29	29
OSPREY MKV	2	41	1	0	1	1
OSPREY TWO	2	41	1	0	2	2
OSPREY 1	2	41	1	0	2	2
OSPREY 2	1	41	1	0	15	15
OSPREY-II	2	41	1	0	5	5
OSPREY-2	2	41	1	0	3	3
OTTER DHC-3	16	41	1	0	1	1
OTW	2	41	1	0	1	1
OTW-145	2	41	1	0	1	1
OV-1D	2	51	2	0	1	1
OV-10D	2	41	1	0	1	1
OVERTON MUSTANG M-II	2	41	1	0	1	1
OWASSO BULLET	2	41	1	0	1	1
OWEN "ONE"	1	41	1	0	1	1
OWL RACER	1	41	1	0	2	2
OWL RACER 65-2	1	41	1	0	1	1
OW8M	2	41	1	0	1	1
P	1	41	1	0	15	15
P D Q	1	41	1	0	1	1
P D Q-2	1	41	1	0	1	1
P H SEYMOUR	2	41	1	0	1	1
P J 18 1/2	3	41	1	0	1	1
P O C	1	41	1	0	1	1
P 51 C	1	41	1	0	1	1
P 70	2	41	1	0	1	1
P.T.A.	2	41	1	0	1	1
P.136-L2	5	51	2	0	1	1
P.68C	7	51	2	0	1	1
P-EAA BIPLANE	1	41	1	0	1	1
P-1	1	41	1	0	4	4
P-10	1	41	1	0	1	1
P-12E	1	41	1	0	1	1
P-149D	5	41	1	0	2	2
P-2	1	41	1	0	1	1
P-2/06	2	41	1	0	2	2
P-38	1	41	1	0	1	1
P-38 LIGHTNING	1	41	1	0	2	2
P-38J	1	51	2	0	1	1
P-38L	1	51	2	0	2	2
P-39Q30-BE AIRACOBRA	1	41	1	0	1	1
P-4	2	41	1	0	1	1
P-40 KITTYHAWK	1	41	1	0	1	1
P-40 PRENTICE SER. 1	3	41	1	0	1	1
P-40E	1	41	1	0	7	7
P-40N	1	41	1	0	3	3
P-47	1	41	1	0	3	3
P-47D	1	41	1	0	6	6
P-47D/RAZORBACK	1	41	1	0	1	1
P-47N	1	41	1	0	1	1
P-5	2	41	1	0	1	1

U.S. REGISTERED CIVIL AIRCRAFT
BY MANUFACTURER AND MODEL—NUMBER OF SEATS
AMATEUR/EXPERIMENTAL—PISTON
AS OF DECEMBER 31, 1993

Model/Series	Designation			Air Carrier	General Aviation	Total Aircraft
	Seats	Aircraft/ Engine Type	No. Engines			
P-51	1	41	1	0	1	1
P-51 MUSTANG X	2	41	1	0	1	1
P-51 REPLICA	2	41	1	0	1	1
P-51 XR	1	41	1	0	1	1
P-51-D	1	41	1	0	1	1
P-51-51	1	41	1	0	1	1
P-51A	1	41	1	0	1	1
P-51C	1	41	1	0	1	1
P-51D	1	41	1	0	21	21
P-51D MUSTANG	1	41	1	0	1	1
P-5151	1	41	1	0	1	1
P-5151 MUSTANG	1	41	1	0	1	1
P-52D BALD EAGLE	1	41	1	0	1	1
P-6	1	41	1	0	1	1
P-63C	1	41	1	0	1	1
P-63C-5-BE	1	41	1	0	1	1
P-64	1	41	1	0	1	1
P-9-B POBER PIXIE	1	41	1	0	1	1
PA 11-90	1	41	1	0	1	1
PA 22-135	4	41	1	0	1	1
PA 46-350P	6	41	1	0	34	34
PA-1	1	41	1	0	1	1
PA-11	2	41	1	0	9	9
PA-12	3	41	1	0	12	12
PA-12 SUPER CRUISER	3	41	1	0	1	1
PA-12S	3	41	1	0	1	1
PA-14	4	41	1	0	5	5
PA-15	2	41	1	0	5	5
PA-16	4	41	1	0	5	5
PA-18	2	41	1	0	9	9
PA-18-125	2	41	1	0	3	3
PA-18-135	2	41	1	0	10	10
PA-18-150	2	41	1	0	16	16
PA-18A 150	1	41	1	0	3	3
PA-19	2	41	1	0	4	4
PA-20	4	41	1	0	3	3
PA-22	4	41	1	0	3	3
PA-22-135	4	41	1	0	3	3
PA-22-150	4	41	1	0	7	7
PA-22-160	4	41	1	0	2	2
PA-23	5	51	2	0	1	1
PA-23-160	5	51	2	0	3	3
PA-23-250	6	51	2	0	17	17
PA-24	4	41	1	0	3	3
PA-24-250	4	41	1	0	3	3
PA-24-260	4	41	1	0	7	7
PA-24-400	4	41	1	0	3	3
PA-25	1	41	1	0	2	2
PA-28-140	2	41	1	0	14	14
PA-28-150	4	41	1	0	1	1
PA-28-160	4	41	1	0	1	1

U.S. REGISTERED CIVIL AIRCRAFT
BY MANUFACTURER AND MODEL—NUMBER OF SEATS
AMATEUR/EXPERIMENTAL—PISTON
AS OF DECEMBER 31, 1993

Model/Series	Designation			Air Carrier	General Aviation	Total Aircraft
	Seats	Aircraft/ Engine Type	No. Engines			
PA-28-161	4	41	1	0	3	3
PA-28-180	4	41	1	0	5	5
PA-28-181	4	41	1	0	1	1
PA-28-235	4	41	1	0	7	7
PA-28-236	4	41	1	0	2	2
PA-28R-180	4	41	1	0	1	1
PA-28R-200	4	41	1	0	4	4
PA-28R-201	4	41	1	0	1	1
PA-28R-201T	4	41	1	0	2	2
PA-28R-300	4	41	1	0	1	1
PA-28RT-201T	4	41	1	0	1	1
PA-30	4	51	2	0	8	8
PA-31	6	51	2	0	6	6
PA-31-300	6	51	2	0	2	2
PA-31-350	8	51	2	0	2	2
PA-31P	6	51	2	0	2	2
PA-32-300	6	41	1	0	4	4
PA-32-301	7	41	1	0	1	1
PA-32-301T	7	41	1	0	3	3
PA-32RT-300	7	41	1	0	1	1
PA-32RT-300T	7	41	1	0	4	4
PA-34-200	7	51	2	0	1	1
PA-34-200T	7	51	2	0	3	3
PA-34-220T	7	51	2	0	2	2
PA-36-285	1	41	1	0	3	3
PA-36-300	1	41	1	0	1	1
PA-36-375	1	41	1	0	1	1
PA-38-112	2	41	1	0	8	8
PA-41P	6	51	2	0	1	1
PA-44-180	4	51	2	0	1	1
PA-44-180T	4	51	2	0	1	1
PA-46-310P	6	41	1	0	2	2
PA-60-601P	6	51	2	0	1	1
PA-60-602P	6	51	2	0	2	2
PAJARITO	1	41	1	0	1	1
PAK-1 HIRONDELLE	2	41	1	0	1	1
PALEN'S F E 8	1	41	1	0	1	1
PALENS FOKKER D-VII	1	41	1	0	1	1
PALENS SOPWITH CAMEL	1	41	1	0	1	1
PALERMO SPECIAL J	1	41	1	0	1	1
PALOMINO	2	41	1	0	1	1
PAN	2	41	1	0	1	1
PANTHER II PLUS	2	41	1	0	2	2
PANTHER 2 PLUS	2	41	1	0	26	26
PAPOOSE DT-1	1	41	1	0	1	1
PAPPYS PUPPY	1	41	1	0	1	1
PARAKEET	1	41	1	0	1	1
PARAKEET A-1	1	41	1	0	1	1
PARAKEET A4 REPLICA	1	41	1	0	1	1
PARAKEET REP RB-100	1	41	1	0	1	1
PARAKEET REPLICA	1	41	1	0	1	1

U.S. REGISTERED CIVIL AIRCRAFT
BY MANUFACTURER AND MODEL—NUMBER OF SEATS
AMATEUR/EXPERIMENTAL—PISTON
AS OF DECEMBER 31, 1993

Model/Series	Designation			Air Carrier	General Aviation	Total Aircraft
	Seats	Aircraft/ Engine Type	No. Engines			
PARAPLANE PM 1	1	41	1	0	1	1
PARASCENDER II	2	41	1	0	1	1
PARASOL	1	41	1	0	2	2
PARASOL CWD-1	1	41	1	0	1	1
PARASOL PIETENPOL	2	41	1	0	1	1
PARASON MDM-1	2	41	1	0	1	1
PARKER ARESTICRAFT	1	41	1	0	1	1
PARKER MINI CRAFT	1	41	1	0	1	1
PARKER MUSTANG	1	41	1	0	1	1
PARKER TEENIE II	1	41	1	0	1	1
PARSONS	2	41	1	0	1	1
PAS-1	1	41	1	0	1	1
PASCOE RV4	2	41	1	0	1	1
PATTON APL-1	1	41	1	0	1	1
PATTON PARRAKEET A4C	1	41	1	0	1	1
PAUPER II	2	41	1	0	1	1
PAZER 150	4	41	1	0	1	1
PAZMANY	1	41	1	0	1	1
PAZMANY PL 2	1	41	1	0	1	1
PAZMANY PL-1	2	41	1	0	9	9
PAZMANY PL-10	2	41	1	0	1	1
PAZMANY PL-2	1	41	1	0	11	11
PAZMANY PL-2-245	2	41	1	0	1	1
PAZMANY PL-4	1	41	1	0	6	6
PAZMANY PL-4A	1	41	1	0	10	10
PAZMANY PL-4BR	1	41	1	0	1	1
PAZMANY PL2	2	41	1	0	2	2
PAZMANY PL4	1	41	1	0	1	1
PA28-151	4	41	1	0	1	1
PBF	3	41	1	0	1	1
PBY-5A	4	51	2	0	1	1
PBY-6A	4	51	2	0	1	1
PC-1	1	41	1	0	1	1
PDQ	1	41	1	0	1	1
PDQ-2	1	41	1	0	2	2
PDQ-2 MODEL C	1	41	1	0	1	1
PDQ-2D	1	41	1	0	3	3
PE-1	1	41	1	0	1	1
PEA-BEE	2	41	1	0	1	1
PEARSON T	2	41	1	0	1	1
PECK SA6A	2	41	1	0	1	1
PEER GYNT	2	41	1	0	1	1
PEGASUS III	1	41	1	0	1	1
PEGASUS 2	2	41	1	0	1	1
PEIL EMERAUDE	2	41	1	0	1	1
PEITENPOL	2	41	1	0	1	1
PEITENPOL AIRCAMPER	2	41	1	0	1	1
PEITENPOL SKY SCOUT	1	41	1	0	1	1
PELICAN G S	2	41	1	0	1	1
PEMBROKE MK 51	10	51	2	0	6	6
PENDRAGON	1	41	1	0	1	1

U.S. REGISTERED CIVIL AIRCRAFT
BY MANUFACTURER AND MODEL—NUMBER OF SEATS
AMATEUR/EXPERIMENTAL—PISTON
AS OF DECEMBER 31, 1993

Model/Series	Designation			Air Carrier	General Aviation	Total Aircraft
	Seats	Aircraft/ Engine Type	No. Engines			
PERCO 4151CDM-2	2	41	1	0	1	1
PERIGEE	1	41	1	0	1	1
PERKINS PITTS S1S	1	41	1	0	1	1
PETE BOWERS FLYBABY	1	41	1	0	1	1
PETE MODEL III	1	41	1	0	1	1
PETERS SPECIAL	2	41	1	0	1	1
PETERSON RV-4	2	41	1	0	1	1
PETIT BREEZY	2	41	1	0	2	2
PETITE BREEZY	2	41	1	0	1	1
PF	1	41	1	0	1	1
PFALZ D-3	1	41	1	0	2	2
PFALZ D111 (REPLICA)	1	41	1	0	1	1
PGK 1 HIRONDELLE	2	41	1	0	1	1
PHANTOM	1	41	1	0	17	17
PHANTOM DAWN FLYER-2	1	41	1	0	1	1
PHANTOM FII	2	41	1	0	1	1
PHANTOM I	1	41	1	0	5	5
PHANTOM II	2	41	1	0	1	1
PHANTOM TWIN	1	41	1	0	1	1
PHANTOM 11	2	41	1	0	1	1
PHEASANT I	2	41	1	0	1	1
PHOENIX	2	41	1	0	8	8
PHOENIX II	2	41	1	0	1	1
PHOENIX VANDETTA	2	41	1	0	1	1
PHOENIX VENDETTA LS	2	41	1	0	1	1
PHOENIX X1A	1	41	1	0	1	1
PIEL BERYL CP-750	2	41	1	0	1	1
PIEL CP-328	1	41	1	0	1	1
PIEL DIAMANT	3	41	1	0	2	2
PIEL DIAMANT CP-604	4	41	1	0	1	1
PIEL EMERAUDE	2	41	1	0	7	7
PIEL EMERAUDE CM-1	2	41	1	0	1	1
PIEL EMERAUDE CP 305	1	41	1	0	1	1
PIEL EMERAUDE CP-128	2	41	1	0	1	1
PIEL EMERAUDE CP-304	2	41	1	0	1	1
PIEL EMERAUDE CP-305	2	41	1	0	1	1
PIEL EMERAUDE CP-328	2	41	1	0	1	1
PIEL EMERAUDE CP301A	2	41	1	0	2	2
PIEL EMERAUDE CP305	2	41	1	0	2	2
PIEL EMERAUDE CP311A	2	41	1	0	1	1
PIEL EMERAUDE MOD. A	2	41	1	0	1	1
PIEL EMERAUDE 301	2	41	1	0	1	1
PIEL EMRAUDE	2	41	1	0	1	1
PIEL S D 605	2	41	1	0	1	1
PIENTENPOL	2	41	1	0	1	1
PIENTENPOL AIRCAMPER	2	41	1	0	7	7
PIETENPOL	2	41	1	0	40	40
PIETENPOL / HOLLON	2	41	1	0	1	1
PIETENPOL AC-1	2	41	1	0	1	1
PIETENPOL AIR CAMPER	2	41	1	0	18	18
PIETENPOL AIR CMPR	2	41	1	0	1	1

U.S. REGISTERED CIVIL AIRCRAFT
BY MANUFACTURER AND MODEL—NUMBER OF SEATS
AMATEUR/EXPERIMENTAL—PISTON
AS OF DECEMBER 31, 1993

Model/Series	Designation			Air Carrier	General Aviation	Total Aircraft
	Seats	Aircraft/ Engine Type	No. Engines			
PIETENPOL AIR-CAMPER	2	41	1	0	2	2
PIETENPOL AIR-SCOUT	1	41	1	0	1	1
PIETENPOL AIRCAMPER	2	41	1	0	92	92
PIETENPOL AIRCOMPER	2	41	1	0	1	1
PIETENPOL AIRCRAMPER	2	41	1	0	1	1
PIETENPOL CAMPER	2	41	1	0	1	1
PIETENPOL GN-1	2	41	1	0	3	3
PIETENPOL PP-1	2	41	1	0	1	1
PIETENPOL SCOUT	1	41	1	0	2	2
PIETENPOL SEL	2	41	1	0	1	1
PIETENPOL SKY SCOUT	1	41	1	0	1	1
PIETENPOL SPORT	2	41	1	0	1	1
PIETENPOL 001	2	41	1	0	1	1
PIETENPOL 2 POLM	2	41	1	0	1	1
PIETENPOL 550	2	41	1	0	1	1
PIETENPOL-A	2	41	1	0	1	1
PIETENPOL-GREGA	2	41	1	0	1	1
PIETENPOL-PARSOL	2	41	1	0	1	1
PIETENPOLE AIRCAMPER	2	41	1	0	1	1
PIETNPOL AIRCAMPER	2	41	1	0	1	1
PIK-20E2F	1	41	1	0	2	2
PIONEER DUALSTAR	2	41	1	0	2	2
PIONEER FLIGHT STAR	1	41	1	0	1	1
PIONEER FLIGHTSTAR	2	41	1	0	3	3
PIONEER FS2100	1	41	1	0	1	1
PIONEER II D	1	41	1	0	1	1
PIPIT SP-1	2	41	1	0	1	1
PITT SPECIAL S2E	2	41	1	0	1	1
PITTS	1	41	1	0	9	9
PITTS BG	1	41	1	0	1	1
PITTS MB-1	1	41	1	0	1	1
PITTS MEADE S1S	1	41	1	0	1	1
PITTS P-7	1	41	1	0	1	1
PITTS S 1C	1	41	1	0	1	1
PITTS S 1E	1	41	1	0	1	1
PITTS S 2E	2	41	1	0	1	1
PITTS S.5 SPORT	1	41	1	0	1	1
PITTS S-I-D	1	41	1	0	1	1
PITTS S-IE	1	41	1	0	1	1
PITTS S-1	1	41	1	0	58	58
PITTS S-1 REPLICA	1	41	1	0	1	1
PITTS S-1-C	1	41	1	0	1	1
PITTS S-1-E	1	41	1	0	3	3
PITTS S-1-M	1	41	1	0	1	1
PITTS S-1-S	1	41	1	0	9	9
PITTS S-1-T	1	41	1	0	1	1
PITTS S-1-X	1	41	1	0	1	1
PITTS S-1C	1	41	1	0	33	33
PITTS S-1D	1	41	1	0	9	9
PITTS S-1E	1	41	1	0	9	9
PITTS S-1M	1	41	1	0	1	1

U.S. REGISTERED CIVIL AIRCRAFT
BY MANUFACTURER AND MODEL—NUMBER OF SEATS
AMATEUR/EXPERIMENTAL—PISTON
AS OF DECEMBER 31, 1993

Model/Series	Designation			Air Carrier	General Aviation	Total Aircraft
	Seats	Aircraft/ Engine Type	No. Engines			
PITTS S-1S	1	41	1	0	47	47
PITTS S-1S/T	1	41	1	0	1	1
PITTS S-1SS	1	41	1	0	1	1
PITTS S-1T	1	41	1	0	15	15
PITTS S-2	2	41	1	0	2	2
PITTS S-2-S	1	41	1	0	1	1
PITTS S-2A	2	41	1	0	7	7
PITTS S-2AE	1	41	1	0	1	1
PITTS S-2B	2	41	1	0	7	7
PITTS S-2E	2	41	1	0	9	9
PITTS S-2S	1	41	1	0	1	1
PITTS SA-1	1	41	1	0	1	1
PITTS SC-1	1	41	1	0	2	2
PITTS SI-C	1	41	1	0	1	1
PITTS SIC	1	41	1	0	5	5
PITTS SID	1	41	1	0	1	1
PITTS SIE	1	41	1	0	1	1
PITTS SIK	1	41	1	0	1	1
PITTS SIS	1	41	1	0	5	5
PITTS SPEC S-1-C	1	41	1	0	1	1
PITTS SPEC S-1S	1	41	1	0	1	1
PITTS SPEC SIC	1	41	1	0	1	1
PITTS SPEC.	1	41	1	0	1	1
PITTS SPEC. S-1C	1	41	1	0	2	2
PITTS SPEC. SC-1	1	41	1	0	1	1
PITTS SPEC. S1-C	1	41	1	0	1	1
PITTS SPEC. S1C	1	41	1	0	1	1
PITTS SPECIA S-1	1	41	1	0	1	1
PITTS SPECIAL	1	41	1	0	53	53
PITTS SPECIAL MA-1	1	41	1	0	1	1
PITTS SPECIAL S 1	1	41	1	0	1	1
PITTS SPECIAL S 1D	1	41	1	0	2	2
PITTS SPECIAL S-1	1	41	1	0	57	57
PITTS SPECIAL S-1-C	1	41	1	0	2	2
PITTS SPECIAL S-1-S	1	41	1	0	1	1
PITTS SPECIAL S-1C	1	41	1	0	39	39
PITTS SPECIAL S-1CM	1	41	1	0	1	1
PITTS SPECIAL S-1D	1	41	1	0	5	5
PITTS SPECIAL S-1E	1	41	1	0	3	3
PITTS SPECIAL S-1LD	1	41	1	0	1	1
PITTS SPECIAL S-1S	1	41	1	0	54	54
PITTS SPECIAL S-1SL	1	41	1	0	1	1
PITTS SPECIAL S-1T	1	41	1	0	1	1
PITTS SPECIAL SC-1	1	41	1	0	4	4
PITTS SPECIAL SC1	1	41	1	0	1	1
PITTS SPECIAL SIC	1	41	1	0	1	1
PITTS SPECIAL SPS-1	1	41	1	0	1	1
PITTS SPECIAL S1	1	41	1	0	2	2
PITTS SPECIAL S1 GO	1	41	1	0	1	1
PITTS SPECIAL S1-C	1	41	1	0	2	2
PITTS SPECIAL S1-JFM	1	41	1	0	1	1

U.S. REGISTERED CIVIL AIRCRAFT
BY MANUFACTURER AND MODEL—NUMBER OF SEATS
AMATEUR/EXPERIMENTAL—PISTON
AS OF DECEMBER 31, 1993

Model/Series	Designation			Air Carrier	General Aviation	Total Aircraft
	Seats	Aircraft/ Engine Type	No. Engines			
PITTS SPECIAL S1-S	1	41	1	0	4	4
PITTS SPECIAL S1A	1	41	1	0	2	2
PITTS SPECIAL S1C	1	41	1	0	10	10
PITTS SPECIAL S1D	1	41	1	0	1	1
PITTS SPECIAL S1E	1	41	1	0	1	1
PITTS SPECIAL S1S	1	41	1	0	15	15
PITTS SPECIAL S1SE	1	41	1	0	1	1
PITTS SPECIAL S1SM1	1	41	1	0	1	1
PITTS SPECIAL S1X	1	41	1	0	1	1
PITTS SPECIAL S2-E	2	41	1	0	1	1
PITTS SPECIAL S2A	2	41	1	0	1	1
PITTS SPECIAL WSC-1	1	41	1	0	1	1
PITTS SPECIAL 105	1	41	1	0	1	1
PITTS SPECIAL 150 HP	1	41	1	0	1	1
PITTS S1	1	41	1	0	10	10
PITTS S1 TM	1	41	1	0	1	1
PITTS S1-A	1	41	1	0	1	1
PITTS S1-C	1	41	1	0	9	9
PITTS S1-E	1	41	1	0	1	1
PITTS S1-S	1	41	1	0	4	4
PITTS S1-SE	1	41	1	0	2	2
PITTS S1-T	1	41	1	0	6	6
PITTS S1-125HP	1	41	1	0	1	1
PITTS S1A	1	41	1	0	1	1
PITTS S1C	1	41	1	0	24	24
PITTS S1D	1	41	1	0	3	3
PITTS S1E	1	41	1	0	6	6
PITTS S1GT	1	41	1	0	1	1
PITTS S1S	1	41	1	0	34	34
PITTS S1S 1979	1	41	1	0	1	1
PITTS S1S-E	1	41	1	0	1	1
PITTS S1T	1	41	1	0	3	3
PITTS S1W	1	41	1	0	1	1
PITTS S1X	1	41	1	0	1	1
PITTS S1XS	1	41	1	0	1	1
PITTS S2-A-E	2	41	1	0	1	1
PITTS S2-E	2	41	1	0	2	2
PITTS S2E	2	41	1	0	7	7
PITTS S2S	1	41	1	0	16	16
PITTS S2SE	1	41	1	0	3	3
PITTS 1	1	41	1	0	1	1
PITTS 190	1	41	1	0	1	1
PITTS-S-1S	1	41	1	0	1	1
PITTS-SPECIAL	1	41	1	0	1	1
PITTSS SPECIAL S-1-S	1	41	1	0	1	1
PIXIE	1	41	1	0	1	1
PJ-260	2	41	1	0	1	1
PJ1	1	41	1	0	1	1
PJ260	2	41	1	0	2	2
PJ260 SR AERO SPORT	2	41	1	0	1	1
PL-1	2	41	1	0	3	3

U.S. REGISTERED CIVIL AIRCRAFT
BY MANUFACTURER AND MODEL—NUMBER OF SEATS
AMATEUR/EXPERIMENTAL—PISTON
AS OF DECEMBER 31, 1993

Model/Series	Designation			Air Carrier	General Aviation	Total Aircraft
	Seats	Aircraft/ Engine Type	No. Engines			
PL-1B	2	41	1	0	2	2
PL-2	2	41	1	0	2	2
PL-2-DM	2	41	1	0	1	1
PL-2-130	1	41	1	0	1	1
PL-4	1	41	1	0	1	1
PL-4A	1	41	1	0	6	6
PLANE-MOBILE	2	41	1	0	1	1
PLAY BOY	1	41	1	0	1	1
PLAYBOY	1	41	1	0	1	1
PLAYBOY MODIFIED	1	41	1	0	1	1
PLAYBOY SA3A	1	41	1	0	4	4
PLAYMATE SA-11A	2	41	1	0	1	1
PLYLER T-CUB	2	41	1	0	1	1
PL1	1	41	1	0	1	1
PL12 T320	3	41	1	0	1	1
PL4A	1	41	1	0	1	1
PM-2	1	41	1	0	1	1
PM-2-AB	1	51	2	0	1	1
PO-2	2	41	1	0	1	1
POBER CUB-Y P-10	2	41	1	0	1	1
POBER JR ACE	1	41	1	0	1	1
POBER PIXIE	1	41	1	0	23	23
POBER PIXIE II	2	41	1	0	1	1
POBER PIXIE P-9	1	41	1	0	1	1
POBER PIXIE P9	1	41	1	0	1	1
POBER PIXIE-A	1	41	1	0	1	1
POBER SUPER ACE	1	41	1	0	2	2
POCKETWIN	1	41	1	0	1	1
POLE CAT A-1	1	41	1	0	1	1
POLECAT	1	41	1	0	1	1
POLIWAGEN 320	2	41	1	0	1	1
POLLIWAGEN	2	41	1	0	19	19
POLLIWAGEN AJM-1	2	41	1	0	1	1
POLLIWAGEN PW1	2	41	1	0	1	1
POLTERGEIST I	1	41	1	0	1	1
POLYPHIBIAN XPB-1	1	41	1	0	1	1
POND PIGEON	2	41	1	0	1	1
POODLE PUP	1	41	1	0	1	1
POOL JUNGSTER	1	41	1	0	1	1
POOSEMOTH SPEEDWING	2	41	1	0	1	1
PORTER	2	41	1	0	1	1
POTLUCK MODEL A	1	41	1	0	1	1
PRBR SUPR ACE CORBEN	1	41	1	0	1	1
PREDATOR 480	1	41	1	0	1	1
PRESCOT PUSHER	4	41	1	0	1	1
PRESCOTT PUSHER	4	41	1	0	7	7
PREST-EAGLE II	2	41	1	0	1	1
PRICE P CRAFT	2	41	1	0	1	1
PRIMO	2	41	1	0	1	1
PRO STAR	2	41	1	0	1	1
PRO STAR PRO TEC	2	41	1	0	1	1

U.S. REGISTERED CIVIL AIRCRAFT
BY MANUFACTURER AND MODEL—NUMBER OF SEATS
AMATEUR/EXPERIMENTAL—PISTON
AS OF DECEMBER 31, 1993

Model/Series	Designation			Air Carrier	General Aviation	Total Aircraft
	Seats	Aircraft/ Engine Type	No. Engines			
PRO STAR PT2	2	41	1	0	1	1
PRO TECH PT 2	2	41	1	0	1	1
PRO TECH PT-2	2	41	1	0	2	2
PRO TECH PT-2B	2	41	1	0	1	1
PRO-TECH PT-2	2	41	1	0	1	1
PRODUCER	4	41	1	0	1	1
PRODUCTMATCH 80 P51D	2	41	1	0	1	1
PROSTAR PT2B	2	41	1	0	1	1
PROTECH PROSTAR PT2	2	41	1	0	2	2
PROTECH PT 2	2	41	1	0	1	1
PROTECH PT-2	2	41	1	0	5	5
PROTECH PT-2A	2	41	1	0	1	1
PROTECH PT-2C	2	41	1	0	1	1
PROTECH PT2	2	41	1	0	10	10
PROTECH PT2C PROSTAR	2	41	1	0	1	1
PROTECT PT-2	2	41	1	0	1	1
PROTOTYPE	2	41	1	0	2	2
PSE-2S	1	41	1	0	10	10
PT 2	2	41	1	0	3	3
PT 2 B	2	41	1	0	1	1
PT 22	2	41	1	0	1	1
PT-10	2	41	1	0	1	1
PT-13	2	41	1	0	1	1
PT-13D	2	41	1	0	1	1
PT-17	2	41	1	0	4	4
PT-19A	2	41	1	0	1	1
PT-2	2	41	1	0	6	6
PT-2 PROSTAR	2	41	1	0	1	1
PT-2B	2	41	1	0	1	1
PT-2B PROSTAR	2	41	1	0	1	1
PT-23 FE	2	41	1	0	1	1
PTER. ASCED. II+II	1	41	1	0	1	1
PTERDCTL ASCEN II+2	2	41	1	0	2	2
PTERO ASCENDER II-2	2	41	1	0	1	1
PTEROD ASCEN 2+2	2	41	1	0	4	4
PTEROD ASCENDER II-2	2	41	1	0	1	1
PTERODACTYL	2	41	1	0	1	1
PTERODACTYL ACCENDER	2	41	1	0	1	1
PTERODACTYL ACENDER	1	41	1	0	1	1
PTERODACTYL ACNDR II	2	41	1	0	1	1
PTERODACTYL ASCENDER	2	41	1	0	2	2
PTERODACTYL ASCN 2+2	2	41	1	0	3	3
PTERODACTYL ASN II+2	2	41	1	0	1	1
PTERODACTYL II+2	2	41	1	0	1	1
PTERODACTYL NFL	1	41	1	0	2	2
PTERODACTYL PTIGER	1	41	1	0	2	2
PTERODCATYL PTIGER	1	41	1	0	1	1
PTOUCAN	2	41	1	0	1	1
PT1	2	41	1	0	1	1
PT2	2	41	1	0	1	1
PT2C	2	41	1	0	2	2

U.S. REGISTERED CIVIL AIRCRAFT
BY MANUFACTURER AND MODEL—NUMBER OF SEATS
AMATEUR/EXPERIMENTAL—PISTON
AS OF DECEMBER 31, 1993

Model/Series	Designation			Air Carrier	General Aviation	Total Aircraft
	Seats	Aircraft/ Engine Type	No. Engines			
PUD KNOCKER SPECIAL	2	41	1	0	1	1
PUFFER COZY MKIII	3	41	1	0	1	1
PUFFIN	1	41	1	0	1	1
PULSAR	2	41	1	0	30	30
PULSAR XP	2	41	1	0	4	4
PULSAR XP912	2	41	1	0	1	1
PULSAR 108 BF	2	41	1	0	1	1
PULSAR 582	2	41	1	0	1	1
PULSAR-STANDARD	2	41	1	0	1	1
PUP	1	41	1	0	4	4
PURE AIR MACHINE	2	41	1	0	1	1
PURSUIT	2	41	1	0	1	1
PUSHER	4	41	1	0	8	8
PUSHER BIRD	2	41	1	0	1	1
PUSHER 107	1	41	1	0	1	1
PUSHER 1910 REPLICA	1	41	1	0	1	1
PUSHER-BREEZY	2	41	1	0	1	1
PUSHER-UGLY ONE	2	41	1	0	1	1
PUSS MOTH 80A	3	41	1	0	1	1
PV-2	10	51	2	0	3	3
PZL M-26	2	41	1	0	1	1
PZL 106-BR	1	41	1	0	1	1
PZL-M-18	1	41	1	0	3	3
PZL-104 WILGA 35A	4	41	1	0	4	4
PZL-104 WILGA 80	4	41	1	0	7	7
P1	2	41	1	0	1	1
P1 HAWK	1	41	1	0	1	1
P1-MC	1	41	1	0	1	1
P1-3	1	41	1	0	1	1
P2	2	41	1	0	1	1
P2P	1	41	1	0	1	1
P2V-5F	1	51	2	0	1	1
P206D	6	41	1	0	1	1
P210N	6	41	1	0	4	4
P210R	6	41	1	0	2	2
P26	1	41	1	0	1	1
P337H	6	51	2	0	1	1
P39	1	41	1	0	2	2
P40F WARHAWK	1	41	1	0	1	1
P47D-40-RA	1	41	1	0	1	1
P47G-10-CU	1	41	1	0	1	1
P51 D	2	41	1	0	1	1
P51 MUSTANG	1	41	1	0	1	1
P51-D	1	41	1	0	1	1
P51A-1NA	1	41	1	0	1	1
P51D	2	41	1	0	4	4
P5151	1	41	1	0	2	2
P63A6	1	41	1	0	1	1
P66 PEMBROKE	14	51	2	0	1	1
Q 2	2	41	1	0	2	2
Q 2 QUICKIE II	2	41	1	0	1	1

U.S. REGISTERED CIVIL AIRCRAFT
BY MANUFACTURER AND MODEL—NUMBER OF SEATS
AMATEUR/EXPERIMENTAL—PISTON
AS OF DECEMBER 31, 1993

Model/Series	Designation			Air Carrier	General Aviation	Total Aircraft
	Seats	Aircraft/ Engine Type	No. Engines			
Q 200	2	41	1	0	5	5
Q-1	1	41	1	0	1	1
Q-2	2	41	1	0	28	28
Q-2 TURBO	2	41	1	0	1	1
Q-200	2	41	1	0	19	19
Q-200 A	2	41	1	0	1	1
QAC1	1	41	1	0	1	1
QB148-M	1	41	1	0	1	1
QC CHALLENGER II	2	41	1	0	1	1
QCK SLVR MX II SPRNT	2	41	1	0	1	1
QCKSLVR MXL II SPORT	2	41	1	0	1	1
QCKSLVR MXL SPORT II	2	41	1	0	2	2
QCKSLVR MXL SPRT II	2	41	1	0	1	1
QCU CHALLENGER II SP	2	41	1	0	1	1
QD CTY CHALLANGER II	2	41	1	0	2	2
QD CTY LG WG CHNGRII	2	41	1	0	1	1
QD CTY ULTRA CH II	2	41	1	0	1	1
QKSLVR MX SPNT MX II	2	41	1	0	1	1
QT-1	1	41	1	0	1	1
QUAD CITY CHALLENGER	1	41	1	0	1	1
QUAD CITY WL/ACFT CO	2	41	1	0	1	1
QUAD CTY CHLNGR II	2	41	1	0	1	1
QUAD CTY CHLNGR 2	2	41	1	0	1	1
QUAD CTY CHNGR II SP	2	41	1	0	1	1
QUAIL	1	41	1	0	1	1
QUASAR	1	41	1	0	1	1
QUCKIE Q-200	2	41	1	0	1	1
QUCKSLVR MXL II SPRT	2	41	1	0	2	2
QUESTAIR #20 VENTURE	2	41	1	0	2	2
QUESTAIR MODEL 20	2	41	1	0	1	1
QUESTAIR MODEL 21	2	41	1	0	1	1
QUESTAIR M20	2	41	1	0	1	1
QUESTAIR Q20	2	41	1	0	1	1
QUESTAIR VENTURE	2	41	1	0	13	13
QUESTAIR VENTURE LX	2	41	1	0	1	1
QUESTAIR VENTURE M20	2	41	1	0	1	1
QUESTAIR 20	2	41	1	0	2	2
QUESTAIR-VENTURE	2	41	1	0	1	1
QUICK SILVER MXL II	2	41	1	0	1	1
QUICKEI Q2	2	41	1	0	1	1
QUICKEI 2	2	41	1	0	1	1
QUICKIE	1	41	1	0	151	151
QUICKIE DJ2	1	41	1	0	1	1
QUICKIE I	1	41	1	0	2	2
QUICKIE II	2	41	1	0	6	6
QUICKIE PLUS	1	41	1	0	1	1
QUICKIE Q 2	2	41	1	0	3	3
QUICKIE Q-1	1	41	1	0	3	3
QUICKIE Q-2	2	41	1	0	50	50
QUICKIE Q-200	2	41	1	0	10	10
QUICKIE Q1	1	41	1	0	1	1

U.S. REGISTERED CIVIL AIRCRAFT
BY MANUFACTURER AND MODEL—NUMBER OF SEATS
AMATEUR/EXPERIMENTAL—PISTON
AS OF DECEMBER 31, 1993

Model/Series	Designation			Air Carrier	General Aviation	Total Aircraft
	Seats	Aircraft/ Engine Type	No. Engines			
QUICKIE Q2	2	41	1	0	41	41
QUICKIE Q200	2	41	1	0	2	2
QUICKIE TRI Q200	2	41	1	0	1	1
QUICKIE TWO	1	41	1	0	1	1
QUICKIE 1	1	41	1	0	2	2
QUICKIE 2	2	41	1	0	23	23
QUICKIE 200	2	41	1	0	3	3
QUICKIE-2	2	41	1	0	6	6
QUICKIE-200	2	41	1	0	1	1
QUICKSIL MXL SPRINT	2	41	1	0	1	1
QUICKSILLVER MX II	2	41	1	0	1	1
QUICKSILVER	2	41	1	0	2	2
QUICKSILVER GT	1	41	1	0	1	1
QUICKSILVER GT 500	2	41	1	0	9	9
QUICKSILVER GT-400	1	41	1	0	1	1
QUICKSILVER GT400	1	41	1	0	1	1
QUICKSILVER GT500	2	41	1	0	3	3
QUICKSILVER M X	2	41	1	0	2	2
QUICKSILVER MX	1	41	1	0	10	10
QUICKSILVER MX II	2	41	1	0	1	1
QUICKSILVER MX II	2	41	1	0	104	104
QUICKSILVER MX II A	2	41	1	0	1	1
QUICKSILVER MX II SP	2	41	1	0	1	1
QUICKSILVER MX SP II	2	41	1	0	1	1
QUICKSILVER MX SPTII	2	41	1	0	3	3
QUICKSILVER MX SUPER	1	41	1	0	7	7
QUICKSILVER MX 11	2	41	1	0	1	1
QUICKSILVER MX 2A	2	41	1	0	1	1
QUICKSILVER MX-II	2	41	1	0	1	1
QUICKSILVER MXII	2	41	1	0	7	7
QUICKSILVER MXL	1	41	1	0	5	5
QUICKSILVER MXL II	2	41	1	0	25	25
QUICKSILVER MXL IIHP	2	41	1	0	2	2
QUICKSILVER MXL S II	2	41	1	0	1	1
QUICKSILVER MXL SPRT	2	41	1	0	1	1
QUICKSILVER MXL 2	2	41	1	0	1	1
QUICKSILVER MXL-II	2	41	1	0	1	1
QUICKSILVER MXL2 SPT	2	41	1	0	1	1
QUICKSILVER MXR II	2	41	1	0	1	1
QUICKSILVER MX11	2	41	1	0	1	1
QUICKSILVER SPORT II	1	41	1	0	3	3
QUICKSILVER SPRINT	1	41	1	0	1	1
QUICKSILVER SPRINT 2	2	41	1	0	1	1
QUICKSILVER SPRINTII	2	41	1	0	2	2
QUICKSILVER SPRNT II	2	41	1	0	2	2
QUICKSILVER SPRT II	2	41	1	0	1	1
QUICKSIVER MX	2	41	1	0	1	1
QUICKSLIVER MXL-II	2	41	1	0	1	1
QUICKSLVER SPRINT II	2	41	1	0	1	1
QUICKSLVR MX II	2	41	1	0	1	1
QUICKSLVR MXII SPRNT	2	41	1	0	1	1

U.S. REGISTERED CIVIL AIRCRAFT
BY MANUFACTURER AND MODEL—NUMBER OF SEATS
AMATEUR/EXPERIMENTAL—PISTON
AS OF DECEMBER 31, 1993

Model/Series	Designation			Air Carrier	General Aviation	Total Aircraft
	Seats	Aircraft/ Engine Type	No. Engines			
QUICKSLVR MXL II SPR	2	41	1	0	2	2
QUICKSLVR SPRNT II	2	41	1	0	1	1
Q1	1	41	1	0	1	1
Q2	2	41	1	0	23	23
Q2 QAC3	2	41	1	0	1	1
Q200	2	41	1	0	10	10
Q200 RG	2	41	1	0	1	1
R	1	41	1	0	1	1
R AND D SPECIAL	1	41	1	0	1	1
R D A 04	1	41	1	0	1	1
R E D RV-4	2	41	1	0	1	1
R S 1	2	41	1	0	1	1
R.A.C.E. SPECIAL	1	41	1	0	1	1
R.C.H.I.	2	41	1	0	1	1
R.E.C.	2	41	1	0	2	2
R&K SPECIAL	1	41	1	0	1	1
R-B SPECIAL	1	41	1	0	1	1
R-DECKER 110	2	41	1	0	1	1
R-1	2	41	1	0	4	4
R-2	1	41	1	0	1	1
R-3	1	41	1	0	1	1
RACER	2	41	1	0	3	3
RACER II	2	41	1	0	1	1
RACER 1	1	41	1	0	1	1
RADER TWINSTAR MK II	2	41	1	0	1	1
RAF GTX	2	41	1	0	1	1
RAF LONF EZ	2	41	1	0	1	1
RAF VARIEZE	2	41	1	0	1	1
RAF 2000	2	41	1	0	1	1
RAGTIME PARRAKEET	2	41	1	0	1	1
RALLY	2	41	1	0	1	1
RALLY R/2	1	41	1	0	1	1
RALLY R/3	2	41	1	0	1	1
RALLY RB3	2	41	1	0	1	1
RALLY SUPER SPORT	1	41	1	0	1	1
RALLY 2B	1	41	1	0	2	2
RALLY 3	1	41	1	0	33	33
RALLY 3-B	2	41	1	0	1	1
RALLY 3A	2	41	1	0	9	9
RALLY 3B	2	41	1	0	1	1
RALLY-3	2	41	1	0	1	1
RALLYE 150 ST	4	41	1	0	3	3
RAM SI	4	41	1	0	1	1
RAMSEY BATHTUB	1	41	1	0	1	1
RAN'S S10 SAKOTA	2	41	1	0	1	1
RAND KR	2	41	1	0	1	1
RAND KR 2	2	41	1	0	2	2
RAND KR-I	1	41	1	0	1	1
RAND KR-II	2	41	1	0	2	2
RAND KR-1	1	41	1	0	9	9
RAND KR-2	2	41	1	0	29	29

U.S. REGISTERED CIVIL AIRCRAFT
BY MANUFACTURER AND MODEL—NUMBER OF SEATS
AMATEUR/EXPERIMENTAL—PISTON
AS OF DECEMBER 31, 1993

Model/Series	Designation			Air Carrier	General Aviation	Total Aircraft
	Seats	Aircraft/ Engine Type	No. Engines			
RAND KR2	2	41	1	0	3	3
RAND ROBINSON KR 2	2	41	1	0	1	1
RAND ROBINSON KR-1	1	41	1	0	1	1
RAND ROBINSON KR-2	2	41	1	0	8	8
RAND-ROBINSON	1	41	1	0	1	1
RAND-ROBINSON KR-2S	2	41	1	0	1	1
RAND/ROBINSON KR-2	2	41	1	0	1	1
RANGE RIDER	1	41	1	0	3	3
RANGE RIDER BM	1	41	1	0	1	1
RANGER-A	3	41	1	0	1	1
RANS AIRAILE S-12	2	41	1	0	1	1
RANS CO S-7 COURIER	2	41	1	0	1	1
RANS COYOTE	1	41	1	0	1	1
RANS S 10	2	41	1	0	3	3
RANS S 10 SAKOTA	2	51	2	0	1	1
RANS S 7 COURIER	2	41	1	0	3	3
RANS S 9	1	41	1	0	6	6
RANS S 9 EXP	1	41	1	0	2	2
RANS S-10	2	41	1	0	21	21
RANS S-10 SAKOTA	2	41	1	0	8	8
RANS S-11 PURSUIT	2	41	1	0	3	3
RANS S-12	2	41	1	0	43	43
RANS S-12 AIR	2	41	1	0	1	1
RANS S-12 AIRAILE	2	41	1	0	23	23
RANS S-12 AIRAILLE	2	41	1	0	1	1
RANS S-12AIR RAIL	2	41	1	0	1	1
RANS S-14	1	41	1	0	7	7
RANS S-14 AIRAILE	1	41	1	0	2	2
RANS S-16 AIRAILE	1	41	1	0	1	1
RANS S-4 COYOTE	1	41	1	0	1	1
RANS S-4 COYOTE 1	1	41	1	0	1	1
RANS S-5	1	41	1	0	1	1
RANS S-6	2	41	1	0	4	4
RANS S-6 COYOTE II	2	41	1	0	4	4
RANS S-6 II	2	41	1	0	1	1
RANS S-6ES	2	41	1	0	2	2
RANS S-6ES COYOTE II	2	41	1	0	6	6
RANS S-7	2	41	1	0	10	10
RANS S-7 COURIER	2	41	1	0	6	6
RANS S-9	1	41	1	0	28	28
RANS S-9 CHAOS	1	41	1	0	1	1
RANS S10	2	41	1	0	3	3
RANS S12	2	41	1	0	2	2
RANS S12 AIRAILE	2	41	1	0	2	2
RANS S12 ARAILE	2	41	1	0	1	1
RANS S14	1	41	1	0	1	1
RANS S4 COYOTE	1	41	1	0	1	1
RANS S6ES	2	41	1	0	5	5
RANS S6ES COYOTE II	2	41	1	0	7	7
RANS S6ES TD COYOTE	2	41	1	0	1	1
RANS S6ES 116 COYOTE	2	41	1	0	1	1

U.S. REGISTERED CIVIL AIRCRAFT
BY MANUFACTURER AND MODEL—NUMBER OF SEATS
AMATEUR/EXPERIMENTAL—PISTON
AS OF DECEMBER 31, 1993

Model/Series	Designation			Air Carrier	General Aviation	Total Aircraft
	Seats	Aircraft/ Engine Type	No. Engines			
RANS S7	2	41	1	0	1	1
RANS S7 COUIRER	2	41	1	0	1	1
RANS S7 COURIER	2	41	1	0	1	1
RANS S9	1	41	1	0	3	3
RANS S9 CHAOS	1	41	1	0	1	1
RANS S9 EXP	1	41	1	0	1	1
RANS 9	1	41	1	0	1	1
RANS-12 AIRAILE	2	41	1	0	1	1
RATSREPUS 300B	1	41	1	0	1	1
RATZLAFF EZ-1	2	41	1	0	1	1
RAVEN	1	41	1	0	5	5
RAZ-MUT	1	41	1	0	1	1
RB 2	2	41	1	0	1	1
RB-1	2	41	1	0	1	1
RB-2	1	41	1	0	1	1
RB-3	2	41	1	0	1	1
RB-4	4	41	1	0	1	1
RB-5	2	41	1	0	1	1
RC-3	4	41	1	0	10	10
RC-3-1	4	41	1	0	1	1
RD1	1	41	1	0	1	1
READ MINI-JINI	2	41	1	0	1	1
REARWIN 180F	2	41	1	0	1	1
REBEL	2	41	1	0	3	3
REBEL 2300	2	41	1	0	2	2
REBEL 300	1	41	1	0	5	5
REBEL-200	1	41	1	0	1	1
RED DEUCE	2	41	1	0	1	1
REDFERN DH-2	1	41	1	0	1	1
REDLINE	1	41	1	0	1	1
REEVES SPECIAL	1	41	1	0	1	1
REISKIN MIDG MUSTANG	1	41	1	0	1	1
RELIANT	1	41	1	0	1	1
RENEGADE	1	41	1	0	1	1
RENEGADE II	2	41	1	0	4	4
RENEGADE SPIRIT	2	41	1	0	19	19
RENEGADE SPIRIT II	2	41	1	0	1	1
RENEGADE WARRIOR	2	41	1	0	1	1
REPLICA FOKKER D7	1	41	1	0	1	1
REPLICA FOKKER-E-3	1	41	1	0	1	1
REPLICA HOWARD DGA-6	4	41	1	0	1	1
REPLICA HOWARD IKE	1	41	1	0	1	1
REPLICA JU87-B	2	41	1	0	1	1
REPLICA L4	2	41	1	0	1	1
REPLICA SPOWITH PUP	1	41	1	0	1	1
REPLICA SUPER CUB	2	41	1	0	1	1
REPLICA-A-17-FS	5	41	1	0	1	1
REPRISEL-WAR F-4U	2	41	1	0	1	1
RESNICK GLASAIR SH2F	2	41	1	0	1	1
RETRACT	2	41	1	0	1	1
REVENGE	1	41	1	0	1	1

U.S. REGISTERED CIVIL AIRCRAFT
BY MANUFACTURER AND MODEL—NUMBER OF SEATS
AMATEUR/EXPERIMENTAL—PISTON
AS OF DECEMBER 31, 1993

Model/Series	Designation			Air Carrier	General Aviation	Total Aircraft
	Seats	Aircraft/ Engine Type	No. Engines			
REVENGER	2	41	1	0	1	1
REVOLUTION II	2	41	1	0	1	1
RF-1	2	41	1	0	1	1
RG	2	41	1	0	2	2
RG 2	1	41	1	0	1	1
RHOADS-1	1	41	1	0	1	1
RIAN ST 2 POLM	1	41	1	0	1	1
RIC JET-4	1	41	1	0	1	1
RICH MIXTURE II	2	41	1	0	1	1
RIDGEAIRE	2	41	1	0	1	1
RJ	1	41	1	0	1	1
RJ-1 PUDDLEJUMPER	2	41	1	0	1	1
RK 5	1	41	1	0	1	1
RK-1	2	41	1	0	2	2
RK1	1	41	1	0	1	1
RK2	2	41	1	0	1	1
RLU-1	2	41	1	0	9	9
RLU1	2	41	1	0	1	1
RLV-1	2	41	1	0	1	1
RM 3	2	41	1	0	1	1
RM-4	4	41	1	0	1	1
RM2	1	41	1	0	1	1
RNF	3	41	1	0	1	1
RNS S6ES COYOTE II	2	41	1	0	1	1
ROADAIRE 1	1	41	1	0	1	1
ROBERTS GF2	2	41	1	0	1	1
ROBERTSON ACFT B1-RD	2	41	1	0	1	1
ROBERTSON BI RD	1	41	1	0	1	1
ROBERTSON B1-RD	2	41	1	0	1	1
ROBINSON SIDEWINDER	2	41	1	0	1	1
ROBINSON/PITTS S1S	1	41	1	0	1	1
ROCKET 125	2	41	1	0	1	1
RODGERS DRAGONFLY	2	41	1	0	1	1
ROE SPORT BIPLANE	1	41	1	0	1	1
ROESLER GLASAIR	2	41	1	0	1	1
ROG	2	41	1	0	1	1
ROGERS-GROS TRI-ACE	2	41	1	0	1	1
RONS I MOD. I	1	41	1	0	1	1
RONS RANS 9	1	41	1	0	2	2
RONSRANS 12	2	41	1	0	1	1
ROSE PARAKEET	1	41	1	0	1	1
ROSEPARAKEET REPLICA	1	41	1	0	1	1
ROTEC PANTHER	1	41	1	0	2	2
ROTEC PANTHER PLUS	2	41	1	0	1	1
ROTEC PANTHER 2 PLUS	2	41	1	0	2	2
ROTEC RALLEY 3	2	41	1	0	1	1
ROTEC RALLY	2	41	1	0	2	2
ROTEC RALLY 3A	2	41	1	0	1	1
ROTEC RALLY III	2	41	1	0	4	4
ROTEC RALLY SPORT	1	41	1	0	2	2
ROTEC RALLY 3	2	41	1	0	65	65

U.S. REGISTERED CIVIL AIRCRAFT
BY MANUFACTURER AND MODEL—NUMBER OF SEATS
AMATEUR/EXPERIMENTAL—PISTON
AS OF DECEMBER 31, 1993

Model/Series	Designation			Air Carrier	General Aviation	Total Aircraft
	Seats	Aircraft/ Engine Type	No. Engines			
ROTEC RALLY 3-B	1	41	1	0	2	2
ROTEC RALLY 3A	2	41	1	0	19	19
ROTEC RALLY 3B	2	41	1	0	8	8
ROTEC RALLY 3B+	2	41	1	0	1	1
ROTEC RALLY 33	2	41	1	0	1	1
ROTEC-RALLY 3	2	41	1	0	1	1
ROTERWAY EXEC	2	41	1	0	1	1
ROTODYNE M2	2	41	1	0	1	1
ROTORWAY EXEC	2	41	1	0	1	1
ROYAL T	4	41	1	0	1	1
RP1	4	41	1	0	1	1
RR-1	1	41	1	0	1	1
RS	1	41	1	0	1	1
RS-15	1	41	1	0	1	1
RS-550TWO	2	41	1	0	1	1
RS1-RS-2L	2	41	1	0	1	1
RT AM6	2	41	1	0	1	1
RTH JUNGSTER 1	1	41	1	0	1	1
RTO	2	41	1	0	1	1
RUFLI	2	41	1	0	1	1
RULTAN VARIEZE	1	41	1	0	1	1
RUMPLER MK C5	1	41	1	0	1	1
RUMPLER TAUBE	2	41	1	0	1	1
RUND FLYER	2	41	1	0	1	1
RUTAN	2	41	1	0	1	1
RUTAN DEFIANT	4	51	2	0	7	7
RUTAN DEFIANT 40	4	51	2	0	1	1
RUTAN KR-2	2	41	1	0	1	1
RUTAN LONG E Z	2	41	1	0	1	1
RUTAN LONG E-Z	2	41	1	0	3	3
RUTAN LONG EZ	2	41	1	0	26	26
RUTAN LONG EZE	2	41	1	0	7	7
RUTAN LONG EZE 61	2	41	1	0	1	1
RUTAN LONG-EZ	2	41	1	0	10	10
RUTAN VARI EZE	2	41	1	0	4	4
RUTAN VARI VIGGEN	2	41	1	0	2	2
RUTAN VARI-EZE	2	41	1	0	9	9
RUTAN VARI-VIGGEN	2	41	1	0	1	1
RUTAN VARIEZE	2	41	1	0	31	31
RUTAN VARIVIGGEN	2	41	1	0	3	3
RUTAN VARIVIGGEN SP	2	41	1	0	1	1
RUTAN VERI-EZE	2	41	1	0	1	1
RUTAN 77 SOLTAIRE	1	41	1	0	1	1
RUTAN-VARIEZE	2	41	1	0	1	1
RUTAN/STEICHEN DEFIA	4	51	2	0	1	1
RV 3	1	41	1	0	1	1
RV 3/A1	1	41	1	0	1	1
RV 3A	1	41	1	0	1	1
RV 3E	1	41	1	0	1	1
RV 4	2	41	1	0	59	59
RV 4 200	2	41	1	0	1	1

U.S. REGISTERED CIVIL AIRCRAFT
BY MANUFACTURER AND MODEL—NUMBER OF SEATS
AMATEUR/EXPERIMENTAL—PISTON
AS OF DECEMBER 31, 1993

Model/Series	Designation			Air Carrier	General Aviation	Total Aircraft
	Seats	Aircraft/ Engine Type	No. Engines			
RV 6	2	41	1	0	4	4
RV 6A	2	41	1	0	3	3
RV-1	1	41	1	0	2	2
RV-3	1	41	1	0	86	86
RV-3 MODEL 4	1	41	1	0	1	1
RV-3-A	1	41	1	0	1	1
RV-3-E	1	41	1	0	1	1
RV-3-80	1	41	1	0	1	1
RV-3A	1	41	1	0	16	16
RV-3AR	1	41	1	0	1	1
RV-3B	1	41	1	0	1	1
RV-3F	1	41	1	0	1	1
RV-3M	1	41	1	0	2	2
RV-4	2	41	1	0	372	372
RV-4-180	2	41	1	0	1	1
RV-5	1	41	1	0	1	1
RV-6	2	41	1	0	140	140
RV-6 VANS	2	41	1	0	1	1
RV-6A	2	41	1	0	40	40
RV-6T	2	41	1	0	1	1
RV1	1	41	1	0	1	1
RV3 A	1	41	1	0	1	1
RV3-A	1	41	1	0	4	4
RV3-528	1	41	1	0	1	1
RV3A	1	41	1	0	3	3
RV4	2	41	1	0	18	18
RV6	2	41	1	0	13	13
RV6-A	2	41	1	0	4	4
RV6-1	2	41	1	0	1	1
RV6A	2	41	1	0	10	10
RV6AS	2	41	1	0	1	1
RWS-1	2	41	1	0	1	1
RW2	1	41	1	0	1	1
RX 550	2	41	1	0	1	1
RX-550	2	41	1	0	3	3
RX-650 BEAVER	2	41	1	0	1	1
RX550	2	41	1	0	1	1
RX550 BEAVER	2	41	1	0	1	1
RYAN NYP	1	41	1	0	1	1
RYAN NYP-3	1	41	1	0	1	1
RYELONG LE	2	41	1	0	1	1
R1	2	41	1	0	1	1
R1U1	2	41	1	0	1	1
R172E	4	41	1	0	4	4
R172K	4	41	1	0	3	3
R182	4	41	1	0	4	4
S	2	41	1	0	2	2
S LUCKE S2L	2	41	1	0	1	1
S 10	2	41	1	0	2	2
S 100 STROP	1	41	1	0	1	1
S 18	2	41	1	0	1	1

U.S. REGISTERED CIVIL AIRCRAFT
BY MANUFACTURER AND MODEL—NUMBER OF SEATS
AMATEUR/EXPERIMENTAL—PISTON
AS OF DECEMBER 31, 1993

Model/Series	Designation			Air Carrier	General Aviation	Total Aircraft
	Seats	Aircraft/ Engine Type	No. Engines			
S 260-2	2	41	1	0	1	1
S 7 COURIER	2	41	1	0	2	2
S 9	1	41	1	0	1	1
S.A.100	1	41	1	0	1	1
S.E. 5A	1	41	1	0	1	1
S.E.5A	1	41	1	0	1	1
S.205/22R	4	41	1	0	3	3
S&S SPECIAL MODEL C	1	41	1	0	1	1
S-STAR JS-1	1	41	1	0	1	1
S-1	1	41	1	0	35	35
S-1 SPECIAL	1	41	1	0	1	1
S-1 TEDDYBEAR	2	41	1	0	1	1
S-1-C	1	41	1	0	1	1
S-1A	2	41	1	0	4	4
S-1B1	2	41	1	0	3	3
S-1B2	2	41	1	0	4	4
S-1C	1	41	1	0	72	72
S-1C-WM	1	41	1	0	1	1
S-1D	1	41	1	0	1	1
S-1S	1	41	1	0	11	11
S-1T	1	41	1	0	7	7
S-1W	1	41	1	0	1	1
S-10	1	41	1	0	2	2
S-10 SAKOTA	2	41	1	0	1	1
S-100	1	41	1	0	1	1
S-12	2	41	1	0	2	2
S-12 AIRAILE	2	41	1	0	6	6
S-12-D	4	41	1	0	1	1
S-14 AIRAILE	1	41	1	0	1	1
S-18	2	41	1	0	1	1
S-2	2	41	1	0	3	3
S-2B	2	41	1	0	6	6
S-2R	1	41	1	0	6	6
S-2S	2	41	1	0	3	3
S-300	1	41	1	0	2	2
S-301	1	41	1	0	1	1
S-341	1	41	1	0	1	1
S-4	4	41	1	0	2	2
S-51-D	2	41	1	0	1	1
S-6	2	41	1	0	3	3
S-6 COYOTE II	2	41	1	0	2	2
S-6 E S II	2	41	1	0	1	1
S-6ES	2	41	1	0	1	1
S-6ES COYOTE II	2	41	1	0	1	1
S-600	2	41	1	0	1	1
S-7	2	41	1	0	2	2
S-7 COURIER	2	41	1	0	1	1
S-9 CHAOS	1	41	1	0	1	1
S-9 EXP	1	41	1	0	1	1
S/W SPECIAL	1	41	1	0	1	1
SA - 62	2	41	1	0	1	1

U.S. REGISTERED CIVIL AIRCRAFT
BY MANUFACTURER AND MODEL—NUMBER OF SEATS
AMATEUR/EXPERIMENTAL—PISTON
AS OF DECEMBER 31, 1993

Model/Series	Designation			Air Carrier	General Aviation	Total Aircraft
	Seats	Aircraft/ Engine Type	No. Engines			
SA 100	1	41	1	0	1	1
SA 102.5	2	41	1	0	1	1
SA 2-37A	2	41	1	0	5	5
SA 300	2	41	1	0	5	5
SA 300-A	2	41	1	0	1	1
SA 6B	2	41	1	0	1	1
SA 750	2	41	1	0	1	1
SA 900	1	41	1	0	1	1
SA-100	1	41	1	0	10	10
SA-100 STARDUSTER	1	41	1	0	1	1
SA-100A	1	41	1	0	1	1
SA-102	2	41	1	0	1	1
SA-105 CAVALIER	2	41	1	0	1	1
SA-11-A	3	41	1	0	2	2
SA-11A	3	41	1	0	12	12
SA-11A PLAYMATE	1	41	1	0	1	1
SA-200	2	41	1	0	1	1
SA-3A	1	41	1	0	2	2
SA-3B	2	41	1	0	3	3
SA-300	1	41	1	0	32	32
SA-6B	1	41	1	0	1	1
SA-6B FLUT-R-BUG	2	41	1	0	1	1
SA-6B FLUTTERBUG	2	41	1	0	1	1
SA-7B	1	41	1	0	1	1
SA-7D	2	41	1	0	4	4
SA-750	2	41	1	0	2	2
SABLAR SPECIAL	1	41	1	0	1	1
SABRE	1	41	1	0	1	1
SABRE II	3	41	1	0	2	2
SAC	2	41	1	0	2	2
SAC - IVW	2	41	1	0	1	1
SACO II	2	41	1	0	1	1
SACO III	2	41	1	0	1	1
SACO IV	4	41	1	0	1	1
SADLER VAMPIRE	1	41	1	0	2	2
SAFIR 91D	3	41	1	0	1	1
SAL 2/3 MUSTANG	1	41	1	0	1	1
SAL 2/3 P51	2	41	1	0	1	1
SAL 2/3 SCAL MUSTANG	1	41	1	0	1	1
SAM 41854	1	41	1	0	1	1
SAMSARA	1	41	1	0	1	1
SANDPIPER	2	41	1	0	1	1
SAO PAULO SEABIRD	2	41	1	0	1	1
SAVILLE HUMMER-A	1	41	1	0	1	1
SA100	1	41	1	0	9	9
SA101	1	41	1	0	1	1
SA105	2	41	1	0	1	1
SA11A	3	41	1	0	1	1
SA3-A	2	41	1	0	1	1
SA3A	1	41	1	0	34	34
SA3A PLAYBOY	1	41	1	0	1	1

U.S. REGISTERED CIVIL AIRCRAFT
BY MANUFACTURER AND MODEL—NUMBER OF SEATS
AMATEUR/EXPERIMENTAL—PISTON
AS OF DECEMBER 31, 1993

Model/Series	Designation			Air Carrier	General Aviation	Total Aircraft
	Seats	Aircraft/ Engine Type	No. Engines			
SA3B	1	41	1	0	23	23
SA300	2	41	1	0	14	14
SA300 STARDUSTER	2	41	1	0	1	1
SA300 STARDUSTER TOO	2	41	1	0	1	1
SA300M	2	41	1	0	1	1
SA5OOL	1	41	1	0	1	1
SA500	1	41	1	0	1	1
SA6B	2	41	1	0	21	21
SA6B FLUT-R-BUG	2	41	1	0	2	2
SA7A	1	41	1	0	1	1
SA7D	1	41	1	0	14	14
SA7WR	2	41	1	0	1	1
SA700	1	41	1	0	2	2
SA750 ACRODUSTER II	2	41	1	0	1	1
SA900	1	41	1	0	1	1
SA900 V-STAR	1	41	1	0	1	1
SB-LIM2	2	41	1	0	3	3
SB-1	2	41	1	0	2	2
SB-1 BABY LAKES	1	41	1	0	1	1
SB-2	2	41	1	0	1	1
SB-26	2	41	1	0	1	1
SB-8	3	41	1	0	1	1
SBD-3 DAUNTLESS	2	41	1	0	1	1
SBD-5	2	41	1	0	1	1
SBII	2	41	1	0	1	1
SB2C5	2	41	1	0	1	1
SC GREAT LAKES 2T1AE	2	41	1	0	1	1
SC SKYBOLT	2	41	1	0	1	1
SC 01 B 160	2	41	1	0	1	1
SC 450	2	41	1	0	1	1
SC-1	1	41	1	0	21	21
SCALE CORSAIR F4U-1D	1	41	1	0	1	1
SCALE TIGER MOTH	2	41	1	0	1	1
SCAMP	1	41	1	0	5	5
SCAMP BI-PLANE	1	41	1	0	1	1
SCAMP BP-1	1	41	1	0	1	1
SCAMP WT-B1	1	41	1	0	2	2
SCAMP WT16-3	1	41	1	0	1	1
SCAMP-A WT-S3	1	41	1	0	1	1
SCAMP-LM	1	41	1	0	1	1
SCAMPY	2	41	1	0	1	1
SCAN TYPE 30	5	51	2	0	2	2
SCAPPY UAC-200	1	41	1	0	1	1
SCATTER	1	41	1	0	1	1
SCEPTRE	1	41	1	0	2	2
SCEPTRE I	1	41	1	0	1	1
SCHAPEL SA-882	1	41	1	0	1	1
SCHMIDT RV-6S	2	41	1	0	1	1
SCHREDER HP-11A	2	41	1	0	1	1
SCODOR III 400	1	41	1	0	1	1
SCOOTER	1	41	1	0	2	2

U.S. REGISTERED CIVIL AIRCRAFT
BY MANUFACTURER AND MODEL—NUMBER OF SEATS
AMATEUR/EXPERIMENTAL—PISTON
AS OF DECEMBER 31, 1993

Model/Series	Designation			Air Carrier	General Aviation	Total Aircraft
	Seats	Aircraft/ Engine Type	No. Engines			
SCORPION	1	41	1	0	1	1
SCORPION EXEC	2	41	1	0	1	1
SCORPION II	2	41	1	0	1	1
SCORPION ONE	1	41	1	0	1	1
SCORPION TOO	2	41	1	0	2	2
SCORPION 133	2	41	1	0	1	1
SCOTT RV-6	2	41	1	0	1	1
SCOUT	1	41	1	0	2	2
SCRAMBALA	2	41	1	0	1	1
SCRAPPY U.A.C.200	1	41	1	0	1	1
SCRAPPY-UAC 160	1	41	1	0	1	1
SCUDBUSTER	2	41	1	0	1	1
SC1	1	41	1	0	1	1
SD-TWO	1	41	1	0	1	1
SD-1A	2	41	1	0	3	3
SE 5A	1	41	1	0	1	1
SE 5A REPLICA	1	41	1	0	1	1
SE-5	1	41	1	0	1	1
SE-5 A	1	41	1	0	1	1
SE-5A	1	41	1	0	5	5
SE-5A REPLICA	1	41	1	0	1	1
SEA FURY TMK 20	1	41	1	0	12	12
SEA HAWK	1	41	1	0	9	9
SEA HAWKER	2	41	1	0	10	10
SEA RAY	2	41	1	0	1	1
SEA REY	2	41	1	0	2	2
SEA REY AMPHIBIAN	2	41	1	0	1	1
SEABIRD	2	41	1	0	1	1
SEAHAWK	2	41	1	0	5	5
SEAHAWK COMPOSITE	2	41	1	0	1	1
SEAHAWKER	2	41	1	0	6	6
SEARAY	2	41	1	0	1	1
SEASPRAY	2	41	1	0	1	1
SEAWIND	4	41	1	0	1	1
SEAWIND KIT	4	41	1	0	1	1
SEAWIND 2000	4	41	1	0	1	1
SEAWIND 3000	4	41	1	0	1	1
SECA MX AG	1	41	1	0	1	1
SEIBERT RV-6	2	41	1	0	1	1
SEL	1	41	1	0	3	3
SELF DESIGNED	2	41	1	0	1	1
SENIOR AERO SPORT	2	41	1	0	4	4
SENIOR AERO SPORT 10	2	41	1	0	1	1
SENIOR AERO SPT D260	2	41	1	0	1	1
SENIOR AEROSPORT	2	41	1	0	2	2
SEQUOIA	4	41	1	0	1	1
SEQUOIA F.8L FALCO	2	41	1	0	1	1
SEQUOIA 300	2	41	1	0	2	2
SE5-A	1	41	1	0	2	2
SE5-A REPLICA	1	41	1	0	1	1
SE5A	1	41	1	0	8	8

U.S. REGISTERED CIVIL AIRCRAFT
BY MANUFACTURER AND MODEL—NUMBER OF SEATS
AMATEUR/EXPERIMENTAL—PISTON
AS OF DECEMBER 31, 1993

Model/Series	Designation			Air Carrier	General Aviation	Total Aircraft
	Seats	Aircraft/ Engine Type	No. Engines			
SE5A REPLICA	1	41	1	0	10	10
SF	2	41	1	0	1	1
SF-1	1	41	1	0	1	1
SF-2A	2	41	1	0	1	1
SF-260C	3	41	1	0	2	2
SFA	2	41	1	0	1	1
SFS1	2	41	1	0	1	1
SF2M	2	41	1	0	1	1
SF260	3	41	1	0	3	3
SG-1 SPORT	1	41	1	0	1	1
SH	2	41	1	0	1	1
SH GLASAIR	2	41	1	0	1	1
SH II	1	41	1	0	1	1
SH RG I	2	41	1	0	1	1
SH 2	2	41	1	0	2	2
SH 2 R	2	41	1	0	1	1
SH 2 RG	2	41	1	0	1	1
SH 2R GLASAIR	2	41	1	0	1	1
SH-II FT	2	41	1	0	1	1
SH-R2	2	41	1	0	1	1
SH-1	2	41	1	0	1	1
SH-1 TD	2	41	1	0	1	1
SH-1 TD GLASAIR	2	41	1	0	1	1
SH-2	2	41	1	0	5	5
SH-2 FT	2	41	1	0	1	1
SH-2 GLASAIR	2	41	1	0	7	7
SH-2 GLASAIR RG	2	41	1	0	1	1
SH-2 RG	2	41	1	0	1	1
SH-2-TD	2	41	1	0	1	1
SH-2F	2	41	1	0	4	4
SH-2R	2	41	1	0	7	7
SH-3A	3	41	1	0	1	1
SH-3R	2	41	1	0	6	6
SHA GLASAIR	2	41	1	0	14	14
SHA GLASAIR RG	2	41	1	0	2	2
SHA GLASAIR SH-2	2	41	1	0	1	1
SHA GLASAIR SH-2R	2	41	1	0	1	1
SHA GLASAIR SH2	2	41	1	0	1	1
SHA GLASAIR TD	2	41	1	0	2	2
SHA GLASAIR 1 RG	2	41	1	0	1	1
SHA GLASAIR 2	2	41	1	0	1	1
SHA SH-2 GLASAIR	2	41	1	0	1	1
SHA-GLASAIR	2	41	1	0	19	19
SHA-GLASAIR RG	2	41	1	0	3	3
SHA-SH2 GLASAIR	2	41	1	0	1	1
SHADE WING	2	41	1	0	1	1
SHADOW	2	41	1	0	1	1
SHAMA A	2	41	1	0	1	1
SHANE RUNABOUT	2	41	1	0	1	1
SHARKFIRE	2	41	1	0	1	1
SHARP DR90	1	41	1	0	1	1

U.S. REGISTERED CIVIL AIRCRAFT
BY MANUFACTURER AND MODEL—NUMBER OF SEATS
AMATEUR/EXPERIMENTAL—PISTON
AS OF DECEMBER 31, 1993

Model/Series	Designation			Air Carrier	General Aviation	Total Aircraft
	Seats	Aircraft/ Engine Type	No. Engines			
SHEETS P-47D JR	1	41	1	0	1	1
SHERPA	6	41	1	0	1	1
SHIMER SPECIAL 1	1	41	1	0	1	1
SHIP	2	41	1	0	1	1
SHOESTRING	1	41	1	0	2	2
SHOESTRING K-10	1	41	1	0	1	1
SHOESTRING RACEPLANE	1	41	1	0	1	1
SHOESTRING S-102	1	41	1	0	1	1
SHORT S-29	1	41	1	0	1	1
SHORT T	2	41	1	0	1	1
SHRIKE	1	41	1	0	1	1
SHULL STEEN SKYBOLT	2	41	1	0	1	1
SH2	2	41	1	0	2	2
SH2F	2	41	1	0	1	1
SH2R GLASAIR	2	41	1	0	1	1
SH3	2	41	1	0	1	1
SIAI SPORT	2	41	1	0	1	1
SIDEWINDER	2	41	1	0	27	27
SIDEWINDER C1	2	41	1	0	1	1
SIDEWINDER HES-2	2	41	1	0	1	1
SIDEWINDER S-1	2	41	1	0	1	1
SIDEWINDER SEL	1	41	1	0	1	1
SIDEWINDER-X	2	41	1	0	1	1
SIERRA STARSHIP	2	41	1	0	1	1
SIEVERS SPECIAL	1	41	1	0	1	1
SIGNATURE 2	2	41	1	0	1	1
SILHOUETTE	1	41	1	0	4	4
SILHOUETTE SA-60	2	41	1	0	1	1
SILHOUTTE I	1	41	1	0	1	1
SILOUETTE	1	41	1	0	1	1
SILVER CONDOR-A	2	41	1	0	1	1
SIMARD GLASAIR	2	41	1	0	1	1
SIMPLEX L-2 MODIFIED	2	41	1	0	1	1
SINGLE	1	41	1	0	1	1
SINSKI SPECIAL	2	41	1	0	1	1
SIPLE MODEL "A"	1	41	1	0	1	1
SIROCCO	2	41	1	0	1	1
SIROCCO MJ-5	1	41	1	0	2	2
SIROCCO MJ5	2	41	1	0	1	1
SIROCCO MJ5-J2	2	41	1	0	1	1
SIROCCO MJ5-K2	2	41	1	0	1	1
SIROCCO MJ55	2	41	1	0	1	1
SIROCCO SN 209 MJ5	2	41	1	0	1	1
SISLER CYGNET SF-2A	2	41	1	0	1	1
SITZ-STARDUSTER TOO	2	41	1	0	1	1
SIZZLER	2	41	1	0	1	1
SJ-1	1	41	1	0	1	1
SK-1	1	41	1	0	1	1
SKI-FAST	2	41	1	0	1	1
SKY BOLT	2	41	1	0	1	1
SKY BUGGY MOD. A	2	41	1	0	1	1

U.S. REGISTERED CIVIL AIRCRAFT
BY MANUFACTURER AND MODEL—NUMBER OF SEATS
AMATEUR/EXPERIMENTAL—PISTON
AS OF DECEMBER 31, 1993

Model/Series	Designation			Air Carrier	General Aviation	Total Aircraft
	Seats	Aircraft/ Engine Type	No. Engines			
SKY COPE SA7D	1	41	1	0	1	1
SKY DRIFTER	2	41	1	0	1	1
SKY FLY CA65-2	1	41	1	0	1	1
SKY HIKER	2	41	1	0	1	1
SKY RANGER	2	41	1	0	2	2
SKY RANGER S C	2	41	1	0	1	1
SKY RANGER SRII	1	41	1	0	1	1
SKY SCOUT	1	41	1	0	1	1
SKY SEEKER	2	41	1	0	1	1
SKY SKEETER	1	41	1	0	1	1
SKY STAR KITFOX 2	2	41	1	0	1	1
SKY WALKER	2	41	1	0	1	1
SKY-CRUISER I	1	41	1	0	1	1
SKY-CRUISER II	2	41	1	0	1	1
SKY-SCOOTER	1	41	1	0	1	1
SKY-TIGER	2	41	1	0	1	1
SKYBABY	1	41	1	0	1	1
SKYBIRD	1	41	1	0	1	1
SKYBOAT	2	41	1	0	1	1
SKYBOLT	2	41	1	0	119	119
SKYBOLT C-1	2	41	1	0	1	1
SKYBOLT CS-1	2	41	1	0	1	1
SKYBOLT I	2	41	1	0	1	1
SKYBOLT JW-5	2	41	1	0	1	1
SKYBOLT MODEL ONE	1	41	1	0	1	1
SKYBOLT SB2	2	41	1	0	1	1
SKYBOLT SPECIAL	2	41	1	0	1	1
SKYBOLT 1	2	41	1	0	3	3
SKYBOLT 1-A	2	41	1	0	2	2
SKYBOLT 1976	2	41	1	0	1	1
SKYBOLT 2	2	41	1	0	1	1
SKYBOLT 235	2	41	1	0	1	1
SKYBOLT 300	2	41	1	0	1	1
SKYBOLT 78-1	2	41	1	0	1	1
SKYBOLT-1	2	41	1	0	9	9
SKYBOLT-180	2	41	1	0	1	1
SKYBOLT-75	2	41	1	0	1	1
SKYBOLT/BM	2	41	1	0	1	1
SKYCOUPE	1	41	1	0	3	3
SKYCYCLE CABIN	1	41	1	0	1	1
SKYDANCER SD 260	2	41	1	0	1	1
SKYDOLL	4	41	1	0	1	1
SKYE-RYDER II	2	41	1	0	1	1
SKYFLY CA65	2	41	1	0	1	1
SKYHEATER	2	41	1	0	1	1
SKYHOPPER	2	41	1	0	3	3
SKYHOPPER II	1	41	1	0	2	2
SKYHOPPER MODEL 20	2	41	1	0	1	1
SKYHOPPER 20	2	41	1	0	1	1
SKYHOPPER 200	2	41	1	0	1	1
SKYJACKER	1	41	1	0	1	1

U.S. REGISTERED CIVIL AIRCRAFT
BY MANUFACTURER AND MODEL—NUMBER OF SEATS
AMATEUR/EXPERIMENTAL—PISTON
AS OF DECEMBER 31, 1993

Model/Series	Designation			Air Carrier	General Aviation	Total Aircraft
	Seats	Aircraft/ Engine Type	No. Engines			
SKYJACKER II	2	41	1	0	1	1
SKYLARK II	2	41	1	0	1	1
SKYOTE	1	41	1	0	7	7
SKYRAIDER AD-6	1	41	1	0	4	4
SKYRANGER SC	2	41	1	0	1	1
SKYSCOOTER	2	41	1	0	1	1
SKYTRADER 800	14	51	2	0	1	1
SKYWALKER	2	41	1	0	1	1
SK1	1	41	1	0	1	1
SL-1	1	41	1	0	2	2
SLC	1	41	1	0	1	1
SLIPKNOT	1	41	1	0	1	1
SLO VIN FIZ	1	41	1	0	1	1
SLP	1	41	1	0	1	1
SM-1	2	41	1	0	1	1
SMITH AJ-2	2	41	1	0	1	1
SMITH CHALLENGER I	2	41	1	0	1	1
SMITH DSA-1	1	41	1	0	3	3
SMITH DSA-1MIMIPALNE	1	41	1	0	1	1
SMITH DSA1	1	41	1	0	3	3
SMITH M'PLANE DSA-1	1	41	1	0	1	1
SMITH MIMIPLANE	1	41	1	0	1	1
SMITH MINI DSA-1	1	41	1	0	1	1
SMITH MINI PLANE	1	41	1	0	4	4
SMITH MINI-PLANE	1	41	1	0	2	2
SMITH MINIPLANE	1	41	1	0	16	16
SMITH MINIPLANE DSA	1	41	1	0	1	1
SMITH MINIPLANE DSA-	1	41	1	0	2	2
SMITH MINIPLANE DSAI	1	41	1	0	3	3
SMITH MINIPLANE DSA1	1	41	1	0	11	11
SMITH MINPLANE DSA-1	1	41	1	0	1	1
SMITH SKYBOLT	2	41	1	0	1	1
SMITH SUPER STOL	2	41	1	0	1	1
SMITH TERMITE	1	41	1	0	3	3
SMITH TERMITE KT-1	1	41	1	0	1	1
SMITH TRIKE	1	41	1	0	1	1
SMITH-MINEPLANE	1	41	1	0	1	1
SMITH/POWELL MINI	1	41	1	0	1	1
SMITHS RV-4	2	41	1	0	2	2
SMITTYS ACRO SPORT	1	41	1	0	1	1
SMOKOVITZ-SPORT	3	41	1	0	1	1
SMYTH SIDEWINDER	2	41	1	0	21	21
SMYTHE SIDEWINDER	2	41	1	0	3	3
SNAPPER	2	41	1	0	1	1
SNARGASHER	1	41	1	0	1	1
SNJ-4	2	41	1	0	3	3
SNJ-5	2	41	1	0	8	8
SNJ-5B	2	41	1	0	1	1
SNJ-5C	2	41	1	0	1	1
SNJ-6	2	41	1	0	1	1
SNOOP II	2	41	1	0	2	2

U.S. REGISTERED CIVIL AIRCRAFT
BY MANUFACTURER AND MODEL—NUMBER OF SEATS
AMATEUR/EXPERIMENTAL—PISTON
AS OF DECEMBER 31, 1993

Model/Series	Designation			Air Carrier	General Aviation	Total Aircraft
	Seats	Aircraft/ Engine Type	No. Engines			
SNOOP 11	2	41	1	0	1	1
SNOOPY PS1	1	41	1	0	1	1
SNS	1	41	1	0	2	2
SNS IV	2	41	1	0	1	1
SNS 3	1	41	1	0	1	1
SNS 8	1	41	1	0	1	1
SNS-1	2	41	1	0	1	1
SNS-2	1	41	1	0	1	1
SNS-2 GUPPY	1	41	1	0	1	1
SNS-7	2	41	1	0	5	5
SNS-7 HIPERBIPE	2	41	1	0	1	1
SNS-7 HYPERBIPE	2	41	1	0	2	2
SNS-8	1	41	1	0	3	3
SNS-8 HIPERLIGHT	1	41	1	0	1	1
SNS-8 HIPERLIGHT EXP	1	41	1	0	1	1
SNS-8 HYPERLIGHT	2	41	1	0	2	2
SNS-9	2	41	1	0	2	2
SNS7	2	41	1	0	1	1
SNS8-HIPERLIGHT	1	41	1	0	1	1
SNYDER CUBY	1	41	1	0	1	1
SNYDER SUPER SPORT	2	41	1	0	1	1
SOL	2	41	1	0	1	1
SOLITAIRE	2	41	1	0	1	1
SONER●AI	2	41	1	0	1	1
SONERA II	1	41	1	0	1	1
SONERAI	2	41	1	0	16	16
SONERAI - II	2	41	1	0	2	2
SONERAI I	1	41	1	0	19	19
SONERAI II	2	41	1	0	124	124
SONERAI II LT	2	41	1	0	1	1
SONERAI II L	2	41	1	0	33	33
SONERAI II L MODEL B	2	41	1	0	1	1
SONERAI II LS	2	41	1	0	5	5
SONERAI II LT	1	41	1	0	6	6
SONERAI II LTL	2	41	1	0	1	1
SONERAI II LTS	2	41	1	0	1	1
SONERAI II M	2	41	1	0	1	1
SONERAI II-L	2	41	1	0	2	2
SONERAI II-S2-MLI	2	41	1	0	1	1
SONERAI IIBL	2	41	1	0	1	1
SONERAI IIL	2	41	1	0	20	20
SONERAI IILT	2	41	1	0	3	3
SONERAI IL	1	41	1	0	1	1
SONERAI ILL	2	41	1	0	1	1
SONERAI JM-1	1	41	1	0	1	1
SONERAI LOW WING	2	41	1	0	1	1
SONERAI LS-II	2	41	1	0	1	1
SONERAI ONE	1	41	1	0	1	1
SONERAI TWO	2	41	1	0	5	5
SONERAI TWO L	2	41	1	0	2	2
SONERAI 1	1	41	1	0	3	3

U.S. REGISTERED CIVIL AIRCRAFT
BY MANUFACTURER AND MODEL—NUMBER OF SEATS
AMATEUR/EXPERIMENTAL—PISTON
AS OF DECEMBER 31, 1993

Model/Series	Designation			Air Carrier	General Aviation	Total Aircraft
	Seats	Aircraft/ Engine Type	No. Engines			
SONERAI 1.5 S-1	1	41	1	0	1	1
SONERAI 2	2	41	1	0	3	3
SONERAI 2L	2	41	1	0	7	7
SONERAI 2LT	2	41	1	0	2	2
SONERAI 2LTS	2	41	1	0	1	1
SONERAI 2LTW	2	41	1	0	1	1
SONERAI-I	2	41	1	0	19	19
SONERAI-II	2	41	1	0	43	43
SONERAI-IIB	2	41	1	0	1	1
SONERAI-IIL	2	41	1	0	1	1
SONERAI-ONE	1	41	1	0	1	1
SONERAI-1	1	41	1	0	1	1
SONERAI-2	2	41	1	0	4	4
SONERAL II	2	41	1	0	1	1
SONERIA	1	41	1	0	1	1
SONERIA II	2	41	1	0	1	1
SONERIA II L	2	41	1	0	1	1
SONERIA IIL	2	41	1	0	1	1
SONERIA-II	2	41	1	0	1	1
SONGBIRD	2	41	1	0	1	1
SONNERAI II	2	41	1	0	1	1
SONNERAL II	2	41	1	0	1	1
SOPWITH CAMEL	2	41	1	0	2	2
SOPWITH CAMEL F-1	1	41	1	0	1	1
SOPWITH CAMEL F1	1	41	1	0	1	1
SOPWITH DOLPHIN	1	41	1	0	1	1
SOPWITH F.1	1	41	1	0	1	1
SOPWITH PUP	1	41	1	0	3	3
SOPWITH TRI-PLANE	1	41	1	0	1	1
SOPWITH TRIPLANE	1	41	1	0	2	2
SOPWITH TYPE 80 LERH	1	41	1	0	1	1
SOPWITH 1 1/2 STRUTT	2	41	1	0	1	1
SOPWITH 7F.1	1	41	1	0	1	1
SORRELL	2	41	1	0	1	1
SORRELL EXP 2	2	41	1	0	1	1
SORRELL GUPPY SNS-2	1	41	1	0	1	1
SORRELL SNS-2	1	41	1	0	2	2
SORRELL SNS-2 GUPPY	1	41	1	0	1	1
SORRELL SNS-7	2	41	1	0	8	8
SORRELL SNS-8	1	41	1	0	3	3
SORRELL SNS7	2	41	1	0	1	1
SORTA BABY LAKES	1	41	1	0	1	1
SP	1	41	1	0	1	1
SP-1	1	41	1	0	2	2
SP-2	1	41	1	0	1	1
SP-2H	10	51	2	0	3	3
SPACE WALKER	1	41	1	0	1	1
SPACEWALKER	1	41	1	0	4	4
SPACEWALKER II	2	41	1	0	7	7
SPACEWALKER 1	1	41	1	0	1	1
SPACEWALKERII	1	41	1	0	1	1

U.S. REGISTERED CIVIL AIRCRAFT
BY MANUFACTURER AND MODEL—NUMBER OF SEATS
AMATEUR/EXPERIMENTAL—PISTON
AS OF DECEMBER 31, 1993

Model/Series	Designation			Air Carrier	General Aviation	Total Aircraft
	Seats	Aircraft/ Engine Type	No. Engines			
SPAD VII	1	41	1	0	1	1
SPAD XIII	1	41	1	0	2	2
SPAD-XIII C1 FIGHTER	1	41	1	0	1	1
SPANSTARSA307	2	41	1	0	1	1
SPARROW	1	41	1	0	1	1
SPARROW HAWK MK II	2	41	1	0	1	1
SPARROW HAWK MKII	2	41	1	0	2	2
SPARROW II	2	41	1	0	2	2
SPARROW SPORT	1	41	1	0	1	1
SPARROW SS	1	41	1	0	1	1
SPARROW-HAWK	2	41	1	0	1	1
SPEARHEAD	1	41	1	0	1	1
SPEC # 2	1	41	1	0	1	1
SPECIAL	1	41	1	0	39	39
SPECIAL DENINE D	1	41	1	0	1	1
SPECIAL EDITION	1	41	1	0	1	1
SPECIAL GREAT LAKES	1	41	1	0	1	1
SPECIAL II	2	41	1	0	3	3
SPECIAL MODEL A	2	41	1	0	1	1
SPECIAL NO. 2	1	41	1	0	1	1
SPECIAL RL1	2	41	1	0	1	1
SPECIAL S-1	1	41	1	0	1	1
SPECIAL S1-S	1	41	1	0	2	2
SPECIAL Y	2	41	1	0	1	1
SPECIAL 001	1	41	1	0	1	1
SPECIAL 1	2	41	1	0	1	1
SPECTRUM BEAVER	2	41	1	0	2	2
SPECTRUM BEAVER550FE	2	41	1	0	1	1
SPECTRUM RX35	1	41	1	0	1	1
SPECTRUM RX550	2	41	1	0	1	1
SPEEDSTER	2	41	1	0	2	2
SPEEDWING	2	41	1	0	1	1
SPEEDWING TAILDRAGGE	2	41	1	0	1	1
SPENCER AIR CAR	4	41	1	0	1	1
SPENCER AIR CAR S12E	4	41	1	0	1	1
SPENCER AIRCAR S12DG	4	41	1	0	1	1
SPENCER AMPHIB 1-12E	4	41	1	0	1	1
SPENCER AMPHIBIAN	4	41	1	0	1	1
SPENCER S12-D	4	41	1	0	1	1
SPENCER S12-E	4	41	1	0	1	1
SPERRY MESSENGER	1	41	1	0	1	1
SPEZIO	2	41	1	0	1	1
SPEZIO DAL-1	2	41	1	0	6	6
SPEZIO DAL-1 SPORT	2	41	1	0	1	1
SPEZIO SPORT	1	41	1	0	10	10
SPEZIO SPORT CB-2	2	41	1	0	1	1
SPEZIO SPORT DA-1	2	41	1	0	1	1
SPEZIO SPORT DAL-1	2	41	1	0	10	10
SPEZIO SPORT P-3	2	41	1	0	1	1
SPEZIO SPORT TUHOLER	2	41	1	0	2	2
SPEZIO TUHOLER	2	41	1	0	1	1

U.S. REGISTERED CIVIL AIRCRAFT
BY MANUFACTURER AND MODEL—NUMBER OF SEATS
AMATEUR/EXPERIMENTAL—PISTON
AS OF DECEMBER 31, 1993

Model/Series	Designation			Air Carrier	General Aviation	Total Aircraft
	Seats	Aircraft/ Engine Type	No. Engines			
SPEZIO-TWOHOLER	2	41	1	0	1	1
SPICKES SKYBOLT	2	41	1	0	1	1
SPIDER 1	1	41	1	0	1	1
SPIRIT	1	41	1	0	1	1
SPIRIT OF ST. LOUIS	2	41	1	0	1	1
SPIRIT 2180	2	41	1	0	2	2
SPITFIRE	1	41	1	0	5	5
SPITFIRE II	2	41	1	0	8	8
SPITFIRE MARK IX	1	41	1	0	5	5
SPITFIRE MARK XIV	1	41	1	0	2	2
SPITFIRE MARK XVI	1	41	1	0	1	1
SPITFIRE MARK XVIII	1	41	1	0	1	1
SPITFIRE MK 1XE	1	41	1	0	1	1
SPITFIRE MKIX	1	41	1	0	1	1
SPITFIRE MK5B	1	41	1	0	1	1
SPITFIRE 3/4	1	41	1	0	1	1
SPORT	2	41	1	0	4	4
SPORT & OBSERVATION	2	41	1	0	1	1
SPORT BIPLANE	1	41	1	0	6	6
SPORT BIPLANE V-STAR	1	41	1	0	1	1
SPORT FAN	1	41	1	0	1	1
SPORT II	2	41	1	0	1	1
SPORT PLANE	1	41	1	0	1	1
SPORT RACER	1	41	1	0	5	5
SPORT TRAINER	2	41	1	0	9	9
SPORT TRAINER CUBY	2	41	1	0	1	1
SPORT 65	2	41	1	0	1	1
SPORT-A	2	41	1	0	1	1
SPORTSMAN	2	41	1	0	4	4
SPORTSMAN V	5	41	1	0	1	1
SPORTSMAN VJ-22	2	41	1	0	4	4
SPORTSMAN VJ22	2	41	1	0	1	1
SPORTSMAN 1	2	41	1	0	1	1
SPORTSMAN 2 + 2	4	41	1	0	1	1
SPORTSMAN 2+2	4	41	1	0	6	6
SPORTSMAN-22	2	41	1	0	1	1
SPORTSMASTER 150	1	41	1	0	1	1
SPORTSTER	1	41	1	0	1	1
SPORTWING	2	41	1	0	1	1
SPRATT 108	1	41	1	0	1	1
SPRING FISHER 202	1	41	1	0	1	1
SPRINT II	2	41	1	0	2	2
SPRINTER 200 S	1	41	1	0	1	1
SP7	3	41	1	0	1	1
SQ AVN SPAD XIII REP	1	41	1	0	1	1
SR-300	1	41	1	0	1	1
SR-5E	4	41	1	0	1	1
SRIC	1	41	1	0	1	1
SRX-1 SKYLARK	2	41	1	0	1	1
SR10-18	1	41	1	0	1	1
SS-D1	1	41	1	0	1	1

U.S. REGISTERED CIVIL AIRCRAFT
BY MANUFACTURER AND MODEL—NUMBER OF SEATS
AMATEUR/EXPERIMENTAL—PISTON
AS OF DECEMBER 31, 1993

Model/Series	Designation			Air Carrier	General Aviation	Total Aircraft
	Seats	Aircraft/ Engine Type	No. Engines			
SS-Z	1	41	1	0	1	1
SS-2	1	41	1	0	1	1
SS-3	1	41	1	0	1	1
SSS	2	41	1	0	1	1
SST-1	1	41	1	0	1	1
ST-A	2	41	1	0	1	1
ST-1	1	41	1	0	2	2
STA	2	41	1	0	1	1
STAHLTAUBE	1	41	1	0	1	1
STAMPE	2	41	1	0	1	1
STAMPE SV-4B	2	41	1	0	1	1
STAMPE SV4C	2	41	1	0	34	34
STANDARD J-1	2	41	1	0	2	2
STANLEY SPECIAL	2	41	1	0	1	1
STANWALT CA-65	2	41	1	0	1	1
STAR DUSTER	2	41	1	0	2	2
STAR DUSTER II	2	41	1	0	1	1
STAR LITE	1	41	1	0	4	4
STAR-LITE	1	41	1	0	21	21
STARBRIGHT	2	41	1	0	1	1
STARCHER	1	41	1	0	1	1
STARDUSTER	2	41	1	0	3	3
STARDUSTER "TOO"	2	41	1	0	1	1
STARDUSTER A-300	2	41	1	0	1	1
STARDUSTER ESA300	2	41	1	0	1	1
STARDUSTER I	1	41	1	0	2	2
STARDUSTER I SA 100	1	41	1	0	1	1
STARDUSTER II	2	41	1	0	24	24
STARDUSTER II SA300	2	41	1	0	1	1
STARDUSTER II MK II	2	41	1	0	1	1
STARDUSTER II SA 300	2	41	1	0	1	1
STARDUSTER II SA-200	2	41	1	0	1	1
STARDUSTER II SA-300	2	41	1	0	8	8
STARDUSTER II SA300	2	41	1	0	15	15
STARDUSTER II TK1	2	41	1	0	1	1
STARDUSTER JSA 1	1	41	1	0	1	1
STARDUSTER ONE	1	41	1	0	1	1
STARDUSTER SA II	2	41	1	0	1	1
STARDUSTER SA 100	1	41	1	0	1	1
STARDUSTER SA 300	2	41	1	0	2	2
STARDUSTER SA-100	2	41	1	0	23	23
STARDUSTER SA-300	2	41	1	0	25	25
STARDUSTER SA-300-DA	2	41	1	0	1	1
STARDUSTER SA-750	2	41	1	0	1	1
STARDUSTER SA100	1	41	1	0	5	5
STARDUSTER SA100DL	2	41	1	0	1	1
STARDUSTER SA300	2	41	1	0	33	33
STARDUSTER SA300X	2	41	1	0	1	1
STARDUSTER SIX	2	41	1	0	1	1
STARDUSTER TOO	2	41	1	0	91	91
STARDUSTER TOO A-300	2	41	1	0	1	1

U.S. REGISTERED CIVIL AIRCRAFT
BY MANUFACTURER AND MODEL—NUMBER OF SEATS
AMATEUR/EXPERIMENTAL—PISTON
AS OF DECEMBER 31, 1993

Model/Series	Designation			Air Carrier	General Aviation	Total Aircraft
	Seats	Aircraft/ Engine Type	No. Engines			
STARDUSTER TOO AS300	2	41	1	0	1	1
STARDUSTER TOO SA-30	2	41	1	0	6	6
STARDUSTER TOO SA300	2	41	1	0	69	69
STARDUSTER TOO 300	2	41	1	0	1	1
STARDUSTER TVO RGJ6-	1	41	1	0	1	1
STARDUSTER TWO	2	41	1	0	11	11
STARDUSTER V-STAR	1	41	1	0	1	1
STARDUSTER 100	1	41	1	0	2	2
STARDUSTER 2	1	41	1	0	3	3
STARDUSTER 300A	2	41	1	0	1	1
STARDUSTER-I	1	41	1	0	2	2
STARDUSTER-II	2	41	1	0	1	1
STARDUSTER-II SA300	2	41	1	0	1	1
STARDUSTER-TOO-300	2	41	1	0	1	1
STARDUSTRER SA-100	1	41	1	0	1	1
STARFLIGHT DBL	2	41	1	0	2	2
STARFLIGHT STILETTO	2	41	1	0	1	1
STARFLIGHT XC2000	2	41	1	0	1	1
STARLET	1	41	1	0	1	1
STARLET SA 500	1	41	1	0	1	1
STARLET SA-500	1	41	1	0	1	1
STARLET SA500	1	41	1	0	3	3
STARLETT CJ-1	1	41	1	0	1	1
STARLETT SA-500	2	41	1	0	1	1
STARLIGHT XC2000	2	41	1	0	1	1
STARLING EZ-1	1	41	1	0	1	1
STARLITE	1	41	1	0	21	21
STARLITE HO9ZZ	1	41	1	0	1	1
STARLITE-JOYNER	1	41	1	0	1	1
STAROS/SPECIAL FX	1	41	1	0	1	1
STARSHIP ALPHA	1	41	1	0	1	1
STAUDACHER S-300	1	41	1	0	1	1
STAUDACHER 300	1	41	1	0	1	1
STD-10	2	41	1	0	1	1
STEEN SKY BOLT	2	41	1	0	1	1
STEEN SKYBOLT	2	41	1	0	116	116
STEEN SKYBOLT #1	2	41	1	0	1	1
STEEN SKYBOLT "B"	2	41	1	0	1	1
STEEN SKYBOLT GT-1	1	41	1	0	1	1
STEEN SKYBOLT GT-2	2	41	1	0	1	1
STEEN SKYBOLT MI-2	2	41	1	0	1	1
STEEN SKYBOLT 10-260	2	41	1	0	1	1
STEEN SKYBOLT-I	2	41	1	0	1	1
STEEN-CLARK SKYBOLT	2	41	1	0	1	1
STEPCHILD 22	2	41	1	0	1	1
STEPHEN AKRO	1	41	1	0	1	1
STEPHENS ACRO	1	41	1	0	1	1
STEPHENS AKRO	1	41	1	0	5	5
STEPHENS AKRO 1	1	41	1	0	1	1
STEPHENS ARKO	1	41	1	0	1	1
STEPHENS SUPER ACRO	1	41	1	0	1	1

U.S. REGISTERED CIVIL AIRCRAFT
BY MANUFACTURER AND MODEL—NUMBER OF SEATS
AMATEUR/EXPERIMENTAL—PISTON
AS OF DECEMBER 31, 1993

Model/Series	Designation			Air Carrier	General Aviation	Total Aircraft
	Seats	Aircraft/ Engine Type	No. Engines			
STEPHENS-AKRO	1	41	1	0	1	1
STEPHENS-EVANS VP2	2	41	1	0	1	1
STEVE BARNES RV-4	2	41	1	0	1	1
STEVENS	1	41	1	0	1	1
STEVENS AKRO	1	41	1	0	1	1
STEVENS S-8	2	41	1	0	1	1
STEVENSACRO LAZER Z	2	41	1	0	1	1
STEWART HEADWIND	1	41	1	0	4	4
STEWART HEADWIND B	1	41	1	0	2	2
STEWART HEADWIND 1	1	41	1	0	1	1
STEWART S-51	2	41	1	0	1	1
STEWART S-51B	2	41	1	0	1	1
STILETO MK II	2	41	1	0	1	1
STILETTO	1	41	1	0	1	1
STINGER	2	41	1	0	1	1
STITS FLUT-R-BUG SA6	2	41	1	0	1	1
STITS FLUTRBUG SA-6B	2	41	1	0	1	1
STITS FLUTTER BUG	2	41	1	0	1	1
STITS PLAYBOY	1	41	1	0	2	2
STITS PLAYBOY SA-11A	2	41	1	0	1	1
STITS PLAYBOY SA-3A	1	41	1	0	2	2
STITS PLAYBOY SA-3B	2	41	1	0	3	3
STITS PLAYBOY SA3A	2	41	1	0	5	5
STITS PLAYBOY S1	1	41	1	0	1	1
STITS PLAYMATE	3	41	1	0	5	5
STITS PLAYMATE SA-11	1	41	1	0	1	1
STITS PLAYMATE SA11A	3	41	1	0	10	10
STITS PLAYMATE 11-A	3	41	1	0	2	2
STITS SA 3A PLAYBOY	1	41	1	0	1	1
STITS SA-11-A	3	41	1	0	1	1
STITS SA-11A	1	41	1	0	1	1
STITS SA-3A	1	41	1	0	2	2
STITS SA-3B	2	41	1	0	1	1
STITS SA-6B	2	41	1	0	1	1
STITS SA11-A	3	41	1	0	1	1
STITS SA3-B	2	41	1	0	1	1
STITS SA3A	1	41	1	0	2	2
STITS SA3B	2	41	1	0	5	5
STITS SA6B	2	41	1	0	5	5
STITS SA7D	2	41	1	0	1	1
STITS SKEETO SA-8	2	41	1	0	1	1
STITS SKYCOUPE SA-7D	1	41	1	0	3	3
STITS SKYCOUPE SA7D	2	41	1	0	1	1
STITS SPECIAL SA3A	1	41	1	0	1	1
STITTS	2	41	1	0	1	1
STITTS PLAYBOY S-607	1	41	1	0	1	1
STITTS PLAYMATE	3	41	1	0	1	1
STITTS PLAYMATE SA11	1	41	1	0	1	1
STITTS SA-11A	3	41	1	0	2	2
STITTS SA6B	2	41	1	0	1	1
STITTS SA7D	2	41	1	0	1	1

U.S. REGISTERED CIVIL AIRCRAFT
BY MANUFACTURER AND MODEL—NUMBER OF SEATS
AMATEUR/EXPERIMENTAL—PISTON
AS OF DECEMBER 31, 1993

Model/Series	Designation			Air Carrier	General Aviation	Total Aircraft
	Seats	Aircraft/ Engine Type	No. Engines			
STITTS S3A	1	41	1	0	1	1
STLP STRDSTRII SA300	2	41	1	0	1	1
STM	2	41	1	0	3	3
STM 4	2	41	1	0	3	3
STOD HAMILTON SH3R	2	41	1	0	1	1
STODDARD GLASAIR	2	41	1	0	1	1
STODDARD HAMILTONSH3	2	41	1	0	1	1
STOL GROVE V-6	4	41	1	0	1	1
STOLLE LANCAIR 320	2	41	1	0	1	1
STOLP ACRODUSTER II	2	41	1	0	1	1
STOLP ACRODUSTER TOO	2	41	1	0	1	1
STOLP SA-300	2	41	1	0	4	4
STOLP SA-700	1	41	1	0	1	1
STOLP SA750	2	41	1	0	1	1
STOLP STARDUSTER	2	41	1	0	4	4
STOLP STARDUSTER II	2	41	1	0	3	3
STOLP STARDUSTER SA-	2	41	1	0	1	1
STOLP STARDUSTER TOO	2	41	1	0	1	1
STOLP STARDUSTER TWO	2	41	1	0	1	1
STOLP STARLET	1	41	1	0	1	1
STOLP STARLET 500	2	41	1	0	1	1
STOLP STRDSTR SA300	2	41	1	0	1	1
STOLP V STAR	1	41	1	0	1	1
STOLP V-STAR	1	41	1	0	2	2
STOLP V-STAR SA900	1	41	1	0	1	1
STOLWING JS2	2	41	1	0	1	1
STORK	2	41	1	0	1	1
STP 1	2	41	1	0	1	1
STRADER SUPER STOL	2	41	1	0	1	1
STRAWS PIETENPOL	2	41	1	0	1	1
STRDSTER TOO SA-300	2	41	1	0	1	1
STREAK SHADOW	2	41	1	0	5	5
STREAKER	1	41	1	0	1	1
STREET SHADOW	2	41	1	0	1	1
STRETCHED SSE-328	3	41	1	0	1	1
STRIPLIN LONE RANGER	2	41	1	0	1	1
STRIPLIN SILVR CLOUD	2	41	1	0	1	1
STRIPLIN SKYRANGER	2	41	1	0	2	2
STROJNIK S-5	1	41	1	0	1	1
STROJNIK S2A	1	41	1	0	2	2
STRONJIK 2A	1	41	1	0	1	1
STUDENT PRINCE	2	41	1	0	2	2
STUR001	2	41	1	0	1	1
ST3KR	2	41	1	0	8	8
SU-26	2	41	1	0	9	9
SU-26M	1	41	1	0	3	3
SU-26MX	1	41	1	0	5	5
SUBER KAY 1	2	41	1	0	1	1
SUGAR BABE	2	41	1	0	1	1
SUITE I	2	41	1	0	1	1
SULLIVAN 503	2	41	1	0	1	1

U.S. REGISTERED CIVIL AIRCRAFT
BY MANUFACTURER AND MODEL—NUMBER OF SEATS
AMATEUR/EXPERIMENTAL—PISTON
AS OF DECEMBER 31, 1993

Model/Series	Designation			Air Carrier	General Aviation	Total Aircraft
	Seats	Aircraft/ Engine Type	No. Engines			
SUMMIT 23	1	41	1	0	1	1
SUN DEVIL	2	41	1	0	1	1
SUN RAY	1	41	1	0	1	1
SUN RAY 100	1	41	1	0	1	1
SUN-BIRD	2	41	1	0	1	1
SUNBURST	1	41	1	0	1	1
SUNDANCE	2	41	1	0	1	1
SUNRISE	1	41	1	0	1	1
SUNRISE SPITFIRE	1	41	1	0	1	1
SUNSHINECLIPPER	1	41	1	0	1	1
SUPER ACRO I	1	41	1	0	1	1
SUPER ACRO SPORT	1	41	1	0	9	9
SUPER ACRO SPORT I	1	41	1	0	2	2
SUPER ACRO ZENITH CH	1	41	1	0	1	1
SUPER AERO 45	4	51	2	0	1	1
SUPER AKRO CUB	2	41	1	0	1	1
SUPER BABY LAKES	1	41	1	0	3	3
SUPER BD-4	4	41	1	0	1	1
SUPER BEAR	4	41	1	0	1	1
SUPER BEAR CSH-1	3	41	1	0	1	1
SUPER BOBCAT	1	41	1	0	1	1
SUPER CAT	1	41	1	0	7	7
SUPER COOT-200	2	41	1	0	1	1
SUPER CUB	2	41	1	0	2	2
SUPER CUB REPLICA	3	41	1	0	1	1
SUPER CUBY	2	41	1	0	8	8
SUPER DIAMANT CP-605	4	41	1	0	1	1
SUPER EMERAUDE	2	41	1	0	2	2
SUPER EMERAUDE CP328	2	41	1	0	1	1
SUPER EZ	2	41	1	0	1	1
SUPER FLY	1	41	1	0	1	1
SUPER GT 400	1	41	1	0	1	1
SUPER GT400	1	41	1	0	1	1
SUPER HAWK	1	41	1	0	1	1
SUPER J	2	41	1	0	1	1
SUPER KITTEN	1	41	1	0	1	1
SUPER KOALA	2	41	1	0	12	12
SUPER LNA-40	1	41	1	0	1	1
SUPER MIDGET	1	41	1	0	1	1
SUPER MIDGET MUSTANG	2	41	1	0	1	1
SUPER NOVA	2	41	1	0	1	1
SUPER NOVA II	2	41	1	0	1	1
SUPER NOVA 2000	2	41	1	0	4	4
SUPER PACER II	4	41	1	0	1	1
SUPER PARASOL	2	41	1	0	2	2
SUPER PHANTOM	1	41	1	0	1	1
SUPER PLUS	1	41	1	0	1	1
SUPER QUICKIE QAC2	1	41	1	0	1	1
SUPER S	4	41	1	0	1	1
SUPER SKYBOLT I	2	41	1	0	1	1
SUPER SOLUTION	1	41	1	0	1	1

U.S. REGISTERED CIVIL AIRCRAFT
BY MANUFACTURER AND MODEL—NUMBER OF SEATS
AMATEUR/EXPERIMENTAL—PISTON
AS OF DECEMBER 31, 1993

Model/Series	Designation			Air Carrier	General Aviation	Total Aircraft
	Seats	Aircraft/ Engine Type	No. Engines			
SUPER SPORT	2	41	1	0	4	4
SUPER SPORT TRAINER	2	41	1	0	1	1
SUPER SPORT 150	2	41	1	0	1	1
SUPER SPORTSMAN	4	41	1	0	1	1
SUPER STARDUSTER	1	41	1	0	1	1
SUPER STINGER	4	41	1	0	1	1
SUPER T40A	2	41	1	0	1	1
SUPER WAG-A-BOND	2	41	1	0	1	1
SUPER X	1	41	1	0	1	1
SUPER 18 CUBY	1	41	1	0	1	1
SUPER 24	1	41	1	0	1	1
SUPER-EZE	2	41	1	0	1	1
SUPERCAT	1	41	1	0	8	8
SUPERCAT II	1	41	1	0	1	1
SUPERCAT X-1	1	41	1	0	2	2
SUPERCUBY	2	41	1	0	1	1
SV-4B	2	41	1	0	1	1
SV-4C	2	41	1	0	5	5
SV4A	2	41	1	0	1	1
SWACO STAGGERWING	2	41	1	0	1	1
SWACO-STAGGERWING	2	41	1	0	1	1
SWALLOW	3	41	1	0	3	3
SWALLOW B	1	41	1	0	7	7
SWALLOW MODEL B	1	41	1	0	2	2
SWALLOW MODEL 2	1	41	1	0	1	1
SWALLOW 2	1	41	1	0	1	1
SWEARINGEN SX 300	2	41	1	0	1	1
SWEARINGEN SX-300	2	41	1	0	5	5
SWEARINGEN SX300	2	41	1	0	10	10
SWENSON	2	41	1	0	1	1
SWICK BC 12-D	2	41	1	0	1	1
SWICK-T	2	41	1	0	2	2
SWISH II	1	41	1	0	1	1
SX 300	2	41	1	0	6	6
SX-1	2	41	1	0	1	1
SX-300	2	41	1	0	1	1
SX-300 SWEARINGEN	2	41	1	0	1	1
SX300	2	41	1	0	1	1
SX300 SWEARINGEN	2	41	1	0	1	1
SYLKIE 1	2	41	1	0	1	1
S1	1	41	1	0	1	1
S1 PITTS	1	41	1	0	1	1
S1-C	1	41	1	0	1	1
S1-S	1	41	1	0	1	1
S1C	1	41	1	0	9	9
S1C JM	1	41	1	0	1	1
S1L	1	41	1	0	1	1
S1S	1	41	1	0	5	5
S1SM	1	41	1	0	1	1
S2	2	41	1	0	2	2
S2-E	2	41	1	0	1	1

U.S. REGISTERED CIVIL AIRCRAFT
BY MANUFACTURER AND MODEL—NUMBER OF SEATS
AMATEUR/EXPERIMENTAL—PISTON
AS OF DECEMBER 31, 1993

Model/Series	Designation			Air Carrier	General Aviation	Total Aircraft
	Seats	Aircraft/ Engine Type	No. Engines			
S2-MK.3	2	41	1	0	1	1
S2A	1	41	1	0	5	5
S2F-1	4	51	2	0	3	3
S2F-3	2	51	2	0	1	1
S2R	1	41	1	0	3	3
S2R-G5	1	41	1	0	1	1
S2R-R1820	1	41	1	0	1	1
S2R-R3S	1	41	1	0	1	1
S2R-600	1	41	1	0	1	1
S2S PITTS	1	41	1	0	1	1
S307	39	51	4	0	1	1
S35	6	41	1	0	4	4
S4	4	41	1	0	2	2
S4B	1	41	1	0	1	1
S4C	1	41	1	0	1	1
S6ES	2	41	1	0	2	2
S6ES COYOTE II	2	41	1	0	1	1
S9	1	41	1	0	1	1
T BIRD II	2	41	1	0	2	2
T BIRD 11	2	41	1	0	1	1
T CRAFT SPECIAL	2	41	1	0	1	1
T E A M HI MAX	1	41	1	0	1	1
T 18	2	41	1	0	1	1
T 211	2	41	1	0	1	1
T 3B-1	2	41	1	0	1	1
T 5 M	1	41	1	0	1	1
T 6D	2	41	1	0	1	1
T- BIRD II	2	41	1	0	1	1
T-AEROW	2	41	1	0	1	1
T-BIRD	2	41	1	0	1	1
T-BIRD (TIERRA 2)	2	41	1	0	1	1
T-II	2	41	1	0	1	1
T-MINUS II	1	41	1	0	1	1
T-SPECIAL	2	41	1	0	1	1
T-1	6	41	1	0	1	1
T-10-S	3	41	1	0	1	1
T-18	2	41	1	0	65	65
T-18 MODIFIED	2	41	1	0	2	2
T-18 TIGER	2	41	1	0	2	2
T-18-A	2	41	1	0	1	1
T-18-2	2	41	1	0	1	1
T-19 SPEEDSTER	1	41	1	0	1	1
T-2	1	41	1	0	2	2
T-21	2	41	1	0	1	1
T-211	2	41	1	0	3	3
T-28A	2	41	1	0	35	35
T-28B	2	41	1	0	66	66
T-28C	2	41	1	0	50	50
T-28D	2	41	1	0	6	6
T-29D	8	51	2	0	1	1
T-34A	2	41	1	0	2	2

U.S. REGISTERED CIVIL AIRCRAFT
BY MANUFACTURER AND MODEL—NUMBER OF SEATS
AMATEUR/EXPERIMENTAL—PISTON
AS OF DECEMBER 31, 1993

Model/Series	Designation			Air Carrier	General Aviation	Total Aircraft
	Seats	Aircraft/ Engine Type	No. Engines			
T-35	2	41	1	0	2	2
T-40	2	41	1	0	4	4
T-40A	2	41	1	0	3	3
T-6D	2	41	1	0	1	1
T-6G	2	41	1	0	5	5
TA 3	2	41	1	0	1	1
TA-16	4	41	1	0	1	1
TA-3	2	41	1	0	1	1
TAILWIND	2	41	1	0	7	7
TAILWIND A-1	2	41	1	0	1	1
TAILWIND MOD.	2	41	1	0	1	1
TAILWIND W-10	2	41	1	0	2	2
TAILWIND W-8	2	41	1	0	18	18
TAILWIND WO	2	41	1	0	1	1
TAILWIND W8	2	41	1	0	2	2
TAILWIND W8-L	1	41	1	0	1	1
TAILWIND W8-10	2	41	1	0	1	1
TALON SP	1	41	1	0	1	1
TAMPICO TB 9C	4	41	1	0	10	10
TANDEM-AIR COMMAND	2	41	1	0	1	1
TAPERWING TA1	2	41	1	0	1	1
TASK VANTAGE	2	41	1	0	1	1
TATERBUG SB-1	2	41	1	0	1	1
TAWLOR MONOPLANE	1	41	1	0	1	1
TAYLOR "COOT"	2	41	1	0	1	1
TAYLOR BIRD	2	41	1	0	1	1
TAYLOR COOT-A	2	41	1	0	2	2
TAYLOR FLYBABY 1	1	41	1	0	1	1
TAYLOR MINI-IMP	1	41	1	0	1	1
TAYLOR MIRCO-IMP	1	41	1	0	1	1
TAYLOR MONOPLANE	1	41	1	0	14	14
TAYLOR MONOPLANE JT-	1	41	1	0	1	1
TAYLOR MONOPLANE JT1	1	41	1	0	1	1
TAYLOR MONOPLNE GB85	1	41	1	0	1	1
TAYLOR TITCH	1	41	1	0	2	2
TAYLOR TITCH MK-II	1	41	1	0	1	1
TAYLOR TITCH MK-1	2	41	1	0	1	1
TAYLOR-MONOPLANE	1	41	1	0	1	1
TAYLORCRAFT	1	41	1	0	2	2
TAYLORCRAFT F19P	1	41	1	0	1	1
TAYLORCRAFT GJ	2	41	1	0	1	1
TA4J	2	41	1	0	1	1
TB 10	5	41	1	0	1	1
TB-20 TRINIDAD	4	41	1	0	2	2
TB-25N	6	51	2	0	2	2
TB#1	2	41	1	0	1	1
TBM-3E	2	41	1	0	3	3
TBM-3U	2	41	1	0	1	1
TBT06	2	41	1	0	1	1
TB21	4	41	1	0	8	8
TC-2	2	41	1	0	2	2

U.S. REGISTERED CIVIL AIRCRAFT
BY MANUFACTURER AND MODEL—NUMBER OF SEATS
AMATEUR/EXPERIMENTAL—PISTON
AS OF DECEMBER 31, 1993

Model/Series	Designation			Air Carrier	General Aviation	Total Aircraft
	Seats	Aircraft/ Engine Type	No. Engines			
TCLIPS	2	41	1	0	1	1
TD-9	1	41	1	0	1	1
TDH-1-TD	1	41	1	0	1	1
TE-1	2	41	1	0	1	1
TEAL	2	41	1	0	1	1
TEAM ACFT Z-MAX	1	41	1	0	1	1
TEAM HI-MAX	1	41	1	0	2	2
TEAM INC MINI MAX	1	41	1	0	1	1
TEAM MID/WING	1	41	1	0	1	1
TEAM MINI MAX	2	41	1	0	1	1
TEAM MINI MAX 1600R	2	41	1	0	1	1
TEAM MINIMAX	1	41	1	0	1	1
TEAM Z MAX	1	41	1	0	2	2
TEAM 1400Z	1	41	1	0	1	1
TECUMSEH SPECIAL	4	41	1	0	1	1
TEDDY BEAR	2	41	1	0	1	1
TEDFORD VARIEZE	2	41	1	0	1	1
TEEMIE TWO	1	41	1	0	1	1
TEENE 2	1	41	1	0	1	1
TEENI TWO	1	41	1	0	1	1
TEENIE	1	41	1	0	2	2
TEENIE II	1	41	1	0	9	9
TEENIE R G	1	41	1	0	1	1
TEENIE SPECIAL	1	41	1	0	1	1
TEENIE T-1	1	41	1	0	1	1
TEENIE TOO	1	41	1	0	1	1
TEENIE TW	1	41	1	0	1	1
TEENIE TWO	1	41	1	0	68	68
TEENIE TWO DD1	1	41	1	0	1	1
TEENIE TWO MODEL 2	1	41	1	0	1	1
TEENIE TWO SPECIAL	1	41	1	0	1	1
TEENIE TWO T-2	1	41	1	0	1	1
TEENIE VEE	1	41	1	0	1	1
TEENIE 2	1	41	1	0	3	3
TEENIE-TWO	1	41	1	0	3	3
TEENIE-2	1	41	1	0	1	1
TEENIN TWO	1	41	1	0	1	1
TEENY TWO	1	41	1	0	1	1
TEMAN MONO-FLY	1	41	1	0	2	2
TEMAN MONOFLY	2	41	1	0	2	2
TEMPEST V	1	41	1	0	1	1
TEMPLE SPORTSMAN	2	41	1	0	1	1
TENNIE TWO	1	41	1	0	3	3
TENNIS TWO	1	41	1	0	1	1
TENNY II	1	41	1	0	1	1
TERA II	2	41	1	0	1	1
TERATON TIERRA II	2	41	1	0	1	1
TERATORN TA	1	41	1	0	1	1
TERATORN TIERRA	1	41	1	0	9	9
TERATORN TIERRA I	1	41	1	0	3	3
TERATORN TIERRA II	2	41	1	0	43	43

U.S. REGISTERED CIVIL AIRCRAFT
BY MANUFACTURER AND MODEL—NUMBER OF SEATS
AMATEUR/EXPERIMENTAL—PISTON
AS OF DECEMBER 31, 1993

Model/Series	Designation			Air Carrier	General Aviation	Total Aircraft
	Seats	Aircraft/ Engine Type	No. Engines			
TERATORN-TIERRA	1	41	1	0	1	1
TERATRON ULTRA	2	41	1	0	1	1
TERMITE	1	41	1	0	3	3
TERMITE-1	1	41	1	0	1	1
TERRATORN TIERRA II	2	41	1	0	1	1
TERRIA II	2	41	1	0	1	1
TEXAN PARASOL	1	41	1	0	1	1
TEXAS HURRICANE	1	41	1	0	1	1
TEXAS REBEL-A	1	41	1	0	1	1
TG-BLU-1	2	41	1	0	1	1
THE BLUE MAX	2	41	1	0	1	1
THESIS	1	41	1	0	1	1
THOMAS MORSE S4C	1	41	1	0	1	1
THOMAS PULSAR	2	41	1	0	1	1
THOMPSON EAA BIPLANE	1	41	1	0	1	1
THOMPSON MUSTANG II	2	41	1	0	1	1
THORP J1-RD	2	41	1	0	1	1
THORP S-18	2	41	1	0	1	1
THORP T 18	2	41	1	0	4	4
THORP T 18C W	2	41	1	0	1	1
THORP T-18	2	41	1	0	202	202
THORP T-18 MODEL 171	2	41	1	0	1	1
THORP T-18B	2	41	1	0	1	1
THORP T-18C	2	41	1	0	8	8
THORP T-18CW	2	41	1	0	3	3
THORP T18	2	41	1	0	4	4
THORP T18 CW	2	41	1	0	1	1
THORP T18C	2	41	1	0	1	1
THORP T18CWS	2	41	1	0	1	1
THORP 1-18	2	41	1	0	1	1
THORP 211	2	41	1	0	1	1
THORP-T18	2	41	1	0	1	1
THORPE	2	41	1	0	1	1
THORPE T 18 WC	2	41	1	0	1	1
THORPE T-18	2	41	1	0	3	3
THORPT-18-179	2	41	1	0	1	1
THROP T-18	2	41	1	0	3	3
THUNDER GULL	2	41	1	0	1	1
THUNDER HAWK I	1	41	1	0	1	1
THUNDER P40C	1	41	1	0	1	1
THUNDERBOLT-CONV	2	41	1	0	1	1
THUNDERBUG	1	41	1	0	2	2
THUNDERGULL JT2	2	41	1	0	1	1
THURSTON TA-16H	4	41	1	0	1	1
TIERA II	2	41	1	0	1	1
TIERRA	1	41	1	0	8	8
TIERRA AG II	2	41	1	0	1	1
TIERRA I	1	41	1	0	2	2
TIERRA II	2	41	1	0	100	100
TIERRA II T BIRD II	2	41	1	0	1	1
TIERRA II 1983	2	41	1	0	1	1

U.S. REGISTERED CIVIL AIRCRAFT
BY MANUFACTURER AND MODEL—NUMBER OF SEATS
AMATEUR/EXPERIMENTAL—PISTON
AS OF DECEMBER 31, 1993

Model/Series	Designation			Air Carrier	General Aviation	Total Aircraft
	Seats	Aircraft/ Engine Type	No. Engines			
TIERRA II 84	2	41	1	0	1	1
TIERRA T-BIRD	2	41	1	0	1	1
TIERRA T-BIRD II	2	41	1	0	1	1
TIERRA TWO	2	41	1	0	1	1
TIERRA 2	2	41	1	0	1	1
TIGER BIRD F-1	2	41	1	0	1	1
TIGER CUB	1	41	1	0	1	1
TIGER CUB 400	1	41	1	0	1	1
TIGER MOTH DH 82A	2	41	1	0	27	27
TIGER MOTH DH-82C	2	41	1	0	6	6
TIN TERMITE	1	41	1	0	1	1
TINKERTOT	1	41	1	0	1	1
TINNIE TWO HUMMEL	1	41	1	0	1	1
TINNIE-TWO	2	41	1	0	1	1
TINTO SKYBOLT	2	41	1	0	1	1
TINY ACE SPECIAL	2	41	1	0	1	1
TINY TWO	1	41	1	0	1	1
TIPSY NIPPER T-66	1	41	1	0	2	2
TITAN TORNADO	1	41	1	0	6	6
TITAN 1	1	41	1	0	1	1
TITAN-TORNADO	2	41	1	0	1	1
TJ-2	4	41	1	0	1	1
TL-1	1	41	1	0	1	1
TLAR-1	2	41	1	0	1	1
TM SPECIAL	3	41	1	0	1	1
TM-5	2	41	1	0	1	1
TOADY T-4	1	41	1	0	1	1
TOM COX TC7	2	41	1	0	1	1
TOM LANDHAM	1	41	1	0	1	1
TOMMYS TOY	2	41	1	0	1	1
TOOT	1	41	1	0	1	1
TOP CUB	3	41	1	0	1	1
TOPCAT	2	41	1	0	1	1
TOPPER	2	41	1	0	1	1
TORNADO	2	41	1	0	1	1
TORNADO KIT	2	41	1	0	1	1
TORNADO-SPORT	2	41	1	0	1	1
TORO 77-1	2	41	1	0	2	2
TOWNSEND RV-4	2	41	1	0	1	1
TR MIDGET	1	41	1	0	1	1
TR 10	2	41	1	0	1	1
TRAIL AIR	2	41	1	0	1	1
TRAIL-AIR	1	41	1	0	1	1
TRAVEAIR 4000	2	41	1	0	1	1
TRAVEL AIR B-4000	3	41	1	0	1	1
TRAVEL AIR E-4000	3	41	1	0	1	1
TRAVEL AIR 12-Q	2	41	1	0	1	1
TRAVEL AIR 4000	3	41	1	0	1	1
TRC-100	1	41	1	0	1	1
TREASURE HAWK	2	41	1	0	1	1
TREASURE HAWK SP.1	1	41	1	0	1	1

U.S. REGISTERED CIVIL AIRCRAFT
BY MANUFACTURER AND MODEL—NUMBER OF SEATS
AMATEUR/EXPERIMENTAL—PISTON
AS OF DECEMBER 31, 1993

Model/Series	Designation			Air Carrier	General Aviation	Total Aircraft
	Seats	Aircraft/ Engine Type	No. Engines			
TREFGER RV-4	2	41	1	0	2	2
TRI Q CANARDLY	2	41	1	0	1	1
TRI Q-200	2	41	1	0	3	3
TRI QUICKIE 200	2	41	1	0	1	1
TRI Q2	2	41	1	0	1	1
TRI Q200	2	41	1	0	2	2
TRI SPIRIT	2	41	1	0	1	1
TRI-Q 200	2	41	1	0	1	1
TRI-Q-100	2	41	1	0	1	1
TRI-Q200	2	41	1	0	1	1
TRI-RT 1	2	41	1	0	1	1
TRIDENT T-1	1	41	1	0	1	1
TRIDLES N-3 PUP	1	41	1	0	1	1
TRIO	2	41	1	0	1	1
TRIPPER	4	41	1	0	1	1
TROJAN TA-16	4	41	1	0	1	1
TROJAN-CASSUTT SPORT	1	41	1	0	1	1
TROPPER-RV-4	2	41	1	0	1	1
TRU-FLITE TF-1	2	41	1	0	1	1
TRUHILL	1	41	1	0	1	1
TRY FLY	1	41	1	0	1	1
TR182	4	41	1	0	3	3
TS-1	1	41	1	0	1	1
TS-2A	2	51	2	0	1	1
TSUNAMI	1	41	1	0	1	1
TT18	2	41	1	0	2	2
TU-HOLER	2	41	1	0	2	2
TUBRO GREAT LAKES	2	41	1	0	1	1
TUHOLER	2	41	1	0	1	1
TUNDRA	2	41	1	0	1	1
TUNDRAIR KING	4	41	1	0	1	1
TURBO KR2	2	41	1	0	1	1
TURBULENT	1	41	1	0	2	2
TURBULENT D-31	1	41	1	0	1	1
TURKEY RED	2	41	1	0	1	1
TURKEY TWO	2	41	1	0	1	1
TURN TURBO MOD. H	1	41	1	0	1	1
TURNER SUPER T-40A	2	41	1	0	1	1
TURNER T 40A	2	41	1	0	1	1
TURNER T-40	1	41	1	0	1	1
TURNER T-40A	2	41	1	0	5	5
TURNER T-77	2	41	1	0	1	1
TURNER T40-A	1	41	1	0	3	3
TURNER T40A	2	41	1	0	4	4
TURNERCRAFT BI-PLANE	1	41	1	0	1	1
TUTTLE-GLASAIR	2	41	1	0	1	1
TU206F	6	41	1	0	1	1
TU206G	6	41	1	0	7	7
TW 200	2	41	1	0	1	1
TWB	1	41	1	0	1	1
TWIN SOLO	2	51	2	0	1	1

U.S. REGISTERED CIVIL AIRCRAFT
BY MANUFACTURER AND MODEL—NUMBER OF SEATS
AMATEUR/EXPERIMENTAL—PISTON
AS OF DECEMBER 31, 1993

Model/Series	Designation			Air Carrier	General Aviation	Total Aircraft
	Seats	Aircraft/ Engine Type	No. Engines			
TWIN STAR	2	41	1	0	3	3
TWIN STAR MARK II	2	41	1	0	1	1
TWIN STAR MK 2	2	41	1	0	1	1
TWIN STAR MSK-1	2	41	1	0	1	1
TWINSTAR	2	41	1	0	8	8
TWINSTAR MARK II	2	41	1	0	6	6
TWINSTAR MK II	2	41	1	0	8	8
TWINSTAR MK III	2	41	1	0	1	1
TWINSTAR MK 2	2	41	1	0	1	1
TWINSTAR MK 3	2	41	1	0	1	1
TWINSTAR MKIII	2	41	1	0	1	1
TWINSTAR MSK-2	2	41	1	0	1	1
TWINSTAR TA-2	2	41	1	0	1	1
TWO	2	41	1	0	1	1
TWO EASY	4	41	1	0	1	1
TWO KITFOX	2	41	1	0	1	1
TX-1000	1	41	1	0	1	1
TXF-1 THUNDERHAWK	2	41	1	0	1	1
TYPE 522	2	41	1	0	4	4
TYPE 9	2	41	1	0	1	1
T1	2	41	1	0	3	3
T10	2	41	1	0	1	1
T18C	2	41	1	0	1	1
T18J	2	41	1	0	1	1
T182	4	41	1	0	1	1
T188C	1	41	1	0	2	2
T2S532	1	41	1	0	1	1
T207	6	41	1	0	1	1
T210H	4	41	1	0	2	2
T210J	4	41	1	0	1	1
T210L	6	41	1	0	7	7
T210M	6	41	1	0	1	1
T210N	6	41	1	0	3	3
T210R	6	41	1	0	1	1
T2582	2	41	1	0	1	1
T28D	2	41	1	0	2	2
T303	4	51	2	0	2	2
T310Q	6	51	2	0	1	1
T337G	6	51	2	0	3	3
T6-G	2	41	1	0	1	1
U.F.O. 1	1	41	1	0	1	1
U.S.F.S. 1	2	41	1	0	1	1
U-14	4	41	1	0	1	1
U-2	1	41	1	0	2	2
U-8D	6	51	2	0	1	1
UAC-200	1	41	1	0	1	1
UBF-ZR	3	41	1	0	1	1
UC-45J	10	51	2	0	2	2
UC-64A	9	41	1	0	1	1
UFO-9	2	41	1	0	1	1
ULA1-M	1	41	1	0	1	1

U.S. REGISTERED CIVIL AIRCRAFT
BY MANUFACTURER AND MODEL—NUMBER OF SEATS
AMATEUR/EXPERIMENTAL—PISTON
AS OF DECEMBER 31, 1993

Model/Series	Designation			Air Carrier	General Aviation	Total Aircraft
	Seats	Aircraft/ Engine Type	No. Engines			
ULB-1	1	41	1	0	1	1
ULS-2	2	41	1	0	1	1
ULTIMATE WINGS PITTS	1	41	1	0	1	1
ULTIMATE 10-180	1	41	1	0	1	1
ULTIMATE 10-200	1	41	1	0	2	2
ULTIMATE 10-300S	1	41	1	0	1	1
ULTRA I	1	41	1	0	1	1
ULTRA-LIGHT	1	41	1	0	1	1
ULTRA-PUP	2	41	1	0	3	3
ULTRABAT	1	41	1	0	2	2
ULTRALIGHT	1	41	1	0	2	2
ULTRALIGHT 100	1	41	1	0	1	1
ULTRALITE WIZARD-J3	1	41	1	0	1	1
ULTRAPUP	2	41	1	0	1	1
ULTRASTAR	1	41	1	0	1	1
UNIQUE ERY 1	2	41	1	0	1	1
UPF-7	2	41	1	0	5	5
USA	1	41	1	0	1	1
USHER WAGOBOND CLSIC	2	41	1	0	1	1
U2	4	51	2	0	1	1
U206C	6	41	1	0	1	1
U206E	6	41	1	0	2	2
U206F	6	41	1	0	5	5
U206G	6	41	1	0	5	5
V	2	41	1	0	1	1
V & R BABY ACE	1	41	1	0	1	1
V C A	1	41	1	0	1	1
V J SPECIAL	2	41	1	0	1	1
V P SPECIAL	1	41	1	0	1	1
V 1	4	41	1	0	1	1
V-J-22	2	41	1	0	1	1
V-STAR	1	41	1	0	3	3
V-STAR SA-900	1	41	1	0	2	2
V-STAR SA900	1	41	1	0	2	2
V-WITT W2	1	41	1	0	1	1
V-1	2	41	1	0	1	1
V-100	2	41	1	0	1	1
V-20	2	41	1	0	1	1
V-6	4	41	1	0	1	1
V-6 STOL	4	41	1	0	1	1
V-6 STOL-S	4	41	1	0	1	1
V-6STOL MONARCH	4	41	1	0	1	1
VAN GRUNSVEN	2	41	1	0	1	1
VAN RV-6	2	41	1	0	3	3
VAN WINSON S-1C	1	41	1	0	1	1
VAN'S ACFT RV-6	2	41	1	0	1	1
VAN'S AIRCRAFT RV-6A	2	41	1	0	1	1
VAN'S CARL E	2	41	1	0	1	1
VAN'S RV-3	1	41	1	0	7	7
VAN'S RV-3A	1	41	1	0	1	1
VAN'S RV-4	2	41	1	0	5	5

U.S. REGISTERED CIVIL AIRCRAFT
BY MANUFACTURER AND MODEL—NUMBER OF SEATS
AMATEUR/EXPERIMENTAL—PISTON
AS OF DECEMBER 31, 1993

Model/Series	Designation			Air Carrier	General Aviation	Total Aircraft
	Seats	Aircraft/ Engine Type	No. Engines			
VAN'S RV-6A	2	41	1	0	2	2
VAN'S RV6-A	2	41	1	0	1	1
VANGRUNSVEN RV-3	1	41	1	0	1	1
VANS TOLLE RV-6A	2	41	1	0	1	1
VANS ACFT INC	2	41	1	0	1	1
VANS ACFT RV-4	2	41	1	0	4	4
VANS ACFT RV-6	2	41	1	0	4	4
VANS ACFT RV-6A	2	41	1	0	2	2
VANS ACFT RV6	2	41	1	0	1	1
VANS ACFT RV6A	2	41	1	0	1	1
VANS AIRCFT RV-6	2	41	1	0	1	1
VANS AIRCRAFT RV-4	2	41	1	0	1	1
VANS AIRCRAFT RV-6	2	41	1	0	2	2
VANS KIDD RV-4	2	41	1	0	1	1
VANS RV 3	1	41	1	0	1	1
VANS RV 4	2	41	1	0	10	10
VANS RV 6	2	41	1	0	2	2
VANS RV 6A	2	41	1	0	1	1
VANS RV-3	1	41	1	0	9	9
VANS RV-3A	1	41	1	0	3	3
VANS RV-3B	1	41	1	0	1	1
VANS RV-4	2	41	1	0	49	49
VANS RV-6	2	41	1	0	13	13
VANS RV-6A	2	41	1	0	10	10
VANS RV4	2	41	1	0	3	3
VANS RV6	2	41	1	0	1	1
VANS TOLLE RV3R	1	41	1	0	1	1
VANS-BROWN RV-3	1	41	1	0	1	1
VARI E Z	2	41	1	0	1	1
VARI EZ	2	41	1	0	2	2
VARI EZE	2	41	1	0	31	31
VARI VIGGEN	2	41	1	0	3	3
VARI-EZ	2	41	1	0	1	1
VARI-EZE	2	41	1	0	111	111
VARI=EZE	2	41	1	0	1	1
VARIANT	2	41	1	0	1	1
VARIEZ	1	41	1	0	1	1
VARIEZ 0-235	2	41	1	0	1	1
VARIEZE	2	41	1	0	336	336
VARIEZE RAF	2	41	1	0	1	1
VARIVIGGEN	2	41	1	0	12	12
VARIVIGGEN JM-1	2	41	1	0	1	1
VARIVIGGEN RL-1A	1	41	1	0	1	1
VARIVIGGEN RUTAN	2	41	1	0	1	1
VARIVIGGEN 50-160	2	41	1	0	2	2
VARIVIGGEN-L	2	41	1	0	1	1
VASAK-BT	2	41	1	0	1	1
VB-4	2	41	1	0	1	1
VCA	1	41	1	0	1	1
VCA-3	1	41	1	0	1	1
VELIE BIPLANE	2	41	1	0	1	1

U.S. REGISTERED CIVIL AIRCRAFT
BY MANUFACTURER AND MODEL—NUMBER OF SEATS
AMATEUR/EXPERIMENTAL—PISTON
AS OF DECEMBER 31, 1993

Model/Series	Designation			Air Carrier	General Aviation	Total Aircraft
	Seats	Aircraft/ Engine Type	No. Engines			
VELOCITY	4	41	1	0	40	40
VELOCITY (RG)	1	41	1	0	1	1
VELOCITY FIXED GEAR	4	41	1	0	1	1
VELOCITY R/G	2	41	1	0	1	1
VELOCITY RG	4	41	1	0	12	12
VELOCITY 1	4	41	1	0	1	1
VELOCITY 173	4	41	1	0	1	1
VENTURE	2	41	1	0	4	4
VENTURE M20 FAST-PRO	2	41	1	0	1	1
VENTURE 20	2	41	1	0	1	1
VERI EZE	2	41	1	0	2	2
VERI LONG EZE	2	41	1	0	1	1
VERI-EZE	2	41	1	0	2	2
VERI-EZY	2	41	1	0	1	1
VERIEZE	2	41	1	0	7	7
VERIVIGGEN	2	41	1	0	1	1
VERY EZY	2	41	1	0	1	1
VEVA	1	41	1	0	1	1
VICTOR	2	41	1	0	1	1
VIGGENITE	2	41	1	0	1	1
VII	2	41	1	0	2	2
VIKING	4	41	1	0	1	1
VIKING DRAGONFLY	2	41	1	0	2	2
VIKING SV-1	1	41	1	0	1	1
VINCENT CHALLENGER 2	2	41	1	0	1	1
VIPER	1	41	1	0	1	1
VIPER E	1	41	1	0	1	1
VJ-22	2	41	1	0	6	6
VJ-22 AMPHIBIAN	2	41	1	0	2	2
VJ-22 SPORTSMAN	2	41	1	0	6	6
VJ-22B	2	41	1	0	1	1
VJ-24	1	41	1	0	1	1
VJ21	2	41	1	0	1	1
VJ22	2	41	1	0	11	11
VJ22 AMPHIBIAN	2	41	1	0	2	2
VJ22 SPORTSMAN	2	41	1	0	1	1
VJ22-CL	2	41	1	0	1	1
VK 100TP	6	41	1	0	1	1
VK 30	4	41	1	0	1	1
VKS-7F	5	41	1	0	1	1
VK30	4	41	1	0	1	1
VM-1	2	41	1	0	1	1
VMK-1	2	41	1	0	1	1
VODA KR-2	2	41	1	0	1	1
VOISIN	1	41	1	0	1	1
VOL SPORTSMAN VJ-22	2	41	1	0	1	1
VOLANTE	2	41	1	0	1	1
VOLKSPLANE	2	41	1	0	12	12
VOLKSPLANE DC-1	1	41	1	0	1	1
VOLKSPLANE DP-VP-1	1	41	1	0	1	1
VOLKSPLANE I	1	41	1	0	4	4

U.S. REGISTERED CIVIL AIRCRAFT
BY MANUFACTURER AND MODEL—NUMBER OF SEATS
AMATEUR/EXPERIMENTAL—PISTON
AS OF DECEMBER 31, 1993

Model/Series	Designation			Air Carrier	General Aviation	Total Aircraft
	Seats	Aircraft/ Engine Type	No. Engines			
VOLKSPLANE II	2	41	1	0	2	2
VOLKSPLANE MOD 1	1	41	1	0	1	1
VOLKSPLANE SF-1	1	41	1	0	1	1
VOLKSPLANE V.P-1	1	41	1	0	1	1
VOLKSPLANE VE-1	1	41	1	0	1	1
VOLKSPLANE VP-II	2	41	1	0	4	4
VOLKSPLANE VP-1	1	41	1	0	45	45
VOLKSPLANE VP-2	2	41	1	0	11	11
VOLKSPLANE VW	1	41	1	0	1	1
VOLKSPLANE WE-1	1	41	1	0	4	4
VOLKSPLANE 1	1	41	1	0	2	2
VOLKSPLANE 2	2	41	1	0	2	2
VOLKSPLANE-I	1	41	1	0	2	2
VOLKSPLANE-II	2	41	1	0	1	1
VOLKSPLANE-1	1	41	1	0	2	2
VOLKSPLANE-2	2	41	1	0	2	2
VOLKSWAGEN	1	41	1	0	1	1
VOLKSWUNDER	1	41	1	0	1	1
VOLMER	2	41	1	0	1	1
VOLMER AMPHIBIAN	2	41	1	0	3	3
VOLMER AMPHIBIAN "B"	2	41	1	0	1	1
VOLMER B1	2	41	1	0	1	1
VOLMER JENSEN VJ-24	1	41	1	0	1	1
VOLMER SPORTSMAN	2	41	1	0	8	8
VOLMER SPORTSMAN 22	2	41	1	0	1	1
VOLMER SPR SPORTSMAN	2	41	1	0	1	1
VOLMER VJ 22	2	41	1	0	1	1
VOLMER VJ-22	2	41	1	0	6	6
VOLMER VJ22	2	41	1	0	4	4
VORTA I	1	41	1	0	1	1
VORTEX	1	41	1	0	1	1
VOSS SKYBOLT-1	2	41	1	0	1	1
VOYLES MUSTANG II	2	41	1	0	1	1
VP 1	1	41	1	0	1	1
VP 2	1	41	1	0	2	2
VP-II	2	41	1	0	4	4
VP-1	1	41	1	0	23	23
VP-1 MODEL WE-1	1	41	1	0	1	1
VP-1 OWL	1	41	1	0	1	1
VP-1 VOLKSPLANE	1	41	1	0	2	2
VP-1-WE-1	1	41	1	0	1	1
VP-1A	1	41	1	0	1	1
VP-2	2	41	1	0	20	20
VPA	1	41	1	0	1	1
VPI	1	41	1	0	1	1
VPS	2	41	1	0	1	1
VROMAN CACTUS V	1	41	1	0	1	1
VS-1	2	41	1	0	1	1
VSNS ACFT RV-4	2	41	1	0	1	1
VULTURE	2	41	1	0	1	1
VX	2	41	1	0	1	1

U.S. REGISTERED CIVIL AIRCRAFT
BY MANUFACTURER AND MODEL—NUMBER OF SEATS
AMATEUR/EXPERIMENTAL—PISTON
AS OF DECEMBER 31, 1993

Model/Series	Designation			Air Carrier	General Aviation	Total Aircraft
	Seats	Aircraft/ Engine Type	No. Engines			
V200RG	4	41	1	0	1	1
V35A	6	41	1	0	1	1
V35B	6	41	1	0	4	4
V6 STOL	4	41	1	0	3	3
W	1	41	1	0	2	2
W - 1	2	41	1	0	1	1
W A R A6M5 ZERO	1	41	1	0	1	1
W A R CORSAIR F4U	1	41	1	0	1	1
W A S 2	2	41	1	0	1	1
W 8 TAILWIND	2	41	1	0	1	1
W.A.R. FW 190	1	41	1	0	1	1
W.A.R. P-47	1	41	1	0	2	2
W.A.R. REPLICA P-47	1	41	1	0	1	1
W-H BABY ACE D	1	41	1	0	1	1
W-1	2	41	1	0	1	1
W-10	2	41	1	0	2	2
W-10 TAILWIND	2	41	1	0	1	1
W-11 BOREDOM FIGHTER	1	41	1	0	1	1
W-2	1	41	1	0	2	2
W-3	2	41	1	0	1	1
W-4	1	41	1	0	1	1
W-6	2	41	1	0	1	1
W-7	2	41	1	0	1	1
W-7 DIPPER	2	41	1	0	1	1
W-8	1	41	1	0	34	34
W-8 TAILWIND	2	41	1	0	3	3
W-8 WITTMAN TAILWIND	2	41	1	0	1	1
W-8-E	1	41	1	0	1	1
WACO II	1	41	1	0	1	1
WACO JR	2	41	1	0	1	1
WACO YMF	2	41	1	0	6	6
WACO 4	4	41	1	0	1	1
WAG A BON TRAVELER	2	41	1	0	1	1
WAG A BOND	2	41	1	0	2	2
WAG A BOND TRAVELER	2	41	1	0	1	1
WAG AERO	2	41	1	0	2	2
WAG AERO ACRO II	2	41	1	0	1	1
WAG AERO CUBY	2	41	1	0	6	6
WAG AERO J3	2	41	1	0	1	1
WAG AERO SPORT TR	2	41	1	0	1	1
WAG AERO SPORT TRAIN	2	41	1	0	1	1
WAG AERO SPORT TRNR	2	41	1	0	2	2
WAG AERO SPORTSMAN	4	41	1	0	2	2
WAG AERO SPT TRAINER	2	41	1	0	2	2
WAG AERO SUPER CUBY	2	41	1	0	1	1
WAG AERO SUPER SPORT	2	41	1	0	1	1
WAG AERO TRAINER	2	41	1	0	1	1
WAG AERO WAG-A-BOND	2	41	1	0	1	1
WAG AERO 2+2	4	41	1	0	3	3
WAG AERO 2+2M	4	41	1	0	1	1
WAG CHUBBY CUBY	2	41	1	0	1	1

U.S. REGISTERED CIVIL AIRCRAFT
BY MANUFACTURER AND MODEL—NUMBER OF SEATS
AMATEUR/EXPERIMENTAL—PISTON
AS OF DECEMBER 31, 1993

Model/Series	Designation			Air Carrier	General Aviation	Total Aircraft
	Seats	Aircraft/ Engine Type	No. Engines			
WAG-A-BOND	2	41	1	0	5	5
WAG-A-BOND TRAVELER	1	41	1	0	4	4
WAG-AERO CUBY	1	41	1	0	3	3
WAG-AERO CUBY J-3	2	41	1	0	1	1
WAG-AERO SPORT TR	2	41	1	0	1	1
WAG-AERO SPORT TRNR	2	41	1	0	4	4
WAG-AERO SPT TRAINER	2	41	1	0	1	1
WAG-AERO SUPER CUB	1	41	1	0	1	1
WAG-AERO SUPER SPORT	2	41	1	0	2	2
WAG-AERO 2+2	2	41	1	0	1	1
WAG-AERO 2+2 SPRTMAN	2	41	1	0	1	1
WAGA BOND TYPE	2	41	1	0	1	1
WAGA-BOND	2	41	1	0	1	1
WAGABOND	1	41	1	0	1	1
WAGABOND TRAVELER	2	41	1	0	2	2
WAGAER SPORTSMAN 2+2	4	41	1	0	1	1
WAGAERO SPORT TRNR	2	41	1	0	1	1
WAGAERO SPORTTRAINER	2	41	1	0	1	1
WAGAERO SPTSMAN 2+2	1	41	1	0	1	1
WAGAERO SUP CUBY 150	2	41	1	0	1	1
WAGAERO SUPER CUBY	2	41	1	0	1	1
WALLACE SKYBOLT	2	41	1	0	1	1
WALT'S WING S-1	1	41	1	0	1	1
WALTER HOSTER #1	2	41	1	0	1	1
WANDERER	2	41	1	0	1	1
WAR FOCKE-WULF-190	1	41	1	0	1	1
WAR FW-190	1	41	1	0	2	2
WAR FW190	1	41	1	0	1	1
WAR F4U CORSAIR	1	41	1	0	2	2
WAR P-47	1	41	1	0	1	1
WAR P-47D	1	41	1	0	1	1
WAR REPLICA	1	41	1	0	1	1
WAR REPLICA FW190	1	41	1	0	1	1
WAR THUNDERBOLT	1	41	1	0	1	1
WARD SPECIAL	1	41	1	0	1	1
WARRENCRAFT L2-S	1	41	1	0	1	1
WARRIOR	2	41	1	0	1	1
WARWICK BANTAM W-3	1	41	1	0	1	1
WAS-2	2	41	1	0	2	2
WATER BIRD 100	4	41	1	0	1	1
WATERBURY SKYBOLT	2	41	1	0	1	1
WATERSPORT	2	41	1	0	1	1
WATSON CHALLENGER	2	41	1	0	1	1
WATSON SPECIAL	2	41	1	0	1	1
WATSON WINDWAGON	1	41	1	0	1	1
WAYNCRAFT 14	4	41	1	0	1	1
WA2P2	4	41	1	0	1	1
WB-1	1	41	1	0	1	1
WC-8	1	41	1	0	1	1
WCB-1	2	41	1	0	1	1
WD	2	41	1	0	1	1

U.S. REGISTERED CIVIL AIRCRAFT
BY MANUFACTURER AND MODEL—NUMBER OF SEATS
AMATEUR/EXPERIMENTAL—PISTON
AS OF DECEMBER 31, 1993

Model/Series	Designation			Air Carrier	General Aviation	Total Aircraft
	Seats	Aircraft/ Engine Type	No. Engines			
WD-1	2	41	1	0	1	1
WD-6	1	41	1	0	1	1
WE 1 VOLKSPLANE	1	41	1	0	1	1
WE-1	1	41	1	0	4	4
WEBB-COBRA	2	41	1	0	1	1
WEDELL WILLIAMS	1	41	1	0	1	1
WEDELL-WILLIAMS 44	2	41	1	0	1	1
WEEDHOPPER	2	41	1	0	6	6
WEEDHOPPER "B"	1	41	1	0	1	1
WEEDHOPPER B-JC24	1	41	1	0	1	1
WEEDHOPPER II	2	41	1	0	1	1
WEEDHOPPER JC-24-A	1	41	1	0	1	1
WEEDHOPPER JC-24B	1	41	1	0	2	2
WEEDHOPPER JC24	1	41	1	0	4	4
WEEDHOPPER JC24-B	1	41	1	0	1	1
WEEDHOPPER NOVA II	2	41	1	0	1	1
WEEDHOPPER NOVA 2	2	41	1	0	1	1
WEEDHOPPER NOVA 2000	2	41	1	0	1	1
WEEDHOPPER WM1 2	2	41	1	0	1	1
WEEDHOPPER 2 PLACE	2	41	1	0	1	1
WEEDHOPPER 2 SEATER	2	41	1	0	1	1
WEEKS SOLUTION S1-WS	1	41	1	0	1	1
WEEKS SPECIAL S1W	1	41	1	0	1	1
WEIGT KR 2	2	41	1	0	1	1
WEIL TAPERWING	1	41	1	0	1	1
WEINER SPECIAL	2	41	1	0	1	1
WELLS CAVALIER SA-10	2	41	1	0	1	1
WELLS FLYBABY 1A	1	41	1	0	1	1
WELLS SPECIAL	1	41	1	0	1	1
WENDT TRAVELER	2	41	1	0	3	3
WENDT W-2	2	41	1	0	1	1
WESLEY	2	41	1	0	1	1
WESTERN AIR RACING	1	41	1	0	1	1
WESTFALL BI-PLANE	1	41	1	0	1	1
WESTWYND	1	41	1	0	1	1
WHATLEY HONEYBEAR	2	41	1	0	1	1
WHATLEY SPECIAL	1	41	1	0	1	1
WHEELER EXP FT200	4	41	1	0	2	2
WHEELER EXPRESS	4	41	1	0	3	3
WHEELER EXPRESS FT	4	41	1	0	2	2
WHEELOCK SKYBOLT	2	41	1	0	1	1
WHIGHAM GW-6	1	41	1	0	1	1
WHING DING II	1	41	1	0	3	3
WHISTLER SF-2A	2	41	1	0	1	1
WHITAKER CENTERWING	1	41	1	0	1	1
WHITE LIGHT WLAC 1	4	41	1	0	1	1
WHITE LIGHTNING	4	41	1	0	6	6
WHITE LIGHTNING WLAC	4	41	1	0	1	1
WHITEMAN-PDQ-2-VW	1	41	1	0	1	1
WHITMAN W 8	2	41	1	0	1	1
WHITTMAN TAILWIND	2	41	1	0	1	1

U.S. REGISTERED CIVIL AIRCRAFT
BY MANUFACTURER AND MODEL—NUMBER OF SEATS
AMATEUR/EXPERIMENTAL—PISTON
AS OF DECEMBER 31, 1993

Model/Series	Designation			Air Carrier	General Aviation	Total Aircraft
	Seats	Aircraft/ Engine Type	No. Engines			
WHITTMAN W-8	2	41	1	0	2	2
WI	2	41	1	0	1	1
WICHAWK	2	41	1	0	14	14
WIDEBODY LONG EZ	2	41	1	0	1	1
WILD TURKEY	1	41	1	0	1	1
WILDCAT	1	41	1	0	1	1
WILDCAT MARK 2	1	41	1	0	1	1
WILEY COTOYE	2	41	1	0	1	1
WILKIE MK. 1	1	41	1	0	1	1
WILL CHRIS FLY BABY	1	41	1	0	1	1
WILLBIRD NO. 3	2	41	1	0	1	1
WILLBIRD 02	2	41	1	0	1	1
WILLE SOPWITH TRI	2	41	1	0	1	1
WILLIAMS MODEL 1	1	41	1	0	1	1
WILLIAMS PDQ-2	1	41	1	0	1	1
WILLIAMS THORPS-18	2	41	1	0	1	1
WILLIAMS W-17	1	41	1	0	1	1
WILLIE II	2	41	1	0	2	2
WILLIE TWO	1	41	1	0	1	1
WILSON CRI CRI	1	41	1	0	1	1
WILSON XC2000T	2	41	1	0	1	1
WIND WAGON	1	41	1	0	2	2
WINDRIDER SUPER SPT	2	41	1	0	1	1
WINDRIDER 11	2	41	1	0	1	1
WINDROSE	1	41	1	0	1	1
WINDWAGON	1	41	1	0	9	9
WINDY TWO	2	41	1	0	1	1
WING DING II	1	41	1	0	1	1
WINSTEAD SPECIAL	2	41	1	0	1	1
WIRTH	1	41	1	0	1	1
WITMAN TAILWIND W8	2	41	1	0	1	1
WITT'S V	1	41	1	0	1	1
WITTER BOBCAT	1	41	1	0	1	1
WITTMAN	2	41	1	0	1	1
WITTMAN FORMULA "V"	1	41	1	0	1	1
WITTMAN MIDWING	1	41	1	0	1	1
WITTMAN TAILWIND	2	41	1	0	7	7
WITTMAN TAILWIND "A"	2	41	1	0	1	1
WITTMAN TAILWIND W 8	2	41	1	0	1	1
WITTMAN TAILWIND W-8	1	41	1	0	23	23
WITTMAN TAILWIND W10	1	41	1	0	4	4
WITTMAN TAILWIND W8	1	41	1	0	4	4
WITTMAN TAILWIND W8A	1	41	1	0	1	1
WITTMAN TAILWIND W8M	2	41	1	0	1	1
WITTMAN TAILWIND-W-8	2	41	1	0	1	1
WITTMAN W-10	2	41	1	0	6	6
WITTMAN W-8	2	41	1	0	6	6
WITTMAN W-8 TAILWIND	2	41	1	0	1	1
WITTMAN W-8-ES1	2	41	1	0	1	1
WITTMANW-10	2	41	1	0	1	1
WITWER 1	1	41	1	0	1	1

U.S. REGISTERED CIVIL AIRCRAFT
BY MANUFACTURER AND MODEL—NUMBER OF SEATS
AMATEUR/EXPERIMENTAL—PISTON
AS OF DECEMBER 31, 1993

Model/Series	Designation			Air Carrier	General Aviation	Total Aircraft
	Seats	Aircraft/ Engine Type	No. Engines			
WIZARD J3BK 400	1	41	1	0	1	1
WIZARD J3BR377	1	41	1	0	2	2
WIZARD SKYTRACTOR	1	41	1	0	2	2
WIZARD T-38	2	41	1	0	4	4
WIZARD T-38-BR503	2	41	1	0	1	1
WIZARD T38	1	41	1	0	1	1
WIZARD T38-BR503	2	41	1	0	1	1
WIZARD T38B	2	41	1	0	1	1
WIZARD T38BR503	2	41	1	0	5	5
WIZARD V3B	1	41	1	0	1	1
WIZARD V3BR377	1	41	1	0	1	1
WJB-1 AMPHIBIAN	2	41	1	0	1	1
WLAC-1	4	41	1	0	4	4
WL4	2	41	1	0	1	1
WM-2	1	41	1	0	1	1
WOHLERS FALCO F.8L	2	41	1	0	1	1
WOLF BOREDOM FIGHTER	1	41	1	0	1	1
WOLF W II	1	41	1	0	1	1
WOLF W-II BOREDOM	1	41	1	0	1	1
WOLF W-11	1	41	1	0	2	2
WOLF-SAMSON	2	41	1	0	1	1
WOLFENPUP	1	41	1	0	1	1
WOOD PECKER B-2	1	41	1	0	1	1
WOODEN BABY A	1	41	1	0	1	1
WOODS PUSHER	1	41	1	0	1	1
WOODSTOCK	1	41	1	0	2	2
WOODSTOCK I	1	41	1	0	1	1
WOODSTOCK II	1	41	1	0	1	1
WOODY PUSHER	2	41	1	0	15	15
WOODY PUSHER WAS-2	1	41	1	0	1	1
WOODY PUSHER WAS2-DG	2	41	1	0	1	1
WOODY PUSHER 284	2	41	1	0	1	1
WOODY-PUSHER	2	41	1	0	1	1
WOODY'S PUSHER WAS-2	2	41	1	0	1	1
WOODY'S PUSHER 1972	1	41	1	0	1	1
WOODYS PUSHER	2	41	1	0	1	1
WOODYS PUSHER WAS-2	1	41	1	0	1	1
WORLOCH	2	41	1	0	1	1
WPA-18-1800WB	4	41	1	0	1	1
WPI	2	41	1	0	1	1
WR-1	1	41	1	0	3	3
WR-3	2	41	1	0	1	1
WRIGHT B FLYER	2	41	1	0	1	1
WRIGHT EX	2	41	1	0	1	1
WRIGHT MODEL-B 1911	2	41	1	0	1	1
WRIGHT RANS S-10	2	41	1	0	1	1
WS-1	1	41	1	0	1	1
WS-15-2	1	41	1	0	1	1
WSA-1	1	41	1	0	1	1
WSP-1	2	41	1	0	1	1
WS2	2	41	1	0	1	1

U.S. REGISTERED CIVIL AIRCRAFT
BY MANUFACTURER AND MODEL—NUMBER OF SEATS
AMATEUR/EXPERIMENTAL—PISTON
AS OF DECEMBER 31, 1993

Model/Series	Designation			Air Carrier	General Aviation	Total Aircraft
	Seats	Aircraft/ Engine Type	No. Engines			
WT-16-3 SCAMP	1	41	1	0	1	1
WT-2S CHINOOK	2	41	1	0	1	1
WT-53	1	41	1	0	1	1
WULF BD-5	1	41	1	0	1	1
WV	1	41	1	0	1	1
WW-1	1	41	1	0	3	3
WW-1/A	1	41	1	0	1	1
WXB	2	41	1	0	1	1
WXM	1	41	1	0	1	1
WYP-1	2	41	1	0	1	1
W8-L	1	41	1	0	1	1
W8C	1	41	1	0	1	1
W8L	2	41	1	0	2	2
W9 TAILWIND	2	41	1	0	1	1
W9L	2	41	1	0	2	2
X LONG EZ	2	41	1	0	1	1
X-A4	4	41	1	0	1	1
X-P DRIFTER	1	41	1	0	1	1
X-WIND	1	41	1	0	1	1
X-11	2	41	1	0	1	1
X-3	1	41	1	0	1	1
XA-650	2	41	1	0	1	1
XC-2000T	2	41	1	0	1	1
XC2000	2	41	1	0	2	2
XC2000T	2	41	1	0	3	3
XC280	2	41	1	0	1	1
XF4	2	41	1	0	1	1
XI AM II	1	41	1	0	1	1
XM-4	2	51	8	0	1	1
XNQ-1	2	41	1	0	1	1
XP DRIFTER	2	41	1	0	1	1
XP 503	2	41	1	0	5	5
XP-S1	1	41	1	0	1	1
XP-23 HAWK	2	41	1	0	1	1
XP-503	2	41	1	0	3	3
XP-51	1	41	1	0	1	1
XPA-11	2	41	1	0	2	2
XPS 1	1	41	1	0	1	1
XP503	2	41	1	0	3	3
XP503 DRIFTER	2	41	1	0	1	1
XP503 MAXAIR DRIFTER	2	41	1	0	1	1
XST-2	2	41	1	0	1	1
XTC	1	41	1	0	12	12
XTC AMPHIBIAN	1	41	1	0	2	2
XTC-2	2	41	1	0	1	1
XW21 GOLDEN ORIOLE	1	41	1	0	1	1
X1	2	41	1	0	1	1
X2T-1T	2	41	1	0	1	1
X4	2	41	1	0	1	1
X5	1	41	1	0	1	1
Y-1S	2	41	1	0	1	1

U.S. REGISTERED CIVIL AIRCRAFT
BY MANUFACTURER AND MODEL—NUMBER OF SEATS
AMATEUR/EXPERIMENTAL—PISTON
AS OF DECEMBER 31, 1993

Model/Series	Designation			Air Carrier	General Aviation	Total Aircraft
	Seats	Aircraft/ Engine Type	No. Engines			
YA-1	2	41	1	0	1	1
YAK C-11	2	41	1	0	1	1
YAK 11	1	41	1	0	1	1
YAK 18	4	41	1	0	3	3
YAK 50	1	41	1	0	2	2
YAK-11	2	41	1	0	8	8
YAK-11-R2000	1	41	1	0	1	1
YAK-18A	2	41	1	0	12	12
YAK-3	1	41	1	0	1	1
YAK-3UA	1	41	1	0	1	1
YAK-50	1	41	1	0	7	7
YAK-55M	2	41	1	0	13	13
YAKOLEV YAK 11	2	41	1	0	1	1
YANKEE SPIRIT	2	41	1	0	1	1
YELLOW BIRD	1	41	1	0	1	1
YF-80A	1	41	1	0	1	1
YK 52	2	41	1	0	1	1
YMF	3	41	1	0	1	1
YO-3A	1	41	1	0	1	1
YOUNG CHAMPION-1	2	41	1	0	1	1
YOUNG TURBO CRUISER	4	41	1	0	1	1
YPT-15	2	41	1	0	1	1
Z	1	41	1	0	2	2
Z MAX	1	41	1	0	2	2
Z-EDGE 540	1	41	1	0	1	1
Z-HI-MAX	1	41	1	0	1	1
Z-1	2	41	1	0	1	1
Z-200	1	41	1	0	1	1
Z-200 LAZER	1	41	1	0	1	1
Z-226T	2	41	1	0	2	2
Z-326	2	41	1	0	1	1
Z-37/2	2	41	1	0	5	5
Z-6	1	41	1	0	1	1
ZBS BREEZY	3	41	1	0	1	1
ZEBAUR CG 701	2	41	1	0	1	1
ZENAIR CH 150	2	41	1	0	1	1
ZENAIR CH 250	2	41	1	0	1	1
ZENAIR CH 701	2	41	1	0	3	3
ZENAIR CH-250	2	41	1	0	1	1
ZENAIR CH-701	2	41	1	0	5	5
ZENAIR CH200	2	41	1	0	1	1
ZENAIR CH300	4	41	1	0	1	1
ZENAIR CH701	2	41	1	0	3	3
ZENAIR CH701 STOL	2	41	1	0	1	1
ZENAIR CRI CRI	2	41	1	0	1	1
ZENAIR CRICKET	1	51	2	0	1	1
ZENAIR CRICKET MC-12	1	51	2	0	3	3
ZENAIR MC12	1	51	2	0	1	1
ZENAIR STOL CH-701	2	41	1	0	2	2
ZENAIR STOL CH701	2	41	1	0	2	2
ZENAIR STOL 701	2	41	1	0	2	2

U.S. REGISTERED CIVIL AIRCRAFT
BY MANUFACTURER AND MODEL—NUMBER OF SEATS
AMATEUR/EXPERIMENTAL—PISTON
AS OF DECEMBER 31, 1993

Model/Series	Designation			Air Carrier	General Aviation	Total Aircraft
	Seats	Aircraft/ Engine Type	No. Engines			
ZENAIR TRI-Z CH-300	3	41	1	0	1	1
ZENAIR ZODIAK CH600	2	41	1	0	1	1
ZENAIR 250	2	41	1	0	1	1
ZENAIR 600	2	41	1	0	1	1
ZENAIR 701	2	41	1	0	2	2
ZENAIR-ZODIAC	2	41	1	0	1	1
ZENITH	2	41	1	0	4	4
ZENITH CH 200	2	41	1	0	3	3
ZENITH CH-200	2	41	1	0	4	4
ZENITH CH-250	2	41	1	0	3	3
ZENITH CH-250M	2	41	1	0	1	1
ZENITH CH-300	3	41	1	0	1	1
ZENITH CH150	1	41	1	0	1	1
ZENITH CH200	2	41	1	0	2	2
ZENITH TRI Z	1	41	1	0	2	2
ZENITH TRI-Z	4	41	1	0	1	1
ZENITH 200	2	41	1	0	3	3
ZENITH 250	2	41	1	0	4	4
ZENZIR STOL CH701	2	41	1	0	1	1
ZEPHYR II	2	41	1	0	2	2
ZIA	1	41	1	0	2	2
ZIMLEA ZL-1	2	41	1	0	1	1
ZIPPY SPORT	1	41	1	0	5	5
ZITO ZM1A	2	41	1	0	1	1
ZLIN Z50 LS	1	41	1	0	1	1
ZLIN Z526A	1	41	1	0	1	1
ZLIN 526	2	41	1	0	2	2
ZLIN 526 AFS	1	41	1	0	2	2
ZLIN 526F	2	41	1	0	9	9
ZLIN-Z326	2	41	1	0	3	3
ZM1	1	41	1	0	1	1
ZODIA 601HDS	2	41	1	0	1	1
ZODIAC	2	41	1	0	1	1
ZODIAC CH-600	2	41	1	0	1	1
Z1A 300	1	41	1	0	1	1
Z142C	2	41	1	0	1	1
0	1	41	1	0	1	1
0-1	2	41	1	0	2	2
0-58B	2	41	1	0	2	2
001	2	41	1	0	2	2
001TD	2	41	1	0	1	1
01	1	41	1	0	1	1
0360	2	41	1	0	1	1
047B	1	41	1	0	1	1
1	2	41	1	0	43	43
1 KITFOX	2	41	1	0	1	1
1 VARI-VIGGEN	2	41	1	0	1	1
1.131	2	41	1	0	2	2
1.131 BUCKER JUNGMAN	2	41	1	0	1	1
1.131E	2	41	1	0	6	6
1-A	1	41	1	0	12	12

U.S. REGISTERED CIVIL AIRCRAFT
BY MANUFACTURER AND MODEL—NUMBER OF SEATS
AMATEUR/EXPERIMENTAL—PISTON
AS OF DECEMBER 31, 1993

Model/Series	Designation			Air Carrier	General Aviation	Total Aircraft
	Seats	Aircraft/ Engine Type	No. Engines			
1-B	1	41	1	0	2	2
1-C	1	41	1	0	1	1
1-FT	2	41	1	0	1	1
1-PCLM	1	41	1	0	1	1
1-SMC	1	41	1	0	1	1
1-65	2	41	1	0	1	1
1/2 FW190	1	41	1	0	1	1
1/2 F4U-1	1	41	1	0	1	1
1/2 SCALE CORSAIR	1	41	1	0	1	1
1/2 SCALE P-47	1	41	1	0	3	3
1A	2	41	1	0	37	37
1A-BIS	2	41	1	0	1	1
1A375G	1	41	1	0	1	1
1B	1	41	1	0	1	1
1B75A	2	41	1	0	1	1
1C	1	41	1	0	2	2
1C MODIFIED	1	41	1	0	1	1
1M	2	41	1	0	1	1
1ST STRIKES SUPERCAT	1	41	1	0	1	1
1V	1	41	1	0	2	2
10	3	41	1	0	5	5
10-200	1	41	1	0	1	1
10A	3	41	1	0	3	3
100	1	41	1	0	3	3
100-180	4	41	1	0	2	2
100D2	2	41	1	0	1	1
100L	2	41	1	0	1	1
1000	1	41	1	0	1	1
1002	4	41	1	0	10	10
101	2	41	1	0	1	1
102 5 CAVALIER	2	41	1	0	1	1
103	1	41	1	0	1	1
104	1	41	1	0	1	1
106	2	41	1	0	1	1
108	4	41	1	0	3	3
108-1	4	41	1	0	3	3
108-2	4	41	1	0	4	4
108-3	4	41	1	0	6	6
11	1	41	1	0	2	2
11A	4	41	1	0	1	1
11AC	2	41	1	0	4	4
11CC	2	41	1	0	1	1
110	2	41	1	0	1	1
110 SPECIAL	2	41	1	0	2	2
1101	4	41	1	0	5	5
111M	1	41	1	0	1	1
111M CASSUT	1	41	1	0	1	1
111M2	2	41	1	0	3	3
112	4	41	1	0	1	1
112A	4	41	1	0	1	1
114	4	41	1	0	2	2

U.S. REGISTERED CIVIL AIRCRAFT
BY MANUFACTURER AND MODEL—NUMBER OF SEATS
AMATEUR/EXPERIMENTAL—PISTON
AS OF DECEMBER 31, 1993

Model/Series	Designation			Air Carrier	General Aviation	Total Aircraft
	Seats	Aircraft/ Engine Type	No. Engines			
114A	4	41	1	0	1	1
12	5	41	1	0	1	1
120	2	41	1	0	1	1
123 AD STEEN	2	41	1	0	1	1
125	1	41	1	0	2	2
126	1	41	1	0	1	1
13	2	41	1	0	1	1
130 ET 2	4	41	1	0	1	1
1300 Z-MAX	2	41	1	0	1	1
1300-Z MAX	1	41	1	0	1	1
131	1	41	1	0	14	14
131A	1	41	1	0	1	1
133	1	41	1	0	2	2
133 JUNGMEISTER	1	41	1	0	2	2
133C	1	41	1	0	1	1
14-13	4	41	1	0	3	3
14-13-2	4	41	1	0	2	2
14-19	4	41	1	0	1	1
14-9	3	41	1	0	1	1
140	2	41	1	0	4	4
140A	2	41	1	0	2	2
15-9	2	41	1	0	1	1
15AC	4	41	1	0	1	1
150	2	41	1	0	4	4
150A	2	41	1	0	1	1
150E	2	41	1	0	1	1
150F	2	41	1	0	7	7
150G	2	41	1	0	2	2
150H	2	41	1	0	2	2
150J	2	41	1	0	3	3
150K	2	41	1	0	1	1
150L	2	41	1	0	7	7
150M	2	41	1	0	2	2
152	2	41	1	0	9	9
158-8	1	41	1	0	1	1
17	1	41	1	0	1	1
17-30A	4	41	1	0	4	4
17-31A	4	41	1	0	2	2
17-31ATC	4	41	1	0	2	2
17-31TC	4	41	1	0	1	1
17A	2	41	1	0	1	1
17C	1	41	1	0	1	1
170A	4	41	1	0	4	4
170B	4	41	1	0	13	13
171	2	41	1	0	1	1
172	4	41	1	0	3	3
172D	4	41	1	0	2	2
172F	4	41	1	0	2	2
172G	4	41	1	0	1	1
172H	4	41	1	0	3	3
172I	4	41	1	0	3	3

U.S. REGISTERED CIVIL AIRCRAFT
BY MANUFACTURER AND MODEL—NUMBER OF SEATS
AMATEUR/EXPERIMENTAL—PISTON
AS OF DECEMBER 31, 1993

Model/Series	Designation			Air Carrier	General Aviation	Total Aircraft
	Seats	Aircraft/ Engine Type	No. Engines			
172K	4	41	1	0	4	4
172L	4	41	1	0	1	1
172M	4	41	1	0	10	10
172N	4	41	1	0	5	5
172P	4	41	1	0	2	2
172RG	4	41	1	0	2	2
175	4	41	1	0	5	5
175B	4	41	1	0	4	4
175C	4	41	1	0	1	1
177	4	41	1	0	5	5
177A	4	41	1	0	2	2
177B	4	41	1	0	5	5
179	2	41	1	0	1	1
18-56	17	51	2	0	2	2
180	4	41	1	0	8	8
180-KII	2	41	1	0	1	1
180A	4	41	1	0	1	1
180B	4	41	1	0	1	1
180H	6	41	1	0	2	2
180K	6	41	1	0	4	4
182	4	41	1	0	1	1
182A	4	41	1	0	4	4
182B	4	41	1	0	1	1
182C	4	41	1	0	2	2
182E	4	41	1	0	2	2
182F	4	41	1	0	2	2
182G	4	41	1	0	2	2
182H	4	41	1	0	1	1
182J	4	41	1	0	1	1
182K	4	41	1	0	3	3
182L	4	41	1	0	1	1
182M	4	41	1	0	1	1
182N	4	41	1	0	2	2
182P	4	41	1	0	7	7
182Q	4	41	1	0	3	3
182R	4	41	1	0	1	1
185	6	41	1	0	2	2
185A	6	41	1	0	1	1
188	1	41	1	0	1	1
188A	1	41	1	0	1	1
19-25 SKYROCKET II	6	41	1	0	1	1
19A	4	41	1	0	1	1
190-A3	1	41	1	0	1	1
190A	1	41	1	0	1	1
190A2	1	41	1	0	1	1
1909	1	41	1	0	1	1
191-4	4	41	1	0	1	1
1910 BARNWELL	1	41	1	0	1	1
1910 CURTISS PUSHER	1	41	1	0	1	1
1911 BELLANCA	1	41	1	0	1	1
1911 CURTISS MODEL D	1	41	1	0	1	1

U.S. REGISTERED CIVIL AIRCRAFT
BY MANUFACTURER AND MODEL—NUMBER OF SEATS
AMATEUR/EXPERIMENTAL—PISTON
AS OF DECEMBER 31, 1993

Model/Series	Designation			Air Carrier	General Aviation	Total Aircraft
	Seats	Aircraft/ Engine Type	No. Engines			
1911 WRIGHT EX	1	41	1	0	1	1
1911-C	2	41	1	0	1	1
1912	2	41	1	0	2	2
1912 A-1	2	41	1	0	1	1
1912 BELLANCA REP.	1	41	1	0	1	1
1916 SE-5A REPLICA	1	41	1	0	1	1
1918-1A	2	41	1	0	1	1
1933	2	41	1	0	1	1
1937	2	41	1	0	1	1
1961	1	41	1	0	1	1
1963	1	41	1	0	1	1
1966	1	41	1	0	1	1
1967	2	41	1	0	1	1
1968	2	41	1	0	2	2
1976 ICARUS V	1	41	1	0	1	1
1980 KR-2	2	41	1	0	1	1
1989 BEE-1	1	41	1	0	1	1
1990 STEEN SKYBOLT	2	41	1	0	1	1
1992-SP1	1	41	1	0	1	1
2	2	41	1	0	12	12
2+2 SPORTSMAN	1	41	1	0	1	1
2-POLB	2	41	1	0	1	1
2-250	1	41	1	0	1	1
2/3 P 51D	1	41	1	0	1	1
2/3 P-51B/C MUSTANG	2	41	1	0	1	1
2/3 REP. CURTIS P-40	1	41	1	0	1	1
2/3 SCALE CUB	1	41	1	0	1	1
2/3 TRAVEL AIR 4000	3	41	1	0	1	1
2A	1	41	1	0	1	1
2R65	2	41	1	0	1	1
2T 1A 2	2	41	1	0	1	1
2T-1	2	41	1	0	2	2
2T-1A	2	41	1	0	15	15
2T-1A-E	2	41	1	0	3	3
2T-1A-2	2	41	1	0	2	2
2T-1B	1	41	1	0	1	1
2T-1L	2	41	1	0	1	1
2T-1R	2	41	1	0	1	1
20	2	41	1	0	3	3
200	2	41	1	0	2	2
200D	4	41	1	0	3	3
200E	4	41	1	0	1	1
201	2	41	1	0	1	1
201C	1	41	1	0	1	1
206	6	41	1	0	3	3
207	6	41	1	0	1	1
21	2	41	1	0	1	1
210	4	41	1	0	5	5
210-5	6	41	1	0	1	1
210-5(205)	6	41	1	0	2	2
210A	4	41	1	0	1	1

U.S. REGISTERED CIVIL AIRCRAFT
BY MANUFACTURER AND MODEL—NUMBER OF SEATS
AMATEUR/EXPERIMENTAL—PISTON
AS OF DECEMBER 31, 1993

Model/Series	Designation			Air Carrier	General Aviation	Total Aircraft
	Seats	Aircraft/ Engine Type	No. Engines			
210B	4	41	1	0	2	2
210C	4	41	1	0	2	2
210D	4	41	1	0	1	1
210E	4	41	1	0	2	2
210L	6	41	1	0	1	1
210M	6	41	1	0	3	3
2150A	2	41	1	0	3	3
22	2	41	1	0	1	1
222	2	41	1	0	2	2
225	2	41	1	0	1	1
226	1	41	1	0	1	1
230	2	41	1	0	2	2
235	2	41	1	0	1	1
235 LANCAIR	2	41	1	0	1	1
24 BIS	1	41	1	0	1	1
24 G	4	41	1	0	2	2
24R-40	4	41	1	0	1	1
24W-40	4	41	1	0	1	1
24W-46	4	41	1	0	1	1
24W-9	4	41	1	0	1	1
240	42	51	2	0	1	1
245	2	41	1	0	1	1
247D	13	51	2	0	1	1
254351768353282-A	3	41	1	0	1	1
260	1	41	1	0	2	2
260SS	1	41	1	0	1	1
277	2	41	1	0	1	1
28	1	41	1	0	1	1
28-5ACF	25	51	2	0	1	1
280	1	41	1	0	1	1
280C	1	41	1	0	1	1
280SS	1	41	1	0	1	1
3	2	51	2	0	7	7
3 KITFOX	2	41	1	0	1	1
3/4 P51 MUSTANG	2	41	1	0	1	1
3/4 SCALE P-40	2	41	1	0	1	1
3/4 SCALE P-51	2	41	1	0	1	1
3/4 SCALE P-51D	2	41	1	0	1	1
3/4 SOPWITH PUP	1	41	1	0	1	1
3A	1	41	1	0	1	1
3A HOMEBUILT	2	41	1	0	2	2
3D-2	1	41	1	0	1	1
3M	2	41	1	0	1	1
3RG	2	41	1	0	1	1
300	1	41	1	0	8	8
300GS	1	41	1	0	1	1
301 WH	2	41	1	0	2	2
305A	2	41	1	0	4	4
310	5	51	2	0	1	1
310A	5	51	2	0	1	1
310C	5	51	2	0	1	1

U.S. REGISTERED CIVIL AIRCRAFT
BY MANUFACTURER AND MODEL—NUMBER OF SEATS
AMATEUR/EXPERIMENTAL—PISTON
AS OF DECEMBER 31, 1993

Model/Series	Designation			Air Carrier	General Aviation	Total Aircraft
	Seats	Aircraft/ Engine Type	No. Engines			
310D	5	51	2	0	1	1
310G	6	51	2	0	2	2
310H	6	51	2	0	2	2
310I	6	51	2	0	2	2
310J	6	51	2	0	2	2
310K	6	51	2	0	2	2
310R	6	51	2	0	2	2
319	2	41	1	0	1	1
320	5	51	2	0	3	3
320F	6	51	2	0	2	2
320FB	2	41	1	0	1	1
3202	2	41	1	0	15	15
335	6	51	2	0	1	1
337	6	51	2	0	3	3
337A	6	51	2	0	1	1
337B	6	51	2	0	3	3
337C	6	51	2	0	1	1
337D	6	51	2	0	2	2
337F	6	51	2	0	1	1
337G	6	51	2	0	1	1
337H	6	51	2	0	3	3
340	6	51	2	1	5	6
340A	6	51	2	0	6	6
35	4	41	1	0	4	4
35-B33	4	41	1	0	8	8
35-C33	4	41	1	0	1	1
35-C33A	4	41	1	0	2	2
35-33	4	41	1	0	1	1
35-70	2	41	1	0	1	1
35D	2	41	1	0	1	1
36	6	41	1	0	1	1
4	1	41	1	0	1	1
4-1200	2	41	1	0	1	1
4/5 SCALE SE5A	1	41	1	0	1	1
4M	2	41	1	0	1	1
4R6	1	41	1	0	1	1
400	1	41	1	0	2	2
401A	8	51	2	0	1	1
402-2	6	41	1	0	1	1
404	52	51	2	0	2	2
411	8	51	2	0	3	3
414	8	51	2	0	9	9
414A	8	51	2	0	5	5
415-D	2	41	1	0	2	2
421B	8	51	2	0	3	3
421C	8	51	2	0	4	4
44J STIEGLITZ	2	41	1	0	3	3
440	54	51	2	1	0	1
460	2	41	1	0	1	1
480	4	51	2	0	1	1
5 F6F - 5	2	41	1	0	1	1

U.S. REGISTERED CIVIL AIRCRAFT
BY MANUFACTURER AND MODEL—NUMBER OF SEATS
AMATEUR/EXPERIMENTAL—PISTON
AS OF DECEMBER 31, 1993

Model/Series	Designation			Air Carrier	General Aviation	Total Aircraft
	Seats	Aircraft/ Engine Type	No. Engines			
5-AT-B	17	51	3	0	1	1
5/8 HAWKER HURRICANE	1	41	1	0	1	1
5C3	3	41	1	0	1	1
500	2	41	1	0	1	1
500 S	7	51	2	0	1	1
503B	1	41	1	0	1	1
505	2	41	1	0	1	1
5151	1	41	1	0	9	9
5151 MUSTANG	1	41	1	0	7	7
5151 RG	1	41	1	0	1	1
5151 RG MUSTANG	1	41	1	0	1	1
5151-RG	1	41	1	0	1	1
526A	1	41	1	0	1	1
526F	2	41	1	0	3	3
526L	2	41	1	0	2	2
532 ROTAX BOMBARDIER	2	41	1	0	1	1
56TC	6	51	2	0	1	1
58	6	51	2	0	8	8
58P	6	51	2	0	2	2
58TC	6	51	2	0	1	1
582	2	41	1	0	1	1
582 AIR COMMAND	1	41	1	0	1	1
600-S2C	1	41	1	0	1	1
620	1	41	1	0	1	1
625-HH	1	41	1	0	1	1
65	9	51	2	0	1	1
65-TAC	2	41	1	0	1	1
66	1	41	1	0	2	2
680	7	51	2	0	1	1
680-F	7	51	2	0	1	1
680FL	11	51	2	0	1	1
7	1	41	1	0	1	1
7/10 SCALE P-51D	2	41	1	0	1	1
7AC	3	41	1	0	13	13
7CCM	3	41	1	0	1	1
7DC	3	41	1	0	1	1
7EC	3	41	1	0	1	1
7ECA	3	41	1	0	8	8
7FC	3	41	1	0	1	1
7F1	1	41	1	0	1	1
7GC	3	41	1	0	2	2
7GCAA	3	41	1	0	1	1
7GCB	3	41	1	0	2	2
7GCBC	3	41	1	0	2	2
7KCAB	2	41	1	0	1	1
700	8	51	2	0	2	2
7029K 306-B	1	41	1	0	1	1
733	3	41	1	0	1	1
749A-79	63	51	4	0	1	1
75 P51D	2	41	1	0	1	1
77	1	41	1	0	1	1

U.S. REGISTERED CIVIL AIRCRAFT
BY MANUFACTURER AND MODEL—NUMBER OF SEATS
AMATEUR/EXPERIMENTAL—PISTON
AS OF DECEMBER 31, 1993

Model/Series	Designation			Air Carrier	General Aviation	Total Aircraft
	Seats	Aircraft/ Engine Type	No. Engines			
77 FGR II	2	41	1	0	1	1
8-W MODIFIED	1	41	1	0	2	2
8/10 SCALE MUSTANG	2	41	1	0	1	1
8A	2	41	1	0	6	6
8C	2	41	1	0	1	1
8E	2	41	1	0	6	6
8F	2	41	1	0	3	3
8KCAB	1	41	1	0	12	12
81-2-LR	2	41	1	0	1	1
82DL	2	41	1	0	1	1
83BT	2	41	1	0	1	1
9-260L	1	41	1	0	1	1
9NF	1	41	1	0	1	1
90	2	41	1	0	1	1
90A	2	41	1	0	3	3
90AL-115	2	41	1	0	2	2
9000	2	41	1	0	1	1
91 AVID C-1	2	41	1	0	1	1
95	5	51	2	0	2	2
95-A55	6	51	2	0	6	6
95-B55B(T42A)	6	51	2	0	1	1
9700-1 1/2 STRUTTER	2	41	1	0	1	1
F/W S-ENG REC. ENG	—	41	—	0	21,112	21,112
F/W MULTI REC. ENG	—	51	—	4	389	393
TOTAL	—	—	—	**4**	**21,501**	**21,505**

U.S. REGISTERED CIVIL AIRCRAFT
BY MANUFACTURER AND MODEL—NUMBER OF SEATS
AMATEUR/EXPERIMENTAL—TURBINE
AS OF DECEMBER 31, 1993

Model	Designation			Air Carrier	General Aviation	Total Aircraft
	Seats	Aircraft/ Engine Type	No. Engines			
A-4A	1	44	1	0	1	1
ACROJET SPECIAL	1	44	1	0	1	1
AEROJET SPECIAL	1	44	1	0	2	2
AP 68 TP SERIES 600	9	52	2	0	1	1
AR 404	29	52	4	0	5	5
AT-502	1	42	1	0	21	21
AT-503A	2	42	1	0	1	1
AVID AMPHIBIAN	3	43	1	0	1	1
AVID FLYER HH	2	43	1	0	1	1
A100	11	52	2	0	2	2
A32A LANSEN	2	44	1	0	1	1
A320-231	182	54	2	0	2	2
A4-B	1	44	1	0	1	1
A4D-2	1	44	1	0	1	1
BAC 1-11 204/AF	72	54	2	1	0	1
BAC 1-11 401/AK	79	54	2	2	1	3
BAC 1-11 422/EQ	81	54	2	0	1	1
BAC 167 STRIKEMASTER	2	54	2	0	3	3
BAE JETSTREAM 3101	19	52	2	2	1	3
BAE 125 SERIES 800A	14	54	2	0	5	5
BD 5J	1	44	1	0	1	1
BD-5J	1	44	1	0	4	4
BEAVER DHC-2 MK.3	8	42	1	0	1	1
BH-125-600A	11	54	2	0	1	1
BN-2T-4R	18	52	2	0	2	2
BURGESS BUCKER	1	42	1	0	1	1
B100	11	52	2	0	1	1
B200	11	52	2	0	3	3
B300	19	52	2	0	2	2
B90	9	52	2	0	4	4
C-130A	9	52	4	0	1	1
C-212-100	19	52	2	0	1	1
C-212-200	19	52	2	0	1	1
C-3605	2	42	1	0	2	2
CANBERRA B. MK. 20	3	54	2	0	1	1
CF104D	2	44	1	0	2	2
CIRRUS	6	42	1	0	1	1
CL-13B SABRE MK6	1	44	1	0	1	1
CL-600 CHALLENGER	13	54	2	0	1	1
CL-600-2A12	19	54	2	0	1	1
CL-600-2B16	21	54	2	0	3	3
CL41G	2	42	1	0	2	2
CM 170 MAGISTER	2	54	2	0	22	22
CM 170R MAGISTER	2	54	2	0	17	17
CONVAIR 640	1	52	2	0	1	1
COUGAR F-9-F8T	2	44	1	0	1	1
CWF86-F-30-NA	1	44	1	0	1	1
C90	9	52	2	0	4	4
C90A	9	52	2	0	2	2
DC-10-30	345	54	3	1	0	1
DC-10-40	345	54	3	1	0	1

U.S. REGISTERED CIVIL AIRCRAFT
BY MANUFACTURER AND MODEL—NUMBER OF SEATS
AMATEUR/EXPERIMENTAL—TURBINE
AS OF DECEMBER 31, 1993

Model	Designation			Air Carrier	General Aviation	Total Aircraft
	Seats	Aircraft/ Engine Type	No. Engines			
DC-8-61	152	54	4	3	0	3
DC-8-62	152	54	4	2	0	2
DC-8-62F	152	54	4	1	0	1
DC-8-63	152	54	4	1	0	1
DC-8-73F	152	54	4	1	0	1
DC-9-14	85	54	2	0	1	1
DC-9-15	116	54	2	1	0	1
DC-9-31	85	54	2	2	0	2
DC-9-32	116	54	2	1	0	1
DC-9-33F	85	54	2	2	0	2
DC-9-41	85	54	2	1	0	1
DC-9-51	139	54	2	2	0	2
DC-9-81	116	54	2	1	0	1
DC-9-82(MD-82)	172	54	2	3	0	3
DC-9-83(MD-83)	172	54	2	1	0	1
DC3-S	32	52	2	0	1	1
DH 112 SEA VENOM	2	44	1	0	3	3
DH.125-1A	10	54	2	0	1	1
DH.125-1A/522	10	54	2	0	1	1
DHC-6 TWIN OTTER	16	52	2	0	1	1
DHC-6-100	23	52	2	0	1	1
DHC-6-300	22	52	2	0	1	1
DHC-7-102	59	52	4	1	1	2
DHC-8-101	39	52	2	0	2	2
DH115 VAMPIRE	2	54	2	0	3	3
DO228-202	20	52	2	1	0	1
E-90	10	52	2	0	4	4
EMB-120 RT	32	52	2	1	0	1
F-100D	1	44	1	0	1	1
F-100F	1	44	1	0	2	2
F-16A	1	43	1	0	1	1
F-4C	2	54	2	0	4	4
F-5A	1	54	2	0	2	2
F-7 MIG-21	2	44	1	0	2	2
F-8	1	44	1	0	2	2
F-86 MK.5	1	44	1	0	4	4
F-86E MK.6	1	44	1	0	9	9
F-86F	1	44	1	0	4	4
FALCON 10	7	54	2	0	3	3
FALCON 20	10	54	2	0	1	1
FALCON 50	10	54	3	0	7	7
FAN JET FALCON	12	54	2	0	2	2
FTB 337G	6	52	2	0	1	1
F100A	1	44	1	0	1	1
F27 MK 500	55	52	2	1	0	1
F4D	2	54	2	0	6	6
F406/CARAVAN II	11	52	2	0	6	6
F5B	1	54	2	0	1	1
F86F	1	44	1	0	1	1
F9F	2	44	1	0	1	1
F9F-2	1	44	1	0	1	1

U.S. REGISTERED CIVIL AIRCRAFT
BY MANUFACTURER AND MODEL—NUMBER OF SEATS
AMATEUR/EXPERIMENTAL—TURBINE
AS OF DECEMBER 31, 1993

Model	Designation			Air Carrier	General Aviation	Total Aircraft
	Seats	Aircraft/ Engine Type	No. Engines			
F90	10	52	2	0	3	3
G-IV	22	54	2	0	10	10
G-111	19	54	2	0	1	1
G-1159	22	54	2	0	9	9
G-1159A	21	54	2	0	6	6
G-159	21	52	2	0	3	3
G-21C	9	52	2	0	1	1
G-73	12	52	2	0	1	1
GAF-HAWK#125	1	42	1	0	1	1
GALEB G-2	2	44	1	0	4	4
GALEB G2-A	2	44	1	0	3	3
GNAT	1	44	1	0	1	1
GNAT T 1	2	44	1	0	16	16
GNAT T.MK.1	2	44	1	0	2	2
G1159B	22	54	2	0	2	2
H-18	11	52	2	0	1	1
HA-200 SAETA	2	54	2	0	39	39
HA-220	1	54	2	0	2	2
HS.125 SERIES 700A	15	54	2	0	3	3
HS.125-1B/522	10	54	2	0	1	1
HST-550	10	42	1	0	1	1
HST-550A	10	42	1	0	2	2
HU-16B	8	52	2	0	1	1
HUNTER FMK62	2	44	1	0	1	1
HUNTER T MK 7	2	44	1	0	2	2
HUNTER TMK53	2	44	1	0	1	1
IMPALA MB-326M	2	44	1	0	4	4
JET PROVOST MK5A	8	44	1	0	5	5
JETCRUISER 450	6	42	1	0	1	1
JETSTREAM 4100	29	52	2	0	1	1
JJ-5 (MIG-17-UTI)	2	44	1	0	1	1
JW-1	1	44	1	0	1	1
J35 DRAKEN	1	44	1	0	1	1
J35F-2	1	44	1	0	1	1
KITFOX	2	43	1	0	1	1
KOLB MARK III	2	43	1	0	1	1
L-1011-385-1	358	54	3	1	0	1
L-1011-385-1-14-15	400	54	3	1	0	1
L-29 DELFIN	2	44	1	0	35	35
L-39 ALBATROS	2	44	1	0	7	7
LANCAIR IV	4	42	1	0	1	1
LF 2100	9	52	2	0	2	2
LT-33	2	44	1	0	1	1
L450F	1	42	1	0	1	1
MARVEL	2	42	1	0	1	1
MD-11	240	54	3	2	0	2
MD-88	142	54	2	4	0	4
MD-90-30	142	54	2	2	0	2
MIG 15	1	44	1	0	2	2
MIG 15UTI	1	44	1	0	11	11
MIG 17	2	44	1	0	1	1

U.S. REGISTERED CIVIL AIRCRAFT
BY MANUFACTURER AND MODEL—NUMBER OF SEATS
AMATEUR/EXPERIMENTAL—TURBINE
AS OF DECEMBER 31, 1993

Model	Designation			Air Carrier	General Aviation	Total Aircraft
	Seats	Aircraft/ Engine Type	No. Engines			
MIG 17 SHENGYANG F4	1	44	1	0	2	2
MIG 21	1	44	1	0	4	4
MIG 21 PF	1	44	1	0	5	5
MIG-15BIS	1	44	1	0	5	5
MIG-17T	2	44	1	0	2	2
MJ 90	1	44	1	0	1	1
MK 51	1	44	1	0	1	1
MK-35	2	44	1	0	10	10
MS760	4	54	2	0	1	1
MT-33	2	44	1	0	1	1
MU-2B	9	52	2	0	1	1
MU-2B-25	10	52	2	0	1	1
MU-2B-26	9	52	2	0	1	1
MU-2B-36	10	52	2	0	1	1
MU-2B-40	10	52	2	0	1	1
MU-2B-60	10	52	2	0	4	4
MU-300	11	54	2	0	3	3
MYSTERE FALCON 900	12	54	3	0	2	2
NA-265-40	6	54	2	0	3	3
NA-265-50	6	54	2	0	1	1
NA-265-60	6	54	2	0	4	4
NA-265-65	12	54	2	0	2	2
NA-265-80	12	54	2	0	2	2
NDN-1T FIRECRACKER	2	42	1	0	3	3
NTA3B	5	54	2	0	1	1
OMAC I	8	42	1	0	1	1
OMAC LASER 300	7	42	1	0	1	1
OV-1A	2	52	2	0	1	1
OV-1B	2	52	2	0	1	1
OV-1C	2	52	2	0	1	1
P-3A	10	52	4	0	2	2
P-3B	12	52	4	0	2	2
PA-31T	8	52	2	1	2	3
PA-31T1	8	52	2	0	1	1
PA-31T2	8	52	2	0	3	3
PA-42	11	52	2	0	2	2
PA-42-1000	11	52	2	0	2	2
PA-42-720	11	52	2	0	2	2
PA-48	1	42	1	0	2	2
PC-6/A	8	42	1	0	1	1
PC-7	2	42	1	0	1	1
PC-9	2	42	1	0	1	1
PE-1	4	43	1	0	1	1
PILATUS PC6/C-H2	8	42	1	0	1	1
ROCKWELL T-2B	2	54	2	0	1	1
S-14	2	43	1	0	1	1
S-211	2	44	1	0	2	2
SA-226T	8	52	2	0	1	1
SA227-AC	12	52	2	3	0	3
SA227-AT	12	52	2	0	1	1
SA227-TT	12	52	2	0	1	1

U.S. REGISTERED CIVIL AIRCRAFT
BY MANUFACTURER AND MODEL—NUMBER OF SEATS
AMATEUR/EXPERIMENTAL—TURBINE
AS OF DECEMBER 31, 1993

Model	Designation			Air Carrier	General Aviation	Total Aircraft
	Seats	Aircraft/ Engine Type	No. Engines			
SA32-T	2	42	1	0	1	1
SE 210 CARAVELLE VIR	93	54	2	0	1	1
SEA FURY ISS-25	1	44	1	0	1	1
SJ30	2	54	2	0	1	1
SOLAR CHALLENGER	1	49	1	0	1	1
STARDUSTER SA-300	2	42	1	0	1	1
S2R-T11	1	42	1	0	1	1
S2R-T34	1	42	1	0	4	4
S2R-T65	2	42	1	0	9	9
S200	2	44	1	0	1	1
T-BIRD	2	44	1	0	4	4
T-33	2	44	1	0	27	27
T-33A	2	44	1	0	12	12
T-37B	2	54	2	0	1	1
T-38A	2	54	2	0	2	2
T-39A	6	54	2	0	5	5
TA-7C	2	44	1	0	2	2
TT-1	2	44	1	0	6	6
TV-2	2	44	1	0	2	2
TYPE ZERO	10	52	2	0	1	1
T33A	2	44	1	0	2	2
T34 MENTOR	2	42	1	0	3	3
VAMPIRE	3	44	1	0	3	3
VAMPIRE MK-3	3	44	1	0	1	1
XP-99	6	42	1	0	1	1
YF-22A	1	55	2	0	2	2
YF-23A	1	45	1	0	2	2
YS-11A	66	52	2	1	0	1
YS-11A-500	66	52	2	2	0	2
YS-11A-600	66	52	2	1	0	1
100	11	52	2	0	1	1
1121	10	54	2	0	1	1
1124	10	54	2	0	2	2
1125 WESTWIND ASTRA	9	54	2	0	1	1
115-6.85	11	52	2	0	1	1
1329-23E	12	54	4	0	2	2
1329-25 JETSTAR II	12	54	4	0	1	1
133	2	52	2	0	1	1
143	2	54	2	0	1	1
144	2	42	1	0	1	1
151	1	44	1	0	1	1
188C	102	52	4	1	0	1
1900	19	52	2	1	0	1
1900C	19	52	2	1	0	1
1900D	19	52	2	1	0	1
200	11	52	2	1	4	5
2000	11	52	2	0	7	7
208	10	42	1	0	3	3
208B	6	42	1	0	3	3
220	12	54	4	0	1	1
23	8	54	2	0	1	1

U.S. REGISTERED CIVIL AIRCRAFT
BY MANUFACTURER AND MODEL—NUMBER OF SEATS
AMATEUR/EXPERIMENTAL—TURBINE
AS OF DECEMBER 31, 1993

Model	Designation			Air Carrier	General Aviation	Total Aircraft
	Seats	Aircraft/ Engine Type	No. Engines			
24	8	54	2	0	1	1
24D	8	54	2	0	2	2
25	10	54	2	0	2	2
25B	10	54	2	0	1	1
25C	10	54	2	0	1	1
25D	10	54	2	0	2	2
262-A	45	52	2	0	1	1
300	19	52	2	0	4	4
31	10	54	2	0	1	1
31A	10	54	2	0	2	2
340B	37	52	2	1	0	1
35	10	54	2	0	2	2
35A	10	54	2	0	4	4
36A	10	54	2	0	1	1
367-80	36	54	4	0	1	1
382E-44K-20	3	52	4	0	1	1
382G-44K-30	3	52	4	0	1	1
400	4	42	1	0	2	2
400A	10	54	2	0	3	3
425	12	52	2	0	1	1
440	54	52	2	0	2	2
441	10	52	2	0	1	1
500	8	54	2	1	1	2
501	8	54	2	0	1	1
525	8	54	2	0	3	3
55	13	54	2	0	2	2
550	8	54	2	0	6	6
552	6	54	2	0	2	2
560	11	54	2	0	3	3
640-340D	46	52	2	1	0	1
65-A90	9	52	2	0	3	3
65-90	9	52	2	0	1	1
650	12	54	2	0	13	13
680T	11	52	2	0	1	1
680W	11	52	2	0	1	1
690	11	52	2	0	3	3
690A	11	52	2	0	1	1
690B	11	52	2	0	3	3
690C	11	52	2	0	1	1
695A	11	52	2	0	1	1
695B	11	52	2	0	6	6
707-321	192	54	4	1	0	1
707-321B	192	54	4	1	0	1
707-321C	192	54	4	1	0	1
707-323C	192	54	4	1	0	1
707-338C	192	54	4	1	0	1
707-382B	192	54	4	1	0	1
720-047B	143	54	4	0	1	1
720-051B	143	54	4	1	1	2
720-060B	143	54	4	0	1	1
720-068B	143	54	4	0	1	1

U.S. REGISTERED CIVIL AIRCRAFT
BY MANUFACTURER AND MODEL—NUMBER OF SEATS
AMATEUR/EXPERIMENTAL—TURBINE
AS OF DECEMBER 31, 1993

Model	Designation			Air Carrier	General Aviation	Total Aircraft
	Seats	Aircraft/ Engine Type	No. Engines			
727-100	129	54	3	0	1	1
727-17	134	54	3	0	1	1
727-191	134	54	3	1	0	1
727-2M7	131	54	3	1	0	1
727-22C	143	54	3	4	0	4
727-222	134	54	3	1	0	1
727-227	134	54	3	1	0	1
727-23	134	54	3	1	0	1
727-231	134	54	3	2	0	2
727-232	154	54	3	2	0	2
727-25C	134	54	3	0	1	1
727-251	134	54	3	1	0	1
727-290	134	54	3	1	0	1
727-291	134	54	3	1	0	1
727-30	134	54	3	2	0	2
737-130	100	54	2	0	1	1
737-2B7	136	54	2	1	0	1
737-2L9	136	54	2	1	0	1
737-2X6C	134	54	2	1	0	1
737-201	100	54	2	2	0	2
737-232	130	54	2	1	0	1
737-291	134	54	2	1	0	1
737-3B7	149	54	2	1	0	1
737-3H4	149	54	2	3	0	3
737-3TO	149	54	2	1	0	1
737-300	149	54	2	1	0	1
737-301	149	54	2	1	0	1
737-322	149	54	2	1	0	1
747-1D1	495	54	4	0	2	2
747-121	495	54	4	1	0	1
747-123	495	54	4	1	1	2
747-131	495	54	4	1	0	1
747-245F	495	54	4	1	0	1
747-422	495	54	4	1	0	1
747-451	450	54	4	2	0	2
757-200 SERIES	178	54	2	1	0	1
757-223	178	54	2	1	0	1
757-232	178	54	2	2	0	2
757-251	178	54	2	3	0	3
767-201	255	54	2	1	0	1
767-222	252	54	2	1	0	1
767-223	255	54	2	3	0	3
767-232	255	54	2	2	0	2
767-323	330	54	2	1	0	1
767-332	330	54	2	1	0	1
99	17	52	2	1	0	1
F/W S-ENG TURBOPROP	—	42	—	0	76	76
F/W S-ENG TURBOSHAFT	—	43	—	0	8	8
F/W S-ENG TURBOJET	—	44	—	0	242	242
F/W S-ENG TURB UNKN	—	49	—	0	1	1
F/W MULTI TURBOPROP	—	52	—	22	140	162

U.S. REGISTERED CIVIL AIRCRAFT
BY MANUFACTURER AND MODEL—NUMBER OF SEATS
AMATEUR/EXPERIMENTAL—TURBINE
AS OF DECEMBER 31, 1993

Model	Designation			Air Carrier	General Aviation	Total Aircraft
	Seats	Aircraft/ Engine Type	No. Engines			
F/W MULTI TURBOJET	—	54	—	101	268	369
TOTAL	—	—	—	**123**	**735**	**858**

U.S. REGISTERED CIVIL AIRCRAFT
BY MANUFACTURER AND MODEL—NUMBER OF SEATS
AMATEUR/EXPERIMENTAL—ROTORCRAFT
AS OF DECEMBER 31, 1993

Model	Designation			Air Carrier	General Aviation	Total Aircraft
	Seats	Aircraft/ Engine Type	No. Engines			
# 1	2	61	1	0	1	1
A	1	61	1	0	2	2
ABERNATHY GYROPLANE	2	61	1	0	1	1
AC 503	1	61	1	0	1	1
AEROSPATIALE	14	63	2	0	1	1
AG-1A GYROPLANE	1	61	1	0	1	1
AGGRESSOR	1	61	1	0	2	2
AH 1	2	61	1	0	1	1
AIR CMMND 532 ELITE	1	61	1	0	1	1
AIR COMM 532 ELITE	1	61	1	0	1	1
AIR COMMAND	1	61	1	0	15	15
AIR COMMAND ELITE	2	61	1	0	5	5
AIR COMMAND ELITE532	1	61	1	0	2	2
AIR COMMAND GYRO	1	61	1	0	1	1
AIR COMMAND SPORT	1	61	1	0	2	2
AIR COMMAND TANDEM	1	61	1	0	1	1
AIR COMMAND 1000	1	61	1	0	4	4
AIR COMMAND 447	1	61	1	0	1	1
AIR COMMAND 503	1	61	1	0	7	7
AIR COMMAND 532	1	61	1	0	27	27
AIR COMMAND 532 EL	1	61	1	0	1	1
AIR COMMAND 532-2	2	61	1	0	1	1
AIR COMMAND 532ELITE	1	61	1	0	8	8
AIR COMMAND 582	1	61	1	0	3	3
AIR COMMANDER	1	61	1	0	1	1
AIR COMMANDER 503	1	61	1	0	1	1
AIR COMMANDER 532	1	61	1	0	1	1
AIR COMMAND500	1	61	1	0	1	1
AIR COMMND 532 COMDR	1	61	1	0	1	1
AIR JET	4	61	1	0	1	1
AIRCOMMAND STYLE	1	61	1	0	1	1
AIRCOMMAND 532 ELITE	2	61	1	0	3	3
AIRCOMMANDER	1	61	1	0	1	1
ALDERFER GYROPLANE	2	61	1	0	2	2
ALLEN B-8M	1	61	1	0	1	1
ALLENCRAFT TWO	2	61	1	0	1	1
AMATEUR-BLT AUTOGYRO	1	61	1	0	1	1
AMAX EAGLE	1	61	1	0	1	1
ANGEL	1	61	1	0	1	1
AS 355F1	7	63	2	0	1	1
AS 366G DAUPHIB	3	63	2	0	1	1
AS350B	6	63	1	0	1	1
AS350B1 ECUREUIL	6	63	1	0	1	1
AS350D ASTAR	6	63	1	0	7	7
AS355F2 ECUREUIL	7	63	20	0	1	1
ATKINS AERO	2	61	1	0	1	1
ATR 72-210	76	63	2	0	2	2
AUTO GYRO	1	61	1	0	1	1
AUTOGYRO	2	61	1	0	3	3
AVENGER	1	61	1	0	1	1
AVENGER GYRO PLANE	2	61	1	0	1	1

U.S. REGISTERED CIVIL AIRCRAFT
BY MANUFACTURER AND MODEL—NUMBER OF SEATS
AMATEUR/EXPERIMENTAL—ROTORCRAFT
AS OF DECEMBER 31, 1993

Model	Designation			Air Carrier	General Aviation	Total Aircraft
	Seats	Aircraft/ Engine Type	No. Engines			
AVENGER GYROPLANE	2	61	1	0	1	1
AVENGER 7711	2	61	1	0	1	1
AVENGER 7711 SS	2	61	1	0	1	1
AZTEC 582	2	61	1	0	1	1
A1B	2	61	1	0	1	1
A109C	8	63	2	0	1	1
A184	2	61	1	0	1	1
A3	1	61	1	0	1	1
A4	1	61	1	0	1	1
B	2	61	1	0	1	1
B W ROTORCRAFT	1	63	2	0	1	1
B 8M	1	61	1	0	5	5
B&W #5 GIRO COPTER	1	61	1	0	1	1
B-B-1950-66	1	61	1	0	1	1
B-1-P GYROCOPTER	1	61	1	0	1	1
B-2	2	61	1	0	1	1
B-2B	2	61	1	0	3	3
B-7	1	61	1	0	1	1
B-7-M	1	61	1	0	1	1
B-7M	1	61	1	0	1	1
B-7MC	1	61	1	0	1	1
B-8	1	61	1	0	12	12
B-8 GYROCOPTER	1	61	1	0	3	3
B-8 VW	1	61	1	0	1	1
B-8-M	1	61	1	0	4	4
B-8-M-J	1	61	1	0	1	1
B-8F	1	61	1	0	1	1
B-8GD	1	61	1	0	1	1
B-8H	1	61	1	0	1	1
B-8M	1	61	1	0	257	257
B-8M GYROCOPTER	1	61	1	0	5	5
B-8M MODIFIED	1	61	1	0	1	1
B-8MAJ	1	61	1	0	1	1
B-8ME	1	61	1	0	1	1
B-8MEJ	1	61	1	0	3	3
B-8MG	1	61	1	0	4	4
B-8MJ	1	61	1	0	1	1
B-8MJ 4318A	1	61	1	0	1	1
B-8MV	1	61	1	0	2	2
B-8MW	1	61	1	0	1	1
B-8TC	1	61	1	0	1	1
B-8V	1	61	1	0	1	1
B-8W	1	61	1	0	1	1
B-80	1	61	1	0	12	12
B-80A	1	61	1	0	2	2
B-80M	1	61	1	0	1	1
BARNET	2	61	1	0	1	1
BARNETT	1	61	1	0	1	1
BARNETT J-3	1	61	1	0	1	1
BARNETT J-3M	1	61	1	0	1	1
BARNETT J-4-B GYROPL	1	61	1	0	1	1

U.S. REGISTERED CIVIL AIRCRAFT
BY MANUFACTURER AND MODEL—NUMBER OF SEATS
AMATEUR/EXPERIMENTAL—ROTORCRAFT
AS OF DECEMBER 31, 1993

Model	Designation			Air Carrier	General Aviation	Total Aircraft
	Seats	Aircraft/ Engine Type	No. Engines			
BARNETT J3M	1	61	1	0	1	1
BARNETT J4B	1	61	1	0	5	5
BARNETT J4B-2	2	61	1	0	2	2
BARNETT J4B2	2	61	1	0	1	1
BARRETT BG5	1	61	1	0	1	1
BB-1	1	61	1	0	1	1
BENSEN	1	61	1	0	7	7
BENSEN AUTO-GYRO	1	61	1	0	1	1
BENSEN B M W	1	61	1	0	1	1
BENSEN B 8M	1	61	1	0	1	1
BENSEN B 8M GYROCOPT	1	61	1	0	1	1
BENSEN B 80	1	61	1	0	4	4
BENSEN B-7	1	61	1	0	1	1
BENSEN B-8	1	61	1	0	15	15
BENSEN B-8-M	1	61	1	0	2	2
BENSEN B-8-VW	1	61	1	0	1	1
BENSEN B-8CBG-1	1	61	1	0	1	1
BENSEN B-8M	1	61	1	0	123	123
BENSEN B-8ME	1	61	1	0	1	1
BENSEN B-8MEJ	1	61	1	0	1	1
BENSEN B-8MG	1	61	1	0	3	3
BENSEN B-8VW	1	61	1	0	1	1
BENSEN B-80	1	61	1	0	15	15
BENSEN B-80 A	1	61	1	0	1	1
BENSEN B-80A	1	61	1	0	3	3
BENSEN B-80M	1	61	1	0	1	1
BENSEN BM 8	1	61	1	0	1	1
BENSEN BM-1	1	61	1	0	1	1
BENSEN BM-8	1	61	1	0	1	1
BENSEN B7M	1	61	1	0	1	1
BENSEN B7MC	1	61	1	0	3	3
BENSEN B8	1	61	1	0	4	4
BENSEN B8 GYROGLIDER	1	61	1	1	1	2
BENSEN B8-M	1	61	1	0	4	4
BENSEN B8B	1	61	1	0	1	1
BENSEN B8M	2	61	1	0	66	66
BENSEN B8M GYRO	1	61	1	0	1	1
BENSEN B8MG	1	61	1	0	4	4
BENSEN B8MV	1	61	1	0	1	1
BENSEN B80	1	61	1	0	7	7
BENSEN B80M	1	61	1	0	1	1
BENSEN FRAME	1	61	1	0	1	1
BENSEN GYRO	1	61	1	0	1	1
BENSEN GYRO-COPTER	1	61	1	0	1	1
BENSEN GYROCOPTER	1	61	1	0	8	8
BENSEN GYROCOPTER B-	1	61	1	0	1	1
BENSEN GYROPLANE	2	61	1	0	1	1
BENSEN ROTORCRAFT	1	61	1	0	1	1
BENSEN STYLE GYRO	1	61	1	0	1	1
BENSEN 8-M	1	61	1	0	1	1
BENSEN 8MKCU	1	61	1	0	1	1

U.S. REGISTERED CIVIL AIRCRAFT
BY MANUFACTURER AND MODEL—NUMBER OF SEATS
AMATEUR/EXPERIMENTAL—ROTORCRAFT
AS OF DECEMBER 31, 1993

Model	Designation			Air Carrier	General Aviation	Total Aircraft
	Seats	Aircraft/ Engine Type	No. Engines			
BENSEN 8MKDLX	1	61	1	0	1	1
BENSEN-BROCK	1	61	1	0	1	1
BENSEN-B8MJ	1	61	1	0	1	1
BENSEN/KEFAUVER B80	1	61	1	0	1	1
BENSON AUTO GYRO	1	61	1	0	1	1
BENSON B-8M	1	61	1	0	6	6
BENSON B-80	1	61	1	0	2	2
BENSON B-81	1	61	1	0	1	1
BENSON BM80	2	61	1	0	1	1
BENSON B8	1	61	1	0	1	1
BENSON B8M	1	61	1	0	6	6
BENSON GYROCOPTER	2	61	1	0	1	1
BENSON GYROPLANE	1	61	1	0	1	1
BENSON/BROCK GYRO	1	61	1	0	1	1
BESEN B8MV	1	61	1	0	1	1
BETTIS 1	1	61	1	0	1	1
BG-1	2	61	1	0	1	1
BG5	1	61	1	0	1	1
BG5 GYRACAR	1	61	1	0	1	1
BG5 GYRACAR BARRETT	1	61	1	0	1	1
BK 117 A-3	8	63	2	0	2	2
BK 117 B-1	11	63	2	0	3	3
BKB2	1	61	1	0	1	1
BMA7872848	1	61	1	0	1	1
BM8	1	61	1	0	1	1
BO 105LS	6	63	2	0	1	1
BO 105LS A-3	6	63	2	0	1	1
BO-105C	6	63	2	0	2	2
BO-105S	5	63	2	0	2	2
BOBS EXEC	2	61	1	0	1	1
BP GYRO	2	61	1	0	1	1
BRINTON EXEC	21	61	10	0	1	1
BROCK KB2	1	61	1	0	1	1
BUMBLE BEE 500	1	61	1	0	1	1
BUMBLEBEE	1	61	1	0	1	1
BURTON SKY PONEY BG2	2	61	1	0	1	1
BVW-3	1	61	1	0	1	1
BW-01	1	61	1	0	1	1
B7-B8 GYRO	1	61	1	0	1	1
B7-M	1	61	1	0	1	1
B8	1	61	1	0	1	1
B8 GYROCOPTER	1	61	1	0	1	1
B8 MOD GYRO	1	61	1	0	1	1
B8-M	1	61	1	0	1	1
B8-M-V-4	1	61	1	0	1	1
B8C	1	61	1	0	1	1
B8M	1	61	1	0	30	30
B8M GIROPLANE	1	61	1	0	1	1
B8M GYRO	1	61	1	0	1	1
B8M GYROCOPTER	1	61	1	0	1	1
B8M LIPE	1	61	1	0	1	1

U.S. REGISTERED CIVIL AIRCRAFT
BY MANUFACTURER AND MODEL—NUMBER OF SEATS
AMATEUR/EXPERIMENTAL—ROTORCRAFT
AS OF DECEMBER 31, 1993

Model	Designation			Air Carrier	General Aviation	Total Aircraft
	Seats	Aircraft/ Engine Type	No. Engines			
B8ME	1	61	1	0	2	2
B8MG	1	61	1	0	1	1
B8MJ	1	61	1	0	1	1
B8MV	1	61	1	0	3	3
B8W HYDROGLIDER	1	60	0	1	0	1
B80	1	61	1	0	1	1
C	1	61	1	0	2	2
CACEK-1	1	61	1	0	1	1
CARPENTER/BENSEN	1	61	1	0	1	1
CG-200	2	61	1	0	1	1
CH-54B	20	63	1	0	3	3
CH-7	1	61	1	0	1	1
CHARLET 1	2	61	1	0	1	1
CHARLIE I	1	61	1	0	1	1
CHI	1	61	2	0	1	1
CHI ATI	1	61	1	0	1	1
CHOPPER II	2	61	1	0	1	1
CHOPPY MPI	1	61	1	0	1	1
CLEMENTS W7RC	1	61	1	0	1	1
CLOSE 8BM	1	61	1	0	1	1
COMMANDER	1	61	1	0	1	1
COMMANDER ELITE	1	61	1	0	3	3
COMMANDER TANDEM	2	61	1	0	2	2
COMMANDER 1000	1	61	1	0	1	1
COMMANDER 447	1	61	1	0	1	1
COMMANDER 500	1	61	1	0	2	2
COMMANDER 503	1	61	1	0	2	2
COMMANDER 532	1	61	1	0	1	1
COMMANDER 582	1	61	1	0	1	1
COMMANDER532 ELITE 2	2	61	1	0	2	2
COMMNDR TANDEM 1000	2	61	1	0	1	1
COMMUTER II	2	61	1	0	1	1
COMMUTER IIA	2	61	1	0	2	2
COMMUTER IIA/B	2	61	1	0	1	1
COMMUTER IIB	1	61	1	0	1	1
COMMUTER JR	1	61	1	0	1	1
COMMUTER JR.	1	61	1	0	1	1
COMMUTER 2A	2	61	1	0	1	1
CP-16	1	61	1	0	1	1
CRAFT GYROPLANE 200	2	61	1	0	1	1
CRM 1	1	61	1	0	1	1
CYGNUS 21	1	61	1	0	1	1
DAKI 530Z/IKENGA	1	61	1	0	1	1
DART II	1	61	1	0	1	1
DB-1	2	61	1	0	1	1
DD MODEL B	2	61	1	0	1	1
DD MODEL C	2	61	1	0	1	1
DHG B-8M	1	61	1	0	1	1
DH5	1	61	1	0	1	1
DLC1	1	61	1	0	1	1
DOMINATOR	1	61	1	0	3	3

U.S. REGISTERED CIVIL AIRCRAFT
BY MANUFACTURER AND MODEL—NUMBER OF SEATS
AMATEUR/EXPERIMENTAL—ROTORCRAFT
AS OF DECEMBER 31, 1993

Model	Designation			Air Carrier	General Aviation	Total Aircraft
	Seats	Aircraft/ Engine Type	No. Engines			
DOMINATOR BIG ONE	1	61	1	0	1	1
DOUBLE DUBER	2	61	1	0	1	1
DR EXEC	2	61	1	0	1	1
DRAGONFLY	1	61	1	0	1	1
DRONE	1	63	2	0	1	1
DTCHLND GMBH BK117C1	6	63	1	0	2	2
DUAL TRAINER	2	61	1	0	1	1
EAA-3	2	61	1	0	1	1
EAGLE 1	1	61	1	0	1	1
EARTH SPECTATOR	1	61	1	0	1	1
EH 1 01	1	63	1	0	1	1
EICH JE-2	2	61	1	0	1	1
EL LEGARTO	1	61	1	0	1	1
ELETE	2	61	1	0	2	2
ELITE 583	2	61	1	0	1	1
EMIGH-KRUEGER	2	61	1	0	1	1
ERIC COMMAND ECI	1	61	1	0	1	1
EXEC	2	61	1	0	20	20
EXEC LE	2	61	1	0	1	1
EXEC RW-152	1	61	1	0	1	1
EXEC 145	2	61	1	0	1	1
EXEC 152	2	61	1	0	1	1
EXEC 90	2	61	1	0	12	12
EXEC 90 B-A1	2	61	1	0	1	1
EXEC 90 ROTORWAY	2	61	1	0	1	1
EXEC-90 SL	2	61	1	0	1	1
EXEC/90M	2	61	1	0	1	1
EXECAIR	2	61	1	0	1	1
EXECUTIVE	2	61	1	0	6	6
EXECUTIVE SPECIAL	2	61	1	0	1	1
EXECUTIVE 90	2	61	1	0	1	1
F-28	3	61	1	0	1	1
F-28A	3	61	1	0	2	2
F-28C	3	61	1	0	1	1
F-28F	3	61	1	0	1	1
FB-02	1	61	1	0	1	1
FERRIE EXEC	2	61	1	0	1	1
FG-1A GYROCOPTER	1	61	1	0	1	1
FH-1100	4	63	1	0	3	3
FIELD/UTILITY	1	61	1	0	1	1
FLASH GYROPLANE	1	61	1	0	1	1
FLING WING	1	61	1	0	1	1
FLYING DUTCHMEN 11FD	1	61	1	0	1	1
FROG	2	61	1	0	1	1
FUESSEL SCORPION	2	61	1	0	1	1
FULARA (532 ELITE)	1	61	1	0	1	1
G-1	1	61	1	0	1	1
G-1 GYROCOPTER	1	61	1	0	1	1
GANS/BENSEN/BROCK	1	61	1	0	1	1
GATOR COPTER	1	61	1	0	1	1
GG B8M	1	61	1	0	1	1

U.S. REGISTERED CIVIL AIRCRAFT
BY MANUFACTURER AND MODEL—NUMBER OF SEATS
AMATEUR/EXPERIMENTAL—ROTORCRAFT
AS OF DECEMBER 31, 1993

Model	Designation			Air Carrier	General Aviation	Total Aircraft
	Seats	Aircraft/ Engine Type	No. Engines			
GG-1	1	61	1	0	1	1
GGAE 2-3	3	61	2	0	1	1
GHOST RIDER	1	61	1	0	1	1
GIROCOPTER	1	61	1	0	1	1
GIVANS / BROCK KB2	1	61	1	0	1	1
GLANVILLE SKYMASTER	2	61	1	0	1	1
GP 1	1	61	1	0	1	1
GRAMPAS SPECIAL	1	61	1	0	1	1
GRANDPAS SPECIAL	1	61	1	0	1	1
GREEN/KB2	1	61	1	0	1	1
GYRACAR BG5	1	61	1	0	8	8
GYRO	2	61	1	0	1	1
GYRO PLANE	1	61	1	0	1	1
GYRO TRAINER	2	61	1	0	1	1
GYRO-COPTER	1	61	1	0	3	3
GYRO-COPTER B8-M	1	61	1	0	1	1
GYRO-KOP-TER M-HAWK	1	61	1	0	1	1
GYRO-KOPP-TER	1	61	1	0	1	1
GYRO-PLANE IO-A	1	61	1	0	1	1
GYRO-PLANE RAF 2000	2	61	1	0	1	1
GYROCAR BG5	2	61	1	0	1	1
GYROCOPTER	1	61	1	0	13	13
GYROCOPTER B-8-L	1	61	1	0	1	1
GYROCOPTER BC-1	1	61	1	0	1	1
GYROCOPTER II	1	61	1	0	1	1
GYROCOPTER TR-1	1	61	1	0	1	1
GYROCOPTER-2	1	61	1	0	1	1
GYROPLANE	1	61	1	0	10	10
GYROPLANE (TELFORD)	1	61	1	0	1	1
GYROPLANE B-8M	1	61	1	0	1	1
GYTRAN	2	61	1	0	1	1
G56043T	1	61	1	0	1	1
H S EXEC	2	61	1	0	1	1
H-C101	1	61	1	0	1	1
H-1 RACER	1	61	1	0	1	1
H-13D	3	61	1	0	1	1
H-19	12	61	1	0	1	1
H-19D	12	61	1	0	4	4
H-3	1	61	1	0	1	1
H-34	14	61	1	0	1	1
HA 2M GYROCOPTER	2	61	1	0	1	1
HA-2M	2	61	1	0	1	1
HA-2M SPORSTER	2	61	1	0	1	1
HA-2M SPORTSTER	2	61	1	0	6	6
HALLER COPTER	1	61	1	0	1	1
HAWK 1X	1	61	1	0	1	1
HAWK 2X	1	61	1	0	1	1
HB-2	1	61	1	0	1	1
HELICOM COMMUTER H2	2	61	1	0	1	1
HELICOM H-1	1	61	1	0	1	1
HELICOM II B	2	61	1	0	1	1

U.S. REGISTERED CIVIL AIRCRAFT
BY MANUFACTURER AND MODEL—NUMBER OF SEATS
AMATEUR/EXPERIMENTAL—ROTORCRAFT
AS OF DECEMBER 31, 1993

Model	Designation			Air Carrier	General Aviation	Total Aircraft
	Seats	Aircraft/ Engine Type	No. Engines			
HELICOM-CONMUTER JR	2	61	1	0	1	1
HELICOPTER	1	69	2	0	1	1
HELOCOPTER	1	61	1	0	1	1
HENRY SPORT	1	61	1	0	1	1
HH-43F	2	61	1	0	2	2
HH-52A	20	63	1	0	4	4
HI CO 503W	1	61	1	0	1	1
HIGH FLIER-1	1	61	1	0	1	1
HILL EC-2	1	61	1	0	1	1
HILLMAN HORNET	2	61	1	0	1	1
HJ1 HORNET-VH-32	2	61	1	0	1	1
HM-3	2	61	1	0	1	1
HMB-1	1	61	1	0	1	1
HOBBYCOPTER	1	61	1	0	1	1
HOLLMANN HA-2-M	2	61	1	0	1	1
HOLTZ B-8M	1	61	1	0	1	1
HOME-BUILT	1	61	1	0	1	1
HOMEBUILT GYROCOPTER	1	61	1	0	1	1
HOMEBUILT HELIO	1	61	1	0	1	1
HOOKER 1	1	61	1	0	1	1
HRS-1	12	61	1	0	1	1
HUFF 1	1	61	1	0	1	1
HUMMINGBIRD	1	61	1	0	3	3
HURLEY 532	1	61	1	0	1	1
HURRICANE	1	61	1	0	1	1
HURRICANE 65	1	61	1	0	1	1
H1-B	1	61	1	0	1	1
H1754RW	2	61	1	0	1	1
H21B	21	61	1	0	2	2
IKENGA/GYGNUS 21P	1	61	1	0	1	1
IKENGA/UFO QUASAR	1	61	1	0	1	1
J BIRD	1	61	1	0	1	1
J-2	2	61	1	0	2	2
JADRNYS EXEC	2	61	1	0	1	1
JAG-EXEC 85	2	61	1	0	1	1
JB-1	1	61	1	0	1	1
JC-1	1	61	1	0	1	1
JEFF NEWTON	1	61	1	0	1	1
JHC GYRO PLANE	1	61	1	0	1	1
JIM 2 GYRO	2	61	1	0	1	1
JN B8M	1	61	1	0	1	1
JONESIE 4248	1	64	2	0	1	1
JP B-8M	1	61	1	0	1	1
JR-1-M	1	61	1	0	1	1
JRB 3	1	61	1	0	1	1
JU B8M	1	61	1	0	1	1
JWH-1	1	61	1	0	1	1
J2R	2	61	1	0	1	1
J3M	1	61	1	0	1	1
J4	1	61	1	0	1	1
J4-B	1	61	1	0	1	1

U.S. REGISTERED CIVIL AIRCRAFT
BY MANUFACTURER AND MODEL—NUMBER OF SEATS
AMATEUR/EXPERIMENTAL—ROTORCRAFT
AS OF DECEMBER 31, 1993

Model	Designation			Air Carrier	General Aviation	Total Aircraft
	Seats	Aircraft/ Engine Type	No. Engines			
J4B-2	2	61	1	0	2	2
K-COMMAND	1	61	1	0	1	1
K-1200	1	61	1	0	3	3
K-225	2	61	1	0	1	1
KB-1	1	61	1	0	1	1
KB-2	1	61	1	0	29	29
KB-2 GYROPLANE	1	61	1	0	2	2
KB-2G GYROPLANE	1	61	1	0	2	2
KB-2L	2	61	1	0	1	1
KB-3	1	61	1	0	3	3
KBSE1	1	61	1	0	1	1
KB2	1	61	1	0	3	3
KB2 GYROCOPTER	1	61	1	0	1	1
KB2 GYROPLANE	1	61	1	0	2	2
KB3	1	61	1	0	3	3
KEB B-8-M	1	61	1	0	1	1
KEB B8M	1	61	1	0	1	1
KEN BROCK KB 3	2	61	1	0	1	1
KEN BROCK KB-2	1	61	1	0	1	1
KEN BROCK KB-3	1	61	1	0	1	1
KENBRAK, KB-2	1	61	1	0	1	1
KENNETT RK-1	1	61	1	0	1	1
KERFOOT	1	61	1	0	1	1
KR-2	2	61	1	0	1	1
KV107-11	39	63	2	0	1	1
K3	2	61	1	0	1	1
L-10	1	61	10	0	1	1
LAG1	2	61	1	0	1	1
LAND ROVER	1	61	1	0	1	1
LB-1	1	61	1	0	1	1
LONG-EZE	1	61	1	0	1	1
LOOKIS-HORNET GYRO	1	61	1	0	1	1
LPT-300	2	61	1	0	1	1
LYON EXEC	2	61	1	0	1	1
M-1	1	61	1	0	1	1
MACHETE	2	61	1	0	1	1
MAD MAX II	2	61	1	0	1	1
MAD MAX 1	1	61	1	0	1	1
MANGOOS A1	2	61	1	0	1	1
MARA A C	2	61	1	0	1	1
MARCHETTI STARSHIP	1	61	1	0	1	1
MARCHETTI 263MP	2	61	1	0	1	1
MAX TOO SCORPION	2	61	1	0	1	1
MAXEY RM1	2	61	1	0	1	1
MB-2	1	61	1	0	1	1
MC	1	61	1	0	3	3
MCDONALD B80	1	61	1	0	1	1
MENZIE R2T	2	61	1	0	1	1
MENZIE 2-P	2	61	1	0	1	1
MI-GYRO	1	61	1	0	1	1
MI-NE-COPTER R-100	1	61	1	0	1	1

U.S. REGISTERED CIVIL AIRCRAFT
BY MANUFACTURER AND MODEL—NUMBER OF SEATS
AMATEUR/EXPERIMENTAL—ROTORCRAFT
AS OF DECEMBER 31, 1993

Model	Designation			Air Carrier	General Aviation	Total Aircraft
	Seats	Aircraft/ Engine Type	No. Engines			
MIMS AIR COMMAND	2	61	1	0	1	1
MINI 500	1	61	1	0	1	1
MINI 500 KIT	1	61	1	0	1	1
MODEL A	2	61	1	0	1	1
MODEL 100	1	61	1	0	1	1
MODEL 532	2	61	1	0	1	1
MODEL-1	1	61	1	0	1	1
MODIFIED	1	61	1	0	1	1
MODIFIED B-8M	1	61	1	0	1	1
MODIFIED KB-2	1	61	1	0	1	1
MODIFIED XYZ-001	1	61	1	0	1	1
MOSQUITO	1	61	1	0	1	1
MP-II	2	61	1	0	1	1
MS-2P GYROPLANE	2	61	1	0	1	1
MURRAY T	1	61	1	0	1	1
MUSTANG HELICOPTER	1	61	1	0	1	1
M79S	1	61	1	0	1	1
N&B - BM	1	61	1	0	1	1
N/A	1	61	1	0	1	1
NEISINGH EXEC	2	61	1	0	1	1
NELSON GYROCOPTER	1	61	1	0	1	1
NON-EUCLIDEAN SPECIA	1	61	1	0	1	1
OH-23D	4	61	1	0	1	1
OH-23G	4	61	1	0	1	1
OYLER ELITE	1	61	1	0	1	1
PARSON TWO	2	61	1	0	1	1
PARSON 2P	2	61	1	0	1	1
PARSONS	2	61	1	0	1	1
PARSONS BP2	2	61	1	0	1	1
PARSONS TWO PLACE	2	61	1	0	1	1
PARSONS 2+2	2	61	1	0	1	1
PARSONS 2P	2	61	1	0	1	1
PARSONS-CARPENTER II	2	61	1	0	1	1
PAT 01	2	61	1	0	1	1
PA39	2	61	1	0	1	1
PBR 1	1	61	1	0	1	1
PHOENIX	2	61	1	0	1	1
PITTS S2E	2	61	1	0	1	1
PK-B-7MC	1	61	1	0	1	1
PMGYRO	1	61	1	0	1	1
PM100	1	61	1	0	1	1
POE-1	1	61	1	0	1	1
R W EXEC 90	2	61	1	0	1	1
R/WAY SCORPION 133	1	61	1	0	1	1
RAF 2000	2	61	1	0	9	9
RAF 2000 GT	2	61	1	0	1	1
RAF 2000 GTX	2	61	1	0	2	2
RAF 2000 MENZIE	2	61	1	0	1	1
RAF-2000	2	61	1	0	1	1
RANDLE GYROPLANE	1	61	1	0	1	1
RANGER I	1	61	1	0	1	1

U.S. REGISTERED CIVIL AIRCRAFT
BY MANUFACTURER AND MODEL—NUMBER OF SEATS
AMATEUR/EXPERIMENTAL—ROTORCRAFT
AS OF DECEMBER 31, 1993

Model	Designation			Air Carrier	General Aviation	Total Aircraft
	Seats	Aircraft/ Engine Type	No. Engines			
RDR1	1	61	1	0	1	1
REM-AIRCOM	1	61	1	0	1	1
REMOTE SENSOR	1	61	1	0	1	1
RFD DOMINATOR	2	61	1	0	1	1
RING ONE	1	61	1	0	1	1
RITCHIE B8M	1	61	1	0	1	1
RK 180	2	61	1	0	1	1
RL-1	1	61	1	0	1	1
RO-1	1	61	1	0	1	1
ROEMBKE B-8M	1	61	1	0	2	2
ROGERS ROTORWAY	2	61	1	0	1	1
ROTA-1	1	61	1	0	1	1
ROTOCRAFT	1	61	1	0	2	2
ROTOR SPORT	2	61	1	0	1	1
ROTOR WAY EXEC	2	61	1	0	1	1
ROTOR-WAY EXEC	2	61	1	0	1	1
ROTORBUGGY	2	61	1	0	1	1
ROTORCRAFT	1	61	1	0	3	3
ROTORCRAFT SCORPION	1	61	1	0	1	1
ROTORCRAFT-GYROPLANE	1	61	1	0	1	1
ROTORCRAFT-RJ 2B	1	61	1	0	1	1
ROTORDYNE	1	61	1	0	1	1
ROTORWAY	2	61	1	0	1	1
ROTORWAY / EXEC	2	61	1	0	1	1
ROTORWAY ELETE	2	61	1	0	1	1
ROTORWAY EXC	1	61	1	0	1	1
ROTORWAY EXEC	2	61	1	0	139	139
ROTORWAY EXEC 152	2	61	1	0	1	1
ROTORWAY EXEC 152D	2	61	1	0	1	1
ROTORWAY EXEC 90	2	61	1	0	24	24
ROTORWAY EXECUTIVE	2	61	1	0	7	7
ROTORWAY INTL EXEC90	2	61	1	0	1	1
ROTORWAY RW133	2	61	1	0	1	1
ROTORWAY SCORPION	2	61	1	0	4	4
ROTORWAY SCORPION I	1	61	1	0	1	1
ROTORWAY SCORPION II	2	61	1	0	2	2
ROTORWAY TRANS-1	2	61	1	0	1	1
ROTORWAY WR EXEC	2	61	1	0	1	1
ROTORWAY 152 EXEC	2	61	1	0	1	1
ROTORWAY-EXEC	2	61	1	0	2	2
ROTORY AIR FRCE 2000	2	61	1	0	1	1
ROTOWAY EXEC	2	61	1	0	3	3
RRH 1	2	61	1	0	1	1
RRKB8M GYROPLANE	1	61	1	0	1	1
RSB	1	61	1	0	1	1
RW 133	2	61	1	0	1	1
RW 152	2	61	1	0	1	1
RW-1	1	61	1	0	1	1
RW-133	2	61	1	0	2	2
RW133	2	61	1	0	1	1
RYDER B-8M	1	61	1	0	1	1

U.S. REGISTERED CIVIL AIRCRAFT
BY MANUFACTURER AND MODEL—NUMBER OF SEATS
AMATEUR/EXPERIMENTAL—ROTORCRAFT
AS OF DECEMBER 31, 1993

Model	Designation			Air Carrier	General Aviation	Total Aircraft
	Seats	Aircraft/ Engine Type	No. Engines			
R2	2	61	1	0	1	1
R22	2	61	1	0	5	5
R22 ALPHA	2	61	1	0	1	1
R22 BETA	2	61	1	0	3	3
R44	4	61	1	0	3	3
S A C ROTOR ROCKET	1	61	1	0	1	1
S 1	1	61	1	0	1	1
S-51	4	61	1	0	1	1
S-52-3	4	61	1	0	1	1
S-55	2	61	1	0	3	3
S-58B	14	61	1	0	2	2
S-58ET	14	63	1	0	1	1
S-58JT	14	63	1	0	1	1
S-58T	18	62	2	2	0	2
S-61N	28	63	2	0	2	2
S-70A-24	18	63	2	0	1	1
S-76	14	63	2	0	2	2
S-76A	14	63	2	0	10	10
S-76B	14	63	2	0	7	7
SA 318C ALOUETTE AST	5	63	1	0	1	1
SA315B ALOUETTE III	7	63	1	0	1	1
SA315B LAMA	5	63	1	0	2	2
SA316B ALOUETTE III	7	63	1	0	1	1
SA341G GAZELLE	5	63	1	0	4	4
SA365N	6	63	2	0	3	3
SB 110	1	61	1	0	1	1
SB-1	1	61	1	0	1	1
SCHRODER EXEC	2	61	1	0	1	1
SCOPION TOO	1	61	1	0	1	1
SCORPIAN II	2	61	1	0	1	1
SCORPIAN TOO	1	61	1	0	2	2
SCORPIAN 133	2	61	1	0	1	1
SCORPIN II	1	61	1	0	1	1
SCORPION	2	61	1	0	23	23
SCORPION EXEC	2	61	1	0	1	1
SCORPION EXEC.	2	61	1	0	1	1
SCORPION HELICOPTER	1	61	1	0	1	1
SCORPION I	1	61	1	0	3	3
SCORPION II	2	61	1	0	12	12
SCORPION II 76-140	2	61	1	0	1	1
SCORPION K-R	1	61	1	0	1	1
SCORPION MARK I	1	61	1	0	1	1
SCORPION MOD. CM-73	1	61	1	0	1	1
SCORPION R-133	2	61	1	0	1	1
SCORPION RGJ-133	2	61	1	0	1	1
SCORPION RW 133	2	61	1	0	1	1
SCORPION RW-133	2	61	1	0	4	4
SCORPION RW133	2	61	1	0	5	5
SCORPION TOD BJ201	1	61	1	0	1	1
SCORPION TOO	2	61	1	0	92	92
SCORPION TOO MT-1976	2	61	1	0	1	1

U.S. REGISTERED CIVIL AIRCRAFT
BY MANUFACTURER AND MODEL—NUMBER OF SEATS
AMATEUR/EXPERIMENTAL—ROTORCRAFT
AS OF DECEMBER 31, 1993

Model	Designation			Air Carrier	General Aviation	Total Aircraft
	Seats	Aircraft/ Engine Type	No. Engines			
SCORPION TOO RW133	2	61	1	0	1	1
SCORPION TOO S-2	2	61	1	0	1	1
SCORPION TOO SP-2	2	61	1	0	1	1
SCORPION TOO 133	2	61	1	0	3	3
SCORPION TOO 75	2	61	1	0	1	1
SCORPION TOO-RW133	2	61	1	0	1	1
SCORPION TOO-S268433	2	61	1	0	1	1
SCORPION TOO-1	1	61	1	0	1	1
SCORPION TOO-133	2	61	1	0	8	8
SCORPION TWO	2	61	1	0	8	8
SCORPION TWO A	2	61	1	0	1	1
SCORPION TWO 135683	2	61	1	0	1	1
SCORPION WM-1	1	61	1	0	1	1
SCORPION 1	1	61	1	0	1	1
SCORPION 133	2	61	1	0	72	72
SCORPION 133-52655	2	61	1	0	1	1
SCORPION 145	1	61	1	0	3	3
SCORPION 2	2	61	1	0	1	1
SCORPION-I	1	61	1	0	1	1
SCORPION-II	2	61	1	0	2	2
SCORPION-1	1	61	1	0	2	2
SCORPION-133	2	61	1	0	3	3
SCORPION-2	2	61	1	0	3	3
SCORPRION 133	2	61	1	0	1	1
SEGO TOOL	1	61	1	0	1	1
SG-3	2	61	1	0	1	1
SG2	2	61	1	0	1	1
SKID=DKTL-4S	1	61	1	0	1	1
SKY COMMUTER	2	61	1	0	2	2
SKY CYCLE	1	64	1	0	1	1
SKY HAWK	4	61	1	0	1	1
SKY NCOMMUTER	2	61	1	0	1	1
SKYCOPTER	1	63	2	0	1	1
SNO BIRD 503S	1	61	1	0	1	1
SNO BIRD 532	1	61	1	0	1	1
SNO BIRD 636	2	61	1	0	1	1
SNO-BIRD XL	1	61	1	0	1	1
SNOBIRD 582S	1	61	1	0	1	1
SNOBIRD 636D4	2	61	1	0	3	3
SORPION HELICOPTER	1	61	1	0	1	1
SP-B	1	61	1	0	2	2
SRH-2	2	61	1	0	1	1
STARCRAFT 1	2	61	8	0	1	1
STROJNIK S2A	1	61	1	0	1	1
STROMAN B8M	1	61	1	0	1	1
STYIAS	1	61	1	0	1	1
SUMMIT 23	1	61	1	0	1	1
SUPER SCORPION	2	61	1	0	1	1
S1	1	61	1	0	2	2
S55B	12	63	1	0	1	1
TAC-1	1	61	1	0	1	1

U.S. REGISTERED CIVIL AIRCRAFT
BY MANUFACTURER AND MODEL—NUMBER OF SEATS
AMATEUR/EXPERIMENTAL—ROTORCRAFT
AS OF DECEMBER 31, 1993

Model	Designation			Air Carrier	General Aviation	Total Aircraft
	Seats	Aircraft/ Engine Type	No. Engines			
TH-1L	6	63	1	0	1	1
TH-13T	3	61	1	0	1	1
TH-28	3	63	1	0	1	1
TH-55	2	61	1	0	1	1
TH-55A	2	61	1	0	48	48
TIGER SHARK	1	61	1	0	1	1
TOM CAT MARK 5A	3	61	1	0	1	1
TOMCAT MK6B	3	61	1	0	1	1
TRC-503	1	61	1	0	1	1
TRC-532	1	61	1	0	1	1
TRUE EXEC II	2	61	1	0	1	1
TST-1	1	61	1	0	1	1
TURBO SCORPION 133	2	61	1	0	1	1
TWINSTAR	2	61	1	0	1	1
TWO-UP	2	61	1	0	1	1
T4M	1	61	1	0	1	1
UH-1B	6	63	1	0	9	9
UH-1F	6	63	1	0	2	2
UH-1H	15	63	1	0	5	5
UH-1L	6	63	1	0	3	3
UH-1X MILITARY	6	61	1	0	1	1
UH-12-B	3	61	1	0	1	1
UH-12A	4	61	1	0	1	1
UH-12B	4	61	1	0	3	3
UH-12C	4	61	1	0	4	4
UH-12D	4	61	1	0	4	4
UH-12E	4	61	1	0	11	11
UH-12E4	4	63	1	0	1	1
UH-19B	12	61	1	0	1	1
UH-34D	14	61	1	0	1	1
UH-34G	14	61	1	0	2	2
UL EXP	1	61	1	0	1	1
ULH-1	1	61	1	0	1	1
ULTIMATE II	2	61	1	0	1	1
VANCRAFT	2	61	1	0	5	5
VANCRAFT GYROPLANE	2	61	1	0	1	1
VANCRAFT N-3	1	61	1	0	1	1
VANCRAFT V-1	1	61	1	0	1	1
VANCRAFT V7246B	2	61	1	0	1	1
VANCRAFT 3	1	61	1	0	1	1
VET 001	2	61	1	0	1	1
VH-4	4	61	1	0	1	1
VHB-2	1	61	1	0	1	1
VICTOR B-8M	1	61	1	0	1	1
VOLKSPLANE	1	61	1	0	1	1
VOLKSPLANECNG-VKS-65	1	61	1	0	1	1
WARNER FM RTWAY EXEC	2	61	1	0	1	1
WEATHERS HOWARD D	1	61	1	0	1	1
WERLYBIRD	1	61	1	0	1	1
WESSEX 60 SER-1	16	63	1	0	1	1
WF04 SU101 TC46	1	61	1	0	1	1

U.S. REGISTERED CIVIL AIRCRAFT
BY MANUFACTURER AND MODEL—NUMBER OF SEATS
AMATEUR/EXPERIMENTAL—ROTORCRAFT
AS OF DECEMBER 31, 1993

Model	Designation			Air Carrier	General Aviation	Total Aircraft
	Seats	Aircraft/ Engine Type	No. Engines			
WGT-1A	2	61	1	0	1	1
WHITE BIRD	2	61	1	0	1	1
WILLI 2	1	61	1	0	1	1
WIND DANCER MK-I	1	61	1	0	1	1
WIND RYDER	1	61	1	0	1	1
WINDRYDER	1	61	1	0	2	2
WOLF	1	61	1	0	1	1
WOODS EXEC	2	61	1	0	1	1
WT3	2	61	1	0	1	1
X-1 GYRO	1	61	1	0	1	1
X-100 A	2	61	1	0	1	1
X-2 GYRO	1	61	1	0	1	1
XAN-7	2	61	1	0	1	1
XP II (XP2)	1	61	1	0	1	1
XRG-65	2	61	1	0	1	1
YATES GYROPLANE	1	61	1	0	1	1
YC-3A	1	61	1	0	1	1
YF-1	1	61	1	0	1	1
YROE-1	1	61	1	0	1	1
ZMA-000	1	61	1	0	1	1
1	2	61	1	0	5	5
1CB	1	61	1	0	1	1
100	1	61	1	0	1	1
18A	2	61	1	0	4	4
1966	1	61	1	0	1	1
1968-AD	1	61	1	0	1	1
1993	2	61	1	0	1	1
1993 BLADERUNNER	2	61	1	0	1	1
2A 01	2	61	1	0	1	1
2U6	2	61	1	0	1	1
200E	2	61	1	0	1	1
200J	2	64	2	0	1	1
204	6	63	1	0	1	1
205A-1	15	63	1	0	2	2
206A	4	63	1	0	2	2
206B	5	63	1	0	15	15
206L	1	61	1	0	3	3
206L-1	7	63	1	0	12	12
206L-3	7	63	1	0	5	5
209	2	63	1	0	1	1
212	15	63	2	2	10	12
214ST	18	63	2	0	2	2
222	10	63	2	0	3	3
222U	10	63	2	0	1	1
222UT	10	63	2	0	2	2
234LR	35	63	2	0	1	1
269A	2	61	1	0	4	4
269B	3	61	1	0	1	1
269C	3	61	1	0	2	2
269C-1	3	61	1	0	1	1
269D	3	63	1	0	2	2

U.S. REGISTERED CIVIL AIRCRAFT
BY MANUFACTURER AND MODEL—NUMBER OF SEATS
AMATEUR/EXPERIMENTAL—ROTORCRAFT
AS OF DECEMBER 31, 1993

Model	Designation			Air Carrier	General Aviation	Total Aircraft
	Seats	Aircraft/ Engine Type	No. Engines			
280FX	3	63	1	0	1	1
280FXT	3	63	1	0	1	1
301	11	63	2	0	1	1
305	5	61	1	0	2	2
360	24	63	2	0	1	1
369D	4	63	1	0	9	9
369E	4	63	1	0	2	2
369F	4	63	1	0	2	2
369F/530F	4	62	1	0	1	1
369FF	4	63	1	0	2	2
369H	4	63	1	0	1	1
369HS	4	63	1	0	3	3
412	15	63	2	1	9	10
447	1	61	1	0	1	1
447 COMMANDER	1	61	1	0	1	1
47D1	3	61	1	0	2	2
47D1G	3	61	1	0	1	1
47G	3	61	1	0	7	7
47G-SUPER C-4	3	61	1	0	1	1
47G-2	3	61	1	0	2	2
47G-2A	3	61	1	0	1	1
47G-3B-1	3	61	1	0	5	5
47G-3B-2	3	61	1	0	1	1
47G-4	3	61	1	0	4	4
47G-4A	3	61	1	0	1	1
47G-5	3	61	1	0	1	1
47G-5A	3	61	1	0	1	1
47H-1	3	61	1	0	1	1
47J-2	4	61	1	0	1	1
500	4	63	1	0	1	1
500-E	4	63	1	0	1	1
500N	4	63	1	0	2	2
503	1	61	1	0	1	1
503 AIR COMMAND	1	61	1	0	4	4
503 SPORT	1	61	1	0	1	1
532	1	61	1	0	1	1
532 AIR COMMANDER	1	61	1	0	1	1
532 COMMANDER	1	61	1	0	3	3
532 COMMANDER ELITE	1	61	1	0	10	10
532 ELITE	2	61	1	0	6	6
532 ELITE AIR COMNDR	1	61	1	0	1	1
532ELITE AIR COMMAND	1	61	1	0	1	1
582	2	61	1	0	1	1
583 COMMANDER	2	61	1	0	1	1
8 BM	1	61	1	0	1	1
8 KDLX	1	61	1	0	1	1
8-M	1	61	1	0	1	1
8BM	1	61	1	0	1	1
80M/KB-2	1	61	1	0	1	1
90 GYROCOPTER	1	61	1	0	1	1
ROTOR REC ENGINE	—	61	—	0	2,088	2,088

U.S. REGISTERED CIVIL AIRCRAFT
BY MANUFACTURER AND MODEL—NUMBER OF SEATS
AMATEUR/EXPERIMENTAL—ROTORCRAFT
AS OF DECEMBER 31, 1993

Model	Designation			Air Carrier	General Aviation	Total Aircraft
	Seats	Aircraft/ Engine Type	No. Engines			
ROTOR TURBOPROP	—	62	—	2	1	3
ROTOR TURBOSHAFT	—	63	—	3	201	204
ROTOR TURBOJET	—	64	—	0	3	3
ROTOR ENG UNKN	—	69	—	0	1	1
TOTAL	—	—	—	**5**	**2,294**	**2,299**

U.S. REGISTERED CIVIL AIRCRAFT
BY MANUFACTURER AND MODEL—NUMBER OF SEATS
AMATEUR/EXPERIMENTAL—GLIDER
AS OF DECEMBER 31, 1993

Model	Designation			Air Carrier	General Aviation	Total Aircraft
	Seats	Aircraft/ Engine Type	No. Engines			
A	1	10	0	0	1	1
ADENIAN	1	10	0	0	1	1
AERO-5	1	10	0	0	1	1
AM EAGLE	1	11	1	0	1	1
AM EAGLET	1	11	1	0	1	1
AM-EAGLET	1	11	1	0	1	1
AMATEUR BUILT	1	10	0	0	2	2
AMATEUR BUILT GLIDER	1	10	0	0	1	1
AMERICAN EAGLET	1	11	1	0	10	10
AMERICAN FALCON	1	10	0	0	1	1
AMERICAN SPIRIT	1	10	0	0	1	1
AMT-100	2	11	1	0	1	1
ANNEBULA	1	10	0	0	1	1
APPLEBAY ZUNI	1	10	0	0	1	1
AR 124	1	10	0	0	2	2
AS-W12	1	10	0	0	5	5
ASH 25 E	2	10	0	0	2	2
ASH25	2	10	0	0	5	5
ASK-14	1	11	1	0	7	7
ASK-21	2	10	0	0	2	2
ASK-23	2	10	0	0	2	2
ASW-15	1	10	0	0	7	7
ASW-15B	1	10	0	0	2	2
ASW-17	1	10	0	0	3	3
ASW-19	1	10	0	0	14	14
ASW-20	1	10	0	0	78	78
ASW-20BL	1	10	0	0	6	6
ASW-20C	1	10	0	0	17	17
ASW-20CL	1	10	0	0	2	2
ASW-20L	1	10	0	0	5	5
ASW-20XV	1	10	0	0	1	1
ASW-24	2	10	0	0	29	29
ASW20B	1	10	0	0	13	13
ASW20F	1	10	0	0	1	1
ASW22	1	10	0	0	3	3
B-8	1	10	0	0	1	1
BA-100	1	10	0	0	6	6
BB-1	2	11	1	0	1	1
BD IV	4	11	1	0	1	1
BEKAS 1-A	1	10	0	0	1	1
BENSEN B-8	1	11	1	0	1	1
BENSEN B-8M	1	11	1	0	1	1
BERGFALKE II-55	2	10	0	0	1	1
BG 12 BD	1	10	0	0	3	3
BG 12B	1	10	0	0	2	2
BG-12-16	1	10	0	0	1	1
BG-12A	1	10	0	0	12	12
BG-12B	1	10	0	0	15	15
BG-12B-WG	1	10	0	0	1	1
BG-12BD	1	10	0	0	10	10
BG-12L	1	10	0	0	1	1

U.S. REGISTERED CIVIL AIRCRAFT
BY MANUFACTURER AND MODEL—NUMBER OF SEATS
AMATEUR/EXPERIMENTAL—GLIDER
AS OF DECEMBER 31, 1993

Model	Designation			Air Carrier	General Aviation	Total Aircraft
	Seats	Aircraft/ Engine Type	No. Engines			
BG-7	1	10	0	0	1	1
BG12-C	1	10	0	0	1	1
BG12B	1	10	0	0	3	3
BG12BD	1	10	0	0	1	1
BJ-1B	1	10	0	0	3	3
BJ-1B DUSTER	1	10	0	0	10	10
BJ1-B DUSTER	1	10	0	0	1	1
BJ1B	1	10	0	0	1	1
BJ1B DUSTER	1	10	0	0	2	2
BJ1B DUSTER/GLIDER	1	10	0	0	1	1
BLANIK L-13	2	10	0	0	5	5
BMW-1	1	11	1	0	1	1
BOWLUS BA-100	1	10	0	0	3	3
BRIAN HP-16T	1	10	0	0	1	1
BRIEGLEB BG-12	1	10	0	0	2	2
BRIEGLEB BG-12-BD	1	10	0	0	1	1
BRIEGLEB BG-12A	1	10	0	0	2	2
BRIEGLEB BG-12BD	1	10	0	0	1	1
BRIEGLEB BG-6	1	11	0	0	1	1
BRIEGLEB BG12-16	1	10	0	0	1	1
BRIEGLEB BG12B	1	10	0	0	1	1
BRIEGLEB BG12BD	1	10	0	0	2	2
BRIEGLED BG12A	1	10	0	0	1	1
BRYAN ACFT RS-15	1	10	0	0	1	1
BRYAN AIRCRAFT RS-15	1	10	0	0	2	2
BS-1	1	10	0	0	3	3
BTS-100	2	10	0	0	1	1
BULLET 160	2	11	1	0	1	1
BWI	1	10	0	0	1	1
C-70	1	10	0	0	2	2
CALIF A-21	2	10	0	0	1	1
CAPTIVE GAS	1	10	0	0	2	2
CAROUSEL 1	1	10	0	0	1	1
CBS-1	1	10	0	0	1	1
CELSTAR GA-1	1	10	0	0	2	2
CG-1 SUNDANCER	1	11	1	0	1	1
CHEROKEE II	1	11	1	0	20	20
CHEROKEE II HMH	1	10	0	0	1	1
CHEROKEE II RM	1	10	0	0	1	1
CHEROKEE QUEEN	1	10	0	0	1	1
CHEROKEE RM	1	10	0	0	3	3
CHEROKEE 2	1	10	0	0	1	1
CHEROKEE 2 SAILPLANE	1	10	0	0	1	1
CHEROKEE-II	1	10	0	0	3	3
CHINOOK	2	10	0	0	1	1
CIRRUS	1	10	0	0	2	2
CONCEPT 70	1	10	0	0	12	12
CONCEPT-70	1	10	0	0	2	2
CONDOR IV.2	2	10	0	0	1	1
CSG-1	1	10	0	0	1	1
CW-1	1	10	0	0	1	1

U.S. REGISTERED CIVIL AIRCRAFT
BY MANUFACTURER AND MODEL—NUMBER OF SEATS
AMATEUR/EXPERIMENTAL—GLIDER
AS OF DECEMBER 31, 1993

Model	Designation			Air Carrier	General Aviation	Total Aircraft
	Seats	Aircraft/ Engine Type	No. Engines			
C100S	1	10	0	0	1	1
D-38	1	10	0	0	1	1
D-8	1	10	0	0	1	1
D-8 SAILPLANE	1	11	0	0	1	1
D-8A	1	10	0	0	1	1
DART T.51	1	10	0	0	1	1
DBS-1	1	10	0	0	1	1
DG 300	1	10	0	0	22	22
DG 600	1	10	0	0	2	2
DG-100	1	10	0	0	2	2
DG-100G	1	10	0	0	5	5
DG-200	1	10	0	0	8	8
DG-202	1	10	0	0	1	1
DG-300 ELAN	1	10	0	0	2	2
DG-400	1	10	0	0	30	30
DG-400M/17	1	11	1	0	1	1
DG-500M	2	11	1	0	1	1
DG-600M	1	10	0	0	1	1
DGM-1	1	11	1	0	1	1
DIAMANT 16.5	1	10	0	0	4	4
DISCUS A	1	10	0	0	8	8
DISCUS B	1	10	0	0	16	16
DUSTER	1	10	0	0	5	5
DUSTER BJ 1B	1	10	0	0	1	1
DUSTER BJ-1B	1	10	0	0	10	10
DUSTER BJB-11	1	10	0	0	1	1
DUSTER BJ1B	1	10	0	0	6	6
EAGLET	1	11	1	0	4	4
EASY RISER	1	10	0	0	1	1
EASYRISER	1	11	1	0	3	3
EASYRISER 4000	1	11	1	0	1	1
EGRETT 1	1	10	0	0	1	1
EJ-1	1	10	0	0	1	1
EPB-1C	1	10	0	0	2	2
ES 59 ARROW	1	10	0	0	1	1
ESKUE-2	1	10	1	0	1	1
ES60/II BOOMERANG	1	10	0	0	1	1
EXPLORER PG-1	1	10	0	0	1	1
FASHION FROCKS GB1A	1	10	0	0	1	1
FB-100	2	10	0	0	1	1
FFA HBV-DIAMANT 16.5	1	10	0	0	6	6
FJ-1	1	10	0	0	1	1
FLATLANDER DS-5P	1	11	1	0	1	1
FLYING PLANK EPB-1C	1	10	0	0	1	1
FM-1	1	10	0	0	1	1
FOOT LAUNCH AIRCYCLE	1	11	1	0	1	1
FOURNIER R.F.4.D	1	11	1	0	13	13
FOURNIER R.F.5	2	11	1	0	2	2
FREEDOM FALCON FF1	1	11	1	0	1	1
FRIGATE II	2	10	0	0	1	1
FS-1	1	10	0	0	1	1

U.S. REGISTERED CIVIL AIRCRAFT
BY MANUFACTURER AND MODEL—NUMBER OF SEATS
AMATEUR/EXPERIMENTAL—GLIDER
AS OF DECEMBER 31, 1993

Model	Designation			Air Carrier	General Aviation	Total Aircraft
	Seats	Aircraft/ Engine Type	No. Engines			
G 103 TWIN II	2	10	0	0	1	1
G-109B	2	11	1	0	1	1
GA-II	1	10	0	0	1	1
GABCO FLYER	1	10	0	0	1	1
GEHRLEIN GP-1	1	10	0	0	2	2
GHW-2	1	10	0	0	1	1
GLASFLUEGEL	1	10	0	0	1	1
GLIDER	1	10	0	0	4	4
GP-1	1	10	0	0	2	2
GRASSHOPPER D-8	1	10	0	0	1	1
GROB G115C	1	10	0	0	1	1
GROB G115D	1	10	0	0	1	1
GRUNAU BABY IIB	1	10	0	0	1	1
GULL	1	10	0	0	1	1
GW-1	1	10	0	0	1	1
GW-2	1	10	0	0	1	1
GW-4	1	10	0	0	1	1
GW-7	1	10	0	0	1	1
GW4A	1	10	0	0	1	1
GW5	1	10	0	0	1	1
G102 ASTIR CS	1	10	0	0	10	10
G102 CLUB ASTIR IIIB	1	10	0	0	3	3
G102 STANDARD III	1	10	0	0	2	2
G103 TWIN ASTIR	2	10	0	0	2	2
G103C TWIN III ACRO	2	10	0	0	1	1
G109	2	11	1	0	3	3
H 301	1	10	0	0	1	1
H 301 B LIBELLE	1	10	0	0	5	5
H 301 LIBELLE	1	10	0	0	18	18
H. S. 127	1	10	0	0	1	1
H.P.-16	1	10	0	0	1	1
H-1	1	10	0	0	1	1
HA-S-3 HOBBY	1	10	0	0	1	1
HAWK 2	1	10	0	0	1	1
HAWK-MODEL 4	1	10	0	0	1	1
HB-2	1	10	0	0	1	1
HBV DIAMANT	1	10	0	0	1	1
HBV DIAMANT 18	1	10	0	0	5	5
HM-L3A	1	10	0	0	1	1
HM-1	1	10	0	0	1	1
HOBBY	1	10	0	0	1	1
HOME BUILT	1	11	1	0	1	1
HOMEBUILT HP-16	1	10	0	0	1	1
HOMEMADE GLIDERPLANE	2	11	1	0	1	1
HORNET	1	10	0	0	1	1
HORNET C	1	10	0	0	2	2
HP 18	1	10	0	0	1	1
HP-10	1	10	0	0	5	5
HP-11	1	10	0	0	4	4
HP-11-A	1	10	0	0	4	4
HP-11A	1	10	0	0	12	12

U.S. REGISTERED CIVIL AIRCRAFT
BY MANUFACTURER AND MODEL—NUMBER OF SEATS
AMATEUR/EXPERIMENTAL—GLIDER
AS OF DECEMBER 31, 1993

Model	Designation			Air Carrier	General Aviation	Total Aircraft
	Seats	Aircraft/ Engine Type	No. Engines			
HP-11AW	1	10	0	0	1	1
HP-12A	1	10	0	0	2	2
HP-13	1	10	0	0	1	1
HP-13-H	1	10	0	0	1	1
HP-13A	1	10	0	0	1	1
HP-14	1	10	0	0	24	24
HP-14 CT-2	1	10	0	0	1	1
HP-14 SAILPLANE	1	10	0	0	3	3
HP-14-T	1	10	0	0	1	1
HP-14B	1	10	0	0	1	1
HP-14T	1	10	0	0	1	1
HP-14T AIRMATE	1	10	0	0	1	1
HP-1421	1	10	0	0	1	1
HP-15	1	10	0	0	1	1
HP-15/18	1	10	0	0	1	1
HP-16	1	10	0	0	5	5
HP-16 SAILPLANE	1	10	0	0	1	1
HP-18	1	10	0	0	32	32
HP-18 SAILPLANE	1	10	0	0	1	1
HP-18-55	1	10	0	0	1	1
HP-18M	1	10	0	0	1	1
HP-9	1	10	0	0	1	1
HP11-15	1	10	0	0	1	1
HP13	1	10	0	0	1	1
HP14	1	10	0	0	1	1
HP14T	1	10	0	0	1	1
HP18	1	10	0	0	1	1
HUMMER-B	1	11	1	0	1	1
H121 GLOBETROTTER	1	10	0	0	1	1
ICARUS II	1	11	1	0	1	1
II	1	10	0	0	12	12
II/55	1	11	1	0	1	1
IS-28B2	2	10	0	0	7	7
IS-29D	1	10	0	0	3	3
IS-29D2	1	10	0	0	1	1
IS-32	1	10	1	0	2	2
J. W. BOCK-1	1	10	0	0	1	1
J-4	1	10	0	0	2	2
JANA LINN 0-2	1	10	0	0	1	1
JANTAR STD 2	1	10	0	0	1	1
JANTAR 2B SZD-42-2	1	10	0	0	3	3
JANTAR 48-3 STD III	1	10	0	0	1	1
JANTAR-2A-SZD 42-1	1	10	0	0	9	9
JANUS C	2	10	0	0	5	5
JANUS-CM	2	10	0	0	1	1
JFC4	1	10	0	0	1	1
JH-1	1	10	0	0	1	1
JS WEIHE	1	10	0	0	1	1
JUNCO	1	11	1	0	1	1
K. G NIMBUS II	2	10	0	0	5	5
K-16	1	10	0	0	1	1

U.S. REGISTERED CIVIL AIRCRAFT
BY MANUFACTURER AND MODEL—NUMBER OF SEATS
AMATEUR/EXPERIMENTAL—GLIDER
AS OF DECEMBER 31, 1993

Model	Designation			Air Carrier	General Aviation	Total Aircraft
	Seats	Aircraft/ Engine Type	No. Engines			
K-17	1	10	0	0	1	1
KA 6 BR	1	10	0	0	2	2
KA 6 CR	1	10	0	0	2	2
KA 6 E	1	10	0	0	2	2
KA-1	1	10	0	0	1	1
KA2	2	10	0	0	1	1
KA4	1	10	0	0	1	1
KESTREL	1	10	0	0	3	3
KIRBY GULL	1	10	0	0	1	1
KK-I-E UTU	1	10	0	0	1	1
KOMET	1	10	0	0	1	1
KR-03A	1	10	0	0	1	1
KVL 41	1	11	1	0	1	1
L SPATZ III	2	10	0	0	1	1
L SPATZ-55	1	10	0	0	1	1
L 33 SOLO	2	10	0	0	2	2
L-106	1	10	0	0	1	1
L-13 SE VIVAT	2	11	1	0	5	5
L-23 SUPER BLANIK	2	10	0	0	12	12
LAISTER LP-49	1	10	0	0	1	1
LAK-12	1	10	0	0	2	2
LHP-18	1	10	0	0	1	1
LIGHTWING	1	11	1	0	1	1
LK-10A	2	10	0	0	2	2
LM-1	1	10	0	0	1	1
LO-150	1	10	0	0	1	1
LP-15	1	10	0	0	9	9
LP-15B	1	10	0	0	2	2
LP-46	1	10	0	0	1	1
LP-49	1	10	0	0	4	4
LP-49MS	1	10	0	0	1	1
LS 4A	1	10	0	0	13	13
LS 7	1	10	0	0	3	3
LS-1B	1	10	0	0	2	2
LS-1C	1	10	0	0	5	5
LS-3	1	10	0	0	11	11
LS-3-17	1	10	0	0	4	4
LS-4	1	10	0	0	34	34
LS-6	1	10	0	0	21	21
LS-6A	1	10	0	0	2	2
LS-6B	1	10	0	0	12	12
LSG-1	1	10	0	0	1	1
LS1-F	1	10	0	0	2	2
LS3-A	1	10	0	0	17	17
M-100S	1	10	0	0	1	1
M-2-153	1	10	0	0	1	1
MAN POWERED ORIGINAL	1	10	0	0	1	1
MAP-3	1	10	0	0	1	1
MARCO J-5	1	11	1	0	1	1
MARCO J5	1	11	1	0	1	1
MEAD PRIMARY GLIDER	1	10	0	0	1	1

U.S. REGISTERED CIVIL AIRCRAFT
BY MANUFACTURER AND MODEL—NUMBER OF SEATS
AMATEUR/EXPERIMENTAL—GLIDER
AS OF DECEMBER 31, 1993

Model	Designation			Air Carrier	General Aviation	Total Aircraft
	Seats	Aircraft/ Engine Type	No. Engines			
MERLIN	1	11	1	0	1	1
MESCALERO GA-111	1	10	0	0	1	1
MG23	1	10	0	0	1	1
MILLER TERN II	1	10	0	0	1	1
MILLERS TERN II	1	10	0	0	1	1
MINI BAT	1	10	1	0	1	1
MINI-NIMBUS B	1	10	0	0	5	5
MINI-NIMBUS C	1	10	0	0	8	8
MINI-NIMBUS HS7	1	10	0	0	7	7
MINIBAT	1	10	1	0	9	9
MITCHEL WING B-10	1	11	1	0	1	1
MITCHELL B-10	1	11	1	0	1	1
MITCHELL WING B-10	1	11	1	0	2	2
MODEL P-2	1	10	0	0	1	1
MODIFIED HP-14	1	10	0	0	1	1
MODIFIED KB-2	1	10	0	0	1	1
MONARCH	1	10	0	0	1	1
MONERAI	1	11	1	0	42	42
MONERAI MODIFIED	1	10	0	0	1	1
MONERAI P	1	10	0	0	1	1
MONERAI P G	1	11	0	0	1	1
MONERAI S	1	10	0	0	5	5
MONERAI S-1	1	10	0	0	1	1
MONERAI S/P	1	11	1	0	1	1
MONERAI 1-S	1	10	0	0	1	1
MONERAI-"S"	1	10	0	0	1	1
MONERAI-P	1	10	0	0	2	2
MONERAI-S	1	10	0	0	36	36
MONETT MONI	1	11	1	0	1	1
MONETT-MONERAI	1	10	0	0	1	1
MONI	1	11	1	0	4	4
MONI MOTORGLIDER	1	11	1	0	2	2
MONI TRI GEAR	1	11	1	0	1	1
MONNETT MONERAI S	1	10	0	0	1	1
MONNETT MONI	1	11	1	0	2	2
MONNETT-MONERAI	1	10	0	0	1	1
MONNETT-MONERAI-S	1	10	0	0	1	1
MOSQUITO	1	10	0	0	14	14
MOSWEY III	1	10	0	0	1	1
MS-100	1	10	0	0	1	1
MU-13-E	1	10	0	0	1	1
MU-13D-3	1	10	0	0	1	1
NA	2	11	1	0	1	1
NG-1	1	10	0	0	1	1
NIMBUS II	1	10	0	0	2	2
NIMBUS 3	1	10	0	0	8	8
NIMBUS 3/24.5	1	10	0	0	5	5
NIMBUS 3T	1	10	0	0	1	1
NIMBUS 4	1	10	0	0	2	2
NIMBUS-2B	1	10	0	0	1	1
NIMBUS-2C	1	10	0	0	4	4

U.S. REGISTERED CIVIL AIRCRAFT
BY MANUFACTURER AND MODEL—NUMBER OF SEATS
AMATEUR/EXPERIMENTAL—GLIDER
AS OF DECEMBER 31, 1993

Model	Designation			Air Carrier	General Aviation	Total Aircraft
	Seats	Aircraft/ Engine Type	No. Engines			
NIMBUS-3DM	2	11	0	0	3	3
NIMBUS-3DT	1	10	0	0	1	1
N10TW-8/8/8T-0.125	4	10	0	0	1	1
O-3	1	10	0	0	1	1
OLYMPIA	1	10	0	0	1	1
ONE-1	1	10	0	0	1	1
ORLIK	1	10	0	0	1	1
OZ-5 SAILPLANE	1	10	0	0	1	1
PACIFIC D-8	1	10	0	0	1	1
PEGASE 101	1	10	0	0	5	5
PEGASUS	1	11	1	0	1	1
PF-1 GLIDER	1	10	0	0	1	1
PG-185-B	2	11	1	0	1	1
PHOEBUS	1	10	0	0	2	2
PHOEBUS B-1	1	10	0	0	1	1
PHOEBUS C	1	10	0	0	2	2
PHOEBUS C-1	1	10	0	0	2	2
PIK 20B	1	10	0	0	3	3
PIK 20D	1	10	0	0	2	2
PIK 20E	1	11	1	0	18	18
PIK-16C	1	10	0	0	1	1
PIK-20	1	10	0	0	6	6
PIK-20B	1	10	0	0	1	1
PIK-30	1	11	0	0	3	3
PIONEER II	1	10	0	0	3	3
PIONEER II D	1	11	1	0	1	1
PIRAT SZD-30	1	10	0	0	1	1
PL-1	1	10	0	0	1	1
PM-3	1	10	0	0	1	1
PRIMARY	1	10	0	0	2	2
PRIMARY GLIDER	1	10	0	0	1	1
PRUE STANDARD	1	10	0	0	1	1
PRUE SUPER STANDARD	1	10	0	0	1	1
PRUE 215-A	1	10	0	0	1	1
PS-2	1	10	0	0	2	2
PW-2D GAPA D	1	10	0	0	2	2
PW2D GAPA D	1	10	0	0	2	2
R-26S GOBE	2	10	0	0	1	1
R-6	1	10	0	0	1	1
RAVEN 229	2	10	0	0	1	1
RF5B SPERBER	2	11	1	0	10	10
RH-3	1	10	0	0	1	1
RHJ-7	1	10	0	0	1	1
RHJ-9	1	10	0	0	1	1
RHJ8	1	10	0	0	1	1
RIDGET MIDGET	1	10	0	0	1	1
RJS-1	1	10	0	0	1	1
RK-2 PTERODACTYL	1	11	1	0	1	1
ROBERTSON	1	10	0	0	1	1
RP	1	10	0	0	1	1
RP-2	1	10	0	0	1	1

U.S. REGISTERED CIVIL AIRCRAFT
BY MANUFACTURER AND MODEL—NUMBER OF SEATS
AMATEUR/EXPERIMENTAL—GLIDER
AS OF DECEMBER 31, 1993

Model	Designation			Air Carrier	General Aviation	Total Aircraft
	Seats	Aircraft/ Engine Type	No. Engines			
RP9	1	10	0	0	1	1
RS 15	1	10	0	0	1	1
RS-1	1	10	0	0	1	1
RS-15	1	10	0	0	14	14
RUSSIA	1	10	0	0	1	1
RUTAN SOLITAIRE	1	11	1	0	1	1
RV-4	2	11	1	0	1	1
S-2A	1	11	1	0	2	2
SAGITTA	1	10	0	0	1	1
SAGITTA-013	1	10	0	0	1	1
SAILPLANE	1	10	0	0	3	3
SAILPLANE TERN 1	1	10	0	0	1	1
SC 01B	1	11	0	0	1	1
SCH-1	1	10	0	0	1	1
SCHLEICHER KA 3	1	10	0	0	1	1
SCHREDER HP-11-A	1	10	0	0	1	1
SCHREDER HP-11A	1	10	0	0	1	1
SCHREDER HP-12A	1	10	0	0	1	1
SCHREDER HP-13	1	10	0	0	1	1
SCHREDER HP-14	1	10	0	0	3	3
SCHREDER HP-16	1	10	0	0	1	1
SCHREDER HP-18	1	10	0	0	8	8
SCHREDER HP-20	1	10	0	0	1	1
SCHREDER RS-15	1	10	0	0	3	3
SCHREDER RS15	1	10	0	0	1	1
SCHREDER-HP18	1	10	0	0	1	1
SCOOTER	1	11	1	0	2	2
SCS-1	1	10	0	0	1	1
SDZ-22C	1	10	0	0	1	1
SENSOR 510	1	10	0	0	1	1
SF 27 M	1	11	1	0	1	1
SF-24 MOTORSPATZ	1	11	1	0	1	1
SF-24B MOTORSPATZ	1	11	1	0	1	1
SF-25A	1	11	1	0	1	1
SF-25B FALKE	2	11	1	0	2	2
SF-25E SUPER-FALKE	2	11	1	0	1	1
SF-28A TANDEM-FALKE	2	11	1	0	3	3
SFS31	1	11	1	0	2	2
SGP1-1	1	10	0	0	1	1
SGS 1-23	1	10	0	0	1	1
SGS 1-23E	1	10	0	0	1	1
SGS 1-23HM	1	10	0	0	1	1
SGS 1-26A	1	10	0	0	4	4
SGS 1-26C	1	10	0	0	1	1
SGS 1-26E	1	10	0	0	1	1
SGS 1-34R	1	10	0	0	1	1
SGS 1-36	1	10	0	0	1	1
SGS 2-25	2	10	0	0	1	1
SGS 2-32	3	10	0	0	5	5
SGS 2-33A	2	10	0	0	1	1
SGS 2-33AK	3	10	0	0	1	1

U.S. REGISTERED CIVIL AIRCRAFT
BY MANUFACTURER AND MODEL—NUMBER OF SEATS
AMATEUR/EXPERIMENTAL—GLIDER
AS OF DECEMBER 31, 1993

Model	Designation			Air Carrier	General Aviation	Total Aircraft
	Seats	Aircraft/ Engine Type	No. Engines			
SGS-1-24	1	10	0	0	1	1
SGS-1-35	1	10	0	0	5	5
SGS-1-35C	1	10	0	0	1	1
SGS1-21	1	10	0	0	2	2
SGS1-23B	1	10	0	0	1	1
SGU 1-7	1	10	0	0	1	1
SGU-1-20	1	10	0	0	2	2
SHK1	1	10	0	0	1	1
SHP-1	1	10	0	0	1	1
SIERRA	1	10	0	0	1	1
SILHOUETTE	1	11	1	0	1	1
SILHOUETTE I	1	11	1	0	2	2
SISU 1	1	10	0	0	1	1
SISU 1A	1	10	0	0	6	6
SL-1	1	10	0	0	1	1
SM-1	1	11	1	0	1	1
SOLITAIRE	1	11	1	0	4	4
SPEED ASTIR II	1	10	0	0	9	9
SPEED ASTIR II B	1	10	0	0	5	5
SS-1	1	10	0	0	1	1
ST LIBELLE 201B	1	10	0	0	4	4
STANDARD ASTIR II	1	10	0	0	1	1
STANDARD AUSTRIA S	1	10	0	0	1	1
STANDARD CIRRUS	1	10	0	0	14	14
STANDARD CIRRUS G/81	1	10	0	0	3	3
STANDARD LIBELLE	1	10	0	0	9	9
STROJNIK S2-A	1	11	1	0	1	1
STROTNIK S-2	1	11	1	0	1	1
STROUNIK S2A	1	11	1	0	1	1
SU-1	1	10	0	0	1	1
SUPPER STANDARD "T"	1	10	0	0	1	1
SWALLOW TYPE T.45	1	10	0	0	1	1
SZD 51-1 JUNIOR	1	10	0	0	3	3
SZD-24C FOKA	1	10	0	0	1	1
SZD-36-A	1	10	0	0	2	2
SZD-38A JANTAR-1	1	10	0	0	2	2
SZD-45A OGAR	2	11	1	0	9	9
SZD-48 JANTAR STD 2	2	10	0	0	6	6
SZD-55-1	1	10	0	0	10	10
S2A	1	11	1	0	1	1
T-3	1	10	0	0	1	1
T-61A FALKE	2	10	0	0	1	1
TAIFUN 17E	2	11	1	0	6	6
TERN	1	10	0	0	7	7
TERN IA	1	10	0	0	1	1
TERN II-1B	1	10	0	0	1	1
TERN SAILPLANE	1	10	0	0	1	1
TG-1A	2	10	0	0	1	1
TYPE 21B SEDBERGH	2	10	0	0	5	5
T65A	1	10	0	0	5	5
UFM EASYRISER	1	11	1	0	1	1

U.S. REGISTERED CIVIL AIRCRAFT
BY MANUFACTURER AND MODEL—NUMBER OF SEATS
AMATEUR/EXPERIMENTAL—GLIDER
AS OF DECEMBER 31, 1993

Model	Designation			Air Carrier	General Aviation	Total Aircraft
	Seats	Aircraft/ Engine Type	No. Engines			
UHP-1	1	10	0	0	1	1
UHP-1 MODIFIED	1	10	0	0	1	1
V-1	1	10	0	0	1	1
VENTUS A	1	10	0	0	10	10
VENTUS A/16.6	1	10	0	0	3	3
VENTUS B/16.6	1	10	0	0	18	18
VENTUS BT	1	10	0	0	8	8
VENTUS C	1	10	0	0	7	7
VENTUS CM	1	11	0	0	9	9
VENTUS-B	1	10	0	0	28	28
VJ 24	1	11	0	0	1	1
VJ-23 SWING WING	0	11	1	0	1	1
WEEDHOPPER	1	11	1	0	1	1
WEIHE	1	10	0	0	1	1
WILSON PRIMARY GLIDE	1	10	0	0	1	1
WINDROSE	1	11	1	0	5	5
WOODSTOCK	1	10	0	0	9	9
WOODSTOCK GLIDER	1	10	1	0	1	1
WOODSTOCK TWO	1	11	1	0	1	1
WOODSTOCK-I	1	10	0	0	1	1
ZIA	1	11	1	0	1	1
ZUGVOGEL IIIA	1	10	0	0	3	3
ZUNI	1	10	0	0	12	12
ZUNI II	1	10	0	0	3	3
03A RENIGADE	1	11	1	0	1	1
1	1	10	0	0	3	3
1CARUS II	1	10	0	0	1	1
1S-28M2	2	11	1	0	2	2
1WA	1	11	1	0	1	1
101	1	10	0	0	3	3
101A	1	10	0	0	2	2
101B	1	10	0	0	1	1
101BC	1	10	0	0	2	2
101C	1	10	0	0	1	1
15 METER	1	10	0	0	1	1
160	1	10	0	0	1	1
2	1	10	0	0	1	1
2ND	1	10	0	0	1	1
215-A	1	10	0	0	1	1
304	1	10	0	0	1	1
4	1	10	0	0	1	1
41A JANTAR STANDARD	1	10	0	0	15	15
604	1	10	0	0	4	4
68	1	10	0	0	1	1
GLIDER NO ENGINE	—	10	—	0	1,550	1,550
GLIDER REC. ENGINE	—	11	—	0	209	209
TOTAL	—	—	—	**0**	**1,759**	**1,759**

U.S. REGISTERED CIVIL AIRCRAFT
BY MANUFACTURER AND MODEL—NUMBER OF SEATS
AMATEUR/EXPERIMENTAL—BALLOON/DIRIGIBLE
AS OF DECEMBER 31, 1993

Model	Designation			Air Carrier	General Aviation	Total Aircraft
	Seats	Aircraft/ Engine Type	No. Engines			
"B"-BALLOON	2	29	1	0	1	1
A	2	20	0	0	1	1
A B	1	20	0	0	2	2
A.C.E. SPORT BALLOON	1	20	0	0	1	1
A-1	1	31	1	0	1	1
A-1000	2	20	0	0	1	1
A-5	1	20	0	0	1	1
AA4	1	20	0	0	1	1
AEROCHAIR AX3-21	1	20	0	0	2	2
AIRSHIP X-106	1	20	0	0	1	1
AIRSHIP 125	4	20	0	0	1	1
ALBATROSS	4	20	0	0	1	1
ALPHA-4	2	20	0	0	2	2
ANDERSON X	3	20	0	0	1	1
ANTARES	2	20	0	0	1	1
ARDATH	0	35	2	0	1	1
ARIES MOD. 1	1	20	0	0	1	1
AS 105	6	31	1	0	1	1
AS 80	2	31	1	0	1	1
AS-79	1	21	1	0	1	1
AS-90 AIRSHIP	5	20	0	0	1	1
AVID AMPHIBIAN	1	31	1	0	1	1
AX 3	1	20	0	0	1	1
AX 5	2	21	0	0	1	1
AX 6	1	20	0	0	3	3
AX 7	3	20	0	0	1	1
AX-1.5	1	20	0	0	1	1
AX-10	8	20	0	0	2	2
AX-2	1	20	0	0	1	1
AX-3	1	20	0	0	10	10
AX-3 063049	1	20	0	0	1	1
AX-4	1	20	0	0	9	9
AX-5	3	20	0	0	5	5
AX-6	2	20	0	0	16	16
AX-6-50B	3	20	0	0	1	1
AX-6PT	1	20	0	0	1	1
AX-7	4	20	0	0	9	9
AX-8	0	20	0	0	3	3
AX-8P	0	20	0	0	1	1
AX3	1	21	1	0	2	2
AX3 BALLOON	1	20	0	0	2	2
AX3M	1	20	0	0	1	1
AX4	3	20	0	0	1	1
AX4-35	1	20	0	0	1	1
AX5	2	20	0	0	1	1
AX6	3	20	0	0	1	1
AX6DW1	4	20	0	0	2	2
AX7	4	20	0	0	3	3
AX7 77	4	21	0	0	3	3
AX7-77	4	20	0	0	2	2
AX7-77Z	4	20	0	0	1	1

U.S. REGISTERED CIVIL AIRCRAFT
BY MANUFACTURER AND MODEL—NUMBER OF SEATS
AMATEUR/EXPERIMENTAL—BALLOON/DIRIGIBLE
AS OF DECEMBER 31, 1993

Model	Designation			Air Carrier	General Aviation	Total Aircraft
	Seats	Aircraft/ Engine Type	No. Engines			
AX8	5	20	0	0	1	1
AX8-105	4	20	0	0	6	6
AX8-85P	1	20	0	0	1	1
AX8-88	4	20	0	0	1	1
AX9 118	1	20	0	0	1	1
A37H	1	20	1	0	1	1
A55S	0	20	0	0	1	1
B-1	0	20	0	0	1	1
B-2	2	20	0	0	1	1
B-40	1	20	0	0	1	1
BA-2	1	31	1	0	1	1
BALLOON	2	20	0	0	4	4
BALLOON AX3	1	20	0	0	1	1
BARNES FIRE FLY 42	2	20	0	0	1	1
BARNES SOLAR FIREFLY	1	20	0	0	1	1
BASKET IM ENV 28K	1	20	0	0	1	1
BETEC 800M3 SER 100	0	20	0	0	1	1
BG-12-B-GT	1	20	0	0	1	1
BK 310-1	1	20	0	0	1	1
BKW 120	1	20	0	0	1	1
BKW 90	3	20	0	0	1	1
BLACKOSTAT	4	20	0	0	1	1
BOLAND 48-12	1	20	0	0	1	1
BRYAN AIRCRAFT HP18	1	20	0	0	1	1
BURGER-65	31	20	0	0	1	1
BURK 31	1	20	0	0	1	1
C-1	1	20	0	0	1	1
C-52	1	20	0	0	1	1
C-6 (AX-6)	1	20	0	0	1	1
CA-50	1	20	0	0	1	1
CAMERON O-84	1	20	0	0	1	1
CAMERON PEANUT	1	20	0	0	1	1
CAN-56	3	20	0	0	1	1
CE300	2	20	0	0	1	1
CHALLENGER	1	20	0	0	3	3
CIGPACK-80	2	20	0	0	1	1
CLIPPER	0	20	0	0	1	1
CLOUD CLIPPER	3	20	0	0	1	1
CLOUDHOPPER 21A	1	20	0	0	1	1
COLT 69A	1	20	0	0	1	1
COMPETITION	1	20	0	0	1	1
CONDOR 56	3	20	0	0	3	3
CONNECTICUT YANKEE	4	20	0	0	1	1
CORN 77	4	20	0	0	1	1
CRUISAIR JBCTS1	1	20	0	0	1	1
CRUISAIR 1000	0	20	0	0	1	1
CUTTER 5	1	20	0	0	1	1
CUTTER-2	1	20	0	0	1	1
CW	0	20	0	0	1	1
D-50	1	20	0	0	2	2
DH-EX7	1	20	0	0	1	1

U.S. REGISTERED CIVIL AIRCRAFT
BY MANUFACTURER AND MODEL—NUMBER OF SEATS
AMATEUR/EXPERIMENTAL—BALLOON/DIRIGIBLE
AS OF DECEMBER 31, 1993

Model	Designation			Air Carrier	General Aviation	Total Aircraft
	Seats	Aircraft/ Engine Type	No. Engines			
DONALD-97	4	20	0	0	1	1
DW-X4	1	20	0	0	1	1
DW-4	1	20	0	0	1	1
E-1	1	20	0	0	1	1
EARTHWINDS	4	20	0	0	1	1
EB1	1	31	2	0	1	1
EIDSNESS SPECIAL	1	20	0	0	1	1
ERIC	1	20	0	0	1	1
ET-90	5	20	0	0	1	1
EX-7	4	20	0	0	1	1
EXPERIMENTAL	0	20	0	0	1	1
EXPLOYER	1	20	0	0	1	1
EX5	2	20	0	0	1	1
E30A	2	20	0	0	1	1
FALCON II	0	20	0	0	1	1
FANTASY	3	20	0	0	1	1
FATHER-WILLIAM	1	20	0	0	1	1
FC-1	1	20	0	0	1	1
FCW-3	1	20	0	0	1	1
FCW-4	0	20	0	0	1	1
FIREFLY 5	1	20	0	0	2	2
FIREFLY 6	1	20	0	0	5	5
FIREFLY 6B	0	20	0	0	2	2
FIREFLY 7	1	20	0	0	5	5
FIREFLY 7B-15	1	20	0	0	1	1
FIREFLY 8	1	20	0	0	1	1
FIREFLY 8B	1	20	0	0	1	1
FIREFLY 8B-15	1	20	0	0	1	1
FLAME-90	4	20	0	0	1	1
FLYING CARPET	1	20	0	0	1	1
FLYING FARCE-1	1	20	0	0	1	1
FOOTBALL	5	20	0	0	1	1
FORTIN-AX3	1	20	0	0	1	1
FREE BALLOON	0	20	0	0	1	1
FREE LADY	2	20	0	0	1	1
GALAXY 7	3	20	0	0	1	1
GALAXY 8	3	20	0	0	1	1
GAS-30	2	20	0	0	1	1
GB-55	2	20	0	0	1	1
GBL	1	20	0	0	1	1
GBN-32-500	1	20	0	0	1	1
GC-1	1	20	0	0	1	1
GJCB-1	4	20	0	0	1	1
GOBLIN	2	20	0	0	1	1
GX-7	4	20	0	0	1	1
GZ-20A	7	31	2	0	1	1
HAB-2	1	20	0	0	1	1
HACKER 40	1	20	0	0	1	1
HAMMER	1	20	0	0	1	1
HANG	2	20	0	0	1	1
HARE AX-7	0	20	0	0	1	1

U.S. REGISTERED CIVIL AIRCRAFT
BY MANUFACTURER AND MODEL—NUMBER OF SEATS
AMATEUR/EXPERIMENTAL—BALLOON/DIRIGIBLE
AS OF DECEMBER 31, 1993

Model	Designation			Air Carrier	General Aviation	Total Aircraft
	Seats	Aircraft/ Engine Type	No. Engines			
HGB-14	3	20	0	0	1	1
HOT AIR BALLOON	0	20	0	0	5	5
HOT AIR BALLOON FRED	1	20	0	0	1	1
HOT AIR-BALLOON	2	29	2	0	1	1
HW	0	20	0	0	1	1
INCARNATION GARUDA	1	20	0	0	1	1
JBC-B3	3	20	0	0	1	1
JC-77C	0	20	0	0	1	1
JS	0	20	0	0	1	1
JS-56C	1	20	0	0	1	1
JS56C	1	20	0	0	2	2
JS561C	3	20	0	0	1	1
JS77C	0	20	0	0	6	6
JS77K	3	20	0	0	1	1
K-630/1-R	4	20	0	0	1	1
KITTY HAWK	2	20	0	0	1	1
K630/1-RI	1	20	0	0	1	1
LIBERTY HEAD	5	20	0	0	1	1
LIGHTNING	1	20	0	0	1	1
LIGHTNING 33	0	20	0	0	2	2
LIGHTSHIP A50	5	31	2	0	1	1
LITTLE DJ	1	20	0	0	1	1
LITTLE GUY 1	1	20	0	0	1	1
LITTLE ONE	1	20	0	0	1	1
LITTLE RB-1	1	20	0	0	1	1
LITTLE VOYAGER	1	20	0	0	1	1
LUFTSTOFF	1	20	0	0	1	1
LV 56	1	21	1	0	1	1
M-100	0	20	0	0	1	1
MAGNUM IX	8	20	0	0	5	5
MAM-1	4	20	0	0	1	1
MARK V	4	20	0	0	2	2
MARK V-B AX-6	3	20	0	0	2	2
MAY DAY	1	20	0	0	1	1
MICK-1 MK-1	2	20	0	0	1	1
MODEL "A"	1	20	0	0	1	1
MODEL "M"	3	20	0	0	1	1
MODEL I	1	20	0	0	1	1
MODEL-01	3	20	0	0	1	1
MODEL-1	0	20	0	0	1	1
MONERAI	1	31	0	0	1	1
MONNETT-MONERAI S	1	20	0	0	1	1
MS FLYER	1	20	0	0	1	1
N-77	4	20	0	0	2	2
NATIONAL FUNSHIP	4	20	0	0	2	2
NEWPORT	0	20	0	0	3	3
NO5ST-15/15/15T-0400	0	20	0	0	1	1
NS72	1	20	0	0	1	1
NTL. FUNSHIP AX-7	4	20	0	0	1	1
N05SD-20/20T-0.250	0	20	0	0	1	1
OPTIMUS-I	1	20	0	0	1	1

U.S. REGISTERED CIVIL AIRCRAFT
BY MANUFACTURER AND MODEL—NUMBER OF SEATS
AMATEUR/EXPERIMENTAL—BALLOON/DIRIGIBLE
AS OF DECEMBER 31, 1993

Model	Designation			Air Carrier	General Aviation	Total Aircraft
	Seats	Aircraft/ Engine Type	No. Engines			
OSPREY II	2	31	1	0	2	2
OZ	0	20	0	0	1	1
OZ BALLOONS A-165	2	20	0	0	1	1
OZ BALLOONS AX-8	0	20	0	0	1	1
P. JAY	1	20	0	0	1	1
PATM 56	2	20	0	0	2	2
PEACHES	3	20	0	0	1	1
PERSEVERANCE	1	20	0	0	1	1
PHOENIX	1	20	0	0	1	1
PHOENIX-7	3	20	0	0	1	1
PIGGY BANK-90	5	20	0	0	1	1
POLARBEAR 90	5	20	0	0	1	1
POLYWOG	4	20	0	0	1	1
PW75	4	20	0	0	1	1
RAVEN INDUST TIF1000	1	20	0	0	1	1
RAVEN ORBITOR MG-300	2	20	0	0	2	2
RAVEN S-47A	1	20	0	0	1	1
RAVEN S-55A	1	20	0	0	1	1
RAVEN S52A	1	20	0	0	2	2
RAVEN S57-A	1	20	0	0	23	23
RAVEN/MEDEMA S-60A	2	20	0	0	1	1
RB-42	1	20	0	0	4	4
RJS	1	20	0	0	1	1
ROMULAS	0	20	0	0	1	1
ROSEBUD AX-5	1	20	0	0	1	1
ROSEBUD AX4	1	20	0	0	1	1
ROVER	2	20	0	0	1	1
S.W.	1	20	0	0	1	1
S-10	1	20	0	0	2	2
S-40	1	20	0	0	1	1
S-40A	2	20	0	0	5	5
S-50	1	20	0	0	4	4
S-50A	1	20	0	0	2	2
S-56	3	20	0	0	1	1
S-60	1	20	0	0	2	2
S-60A	1	20	0	0	3	3
S-60T	2	20	0	0	1	1
S-77A	9	20	0	0	1	1
S-94	3	20	0	0	1	1
SAG 1000	1	20	0	0	1	1
SC-47	1	20	0	0	1	1
SEAHAWK	2	31	1	0	1	1
SENTINEL 1000	15	31	1	0	1	1
SHOE 90	5	20	0	0	1	1
SKY SAILOR AX6	1	20	0	0	1	1
SKYHAWK	4	20	0	0	2	2
SKYSAILOR AX-5	1	20	0	0	1	1
SOLAR-6-10	1	20	0	0	1	1
SP	1	20	0	0	1	1
SP I	1	20	0	0	1	1
SPACE SHUTTLE	2	20	0	0	1	1

U.S. REGISTERED CIVIL AIRCRAFT
BY MANUFACTURER AND MODEL—NUMBER OF SEATS
AMATEUR/EXPERIMENTAL—BALLOON/DIRIGIBLE
AS OF DECEMBER 31, 1993

Model	Designation			Air Carrier	General Aviation	Total Aircraft
	Seats	Aircraft/ Engine Type	No. Engines			
SPARROW	0	20	0	0	2	2
SPIRIT OF LAKE GARDA	4	20	0	0	1	1
SPRINT	0	20	0	0	1	1
SS 103	1	20	0	0	2	2
SS 105 AX8	7	20	0	0	1	1
SS-M8	2	20	0	0	1	1
SS-103	1	20	0	0	1	1
STARFIRE 5	1	20	1	0	1	1
STEVEN PP 1	1	20	0	0	1	1
STOKES AX-6	4	20	0	0	1	1
STOKES JETSTREAM 6	2	20	0	0	1	1
SUNDANCER AX-4	2	20	0	0	2	2
SUNSTAT-I	2	20	0	0	1	1
S100A	2	20	0	0	1	1
S45A	2	20	0	0	1	1
S55A	1	20	0	0	3	3
S66-ST	1	20	0	0	1	1
S77A	9	20	0	0	3	3
T	4	20	0	0	1	1
TALL FRED	1	20	0	0	1	1
TC-4A	4	20	0	0	1	1
TEARDROP	4	20	0	0	1	1
THUNDER AX8-105	1	20	0	0	4	4
TINA 1976	4	20	0	0	1	1
TRADEWIND	1	20	0	0	1	1
TRAIL BLASER	1	20	0	0	1	1
TRAVELLER	1	20	0	0	1	1
TYPE 67	0	20	0	0	1	1
T42	1	20	0	0	1	1
UNCLE WIGGLY	0	20	0	0	1	1
VEGAS 634	0	20	0	0	1	1
VK-30	4	21	1	0	1	1
VOLZ 100	5	20	0	0	1	1
VOYAGER	1	20	0	0	1	1
W-140-3	1	20	0	0	1	1
WADSWORTH ELLICONE	2	20	0	0	1	1
WEEDON	0	20	0	0	1	1
WEEZ-BUILT 56K	3	21	1	0	1	1
WESTERN 0-65	1	20	0	0	1	1
WHITTEMORE-01	1	20	0	0	1	1
WINDSWEPT	1	20	0	0	1	1
WISDOM TOOTH	1	20	0	0	1	1
WORLD RECORD 4	0	20	0	0	2	2
WW-7C	3	20	0	0	1	1
WW600M	2	20	0	0	2	2
W57A	1	20	0	0	1	1
X-525	0	20	0	0	1	1
XP CLASSIC LTD	2	20	0	0	6	6
XXUS-1-SCOOTER	1	20	0	0	1	1
XXUS-3-FAIRPLAY	1	20	0	0	1	1
ZIRPOLOSTAT 56	1	20	0	0	1	1

U.S. REGISTERED CIVIL AIRCRAFT
BY MANUFACTURER AND MODEL—NUMBER OF SEATS
AMATEUR/EXPERIMENTAL—BALLOON/DIRIGIBLE
AS OF DECEMBER 31, 1993

Model	Designation			Air Carrier	General Aviation	Total Aircraft
	Seats	Aircraft/ Engine Type	No. Engines			
065	1	20	0	0	1	1
1	1	21	0	0	2	2
1 PASSENGER	1	20	0	0	1	1
1-S-2100	1	20	0	0	1	1
1-4P	4	31	1	0	1	1
1000	0	20	0	0	1	1
1001	2	20	0	0	1	1
105-A	1	20	0	0	1	1
105C	1	20	0	0	1	1
105P	4	20	0	0	1	1
138S	6	31	1	0	1	1
17A	1	20	0	0	1	1
19000 CU. FT.	0	20	0	0	1	1
2	1	20	0	0	1	1
2-75	3	20	0	0	1	1
240	5	31	4	0	1	1
250	1	20	0	0	1	1
28	2	31	1	0	1	1
299	1	20	0	0	1	1
3	1	20	0	0	1	1
30-AL	1	20	0	0	1	1
32 CALIBRE	1	20	0	0	1	1
39M	1	20	0	0	1	1
48K	1	20	0	0	1	1
56M	1	20	0	0	1	1
66000CU	1	20	0	0	1	1
69A	1	20	0	0	1	1
752	4	20	0	0	1	1
77A	0	20	0	0	1	1
78C	9	20	0	0	1	1
TOTAL	—	—	—	**0**	**0**	**0**
BALLOON NO ENGINE	—	20	—	0	471	471
BALLOON REC ENGINE	—	21	—	0	11	11
BALLOON ENGINE UNKN	—	29	—	0	2	2
BLIMP/DIR REC ENG	—	31	—	0	17	17
TOTAL	—	—	—	**0**	**501**	**501**

APPENDIX B

INVENTORY OF AIRCRAFT ENGINES BY ENGINE MANUFACTURER AND MODEL

INVENTORY OF AIRCRAFT ENGINES
BY ENGINE MANUFACTURER AND MODEL
PISTON
AS OF DECEMBER 31, 1993

Engine Make	Engine Model	Engine Power	Total Engines	Air Carrier	General Aviation	Total Aircraft
A.C.E.	HIDR MARK III	95	16	0	16	16
A.C.E.	UPRI MARK III	100	9	0	9	9
TOTAL			**25**	**0**	**25**	**25**
AERONCA	E107A	30	5	0	5	5
AERONCA	E113 SERIES	45	71	0	71	71
TOTAL			**76**	**0**	**76**	**76**
AIRESEARCH	TPE331 SERIES	600	43	1	38	39
TOTAL			**43**	**1**	**38**	**39**
ALLIANCE	HESS WARRIOR	115	1	0	1	1
TOTAL			**1**	**0**	**1**	**1**
ALLISON	V1710 SERIES	1500	48	0	38	38
ALLISON	250 SERIES	300	86	0	83	83
TOTAL			**134**	**0**	**121**	**121**
ALVIS	514/SER	495	7	0	4	4
TOTAL			**7**	**0**	**4**	**4**
ANZANI	Y	35	1	0	1	1
TOTAL			**1**	**0**	**1**	**1**
ARDEM	4 C02	30	1	0	1	1
TOTAL			**1**	**0**	**1**	**1**
ARGUS	AS10R	250	7	0	7	7
TOTAL			**7**	**0**	**7**	**7**
ARMST SIDD	GENET MARK 11	80	3	0	3	3
TOTAL			**3**	**0**	**3**	**3**
ARROW	V8F	82	12	0	12	12
TOTAL			**12**	**0**	**12**	**12**
AVIA	M-137	180	6	0	6	6
TOTAL			**6**	**0**	**6**	**6**
BOMBADIER	ROTAX (ALL)	0	2,084	0	2,083	2,083
TOTAL			**2,084**	**0**	**2,083**	**2,083**
BREDA	SPA 6A	45	1	0	1	1
TOTAL			**1**	**0**	**1**	**1**
BRIST AERO	CNTURUSMK18	2480	8	0	8	8
BRIST AERO	HERCULES	1690	5	0	2	2
TOTAL			**13**	**0**	**10**	**10**
BRIST SID	GIPSY	85	6	0	6	6
TOTAL			**6**	**0**	**6**	**6**
CHOTIA	ALL MDLS A/B	0	1	0	1	1
TOTAL			**1**	**0**	**1**	**1**
CIRRUS	MARK III	100	1	0	1	1
TOTAL			**1**	**0**	**1**	**1**
CLERGET	ROTARY	130	2	0	2	2
TOTAL			**2**	**0**	**2**	**2**
COMET	7E	165	3	0	3	3
TOTAL			**3**	**0**	**3**	**3**

INVENTORY OF AIRCRAFT ENGINES
BY ENGINE MANUFACTURER AND MODEL
PISTON
AS OF DECEMBER 31, 1993

Engine Make	Engine Model	Engine Power	Total Engines	Air Carrier	General Aviation	Total Aircraft
CONT MOTOR	A&C65 SERIES	75	9,949	0	9,948	9,948
CONT MOTOR	A&C75 SERIES	75	2,119	0	2,119	2,119
CONT MOTOR	A100	100	9	0	9	9
CONT MOTOR	A40 SERIES	40	142	0	142	142
CONT MOTOR	A50 SERIES	50	38	0	38	38
CONT MOTOR	A70 SERIES	165	13	0	12	12
CONT MOTOR	A80 SERIES	80	87	0	87	87
CONT MOTOR	C125 SERIES	125	390	0	389	389
CONT MOTOR	C145 SERIES	145	2,271	0	2,270	2,270
CONT MOTOR	C85 SERIES	85	6,205	0	6,204	6,204
CONT MOTOR	C90 SERIES	95	2,625	0	2,624	2,624
CONT MOTOR	E165 SERIES	165	14	0	14	14
CONT MOTOR	E185 SERIES	205	1,990	0	1,990	1,990
CONT MOTOR	E225 SERIES	225	1,470	0	1,468	1,468
CONT MOTOR	FSO-470 SER	260	11	0	7	7
CONT MOTOR	FSO-526	270	9	0	9	9
CONT MOTOR	GIO-244	244	2	0	1	1
CONT MOTOR	GIO-470SERIES	310	18	0	12	12
CONT MOTOR	GO-300 SERIES	175	1,212	0	1,209	1,209
CONT MOTOR	GTSIO-520 SER	300	55	0	28	28
CONT MOTOR	GTSIO-520-C	340	1,780	3	1,009	1,012
CONT MOTOR	GTSI0-520-F-K	435	654	0	332	332
CONT MOTOR	IO 520 SERIES	280	16,386	14	14,000	14,014
CONT MOTOR	IO-200	115	17	0	16	16
CONT MOTOR	IO-346 SERIES	165	293	0	291	291
CONT MOTOR	IO-360	210	3,286	0	2,291	2,291
CONT MOTOR	IO-470 SER	260	113	0	73	73
CONT MOTOR	IO-540-D	380	1	0	1	1
CONT MOTOR	IO-550 SERIES	280	517	0	401	401
CONT MOTOR	O-470 SERIES	265	16,108	0	15,643	15,643
CONT MOTOR	PC60-6	90	7	0	6	6
CONT MOTOR	R-975-46	550	20	0	19	19
CONT MOTOR	R670-A THRU H	225	184	0	184	184
CONT MOTOR	TIO 541 SERIE	380	34	0	18	18
CONT MOTOR	TP500	350	3	0	2	2
CONT MOTOR	TSIO-360 SER	225	3,661	4	2,518	2,522
CONT MOTOR	TSIO-520 SERI	300	171	0	110	110
CONT MOTOR	TSIO-520 SER	300	2	0	1	1
CONT MOTOR	TSIO-520 SERI	300	28	0	18	18
CONT MOTOR	TSIO-520 SER	300	1	0	1	1
CONT MOTOR	TSIO-520 SERI	300	12	0	6	6
CONT MOTOR	TSIO-520 SER	300	2	0	1	1
CONT MOTOR	TSIO-520 SERI	300	602	10	398	408
CONT MOTOR	TSIO-520 SER	300	2	0	1	1
CONT MOTOR	TSIO-520 SERI	300	123	0	100	100
CONT MOTOR	TSIO-520 SER	300	2	0	1	1
CONT MOTOR	TSIO-520 SERI	300	66	0	55	55
CONT MOTOR	TSIO-520 SER	300	2	0	1	1
CONT MOTOR	TSIO-520 SERI	300	126	3	85	88
CONT MOTOR	TSIO-520 SER	300	2	0	1	1
CONT MOTOR	TSIO-520 SERI	300	14	0	9	9
CONT MOTOR	TSIO-520 SER	300	1	0	1	1
CONT MOTOR	TSIO-520 SERI	300	147	0	113	113

INVENTORY OF AIRCRAFT ENGINES
BY ENGINE MANUFACTURER AND MODEL
PISTON
AS OF DECEMBER 31, 1993

Engine Make	Engine Model	Engine Power	Total Engines	Air Carrier	General Aviation	Total Aircraft
CONT MOTOR	TSIO-520 SER	300	2	0	1	1
CONT MOTOR	TSIO-520 SERI	300	549	3	388	391
CONT MOTOR	TSIO-520 SER	300	2	0	1	1
CONT MOTOR	TSIO-520 SERI	300	38	1	24	25
CONT MOTOR	TSIO-520 SER	300	1	0	1	1
CONT MOTOR	TSIO-520 SERI	300	575	1	399	400
CONT MOTOR	TSIO-520 SER	300	8	0	4	4
CONT MOTOR	TSIO-520 SERI	300	12	1	5	6
CONT MOTOR	TSIO-520 SER	300	2	0	1	1
CONT MOTOR	TSIO-520 SERI	300	162	1	117	118
CONT MOTOR	TSIO-520 SER	300	2	0	1	1
CONT MOTOR	TSIO-520 SERI	300	3	0	2	2
CONT MOTOR	TSIO-520 SER	300	1	0	1	1
CONT MOTOR	TSIO-520 SERI	300	5	0	4	4
CONT MOTOR	TSIO-520 SER	300	2	0	1	1
CONT MOTOR	TSIO-520 SERI	300	316	3	237	240
CONT MOTOR	TSIO-520 SER	300	2	0	1	1
CONT MOTOR	TSIO-520 SERI	300	286	3	164	167
CONT MOTOR	TSIO-520 SER	300	2	0	1	1
CONT MOTOR	TSIO-520 SERI	300	570	13	357	370
CONT MOTOR	TSIO-520 SER	300	1	0	1	1
CONT MOTOR	TSIO-520 SERI	300	1	0	1	1
CONT MOTOR	TSIO-520 SER	300	1	0	1	1
CONT MOTOR	TSIO-520 SERI	300	35	0	27	27
CONT MOTOR	TSIO-520 SER	300	1	0	1	1
CONT MOTOR	TSIO-520 SERI	300	359	3	236	239
CONT MOTOR	TSIO-520 SER	300	2	0	1	1
CONT MOTOR	TSIO-520 SERI	300	198	3	143	146
CONT MOTOR	TSIO-520 SER	300	1	0	1	1
CONT MOTOR	TSIO-520 SERI	300	117	1	81	82
CONT MOTOR	TSIO-520 SER	300	2	0	1	1
CONT MOTOR	TSIO-520 SERI	300	123	0	104	104
CONT MOTOR	TSIO-520 SER	300	2	0	1	1
CONT MOTOR	TSIO-520 SERI	300	5	0	5	5
CONT MOTOR	TSIO-520 SER	300	1	0	1	1
CONT MOTOR	TSIO-520 SERI	300	679	3	520	523
CONT MOTOR	TSIO-520 SER	300	1	0	1	1
CONT MOTOR	TSIO-520 SERI	300	153	1	116	117
CONT MOTOR	TSIO-520 SER	300	2	0	1	1
CONT MOTOR	TSIO-520 SERI	300	90	0	59	59
CONT MOTOR	TSIO-520 SER	300	2	0	1	1
CONT MOTOR	TSIO-520 SERI	300	140	6	78	84
CONT MOTOR	TSIO-520 SER	300	1	0	1	1
CONT MOTOR	TSIO-520 SERI	300	261	4	198	202
CONT MOTOR	TSIO-520 SER	300	1	0	1	1
CONT MOTOR	TSIO-520 SERI	300	26	1	16	17
CONT MOTOR	TSIO-520 SER	300	2	0	1	1
CONT MOTOR	TSIO-520 SERI	300	55	0	38	38
CONT MOTOR	TSIO-520 SER	300	1	0	1	1
CONT MOTOR	TSIO-520 SERI	300	83	1	45	46
CONT MOTOR	TSIO-520 SER	300	2	0	1	1
CONT MOTOR	TSIO-520 SERI	300	38	1	19	20
CONT MOTOR	TSIO-520 SER	300	1	0	1	1

INVENTORY OF AIRCRAFT ENGINES
BY ENGINE MANUFACTURER AND MODEL
PISTON
AS OF DECEMBER 31, 1993

Engine Make	Engine Model	Engine Power	Total Engines	Air Carrier	General Aviation	Total Aircraft
CONT MOTOR	TSIO-520 SERI	300	46	2	26	28
CONT MOTOR	TSIO-520 SER	300	1	0	1	1
CONT MOTOR	TSIO-520 SERI	300	19	0	11	11
CONT MOTOR	TSIO-520 SER	300	1	0	1	1
CONT MOTOR	TSIO-520 SERI	300	25	0	17	17
CONT MOTOR	TSIO-520 SER	300	1	0	1	1
CONT MOTOR	TSIO-520 SERI	300	54	1	42	43
CONT MOTOR	TSIO-520 SER	300	1	0	1	1
CONT MOTOR	TSIO-520 SERI	300	168	2	115	117
CONT MOTOR	TSIO-520 SER	300	2	0	1	1
CONT MOTOR	TSIO-520 SERI	300	2	0	1	1
CONT MOTOR	TSIO-520 SER	300	2	0	1	1
CONT MOTOR	TSIO-520 SERI	300	234	1	179	180
CONT MOTOR	TSIO-520 SER	300	2	0	1	1
CONT MOTOR	TSIO-520 SERI	300	125	2	78	80
CONT MOTOR	TSIO-520 SER	300	2	0	1	1
CONT MOTOR	TSIO-520 SERI	300	130	1	97	98
CONT MOTOR	TSIO-520 SER	300	2	1	0	1
CONT MOTOR	TSIO-520 SERI	300	1,029	8	872	880
CONT MOTOR	TSIO-520 SER	300	1	0	1	1
CONT MOTOR	TSIO-520 SERI	300	275	4	166	170
CONT MOTOR	TSIO-520 SER	300	2	0	1	1
CONT MOTOR	TSIO-520 SERI	300	60	0	38	38
CONT MOTOR	TSIO-520 SER	300	2	0	1	1
CONT MOTOR	TSIO-520 SERI	300	25	0	16	16
CONT MOTOR	TSIO-520 SER	300	2	0	1	1
CONT MOTOR	TSIO-520 SERI	300	137	1	92	93
CONT MOTOR	TSIO-520 SER	300	2	0	1	1
CONT MOTOR	TSIO-520 SERI	300	51	0	42	42
CONT MOTOR	TSIO-520 SER	300	1	0	1	1
CONT MOTOR	TSIO-520 SERI	300	137	0	116	116
CONT MOTOR	TSIO-520 SER	300	1	0	1	1
CONT MOTOR	TSIO-520 SERI	300	8	0	7	7
CONT MOTOR	TSIO-520 SER	300	1	0	1	1
CONT MOTOR	TSIO-520 SERI	300	219	4	164	168
CONT MOTOR	TSIO-520 SER	300	2	0	1	1
CONT MOTOR	TSIO-520 SERI	300	121	1	88	89
CONT MOTOR	TSIO-520 SER	300	2	1	0	1
CONT MOTOR	TSIO-520 SERI	300	16	0	15	15
CONT MOTOR	TSIO-520 SER	300	2	0	1	1
CONT MOTOR	TSIO-520 SERI	300	123	0	102	102
CONT MOTOR	TSIO-520 SER	300	1	0	1	1
CONT MOTOR	TSIO-520 SERI	300	17	0	10	10
CONT MOTOR	TSIO-520 SER	300	1	0	1	1
CONT MOTOR	TSIO-520 SERI	300	8	0	7	7
CONT MOTOR	TSIO-520 SER	300	2	0	1	1
CONT MOTOR	TSIO-520 SERI	300	27	0	19	19
CONT MOTOR	TSIO-520 SER	300	2	0	1	1
CONT MOTOR	TSIO-520 SERI	300	77	0	53	53
CONT MOTOR	TSI0-470-B	260	328	0	171	171
CONT MOTOR	W670 SERIES	250	1,019	0	1,019	1,019
CONT MOTOR	0-200 SERIES	100	14,099	0	14,084	14,084
CONT MOTOR	0-300 SER	145	8,627	0	8,625	8,625

INVENTORY OF AIRCRAFT ENGINES
BY ENGINE MANUFACTURER AND MODEL
PISTON
AS OF DECEMBER 31, 1993

Engine Make	Engine Model	Engine Power	Total Engines	Air Carrier	General Aviation	Total Aircraft
CONT MOTOR	6-285-A	285	106	0	103	103
CONT MOTOR	6-320 SERIES	300	6	0	6	6
TOTAL			**105,279**	**113**	**96,102**	**96,215**
CORVAIR	GO-140	145	19	0	19	19
TOTAL			**19**	**0**	**19**	**19**
CUYUNA	ALL MDLS A/B	0	156	0	156	156
CUYUNA	430R	40	11	0	11	11
TOTAL			**167**	**0**	**167**	**167**
DEHAV ENG	GIPSY GRP 3	105	8	0	7	7
DEHAV ENG	GIPSY MAJOR	140	108	0	107	107
DEHAV ENG	GQ 30 MK2	250	30	0	12	12
DEHAV ENG	GQ 70-4	340	2	0	1	1
DEHAV ENG	GQ 70MK2	380	26	0	13	13
TOTAL			**174**	**0**	**140**	**140**
E.N.M.A.	GIV SERIES	150	5	0	5	5
TOTAL			**5**	**0**	**5**	**5**
EVINRUDE	STARFLITE	85	30	0	30	30
TOTAL			**30**	**0**	**30**	**30**
FAIRCHILD	SGV-770C SER	550	3	0	3	3
FAIRCHILD	V-770B SERIES	315	1	0	1	1
FAIRCHILD	6-390 SERIES	150	2	0	2	2
FAIRCHILD	6-410 SERIES	175	5	0	5	5
FAIRCHILD	6-440 SERIES	200	379	2	354	356
TOTAL			**390**	**2**	**365**	**367**
FORD	CONVERSION	60	73	0	73	73
TOTAL			**73**	**0**	**73**	**73**
FRANKLIN	SPORT 4B1SER	85	16	0	16	16
FRANKLIN	2A4 SERIES	49	49	0	49	49
FRANKLIN	4ACG199H3	113	11	0	11	11
FRANKLIN	4AC150-A	60	17	0	17	17
FRANKLIN	4AC150-40	40	2	0	2	2
FRANKLIN	4AC150-50	50	8	0	8	8
FRANKLIN	4AC171	60	2	0	2	2
FRANKLIN	4AC176B SER	65	162	0	162	162
FRANKLIN	4AC176C-D-F	80	25	0	25	25
FRANKLIN	4AC199B SER	65	6	0	6	6
FRANKLIN	4AC199D&E SER	90	159	0	159	159
FRANKLIN	4A225 SERIES	225	1	0	1	1
FRANKLIN	4A235 SERIES	135	7	0	7	7
FRANKLIN	4A4100 SERIES	100	3	0	3	3
FRANKLIN	6A&6V335 SER	210	106	0	106	106
FRANKLIN	6A-350SER	235	61	0	61	61
FRANKLIN	6ACT298 SER	155	5	0	5	5
FRANKLIN	6AC264 SERIES	120	3	0	3	3
FRANKLIN	6AC298 SERIES	130	3	0	3	3
FRANKLIN	6AG4185 SER	185	2	0	2	2
FRANKLIN	6A4150 SERIES	150	1,031	0	1,031	1,031
FRANKLIN	6A4165 SERIES	165	1,137	0	1,137	1,137
FRANKLIN	6A4200 SERIES	200	20	0	20	20
FRANKLIN	6A8 SERIES	215	200	0	200	200

INVENTORY OF AIRCRAFT ENGINES
BY ENGINE MANUFACTURER AND MODEL
PISTON
AS OF DECEMBER 31, 1993

Engine Make	Engine Model	Engine Power	Total Engines	Air Carrier	General Aviation	Total Aircraft
FRANKLIN	6V 350 SERIES	235	229	0	226	226
FRANKLIN	6V-335 SERIES	200	26	0	26	26
FRANKLIN	6VS-335 SER	240	60	0	60	60
FRANKLIN	6V4 SERIES	210	173	0	173	173
FRANKLIN	6V6 SERIES	245	15	0	15	15
TOTAL			**3,539**	**0**	**3,536**	**3,536**
FUNK	FUNK E	63	5	0	5	5
TOTAL			**5**	**0**	**5**	**5**
GESCHWENDE	GFV-8-3	500	1	0	1	1
TOTAL			**1**	**0**	**1**	**1**
GNOME	ROTARY	160	7	0	7	7
TOTAL			**7**	**0**	**7**	**7**
GULF COAST	W670240	240	5	0	5	5
TOTAL			**5**	**0**	**5**	**5**
HEATH AVN	B4	25	2	0	2	2
TOTAL			**2**	**0**	**2**	**2**
HIRTH	F10	26	10	0	10	10
HIRTH	F20	23	4	0	4	4
HIRTH	F30	25	4	0	4	4
HIRTH	HM 504	100	4	0	4	4
TOTAL			**22**	**0**	**22**	**22**
HISPANO	E	180	7	0	7	7
TOTAL			**7**	**0**	**7**	**7**
HONDA	CIVIC	75	22	0	22	22
HONDA	CX500	60	2	0	2	2
TOTAL			**24**	**0**	**24**	**24**
JACOBS	L3 SERIES	55	4	0	4	4
JACOBS	L4 /R755-7	245	366	0	311	311
JACOBS	L5 SERIES	285	4	0	4	4
JACOBS	L6 SERIES	330	79	0	75	75
JACOBS	R755A SERIES	300	267	0	267	267
JACOBS	R755B SERIES	275	195	0	195	195
JACOBS	R755E SERIES	350	2	0	2	2
TOTAL			**917**	**0**	**858**	**858**
KAWASAKI	ALL MDLS A/B	0	60	0	60	60
TOTAL			**60**	**0**	**60**	**60**
KEIKHAFER	MK55	40	3	0	3	3
TOTAL			**3**	**0**	**3**	**3**
KEN ROYCE	7 SERIES	120	25	0	25	25
KEN ROYCE	90-5 SERIES	90	17	0	17	17
TOTAL			**42**	**0**	**42**	**42**
KINNER	B5 SERIES	125	81	0	81	81
KINNER	K5 SERIES	100	50	0	50	50
KINNER	R5 SERIES	160	192	0	192	192
TOTAL			**323**	**0**	**323**	**323**
LAMBERT	R266	90	42	0	42	42
TOTAL			**42**	**0**	**42**	**42**

INVENTORY OF AIRCRAFT ENGINES
BY ENGINE MANUFACTURER AND MODEL
PISTON
AS OF DECEMBER 31, 1993

Engine Make	Engine Model	Engine Power	Total Engines	Air Carrier	General Aviation	Total Aircraft
LEBLOND	70 SERIES	70	21	0	21	21
LEBLOND	85 SERIES	85	15	0	15	15
TOTAL			**36**	**0**	**36**	**36**
LENAPPE	AR3-160	50	3	0	2	2
LENAPPE	LM5	95	1	0	1	1
TOTAL			**4**	**0**	**3**	**3**
LERHONE	TYPE C	80	10	0	10	10
LERHONE	TYPE J	110	2	0	2	2
TOTAL			**12**	**0**	**12**	**12**
LIMBACH	LIMBACH L2000	80	25	0	20	20
LIMBACH	1700E	68	22	0	22	22
TOTAL			**47**	**0**	**42**	**42**
LINCOLN	LIBERTY-12	400	1	0	1	1
TOTAL			**1**	**0**	**1**	**1**
LYCOMING	AEIO-320 SER	150	68	0	65	65
LYCOMING	AEIO-360 SER	180	685	0	685	685
LYCOMING	AEIO-540 SER	260	191	0	190	190
LYCOMING	GO-435	210	51	0	42	42
LYCOMING	GO-435C&D SER	260	354	1	249	250
LYCOMING	GO-480 SERIES	295	825	1	483	484
LYCOMING	GSO&IGSO-480	340	507	0	258	258
LYCOMING	GSO-435 SERIE	300	11	0	10	10
LYCOMING	GSO-580 SER	400	8	0	4	4
LYCOMING	HIO-360 SER	205	474	0	474	474
LYCOMING	HO-360	180	96	0	95	95
LYCOMING	IGO-540-B1A	350	57	1	29	30
LYCOMING	IGSO-540-B1A	380	480	10	235	245
LYCOMING	IO-320 SERIES	150	3,199	0	2,025	2,025
LYCOMING	IO-520 SER	285	14	0	12	12
LYCOMING	IO-540 SER	300	2,863	5	2,270	2,275
LYCOMING	IO-720	400	233	1	198	199
LYCOMING	I0-360-B1E	180	58	0	55	55
LYCOMING	I0360 SER A&C	200	1,849	0	1,813	1,813
LYCOMING	I0360 SER BEF	180	8,499	2	7,918	7,920
LYCOMING	O&GO-145C SER	75	48	0	48	48
LYCOMING	O&VO-360 SER	180	15,837	0	15,063	15,063
LYCOMING	R-1820 SER	1300	12	0	11	11
LYCOMING	R680	215	206	0	202	202
LYCOMING	R680-2-B2-BA	240	1	0	1	1
LYCOMING	R680-4P-B4	225	170	0	170	170
LYCOMING	R680-5-B5-D5	260	6	0	6	6
LYCOMING	R680-6B6-D6	245	9	0	9	9
LYCOMING	R680E SERIES	300	299	0	282	282
LYCOMING	TIGO-541SER	400	224	0	112	112
LYCOMING	TI0-540 SER	310	10,023	8	6,668	6,676
LYCOMING	TI0-541 SER	310	831	0	427	427
LYCOMING	TV0-435 SER	280	209	0	209	209
LYCOMING	T0-360 SER	210	130	0	97	97
LYCOMING	T53 SER	1150	8	0	8	8
LYCOMING	VO-435 SERIES	260	441	0	441	441
LYCOMING	VO-540 SERIES	310	329	0	326	326

INVENTORY OF AIRCRAFT ENGINES
BY ENGINE MANUFACTURER AND MODEL
PISTON
AS OF DECEMBER 31, 1993

Engine Make	Engine Model	Engine Power	Total Engines	Air Carrier	General Aviation	Total Aircraft
LYCOMING	0-145A SERIES	55	47	0	47	47
LYCOMING	0-145B SERIES	65	745	0	745	745
LYCOMING	0-235 SERIES	115	11,097	1	11,088	11,089
LYCOMING	0-290 SERIES	140	3,345	0	3,338	3,338
LYCOMING	0-320 SERIES	160	36,525	3	35,549	35,552
LYCOMING	0-340 SERIES	170	129	0	98	98
LYCOMING	0-350 SERIES	150	22	0	22	22
LYCOMING	0-360-A1D	180	448	0	425	425
LYCOMING	0-435	175	147	0	146	146
LYCOMING	0-435A/0-435C	190	211	0	211	211
LYCOMING	0-435A2-KSER	225	13	0	13	13
LYCOMING	0-435B	235	6	0	6	6
LYCOMING	0-540 SERIES	250	7,747	18	7,151	7,169
LYCOMING	0-540F1 SERIE	260	33	0	32	32
LYCOMING	0-550-J3A5D	250	2	0	2	2
LYCOMING	125	125	8	0	8	8
TOTAL			**109,830**	**51**	**100,071**	**100,122**
MCCULLOCH	ALL MDLS A/B	0	39	0	39	39
MCCULLOCH	430	90	1	0	1	1
MCCULLOCH	4318A&E/0-100	72	413	0	413	413
TOTAL			**453**	**0**	**453**	**453**
MENASCO	BUCCANEER B6S	200	1	0	1	1
MENASCO	PIRATE C4 D4	125	23	0	23	23
MENASCO	PIRATE C4S	150	12	0	12	12
MENASCO	SUP PIRT D4B	160	12	0	12	12
MENASCO	0-45	22	4	0	4	4
TOTAL			**52**	**0**	**52**	**52**
MERCEDES	D111A	180	2	0	2	2
TOTAL			**2**	**0**	**2**	**2**
MERCURY	MK78/75/	70	1	0	1	1
MERCURY	1000	100	1	0	1	1
TOTAL			**2**	**0**	**2**	**2**
MILL PARTS	TANK V	115	4	0	4	4
TOTAL			**4**	**0**	**4**	**4**
NELSON	H-44-54-59-63	48	4	0	4	4
TOTAL			**4**	**0**	**4**	**4**
OLDSMOBILE	ROCKET 64654	290	5	0	5	5
TOTAL			**5**	**0**	**5**	**5**
ONAN	ALL MDLS A/B	0	79	0	79	79
TOTAL			**79**	**0**	**79**	**79**
OUTBOARD	BIG TWIN	35	3	0	3	3
TOTAL			**3**	**0**	**3**	**3**
P & W	DW-CA SERIES	2300	4	1	1	2
P & W	DW-CB SERIES	2500	49	6	11	17
P & W	H-A SERIES	525	1	0	1	1
P & W	H-B&HSB SER	575	2	0	2	2
P & W	PT6A SERIES	500	105	4	87	91
P & W	R-4360-59B	3250	13	0	4	4
P & W	R-985 SERIES	450	3,453	17	2,669	2,686

INVENTORY OF AIRCRAFT ENGINES
BY ENGINE MANUFACTURER AND MODEL
PISTON
AS OF DECEMBER 31, 1993

Engine Make	Engine Model	Engine Power	Total Engines	Air Carrier	General Aviation	Total Aircraft
P & W	R1340 SERIES	600	2,347	0	2,339	2,339
P & W	R1830 SERIES	1350	553	11	265	276
P & W	R2000 SERIES	1450	193	0	57	57
P & W	R2800 SERIES	2500	714	51	275	326
P & W	TW-D-2SD	1450	4	0	1	1
P & W	TW-SB SERIES	1000	1	0	1	1
P & W	TW-SC SERIES	1050	1	0	1	1
P & W	TW-S1-S3-S4	1200	12	0	7	7
P & W	TWJR-SAIG	660	2	0	2	2
P & W	W-A-B-C-D	450	4	0	3	3
P & W	W-SC SERIES	450	4	0	4	4
P & W	W-S1H&S3H	600	7	0	7	7
P & W	WJR-A	300	6	0	4	4
P & W	WJR-B-S-T	450	59	0	57	57
P & W	WMAJ SERIES	3500	7	0	3	3
TOTAL			**7,541**	**90**	**5,801**	**5,891**
PACKARD	LIBERTY	400	5	0	5	5
TOTAL			**5**	**0**	**5**	**5**
PEZETEL	ASZ-621R-M18	967	6	0	6	6
TOTAL			**6**	**0**	**6**	**6**
PHILLIPS	333 SERIES	120	4	0	4	4
TOTAL			**4**	**0**	**4**	**4**
PKRD-ROLL	V1650 SERIES	1490	96	0	96	96
TOTAL			**96**	**0**	**96**	**96**
POLLMAN	KFM 40/3500/2	40	1	0	1	1
TOTAL			**1**	**0**	**1**	**1**
PORSCHE	PFM 3200 NO3	212	27	0	27	27
PORSCHE	678-4	75	5	0	5	5
PORSCHE	930-67	255	5	0	3	3
TOTAL			**37**	**0**	**35**	**35**
POST	AL100	40	1	0	1	1
TOTAL			**1**	**0**	**1**	**1**
RANGER	SEE FAIRCHILD	0	3	0	3	3
TOTAL			**3**	**0**	**3**	**3**
RECTIMO	4AR 1200	40	11	0	11	11
TOTAL			**11**	**0**	**11**	**11**
RENAULT	H.P03	140	28	0	28	28
RENAULT	6Q10A	230	2	0	2	2
RENAULT	6Q10B	230	13	0	13	13
TOTAL			**43**	**0**	**43**	**43**
REVMASTER	1800 SER	65	1	0	1	1
REVMASTER	2100 SERIES	65	203	0	203	203
TOTAL			**204**	**0**	**204**	**204**
ROLL ROYCE	V-1650-7	1180	26	0	26	26
TOTAL			**26**	**0**	**26**	**26**
ROLL-ROYCE	0-300	145	3	0	3	3
ROLL-ROYCE	GIPSY MK SER	330	14	0	14	14

INVENTORY OF AIRCRAFT ENGINES
BY ENGINE MANUFACTURER AND MODEL
PISTON
AS OF DECEMBER 31, 1993

Engine Make	Engine Model	Engine Power	Total Engines	Air Carrier	General Aviation	Total Aircraft
ROLL-ROYCE	GRIFFON	2455	3	0	3	3
ROLL-ROYCE	MERLIN	1760	18	0	17	17
ROLL-ROYCE	0-200-A	100	13	0	13	13
ROLL-ROYCE	0-240 SER	130	3	0	3	3
TOTAL			**54**	**0**	**53**	**53**
ROTAX	SEE BOMBADIER	0	31	0	30	30
TOTAL			**31**	**0**	**30**	**30**
ROTORWAY	RW-100 SERIES	100	14	0	14	14
ROTORWAY	RW-133 SERIES	160	52	0	52	52
ROTORWAY	RW-145 SERIES	145	45	0	45	45
ROTORWAY	RW152	150	76	0	67	67
TOTAL			**187**	**0**	**178**	**178**
SALMSON	AD9	40	7	0	7	7
TOTAL			**7**	**0**	**7**	**7**
SIEMENS	SH-12	125	2	0	2	2
SIEMENS	SH14	113	6	0	6	6
TOTAL			**8**	**0**	**8**	**8**
SOLO	2350 C	26	0	0	4	4
SOLO	560	25	3	0	3	3
TOTAL			**3**	**0**	**7**	**7**
STARK	STAMO	50	1	0	1	1
TOTAL			**1**	**0**	**1**	**1**
SUBARU	ALL MDLS A/B	0	41	0	41	41
TOTAL			**41**	**0**	**41**	**41**
SZEKELY	SR3-45	45	5	0	5	5
SZEKELY	SR3L	30	8	0	8	8
TOTAL			**13**	**0**	**13**	**13**
TRIUMPH	T SERIES	40	3	0	3	3
TOTAL			**3**	**0**	**3**	**3**
UNIVERSAL	VELIE M5	65	11	0	11	11
TOTAL			**11**	**0**	**11**	**11**
VOLKSWAGEN	CONVERSION	36	971	0	961	961
TOTAL			**971**	**0**	**961**	**961**
WALT MINOR	MINOR 6 III	160	2	0	2	2
WALT MINOR	4 111	105	5	0	4	4
TOTAL			**7**	**0**	**6**	**6**
WALTER	NZ	120	6	0	6	6
TOTAL			**6**	**0**	**6**	**6**
WARNER	SCA JR SERIES	90	18	0	18	18
WARNER	SCARAB SERIES	125	70	0	70	70
WARNER	SS165 SERIES	175	139	0	139	139
WARNER	SS185 SERIES	200	31	0	31	31
WARNER	SS40&50	145	182	0	182	182
WARNER	SS50A	145	8	0	8	8
TOTAL			**448**	**0**	**448**	**448**
WRIGHT	CHAL R600	185	18	0	18	18

INVENTORY OF AIRCRAFT ENGINES
BY ENGINE MANUFACTURER AND MODEL
PISTON
AS OF DECEMBER 31, 1993

Engine Make	Engine Model	Engine Power	Total Engines	Air Carrier	General Aviation	Total Aircraft
WRIGHT	CURTISS OX5	90	81	0	81	81
WRIGHT	CURTISS 0XX6	102	18	0	17	17
WRIGHT	C14AB AC BA	1700	102	0	54	54
WRIGHT	C14BB SERIES	1900	2	0	1	1
WRIGHT	C18BD SERIES	2500	12	0	3	3
WRIGHT	C18CA CB SER	2800	4	0	1	1
WRIGHT	C7BA SERIES	800	90	0	87	87
WRIGHT	C9GC&D SERIES	1200	95	5	43	48
WRIGHT	C9HD SERIES	1425	95	3	47	50
WRIGHT	C9HE SERIES	1525	13	0	12	12
WRIGHT	GYPSY L320	90	4	0	4	4
WRIGHT	HISPANO A&I	150	2	0	2	2
WRIGHT	HISPANO E	180	10	0	10	10
WRIGHT	R-1300 SER	700	38	0	38	38
WRIGHT	R-1300-1B	800	3	0	3	3
WRIGHT	R-1820 SER	1475	268	1	209	210
WRIGHT	R-1820-66	1350	12	1	8	9
WRIGHT	R-2600 SER	1700	59	0	40	40
WRIGHT	R3350-32WA	2900	1	0	1	1
WRIGHT	R3350-42	325	32	0	18	18
WRIGHT	TC18DA SERIES	3250	79	9	13	22
WRIGHT	TC18EA SERIES	3700	74	5	15	20
WRIGHT	WWJ SERIES	220	28	0	28	28
WRIGHT	1820F2 F2A	750	5	0	3	3
WRIGHT	1820F56	785	22	0	15	15
WRIGHT	1820G-2-3&5	1000	21	0	15	15
WRIGHT	1820G102 105	1100	15	0	8	8
WRIGHT	540	175	21	0	21	21
WRIGHT	760A B D E&ET	250	70	0	68	68
WRIGHT	760E-1	300	7	0	7	7
WRIGHT	760E-2	350	32	0	31	31
WRIGHT	975 A B D&E	330	17	0	15	15
WRIGHT	975E&F-2&3	475	58	0	58	58
WRIGHT	975E-1	365	4	0	4	4
WRIGHT	988TC18EA SER	3400	17	4	1	5
TOTAL			**1,429**	**28**	**999**	**1,027**
WSK-PZL	PZL AI-14 SER	300	9	0	9	9
WSK-PZL	PZL-3S	600	2	0	2	2
TOTAL			**11**	**0**	**11**	**11**
WSK-PZL-K	AI-14R SERIES	260	6	0	6	6
WSK-PZL-K	PZL ASZ-62IR	260	33	0	33	33
TOTAL			**39**	**0**	**39**	**39**
XENOA	G44BW	50	2	0	2	2
XENOA	G72CFA	50	2	0	2	2
TOTAL			**4**	**0**	**4**	**4**
TOTAL			**0**	**0**	**0**	**0**
ZENOAH	ALL MDLS A/B	0	42	0	41	41
TOTAL			**42**	**0**	**41**	**41**
ZHUZHOU	HS6A	285	4	0	4	4
TOTAL			**4**	**0**	**4**	**4**

INVENTORY OF AIRCRAFT ENGINES
BY ENGINE MANUFACTURER AND MODEL
PISTON
AS OF DECEMBER 31, 1993

Engine Make	Engine Model	Engine Power	Total Engines	Air Carrier	General Aviation	Total Aircraft
UNKNOWN	UNKNOWN-ENG	0	36,319	118	29,605	29,723
TOTAL	.....	.....	**36,319**	**118**	**29,605**	**29,723**
TOTAL PISTON	.....	.....	**271,714**	**403**	**243,721**	**244,124**

INVENTORY OF AIRCRAFT ENGINES
BY ENGINE MANUFACTURER AND MODEL
TURBO-PROP
AS OF DECEMBER 31, 1993

Engine Make	Engine Model	Engine Power	Total Engines	Air Carrier	General Aviation	Total Aircraft
AIRESEARCH	GTC-85-135	242	4	0	2	2
AIRESEARCH	TPE331 SERIES	904	1,958	268	713	981
AIRESEARCH	TPE331-5&6SER	776	566	10	273	283
AIRESEARCH	TPE331-6-251M	665	22	0	11	11
AIRESEARCH	331 SER 605HP	605	385	1	195	196
AIRESEARCH	331SER 1008HP	1008	30	0	15	15
AIRESEARCH	331SER 705HP	705	34	0	17	17
AIRESEARCH	331SER 755HP	755	2	0	1	1
AIRESEARCH	331SER 904HP	904	12	0	6	6
TOTAL			**3,013**	**279**	**1,233**	**1,512**
AIRSEARCH	TPE331-5-252M	715	22	0	11	11
TOTAL			**22**	**0**	**11**	**11**
ALLISON	T-56-A-7 SER	4050	60	0	15	15
ALLISON	T-56A-9	3750	12	0	3	3
ALLISON	T56-A-15 SER	4910	8	0	2	2
ALLISON	T56A11 SER	4900	8	0	2	2
ALLISON	250 SER 250HP	250	4	0	2	2
ALLISON	250 SER 400HP	400	2	0	1	1
ALLISON	250-B17 SER	385	16	0	8	8
ALLISON	250-C20 SER	420	1	0	1	1
ALLISON	250-C30 SER	650	1	0	1	1
ALLISON	501 SER	4680	4	0	1	1
ALLISON	501-D13 SER	3750	256	68	24	92
ALLISON	501-D22	4050	20	5	0	5
ALLISON	501-D22A	4680	56	8	6	14
TOTAL			**448**	**81**	**66**	**147**
CONT MOTOR	GTSIO-520 SER	435	45	0	23	23
CONT MOTOR	I0-470 SERIES	260	6	0	6	6
CONT MOTOR	TSIO-550 SER	280	26	0	26	26
CONT MOTOR	TS10-360 SER	450	2	0	1	1
TOTAL			**79**	**0**	**56**	**56**
G E	CT7 SERIES	1600	232	113	3	116
TOTAL			**232**	**113**	**3**	**116**
GE	CT58	1350	4	0	2	2
TOTAL			**4**	**0**	**2**	**2**
LYCOMING	IO 540 SER	260	3	0	2	2
LYCOMING	LTP 101 600	585	4	0	2	2
LYCOMING	T-53 SER	1150	4	0	3	3
LYCOMING	T-55 SER TP	2650	2	0	1	1
LYCOMING	TIO 540 SER	250	6	0	6	6
LYCOMING	TIO-360 SER	282	1	0	1	1
TOTAL			**20**	**0**	**15**	**15**
P & W	PT6 SERIES	500	3,402	248	1,517	1,765
P & W	PT6A SER	750	1,034	79	536	615
P & W	PT6A-45	1070	21	1	12	13
P & W	PT6A-65B	1100	76	32	6	38
P & W	PW 120	2000	296	146	2	148
P & W	PW 121	2044	84	42	0	42
P & W	PW 123	2380	12	6	0	6
P & W	PW 124	2400	22	11	0	11

INVENTORY OF AIRCRAFT ENGINES
BY ENGINE MANUFACTURER AND MODEL
TURBO-PROP
AS OF DECEMBER 31, 1993

Engine Make	Engine Model	Engine Power	Total Engines	Air Carrier	General Aviation	Total Aircraft
P & W	PW 126A	2600	6	3	0	3
P & W	PW-118	2000	354	170	7	177
P & W	PW118	1800	4	2	0	2
P & W	T34 SERIES	7500	6	0	2	2
P & W	127	2880	2	1	0	1
TOTAL			**5,319**	**741**	**2,082**	**2,823**
P&W CANADA	PT6A-6 SERIES	1050	65	13	24	37
TOTAL			**65**	**13**	**24**	**37**
ROLL ROYCE	DART 7 SERIES	2100	6	2	1	3
TOTAL			**6**	**2**	**1**	**3**
ROLL-ROYCE	DART 506	1540	4	0	1	1
ROLL-ROYCE	DART 510&511	1740	52	4	12	16
ROLL-ROYCE	DART 527 528	2068	2	1	0	1
ROLL-ROYCE	DART 529	2154	134	6	61	67
ROLL-ROYCE	DART 542	2966	118	56	3	59
ROLL-ROYCE	DART532	2238	78	31	8	39
ROLL-ROYCE	TYNE 515	5730	20	4	1	5
TOTAL			**408**	**102**	**86**	**188**
TURBOMECA	ASTAZOU IIA	550	2	0	2	2
TURBOMECA	ASTAZOU XIVC	893	6	0	3	3
TURBOMECA	BASTAN VI SER	1065	14	0	7	7
TOTAL			**22**	**0**	**12**	**12**
U/A CANADA	PT6 SER 578HP	550	556	16	262	278
U/A CANADA	PT6A SERIES	715	709	22	328	350
U/A CANADA	PT6A-25	425	4	0	2	2
U/A CANADA	PT6A-27-28	715	450	9	216	225
U/A CANADA	PT6A-29	778	6	0	3	3
U/A CANADA	PT6A-34	783	29	9	7	16
U/A CANADA	PT6A-41	850	260	0	130	130
U/A CANADA	PT6A-6	400	1	0	1	1
U/A CANADA	PT6A-6A&6B	500	18	0	9	9
TOTAL			**2,033**	**56**	**958**	**1,014**
AIRESEARCH	TSE331 SERIES	800	6	0	6	6
TOTAL			**6**	**0**	**6**	**6**
ALLISON	250 SER 250HP	250	672	6	634	640
ALLISON	250 SER 317HP	317	73	0	70	70
ALLISON	250 SER 400HP	400	576	0	554	554
ALLISON	250-B17 SER	385	4	0	4	4
ALLISON	250-C20 SER	420	1,362	22	820	842
ALLISON	250-C28 SER	500	67	0	60	60
ALLISON	250-C30 SER	650	322	0	272	272
TOTAL			**3,076**	**28**	**2,414**	**2,442**
GE	CT58 SERIES	1350	48	0	24	24
GE	CT7 SERIES	1560	18	0	9	9
GE	T58 SERIES	1350	19	0	14	14
GE	T700 SERIES	1543	5	0	3	3
TOTAL			**90**	**0**	**50**	**50**
LHTEC	YT800-LHT-800	895	1	0	1	1
TOTAL			**1**	**0**	**1**	**1**

INVENTORY OF AIRCRAFT ENGINES
BY ENGINE MANUFACTURER AND MODEL
TURBO-PROP
AS OF DECEMBER 31, 1993

Engine Make	Engine Model	Engine Power	Total Engines	Air Carrier	General Aviation	Total Aircraft
LYCOMING	AL5512	4355	10	0	5	5
LYCOMING	HI0-360 SER	205	70	0	70	70
LYCOMING	I0-360 SER	200	8	0	8	8
LYCOMING	LTC4B-8D	2650	2	0	1	1
LYCOMING	LTS 101 600A	592	88	0	79	79
LYCOMING	LTS-101 SER	317	284	0	149	149
LYCOMING	T-53	1150	58	0	57	57
LYCOMING	T-53 SERIES	1150	24	0	24	24
LYCOMING	T-55 SER TS	2650	9	0	8	8
LYCOMING	T53-L-13	1400	12	0	12	12
LYCOMING	VO-540 SER	305	3	0	3	3
LYCOMING	YT55-L-9	2650	1	0	1	1
TOTAL			**569**	**0**	**417**	**417**
P & W	JFTD 12A	4050	14	0	7	7
P & W	PT6 SERIES	500	109	2	54	56
P & W	PT6SER TSHFT	500	50	1	25	26
P & W	T400-CP-400	2000	1	0	1	1
TOTAL			**174**	**3**	**87**	**90**
P&W CANADA	PT6T-3	1600	77	7	33	40
P&W CANADA	PT6T-3 SERIES	1800	110	4	52	56
P&W CANADA	PT6T-3A	1600	4	1	1	2
P&W CANADA	PT6T-6	1675	7	0	7	7
TOTAL			**198**	**12**	**93**	**105**
ROLL ROYCE	MK 510	2750	2	0	1	1
TOTAL			**2**	**0**	**1**	**1**
TURBOMECA	ARRIEL 1	681	235	0	194	194
TURBOMECA	ARTOUSTE II	400	3	0	3	3
TURBOMECA	ARTOUSTEIIIB	858	72	0	72	72
TURBOMECA	ASTAZOU IIA	550	19	1	17	18
TURBOMECA	ASTAZOU SER	1050	4	0	4	4
TURBOMECA	ASTAZOU 111A	592	14	0	14	14
TURBOMECA	MAKILA SERIES	1835	2	0	1	1
TOTAL			**349**	**1**	**305**	**306**
U/A CANADA	PT6 SER 578HP	550	40	1	21	22
U/A CANADA	PT6T SER	1675	41	3	19	22
TOTAL			**81**	**4**	**40**	**44**
UNKNOWN	UNKNOWN-ENG	0	6,084	619	3,110	3,729
TOTAL			**6,084**	**619**	**3,110**	**3,729**
TOTAL TURBO-PROP.			**22,301**	**2,054**	**11,073**	**13,127**

INVENTORY OF AIRCRAFT ENGINES
BY ENGINE MANUFACTURER AND MODEL
TURBO-JET
AS OF DECEMBER 31, 1993

Engine Make	Engine Model	Engine Power	Total Engines	Air Carrier	General Aviation	Total Aircraft
AIRESEARCH	TFE731 SER	3500	602	0	283	283
TOTAL			**602**	**0**	**283**	**283**
ALLISON	J33-A SERIES	635	20	0	20	20
ALLISON	J35-A SERIES	750	2	0	1	1
TOTAL			**22**	**0**	**21**	**21**
AMES	TRS-18	800	2	0	2	2
TOTAL			**2**	**0**	**2**	**2**
BRIST AERO	ORPHEUS 637	500	2	0	1	1
TOTAL			**2**	**0**	**1**	**1**
BRIST SID	MARK 521	312	68	0	35	35
TOTAL			**68**	**0**	**35**	**35**
CFM INTL.	CFM56 SERIES	2200	1,186	543	1	544
TOTAL			**1,186**	**543**	**1**	**544**
CONT AVN	CJ69-1025	103	2	0	2	2
TOTAL			**2**	**0**	**2**	**2**
DEHAV ENG	GOBLIN MK 2&3	500	13	0	11	11
TOTAL			**13**	**0**	**11**	**11**
FORD	J57/21B	7200	1	0	1	1
TOTAL			**1**	**0**	**1**	**1**
G E	J-79-15A	4000	4	0	2	2
TOTAL			**4**	**0**	**2**	**2**
GARRETT	ATF 3 SERIES	2020	32	0	16	16
GARRETT	TFE 731 SER	3500	2,069	2	954	956
TOTAL			**2,101**	**2**	**970**	**972**
GE	CF-34-1A	8650	8	0	4	4
GE	CFM56 SERIES	9800	174	81	2	83
GE	CF34 SERIES	9140	180	2	88	90
GE	CF6-50 SER	5000	273	92	4	96
GE	CF6-6	4000	347	115	1	116
GE	CF6-80 SERIES	4760	361	164	0	164
GE	CF700 SERIES	420	299	0	150	150
GE	CJ-610-8A	2950	6	0	3	3
GE	CJ610-1&4	270	652	0	326	326
GE	CJ610-5&6	278	92	0	47	47
GE	CJ610-8&9	293	82	0	41	41
GE	CJ805-23	1610	12	0	3	3
GE	CJ805-3	1165	32	0	8	8
GE	JT79 SERIES	1580	17	0	9	9
GE	J47 SERIES	300	5	0	5	5
GE	J85-GE-5A	385	13	0	8	8
GE	TG190B	500	3	0	2	2
TOTAL			**2,556**	**454**	**701**	**1,155**
IAE	V2500	25000	26	2	11	13
TOTAL			**26**	**2**	**11**	**13**
KLIMOV	VK-1	5950	9	0	9	9
TOTAL			**9**	**0**	**9**	**9**
LYCOMING	ALF-502 SER.	7500	210	34	37	71

INVENTORY OF AIRCRAFT ENGINES
BY ENGINE MANUFACTURER AND MODEL
TURBO-JET
AS OF DECEMBER 31, 1993

Engine Make	Engine Model	Engine Power	Total Engines	Air Carrier	General Aviation	Total Aircraft
LYCOMING	ALF-502-L	7500	4	1	1	2
LYCOMING	AL503 SER	7500	4	1	0	1
TOTAL			**218**	**36**	**38**	**74**
MICRO	TRS-18	800	4	0	4	4
TOTAL			**4**	**0**	**4**	**4**
MOTORLET	M-701C	1960	1	0	1	1
TOTAL			**1**	**0**	**1**	**1**
ORENDA	11	750	1	0	1	1
ORENDA	14	750	11	0	11	11
TOTAL			**12**	**0**	**12**	**12**
ORENDO	10	710	2	0	2	2
TOTAL			**2**	**0**	**2**	**2**
P & W	JT12A SERIES	1320	17	0	8	8
P & W	JT12A-6 6A	3000	286	0	104	104
P & W	JT12A-8	330	146	0	66	66
P & W	JT12D-SER	300	3	0	2	2
P & W	JT15D 5	250	401	0	201	201
P & W	JT15D-1	220	469	10	221	231
P & W	JT15D-1A	220	88	0	44	44
P & W	JT15D-4	2500	842	0	422	422
P & W	JT3C-4&6	1120	40	3	7	10
P & W	JT3D SERIES	7200	272	64	4	68
P & W	JT3D-3&3B	1800	396	84	15	99
P & W	JT4A-3&5	1580	68	9	8	17
P & W	JT8D SERIES	7700	1,518	697	8	705
P & W	JT8D-1	1400	1,512	567	14	581
P & W	JT8D-15	1550	414	158	1	159
P & W	JT8D-17 SER	1520	317	127	3	130
P & W	JT8D-5	1200	323	115	6	121
P & W	JT8D-9 SER	1450	1,408	551	9	560
P & W	JT9D SERIES	2252	364	104	2	106
P & W	JT9D-3 SER	4350	449	122	0	122
P & W	J42&J48 SER	850	8	2	2	4
P & W	J57 SER	7200	10	0	9	9
P & W	PW2037	2000	144	72	0	72
P & W	PW2040	41700	236	117	0	117
P & W	PW300 SER	5200	22	0	11	11
P & W	PW4000 SER	6000	266	93	2	95
TOTAL			**10,019**	**2,895**	**1,169**	**4,064**
ROLL-ROYCE	AVON 525B	1025	2	0	1	1
ROLL-ROYCE	AVON 532R	1208	6	0	4	4
ROLL-ROYCE	FLYGMTR RM6C	17500	1	0	1	1
ROLL-ROYCE	MERLIN 114A	3500	1	0	1	1
ROLL-ROYCE	MK 22-6	2500	2	0	2	2
ROLL-ROYCE	MK511-14	11400	12	1	5	6
ROLL-ROYCE	NENE	510	22	0	22	22
ROLL-ROYCE	OLYMPUS 593	3135	2	0	2	2
ROLL-ROYCE	RB.211 SERIES	22000	277	127	3	130
ROLL-ROYCE	RB-211-22	4000	232	76	2	78
ROLL-ROYCE	SPEY MK 511-8	1140	439	3	216	219
ROLL-ROYCE	SPEY 506-14	1060	94	20	27	47

INVENTORY OF AIRCRAFT ENGINES
BY ENGINE MANUFACTURER AND MODEL
TURBO-JET
AS OF DECEMBER 31, 1993

Engine Make	Engine Model	Engine Power	Total Engines	Air Carrier	General Aviation	Total Aircraft
ROLL-ROYCE	SPEY 555-15	985	52	26	0	26
ROLL-ROYCE	TAY MK 610-8	12420	160	4	76	80
ROLL-ROYCE	TAY 611-8	12450	94	0	47	47
ROLL-ROYCE	TAY650-15	15100	182	89	1	90
ROLL-ROYCE	VIPER MK 601	367	33	0	17	17
ROLL-ROYCE	VIPER MK521	310	6	0	3	3
ROLL-ROYCE	VIPER MK522	333	99	0	51	51
TOTAL			**1,716**	**346**	**481**	**827**
ROLL0ROYCE	ORPHEOUS	4130	2	0	2	2
TOTAL			**2**	**0**	**2**	**2**
TURBOMECA	MARBORE IIC	88	90	0	45	45
TOTAL			**90**	**0**	**45**	**45**
U/A CANADA	JT15D-1	220	102	0	51	51
U/A CANADA	JT15D-4	250	38	0	19	19
TOTAL			**140**	**0**	**70**	**70**
WESTINGHSE	J34WE & J30D	340	4	0	1	1
TOTAL			**4**	**0**	**1**	**1**
WILLIAMS	FJ 44	1800	52	0	26	26
TOTAL			**52**	**0**	**26**	**26**
WRIGHT	J65-W SERIES	770	2	0	2	2
WRIGHT	R-3350-34&91	325	5	0	3	3
TOTAL			**7**	**0**	**5**	**5**
G E	YF-120	65000	3	0	2	2
TOTAL			**3**	**0**	**2**	**2**
P & W	YF-119	65000	1	0	1	1
TOTAL			**1**	**0**	**1**	**1**
UNKNOWN	UNKNOWN-ENG	0	5,525	897	1,621	2,518
TOTAL			**5,525**	**897**	**1,621**	**2,518**
TOTAL TURBO-JET			**24,390**	**5,175**	**5,530**	**10,705**
OVERALL TOTALS			**318,405**	**7,632**	**260,324**	**267,956**

APPENDIX C

U.S. REGISTERED GENERAL AVIATION AIRCRAFT BY TYPE AND BY STATE AND COUNTY OF AIRCRAFT OWNER

U.S. REGISTERED GENERAL AVIATION AIRCRAFT BY TYPE AND BY REGION OF AIRCRAFT OWNER AS OF DECEMBER 31, 1993

Region	Total	Piston					Turboprop				Turbojet				Rotorcraft		Other
		Single-Engine		Multi-Engine			Single Engine	Multi-Engine			Single Engine	Multi-Engine			Piston	Turbo	
				2-Engine		3+ Engine		2-Engine		3+ Engine		2-Engine		3+ Engine			
		1-3 Place	4+ Place	1-6 Place	7+ Place			1-12 Place	13+ Place			1-12 Place	13+ Place				
Alabama																	
Autauga	37	17	13	1	—	—	—	1	—	—	—	—	—	—	2	—	2
Baldwin	131	52	49	12	—	—	—	1	—	—	—	—	—	—	2	—	9
Barbour	36	12	15	5	—	—	—	2	—	—	—	—	—	—	1	—	—
Bibb	21	3	13	3	—	—	—	—	—	—	—	1	—	—	—	—	—
Blount	16	6	5	3	—	—	—	—	—	—	—	—	—	—	2	—	—
Bullock	11	4	6	1	—	—	—	—	—	—	—	—	—	—	—	—	—
Butler	13	3	8	2	—	—	—	—	—	—	—	—	—	—	—	—	—
Calhoun	59	11	37	5	—	—	—	3	—	—	—	—	—	—	1	—	1
Chambers	18	7	10	—	—	—	—	—	—	—	—	—	—	—	—	—	—
Cherokee	24	15	7	1	—	—	—	—	—	—	—	—	—	—	—	—	—
Chilton	20	7	10	2	—	—	—	—	—	—	—	—	—	—	—	—	1
Choctaw	7	2	5	—	—	—	—	—	—	—	—	—	—	—	—	—	—
Clarke	5	1	3	1	—	—	—	—	—	—	—	—	—	—	—	—	—
Clay	6	3	2	—	—	—	—	—	—	—	—	—	—	—	—	—	—
Cleburne	6	1	3	1	—	—	—	1	—	—	—	—	—	—	—	—	—
Coffee	89	34	38	5	—	—	—	1	—	—	—	—	—	—	3	6	—
Colbert	57	13	19	7	—	—	—	4	—	—	—	2	—	—	1	7	1
Conecuh	8	5	3	—	—	—	—	—	—	—	—	—	—	—	—	—	—
Coosa	4	1	2	—	—	—	—	—	—	—	—	—	—	—	—	—	—
Covington	36	14	17	3	—	—	—	—	—	—	—	—	—	—	1	—	—
Crenshaw	14	7	6	1	—	—	—	—	—	—	—	—	—	—	—	—	—
Cullman	53	21	21	4	—	—	—	—	—	—	—	—	—	—	6	—	—
Dale	103	31	28	7	—	—	—	—	—	—	—	1	—	—	19	13	1
Dallas	50	22	17	1	—	—	—	—	1	—	—	—	—	—	5	2	—
De Kalb	91	37	43	4	—	—	1	4	—	—	—	—	—	—	—	—	1
Elmore	36	13	17	3	—	—	—	—	—	—	—	—	—	—	3	—	—
Escambia	66	41	14	3	—	—	—	—	—	—	—	—	—	—	6	—	1
Etowah	63	21	28	2	—	—	—	1	1	—	1	1	—	—	1	—	4
Fayette	10	1	9	—	—	—	—	—	—	—	—	—	—	—	—	—	—
Franklin	15	6	7	—	—	—	—	—	—	—	—	—	—	—	1	—	—
Geneva	28	18	9	1	—	—	—	—	—	—	—	—	—	—	—	—	—
Greene	3	1	2	—	—	—	—	—	—	—	—	—	—	—	—	—	—
Hale	15	8	4	—	—	—	—	—	—	—	—	—	—	—	1	—	—
Henry	15	6	6	2	—	—	—	1	—	—	—	—	—	—	—	—	—
Houston	112	26	46	9	—	1	—	11	—	—	—	1	—	—	11	2	2
Jackson	45	22	20	2	—	—	—	—	—	—	—	—	—	—	—	—	1
Jefferson	591	135	249	61	—	—	1	21	4	—	—	36	5	3	13	21	15
Lamar	5	2	2	—	—	—	—	—	—	—	—	—	—	—	—	—	—
Lauderdale	79	30	34	7	—	—	—	3	—	—	—	—	—	—	2	—	—
Lawrence	11	4	5	1	—	—	—	1	—	—	—	—	—	—	—	—	—
Lee	64	16	31	5	—	—	—	2	—	—	—	1	—	—	—	—	6
Limestone	48	17	21	4	—	—	—	2	—	—	—	—	—	—	—	1	1
Lowndes	3	—	2	1	—	—	—	—	—	—	—	—	—	—	—	—	—
Macon	11	3	7	—	—	—	—	—	—	—	—	—	—	—	—	—	—
Madison	357	123	165	19	—	—	—	3	1	—	—	2	—	—	14	1	22
Marengo	10	2	7	—	—	—	—	—	—	—	—	—	—	—	1	—	—
Marion	30	13	12	—	—	—	—	—	—	—	1	—	—	—	1	—	—
Marshall	91	52	28	3	—	—	—	1	—	—	—	2	—	—	2	—	—
Mobile	305	114	122	21	—	—	—	5	—	—	—	4	—	—	13	7	3
Monroe	47	29	13	—	—	—	—	2	—	—	—	1	—	—	—	—	2
Montgomery	772	51	634	20	—	—	—	5	1	—	3	4	1	—	3	2	25
Morgan	89	23	34	6	—	—	—	—	—	—	—	1	—	—	8	—	15
Perry	1	1	—	—	—	—	—	—	—	—	—	—	—	—	—	—	—
Pickens	8	3	5	—	—	—	—	—	—	—	—	—	—	—	—	—	—
Pike	53	22	13	7	—	1	—	2	1	—	—	1	1	—	—	—	—
Randolph	15	5	10	—	—	—	—	—	—	—	—	—	—	—	—	—	—

U.S. REGISTERED GENERAL AVIATION AIRCRAFT BY TYPE AND BY REGION OF AIRCRAFT OWNER AS OF DECEMBER 31, 1993

Region	Total	Piston					Turboprop				Turbojet				Rotorcraft		Other
		Single-Engine		Multi-Engine			Single Engine	Multi-Engine			Single Engine	Multi-Engine			Piston	Turbo	
				2-Engine				2-Engine				2-Engine					
		1-3 Place	4+ Place	1-6 Place	7+ Place	3+ Engine		1-12 Place	13+ Place	3+ Engine		1-12 Place	13+ Place	3+ Engine			
Alabama—Cont.																	
Russell	16	9	5	—	—	—	—	1	—	—	—	—	—	—	—	—	—
Shelby	61	16	26	8	—	—	—	3	—	—	—	—	—	—	1	—	2
St Clair	32	18	13	1	—	—	—	—	—	—	—	—	—	—	—	—	—
Sumter	12	7	5	—	—	—	—	—	—	—	—	—	—	—	—	—	—
Talladega	31	9	14	3	—	—	—	—	—	—	—	—	—	—	2	—	1
Tallapoosa	25	7	9	4	—	—	—	1	1	—	—	1	—	—	—	1	1
Tuscaloosa	129	40	54	12	—	—	—	3	—	—	—	3	1	1	3	—	3
Walker	57	24	26	2	—	—	—	—	—	—	—	—	—	—	1	1	—
Washington	8	5	2	1	—	—	—	—	—	—	—	—	—	—	—	—	—
Wilcox	10	6	1	1	—	—	—	—	1	—	—	—	—	—	—	—	—
Winston	31	11	13	5	—	—	—	1	—	—	—	—	—	—	—	—	—
Unknown	1	1	—	—	—	—	—	—	—	—	—	—	—	—	—	—	—
Unknown	1	1	—	—	—	—	—	—	—	—	—	—	—	—	—	—	—
State Total	**4327**	**1291**	**2104**	**283**	**155**	**2**	**2**	**86**	**11**	**—**	**5**	**62**	**8**	**4**	**130**	**64**	**120**
Alaska																	
Aleutian I	56	23	27	1	—	1	—	—	—	—	—	—	—	—	—	1	—
Anchorage	3619	1401	1849	86	—	17	11	11	9	3	1	6	2	2	27	88	32
Barrow Div	50	4	34	2	—	—	1	1	1	—	—	—	—	—	—	3	—
Bethel Div	269	94	158	8	—	—	—	—	—	—	—	—	—	—	3	4	1
Bristol Ba	132	50	75	3	—	—	1	—	—	—	—	—	—	—	1	—	—
Bristol Ba	299	123	160	6	—	—	—	—	—	—	—	—	—	—	—	1	—
Cordova Mc	98	52	42	—	—	—	—	—	—	—	—	—	—	—	1	2	—
Fairbanks	1043	408	540	22	—	12	3	1	1	—	—	—	—	—	7	11	6
Haines Div	61	8	45	3	—	—	—	—	—	—	—	—	—	—	—	1	—
Juneau Div	289	89	173	8	—	—	—	1	—	—	—	—	—	—	4	10	—
Kenai Cook	940	456	404	27	—	3	1	4	3	—	—	—	—	—	7	18	—
Ketchikan	181	30	90	1	—	1	2	—	—	—	—	—	—	—	4	51	—
Kobuk Div	111	43	63	—	—	—	—	—	—	—	—	—	—	—	1	—	1
Kodiak Div	123	51	61	6	—	—	—	—	—	—	—	—	—	—	2	1	—
Kuskokwim	96	40	52	3	—	—	—	—	—	—	—	—	—	—	—	—	—
Matanuska	744	386	327	12	—	1	—	—	—	—	—	—	—	—	3	6	4
Nome Div	150	53	67	3	—	—	—	—	—	—	—	—	—	—	9	—	—
Outer Ketc	1	—	1	—	—	—	—	—	—	—	—	—	—	—	—	—	—
Prince Of	9	5	4	—	—	—	—	—	—	—	—	—	—	—	—	—	—
Se Fairban	129	58	62	6	—	1	—	—	—	—	—	—	—	—	—	2	—
Seward Div	122	47	71	3	—	—	—	—	—	—	—	—	—	—	—	—	—
Sitka Div	51	13	30	1	—	—	—	1	—	—	—	—	—	—	2	3	—
Skagway Ya	63	10	48	2	—	—	1	—	—	—	—	—	—	—	—	—	—
Thorne Bay	8	3	4	—	—	—	—	—	—	—	—	—	—	—	1	—	—
Upper Yuko	52	29	21	—	—	—	—	—	—	—	—	—	—	—	—	—	—
Valdez Chi	154	82	61	2	—	—	—	—	—	—	—	—	—	—	4	—	—
Wade Hampt	14	4	10	—	—	—	—	—	—	—	—	—	—	—	—	—	—
Wrangel Pt	62	20	42	—	—	—	—	—	—	—	—	—	—	—	—	—	—
Yukon KO	167	87	76	—	—	—	1	—	—	—	—	—	—	—	1	—	—
Unknown	1	—	1	—	—	—	—	—	—	—	—	—	—	—	—	—	—
Unknown	1	—	1	—	—	—	—	—	—	—	—	—	—	—	—	—	—
Unknown	5	2	3	—	—	—	—	—	—	—	—	—	—	—	—	—	—
State Total	**9100**	**3671**	**4602**	**205**	**195**	**36**	**21**	**19**	**14**	**3**	**1**	**6**	**2**	**2**	**77**	**202**	**44**
Arizona																	
Apache	48	17	23	1	—	—	—	3	—	—	—	—	—	—	1	—	2
Cochise	182	59	92	10	—	—	—	—	—	1	—	—	—	—	5	—	10
Coconino	261	40	154	12	—	—	3	2	2	—	—	—	—	—	5	10	23
Gila	106	27	64	6	—	—	—	2	1	—	—	—	—	—	2	1	—
Graham	34	12	16	5	—	—	—	—	—	—	—	—	—	—	—	—	—
Greenlee	3	—	3	—	—	—	—	—	—	—	—	—	—	—	—	—	—

U.S. REGISTERED GENERAL AVIATION AIRCRAFT BY TYPE AND BY REGION OF AIRCRAFT OWNER AS OF DECEMBER 31, 1993

Region	Total	Piston					Turboprop				Turbojet				Rotorcraft		Other
		Single-Engine		Multi-Engine			Single Engine	Multi-Engine			Single Engine	Multi-Engine			Piston	Turbo	
		1-3 Place	4+ Place	2-Engine 1-6 Place	2-Engine 7+ Place	3+ Engine		2-Engine 1-12 Place	2-Engine 13+ Place	3+ Engine		2-Engine 1-12 Place	2-Engine 13+ Place	3+ Engine			
Arizona—Cont.																	
La Paz	73	18	42	8	—	—	—	1	—	—	—	—	—	—	2	2	—
Maricopa	3435	1015	1535	242	—	8	11	42	2	1	14	33	3	3	113	73	267
Mohave	349	80	224	25	—	3	—	—	—	—	—	1	—	—	8	—	2
Navajo	100	17	55	4	—	7	—	1	—	2	—	1	—	—	2	—	1
Pima	972	303	470	57	—	14	1	6	—	5	1	4	1	1	22	11	57
Pinal	218	99	82	8	—	—	1	1	1	1	—	—	—	—	6	1	12
Santa Cruz	48	8	26	9	—	—	—	1	—	—	—	1	—	—	2	—	—
Yavapai	406	125	233	26	—	—	1	1	—	—	—	—	—	—	2	2	11
Yuma	205	66	100	8	—	—	2	4	—	—	—	—	—	—	11	—	4
Unknown	1	—	1	—	—	—	—	—	—	—	—	—	—	—	—	—	—
StateTotal	**6441**	**1886**	**3120**	**421**	**150**	**32**	**19**	**64**	**6**	**10**	**15**	**40**	**4**	**4**	**181**	**100**	**389**
Arkansas																	
Arkansas	110	86	16	3	—	—	5	—	—	—	—	—	—	—	—	—	—
Ashley	42	11	16	4	—	—	6	1	—	—	—	1	—	—	—	—	—
Baxter	51	14	31	4	—	—	—	—	—	—	—	—	—	—	—	—	—
Benton	161	36	71	11	—	—	—	20	1	—	—	7	—	—	1	—	—
Boone	50	19	20	2	—	—	—	1	—	—	—	—	—	—	3	—	2
Bradley	6	2	1	3	—	—	—	—	—	—	—	—	—	—	—	—	—
Calhoun	1	1	—	—	—	—	—	—	—	—	—	—	—	—	—	—	—
Carroll	21	11	6	2	—	—	—	1	—	—	—	—	—	—	—	—	—
Chicot	43	34	7	1	—	—	—	1	—	—	—	—	—	—	—	—	—
Clark	33	11	17	2	—	—	—	2	—	—	—	—	—	—	—	—	—
Clay	39	21	13	2	—	—	1	—	—	—	—	—	—	—	1	—	—
Cleburne	34	12	13	4	—	—	—	1	—	—	—	1	—	—	—	—	—
Cleveland	1	—	1	—	—	—	—	—	—	—	—	—	—	—	—	—	—
Columbia	15	4	7	2	—	—	—	—	—	—	—	—	—	—	1	—	—
Conway	10	4	6	—	—	—	—	—	—	—	—	—	—	—	—	—	—
Craighead	156	71	38	15	—	—	7	6	2	—	—	1	—	—	5	—	3
Crawford	20	9	8	1	—	—	—	—	—	—	—	—	—	—	1	—	—
Crittenden	51	20	11	4	—	—	3	2	—	—	—	—	—	—	5	—	2
Cross	46	30	10	1	—	—	—	—	—	—	—	—	—	—	5	—	—
Dallas	6	2	4	—	—	—	—	—	—	—	—	—	—	—	—	—	—
Desha	46	31	12	—	—	—	2	—	—	—	—	—	—	—	1	—	—
Drew	21	9	9	1	—	—	2	—	—	—	—	—	—	—	—	—	—
Faulkner	79	38	30	5	—	—	—	—	—	—	—	3	—	—	1	—	1
Franklin	8	3	4	1	—	—	—	—	—	—	—	—	—	—	—	—	—
Fulton	11	3	6	1	—	—	—	—	—	—	—	—	—	—	—	—	—
Garland	61	17	31	9	—	—	—	1	—	—	—	—	—	—	1	—	—
Grant	6	2	4	—	—	—	—	—	—	—	—	—	—	—	—	—	—
Greene	40	16	15	3	—	—	3	—	—	—	—	—	—	—	2	1	—
Hempstead	11	2	8	—	—	—	—	—	—	—	—	—	—	—	—	—	—
Hot Spring	15	3	8	1	—	—	—	—	—	—	—	—	—	—	1	—	—
Howard	14	4	7	3	—	—	—	—	—	—	—	—	—	—	—	—	—
Independen	53	25	22	3	—	—	—	1	—	—	—	—	—	—	—	—	1
Izard	28	11	15	1	—	—	—	—	—	—	—	—	—	—	—	—	—
Jackson	42	25	13	1	—	—	1	—	—	—	—	—	—	—	2	—	—
Jefferson	86	42	26	—	—	—	3	1	—	—	—	—	—	—	2	—	2
Johnson	11	5	5	—	—	—	—	1	—	—	—	—	—	—	—	—	—
Lafayette	17	11	5	—	—	—	—	—	—	—	—	1	—	—	—	—	—
Lawrence	51	27	14	2	—	—	2	—	—	—	—	—	—	—	6	—	—
Lee	15	7	4	1	—	—	3	—	—	—	—	—	—	—	—	—	—
Lincoln	29	24	5	—	—	—	—	—	—	—	—	—	—	—	—	—	—
Little Riv	12	7	4	1	—	—	—	—	—	—	—	—	—	—	—	—	—
Logan	8	2	6	—	—	—	—	—	—	—	—	—	—	—	—	—	—
Lonoke	94	59	23	3	—	—	3	—	—	—	—	—	—	—	1	—	4

U.S. REGISTERED GENERAL AVIATION AIRCRAFT BY TYPE AND BY REGION OF AIRCRAFT OWNER AS OF DECEMBER 31, 1993

Region	Total	Piston					Turboprop				Turbojet				Rotorcraft		Other
		Single-Engine		Multi-Engine			Single Engine	Multi-Engine			Single Engine	Multi-Engine			Piston	Turbo	
		1-3 Place	4+ Place	2-Engine 1-6 Place	2-Engine 7+ Place	3+ Engine		2-Engine 1-12 Place	2-Engine 13+ Place	3+ Engine		2-Engine 1-12 Place	2-Engine 13+ Place	3+ Engine			
Arkansas—Cont.																	
Madison	13	4	8	—	—	—	—	—	—	—	—	—	—	—	1	—	—
Marion	24	11	10	2	—	—	—	1	—	—	—	—	—	—	—	—	—
Miller	17	7	6	1	—	—	—	—	—	—	—	—	—	—	—	1	—
Mississipp	63	39	20	1	—	—	2	1	—	—	—	—	—	—	—	—	—
Monroe	30	14	9	2	—	—	1	—	—	—	—	—	—	—	—	—	—
Montgomery	6	3	3	—	—	—	—	—	—	—	—	—	—	—	—	—	—
Nevada	1	—	1	—	—	—	—	—	—	—	—	—	—	—	—	—	—
Newton	4	3	—	—	—	—	—	—	—	—	—	—	—	—	—	—	1
Ouachita	15	3	4	3	—	—	—	1	—	—	1	1	—	—	—	—	—
Perry	7	3	4	—	—	—	—	—	—	—	—	—	—	—	—	—	—
Phillips	41	24	11	1	—	—	4	1	—	—	—	—	—	—	—	—	—
Pike	4	—	3	—	—	—	—	—	—	—	—	—	—	—	1	—	—
Poinsett	51	28	10	1	—	—	8	—	—	—	—	—	—	—	4	—	—
Polk	55	22	16	8	—	—	—	—	—	—	—	—	—	—	4	—	1
Pope	57	18	29	5	—	—	—	2	—	—	—	—	—	—	—	—	—
Prairie	37	28	6	1	—	—	2	—	—	—	—	—	—	—	—	—	—
Pulaski	450	115	181	42	—	—	2	20	1	—	—	18	8	9	11	3	22
Randolph	16	8	6	—	—	—	—	—	—	—	—	—	—	—	—	1	1
Saline	30	13	16	—	—	—	—	—	—	—	—	—	—	—	—	—	1
Scott	4	2	1	1	—	—	—	—	—	—	—	—	—	—	—	—	—
Searcy	3	2	1	—	—	—	—	—	—	—	—	—	—	—	—	—	—
Sebastian	93	24	37	8	—	—	—	4	1	—	—	8	1	—	4	—	3
Sevier	9	2	7	—	—	—	—	—	—	—	—	—	—	—	—	—	—
Sharp	13	3	10	—	—	—	—	—	—	—	—	—	—	—	—	—	—
St Francis	39	33	4	1	—	—	—	—	—	—	—	—	—	—	—	—	—
Stone	26	10	12	4	—	—	—	—	—	—	—	—	—	—	—	—	—
Union	66	10	36	8	—	—	—	4	—	—	—	3	—	—	—	—	—
Van Buren	36	6	14	8	—	—	—	3	—	—	—	—	—	—	1	—	—
Washington	208	71	79	14	—	—	—	8	2	—	—	4	1	—	1	—	2
White	71	27	23	10	—	—	—	3	—	—	—	—	—	—	4	—	2
Woodruff	29	18	5	1	—	—	4	—	—	—	—	—	—	—	—	—	—
Yell	15	7	7	—	—	—	—	—	—	—	—	1	—	—	—	—	—
State Total	**3187**	**1329**	**1151**	**219**	**137**	—	**64**	**87**	**7**	—	**1**	**49**	**10**	**9**	**70**	**6**	**48**
California																	
Alameda	1230	400	571	74	—	2	4	12	2	—	3	10	9	—	21	14	81
Alpine	18	5	10	1	—	—	—	—	—	—	—	—	1	—	—	—	1
Amador	95	37	50	5	—	—	—	—	—	—	2	—	—	—	1	—	—
Butte	411	144	181	27	—	9	—	3	—	6	—	—	—	—	15	8	8
Calaveras	86	42	34	3	—	—	—	—	—	—	—	—	—	—	4	1	1
Colusa	118	72	38	2	—	—	—	—	—	—	—	—	—	—	2	4	—
Contra Cos	848	251	437	55	—	1	—	8	—	—	3	7	—	—	25	9	25
Del Norte	38	8	23	2	—	—	—	—	—	—	—	—	—	—	2	—	1
El Dorado	407	112	265	13	—	—	—	1	—	—	—	1	—	—	1	—	9
Fresno	854	276	399	54	—	—	11	10	1	—	—	4	1	—	31	21	28
Glenn	97	47	42	1	—	—	1	—	—	—	—	—	—	—	3	1	2
Humboldt	210	68	118	5	—	—	3	3	—	—	—	—	—	—	2	—	4
Imperial	235	108	94	15	—	—	2	4	—	—	—	—	—	—	4	2	4
Inyo	70	11	45	6	—	—	—	—	—	—	—	—	—	—	—	1	6
Kern	1052	380	414	56	—	—	7	15	2	—	12	17	3	1	37	26	55
Kings	176	70	74	15	—	—	—	—	—	—	—	2	—	—	2	1	7
Lake	136	42	73	5	—	—	—	1	—	—	—	—	—	—	6	1	4
Lassen	42	13	24	2	—	—	—	—	—	—	—	—	—	—	1	—	—
Los Angele	6441	1696	3067	441	—	10	24	77	19	7	14	94	54	17	200	205	267
Madera	127	59	54	6	—	—	—	1	—	—	—	—	—	—	—	1	1
Marin	402	127	222	18	—	—	—	3	—	—	1	1	—	—	6	2	11

U.S. REGISTERED GENERAL AVIATION AIRCRAFT BY TYPE AND BY REGION OF AIRCRAFT OWNER AS OF DECEMBER 31, 1993

Region	Total	Piston					Turboprop				Turbojet				Rotorcraft		Other
		Single-Engine		Multi-Engine			Single Engine	Multi-Engine			Single Engine	Multi-Engine			Piston	Turbo	
				2-Engine		3+ Engine		2-Engine		3+ Engine		2-Engine		3+ Engine			
		1-3 Place	4+ Place	1-6 Place	7+ Place			1-12 Place	13+ Place			1-12 Place	13+ Place				
California—Cont.																	
Mariposa	58	21	32	2	—	—	—	1	—	—	—	—	—	—	—	—	2
Mendocino	175	59	93	8	—	—	—	—	—	—	—	—	—	—	3	4	3
Merced	263	104	114	13	—	—	—	4	—	—	—	1	—	—	16	3	5
Modoc	26	7	17	2	—	—	—	—	—	—	—	—	—	—	—	—	—
Mono	36	3	26	4	—	—	—	—	—	—	—	1	—	—	—	—	1
Monterey	479	150	217	32	—	—	3	8	—	—	—	15	2	—	30	1	6
Napa	328	85	121	19	—	—	—	16	—	—	—	—	—	—	7	3	70
Nevada	220	66	121	11	—	—	—	2	—	—	—	6	—	—	2	—	6
Orange	2458	663	1207	194	—	4	2	29	2	5	6	22	5	1	52	44	132
Placer	346	93	195	20	—	—	—	4	—	—	—	2	1	—	4	3	12
Plumas	53	13	32	2	—	—	—	—	—	—	—	1	—	—	—	—	3
Riverside	1417	433	632	96	—	1	—	9	7	3	—	8	—	1	34	18	132
Sacramento	1146	366	541	89	—	—	1	18	1	—	1	6	2	—	22	39	34
San Benito	83	32	34	5	—	—	—	3	—	—	—	—	—	—	—	1	4
San Bernar	1535	460	770	85	—	—	4	14	2	—	—	2	—	2	58	39	67
San Diego	2647	804	1198	157	—	1	2	24	2	—	5	16	3	2	87	60	215
San Franci	366	91	146	23	—	—	2	3	3	—	1	21	14	9	5	15	19
San Joaqui	430	154	193	19	—	—	1	1	—	—	—	1	1	1	34	4	11
San Luis O	520	171	261	31	—	—	—	4	4	—	2	—	—	—	11	7	17
San Mateo	800	232	422	45	—	—	1	12	3	—	1	5	6	—	10	4	27
Santa Barb	622	178	292	47	—	—	5	11	3	2	—	3	2	—	21	7	31
Santa Clar	1899	576	962	110	—	—	3	17	4	2	3	22	4	8	29	26	94
Santa Cruz	339	120	190	11	—	—	1	3	—	—	—	2	—	—	3	1	4
Shasta	322	109	164	9	—	—	—	4	—	—	1	1	—	—	10	8	3
Sierra	9	1	6	—	—	—	—	—	—	—	—	—	—	—	—	—	2
Siskiyou	136	57	63	4	—	—	—	—	—	—	—	—	—	—	5	—	5
Solano	364	142	169	20	—	—	—	2	—	—	1	—	—	—	6	—	19
Sonoma	778	255	398	56	—	—	—	3	—	—	—	7	—	—	7	5	35
Stanislaus	388	158	176	24	—	—	—	6	5	—	—	1	—	—	8	3	3
Sutter	216	101	87	7	—	—	2	1	—	—	—	—	—	—	7	6	3
Tehama	73	30	36	3	—	—	—	—	—	—	—	—	—	—	—	3	—
Trinity	54	19	30	4	—	—	—	—	—	—	—	—	—	—	—	1	—
Tulare	459	152	197	36	—	—	5	6	1	—	—	3	—	—	35	9	9
Tuolumne	222	82	119	10	—	—	—	1	—	—	—	—	—	—	2	1	4
Ventura	1011	379	455	57	—	—	4	9	—	—	21	3	1	—	17	24	19
Yolo	304	119	129	20	—	—	—	3	—	—	—	3	1	—	3	3	19
Yuba	134	59	59	5	—	—	2	1	—	—	—	—	—	—	1	1	5
Unknown	2	—	1	—	—	—	—	—	—	—	—	1	—	—	—	—	—
Unknown	22	1	—	21	—	—	—	—	—	—	—	—	—	—	—	—	—
Unknown	3	2	1	—	—	—	—	—	—	—	—	—	—	—	—	—	—
Unknown	1	—	1	—	—	—	—	—	—	—	—	—	—	—	—	—	—
State Total	**33837**	**10515**	**16142**	**2107**	**926**	**28**	**90**	**357**	**61**	**25**	**77**	**289**	**110**	**42**	**892**	**640**	**1536**
Colorado																	
Adams	464	155	217	41	—	—	—	3	—	—	4	1	2	—	6	3	24
Alamosa	29	6	18	1	—	—	—	—	—	—	—	—	—	—	1	—	2
Arapahoe	515	100	227	32	—	—	—	21	—	—	1	32	2	—	7	20	55
Archuleta	23	2	15	1	—	—	—	—	—	—	—	—	—	—	3	—	2
Baca	20	8	11	—	—	—	—	—	—	—	—	—	—	—	1	—	—
Bent	14	8	4	1	—	—	—	—	—	—	—	—	—	—	—	—	—
Boulder	567	159	252	36	—	—	—	9	—	—	1	2	—	1	8	4	85
Chaffee	31	8	16	4	—	—	—	1	—	—	—	—	—	—	—	—	2
Cheyenne	6	5	1	—	—	—	—	—	—	—	—	—	—	—	—	—	—
Clear Cree	12	3	8	—	—	—	—	—	—	—	—	—	—	—	—	—	1
Conejos	3	2	1	—	—	—	—	—	—	—	—	—	—	—	—	—	—
Costilla	5	4	1	—	—	—	—	—	—	—	—	—	—	—	—	—	—

U.S. REGISTERED GENERAL AVIATION AIRCRAFT BY TYPE AND BY REGION OF AIRCRAFT OWNER AS OF DECEMBER 31, 1993

Region	Total	Piston					Turboprop				Turbojet				Rotorcraft		Other
		Single-Engine		Multi-Engine			Single Engine	Multi-Engine			Single Engine	Multi-Engine			Piston	Turbo	
		1-3 Place	4+ Place	2-Engine 1-6 Place	2-Engine 7+ Place	3+ Engine		2-Engine 1-12 Place	2-Engine 13+ Place	3+ Engine		2-Engine 1-12 Place	2-Engine 13+ Place	3+ Engine			
Colorado—Cont.																	
Crowley	1	1	—	—	—	—	—	—	—	—	—	—	—	—	—	—	—
Custer	10	1	8	1	—	—	—	—	—	—	—	—	—	—	—	—	—
Delta	61	19	27	6	—	—	—	—	—	—	—	—	—	—	3	—	5
Denver	778	208	319	71	—	1	—	11	—	—	—	15	3	—	14	11	96
Dolores	4	2	2	—	—	—	—	—	—	—	—	—	—	—	—	—	—
Douglas	125	25	64	6	—	—	—	—	—	—	—	—	—	—	1	1	21
Eagle	66	12	38	4	—	—	—	—	—	—	1	1	—	—	1	—	8
El Paso	653	157	325	32	—	1	—	3	2	—	—	6	3	—	8	7	100
Elbert	48	23	21	—	—	—	—	—	—	—	—	—	—	—	—	—	4
Fremont	27	6	17	3	—	—	—	—	—	—	—	—	—	—	1	—	—
Garfield	76	15	46	4	—	—	—	—	—	—	—	—	—	—	2	1	6
Gilpin	2	1	1	—	—	—	—	—	—	—	—	—	—	—	—	—	—
Grand	19	2	14	2	—	—	—	—	—	—	—	—	—	—	—	1	—
Gunnison	36	5	23	3	—	—	—	—	—	—	—	1	—	—	—	—	3
Hinsdale	5	—	5	—	—	—	—	—	—	—	—	—	—	—	—	—	—
Huerfano	5	—	4	1	—	—	—	—	—	—	—	—	—	—	—	—	—
Jackson	1	—	1	—	—	—	—	—	—	—	—	—	—	—	—	—	—
Jefferson	314	90	149	21	—	—	—	—	—	—	1	1	—	1	2	7	36
Kiowa	12	9	3	—	—	—	—	—	—	—	—	—	—	—	—	—	—
Kit Carson	32	20	12	—	—	—	—	—	—	—	—	—	—	—	—	—	—
La Plata	98	27	53	4	—	—	—	1	—	—	—	3	—	—	—	2	6
Lake	5	2	3	—	—	—	—	—	—	—	—	—	—	—	—	—	—
Larimer	215	69	96	11	—	1	—	4	—	—	—	2	—	—	—	8	17
Las Animas	16	6	7	1	—	—	—	—	—	—	—	—	—	—	—	2	—
Lincoln	19	7	12	—	—	—	—	—	—	—	—	—	—	—	—	—	—
Logan	33	16	14	3	—	—	—	—	—	—	—	—	—	—	—	—	—
Mesa	167	41	97	9	—	—	—	5	—	—	—	1	—	—	—	—	9
Moffat	29	13	8	—	—	—	—	—	—	—	—	1	—	—	6	1	—
Montezuma	38	10	21	2	—	—	1	1	—	—	—	—	—	—	—	—	3
Montrose	89	14	57	7	—	—	—	—	—	—	—	—	—	—	7	—	2
Morgan	44	16	22	—	—	—	1	—	—	—	—	—	—	—	1	—	3
Otero	30	13	14	—	—	—	—	—	—	—	—	—	—	—	2	—	1
Ouray	7	—	2	1	—	—	—	—	—	—	—	—	—	—	1	—	2
Park	11	5	4	—	—	—	—	—	—	—	—	—	—	—	—	—	2
Phillips	25	6	7	3	—	7	—	—	—	—	—	—	—	—	—	—	—
Pitkin	117	18	64	6	—	—	1	2	1	—	1	2	1	—	1	2	17
Prowers	47	15	22	1	—	—	—	3	—	—	—	1	—	—	—	—	1
Pueblo	87	23	49	3	—	—	—	3	—	—	—	—	—	—	1	—	6
Rio Blanco	37	10	20	4	—	—	—	—	—	—	—	1	—	—	1	—	—
Rio Grande	49	20	17	4	—	—	—	—	—	—	—	—	—	—	—	—	7
Routt	77	13	24	6	—	—	—	2	—	—	—	1	—	—	1	—	27
Saguache	12	4	7	—	—	—	—	—	—	—	—	—	—	—	—	—	1
San Juan	4	—	2	1	—	—	—	—	—	—	—	—	—	—	1	—	—
San Miguel	27	6	10	3	—	—	1	—	—	—	—	—	—	—	1	1	3
Sedgwick	1	—	—	—	—	—	—	—	—	—	—	—	—	—	—	—	—
Summit	14	3	7	1	—	—	—	—	—	—	—	—	—	—	—	—	3
Teller	12	3	7	—	—	—	—	—	—	—	—	—	—	—	—	—	1
Washington	22	7	14	—	—	—	—	—	—	—	—	—	—	—	—	—	1
Weld	284	111	113	13	—	—	1	3	1	—	—	1	—	—	5	15	15
Yuma	56	20	34	1	—	—	—	—	—	—	—	—	—	—	1	—	—
Unknown	1	—	1	—	—	—	—	—	—	—	—	—	—	—	—	—	—
State Total	**5637**	**1554**	**2658**	**354**	**136**	**10**	**5**	**72**	**4**	**—**	**9**	**72**	**11**	**2**	**87**	**86**	**577**
Connecticut																	
Fairfield	635	140	266	31	—	—	2	11	16	—	4	19	34	10	5	40	44
Hartford	583	162	261	24	—	—	—	9	5	—	1	8	8	—	11	24	60

U.S. REGISTERED GENERAL AVIATION AIRCRAFT BY TYPE AND BY REGION OF AIRCRAFT OWNER AS OF DECEMBER 31, 1993

Region	Total	Piston					Turboprop				Turbojet				Rotorcraft		Other
		Single-Engine		Multi-Engine			Single Engine	Multi-Engine			Single Engine	Multi-Engine			Piston	Turbo	
				2-Engine		3+ Engine		2-Engine		3+ Engine		2-Engine		3+ Engine			
		1-3 Place	4+ Place	1-6 Place	7+ Place			1-12 Place	13+ Place			1-12 Place	13+ Place				
Connecticut—Cont.																	
Litchfield	188	75	83	9	—	—	—	—	—	—	—	—	—	—	2	—	19
Middlesex	119	48	54	4	—	—	—	1	—	—	—	—	—	—	—	2	4
New Haven	373	119	178	16	—	—	—	4	—	—	—	2	5	—	8	4	32
New London	187	58	74	16	—	—	—	4	3	—	—	2	—	—	7	1	17
Tolland	143	57	68	2	—	—	—	1	—	—	—	1	—	—	3	—	9
Windham	109	54	45	2	—	—	—	1	1	—	—	—	—	—	2	—	2
State Total	**2337**	**713**	**1029**	**104**	**43**	**—**	**2**	**31**	**25**	**—**	**5**	**32**	**47**	**10**	**38**	**71**	**187**
Delaware																	
Kent	799	163	305	110	—	1	5	47	12	1	1	62	13	5	10	19	4
New Castle	2829	403	1121	407	—	6	8	164	36	1	11	191	108	29	41	50	54
Sussex	232	70	109	17	—	—	—	3	—	—	2	6	—	—	2	6	4
Unknown	1	—	1	—	—	—	—	—	—	—	—	—	—	—	—	—	—
State Total	**3861**	**636**	**1536**	**534**	**253**	**7**	**13**	**214**	**48**	**2**	**14**	**259**	**121**	**34**	**53**	**75**	**62**
Dist. Of C																	
Dist Of Co	477	76	148	39	—	5	14	22	14	11	—	36	11	7	2	45	25
State Total	**477**	**76**	**148**	**39**	**22**	**5**	**14**	**22**	**14**	**11**	**—**	**36**	**11**	**7**	**2**	**45**	**25**
Florida																	
Alachua	225	79	90	17	—	—	—	8	3	—	—	2	—	—	2	2	11
Baker	22	5	12	2	—	—	—	2	—	—	—	—	—	—	—	—	—
Bay	194	60	81	18	—	—	—	2	2	—	—	—	—	—	14	6	1
Bradford	10	3	6	—	—	—	—	—	—	—	—	—	—	—	1	—	—
Brevard	744	249	334	74	—	—	1	4	1	—	—	5	2	—	11	8	14
Broward	1792	380	653	262	—	19	1	45	10	1	3	50	13	4	44	47	44
Calhoun	36	7	21	2	—	—	—	1	—	—	—	—	—	—	4	—	—
Charlotte	115	35	59	8	—	1	—	1	—	—	—	—	—	—	4	3	1
Citrus	131	50	66	7	—	—	—	—	—	—	—	—	—	—	2	1	3
Clay	137	59	50	15	—	—	—	2	—	—	—	—	—	—	1	—	3
Collier	356	103	153	38	—	1	1	7	—	—	—	6	1	—	11	10	5
Columbia	71	18	30	11	—	—	—	4	—	—	—	—	—	—	2	—	—
Dade	2694	623	782	414	—	42	4	96	25	1	9	69	9	20	74	63	50
De Soto	69	26	26	3	—	—	—	1	—	—	—	—	—	—	4	—	5
Dixie	6	3	2	1	—	—	—	—	—	—	—	—	—	—	—	—	—
Duval	514	163	200	38	—	—	—	12	—	—	—	11	3	—	19	3	41
Escambia	328	106	121	36	—	—	—	2	5	1	3	2	—	—	6	17	7
Flagler	27	9	12	1	—	—	—	—	—	—	—	—	—	—	2	—	—
Franklin	9	5	4	—	—	—	—	—	—	—	—	—	—	—	—	—	—
Gadsden	26	15	9	—	—	—	—	—	—	—	—	—	—	—	2	—	—
Gilchrist	3	1	2	—	—	—	—	—	—	—	—	—	—	—	—	—	—
Glades	7	3	3	—	—	—	—	—	—	—	—	—	—	—	—	1	—
Gulf	8	2	5	1	—	—	—	—	—	—	—	—	—	—	—	—	—
Hamilton	21	5	11	1	—	—	—	—	—	—	—	2	—	—	—	1	1
Hardee	43	13	20	6	—	—	—	—	—	—	—	—	—	—	2	—	1
Hendry	94	31	31	7	—	—	—	2	—	—	—	—	—	—	7	9	5
Hernando	86	39	36	2	—	—	—	1	—	—	—	1	—	—	4	—	1
Highlands	154	57	71	7	—	—	—	—	—	—	—	—	—	—	4	—	3
Hillsborou	712	157	290	74	—	—	—	12	3	2	—	21	2	—	37	25	46
Holmes	6	3	3	—	—	—	—	—	—	—	—	—	—	—	—	—	—
Indian Riv	425	113	215	53	—	—	—	6	2	—	—	4	—	—	8	—	1
Jackson	47	19	19	3	—	—	—	—	—	—	—	1	—	—	2	—	—
Jefferson	9	3	5	—	—	—	—	—	—	—	—	—	—	—	1	—	—
Lafayette	2	—	2	—	—	—	—	—	—	—	—	—	—	—	—	—	—
Lake	282	106	115	21	—	—	—	2	1	—	—	4	—	—	8	5	12
Lee	369	97	179	27	—	—	1	—	—	—	—	7	1	—	20	11	10
Leon	233	51	124	10	—	—	—	5	1	—	2	—	—	—	5	15	12
Levy	37	12	23	1	—	—	—	1	—	—	—	—	—	—	—	—	—

U.S. REGISTERED GENERAL AVIATION AIRCRAFT BY TYPE AND BY REGION OF AIRCRAFT OWNER AS OF DECEMBER 31, 1993

Region	Total	Piston					Turboprop				Turbojet				Rotorcraft		Other
		Single-Engine		Multi-Engine			Single Engine	Multi-Engine			Single Engine	Multi-Engine			Piston	Turbo	
				2-Engine		3+ Engine		2-Engine		3+ Engine		2-Engine		3+ Engine			
		1-3 Place	4+ Place	1-6 Place	7+ Place			1-12 Place	13+ Place			1-12 Place	13+ Place				
Florida—Cont.																	
Madison	17	4	10	3	—	—	—	—	—	—	—	—	—	—	—	—	—
Manatee	143	46	63	12	—	—	—	2	—	—	—	1	—	—	4	5	5
Marion	315	143	115	23	—	—	—	3	—	—	—	2	1	—	5	2	10
Martin	189	53	86	21	—	—	—	3	—	—	—	—	—	—	3	4	3
Monroe	215	49	118	21	—	—	2	2	—	—	—	—	—	—	7	1	2
Nassau	84	42	36	6	—	—	—	—	—	—	—	—	—	—	—	—	—
Okaloosa	204	70	98	23	—	—	—	3	—	—	—	1	—	—	2	—	3
Okeechobee	127	51	56	9	—	—	—	2	—	—	—	—	—	1	2	—	4
Orange	922	273	339	97	—	—	—	11	4	—	1	10	4	2	67	14	76
Osceola	122	37	57	13	—	—	—	—	—	—	2	1	—	—	—	1	8
Palm Beach	1070	292	416	134	—	—	8	20	3	1	—	24	10	2	29	23	27
Pasco	196	67	83	10	—	—	1	2	—	—	2	—	—	—	10	2	3
Pinellas	845	256	381	68	—	—	—	10	1	—	1	15	3	4	21	23	33
Polk	524	213	206	39	—	—	3	6	1	—	—	2	—	1	17	5	18
Putnam	57	18	24	8	—	—	—	—	—	—	—	—	—	—	2	—	2
Santa Rosa	98	54	36	5	—	—	—	—	—	—	—	—	—	—	1	—	1
Sarasota	324	86	147	33	—	1	1	2	3	—	—	6	—	2	10	6	13
Seminole	301	99	117	33	—	—	—	—	—	—	—	6	—	—	14	1	13
St Johns	155	63	67	11	—	—	—	3	—	—	—	2	—	—	4	—	3
St Lucie	209	106	64	17	—	—	2	4	2	—	—	—	—	—	1	2	3
Sumter	38	14	20	3	—	—	—	—	—	—	—	—	—	—	—	—	—
Suwanne	59	33	24	1	—	—	—	—	—	—	—	—	—	—	1	—	—
Taylor	19	7	9	2	—	—	—	—	—	—	—	—	—	—	1	—	—
Union	1	—	1	—	—	—	—	—	—	—	—	—	—	—	—	—	—
Volusia	838	252	364	100	—	2	—	5	—	—	2	10	—	—	32	6	43
Wakulla	10	2	6	1	—	—	—	—	—	—	—	—	—	—	—	—	1
Walton	20	3	13	—	—	—	1	—	—	—	—	—	—	—	2	—	1
Washington	16	3	11	1	—	—	—	—	—	—	—	—	—	—	1	—	—
Unknown	1	—	—	—	—	—	—	—	—	—	—	—	—	—	—	—	—
Unknown	3	2	—	1	—	—	—	—	—	—	—	—	—	—	—	—	—
State Total	**17166**	**5048**	**6832**	**1855**	**1189**	**66**	**26**	**294**	**67**	**6**	**25**	**265**	**49**	**36**	**537**	**322**	**549**
Georgia																	
Appling	16	6	8	—	—	—	—	—	—	—	—	—	—	—	1	—	—
Atkinson	3	—	2	1	—	—	—	—	—	—	—	—	—	—	—	—	—
Bacon	6	1	3	1	—	—	—	—	—	—	—	—	—	—	—	—	1
Baker	4	4	—	—	—	—	—	—	—	—	—	—	—	—	—	—	—
Baldwin	50	17	28	4	—	—	—	—	—	—	—	—	—	—	—	—	—
Banks	5	2	1	1	—	—	—	1	—	—	—	—	—	—	—	—	—
Barrow	26	6	17	1	—	—	—	—	—	—	—	—	—	—	—	—	—
Bartow	79	21	19	2	—	—	—	3	1	—	—	23	—	—	2	—	7
Ben Hill	23	12	9	1	—	—	—	—	—	—	—	—	—	—	1	—	—
Berrien	16	4	9	2	—	—	1	—	—	—	—	—	—	—	—	—	—
Bibb	81	19	42	6	—	—	—	2	—	—	—	1	—	—	—	1	3
Bleckley	14	10	3	—	—	—	—	—	—	—	—	—	—	—	—	—	1
Brantley	6	1	2	—	—	—	—	—	—	—	—	—	—	—	2	—	1
Brooks	16	14	2	—	—	—	—	—	—	—	—	—	—	—	—	—	—
Bryan	14	3	7	2	—	—	—	—	—	—	—	—	—	—	—	—	1
Bulloch	77	32	34	1	—	—	—	—	—	—	—	—	—	—	2	—	—
Burke	12	7	4	—	—	—	—	—	—	—	—	—	—	—	—	—	—
Butts	17	4	12	1	—	—	—	—	—	—	—	—	—	—	—	—	—
Calhoun	13	10	3	—	—	—	—	—	—	—	—	—	—	—	—	—	—
Camden	14	1	10	—	—	—	—	1	—	—	—	—	—	—	—	—	—
Candler	14	7	5	1	—	—	—	—	—	—	—	—	—	—	1	—	—
Carroll	66	24	33	4	—	—	—	—	—	—	—	1	—	—	1	—	—
Catoosa	21	12	5	1	—	—	—	—	—	—	—	—	—	—	—	—	3

U.S. REGISTERED GENERAL AVIATION AIRCRAFT BY TYPE AND BY REGION OF AIRCRAFT OWNER AS OF DECEMBER 31, 1993

Region	Total	Piston					Turboprop				Turbojet				Rotorcraft		Other
		Single-Engine		Multi-Engine			Single Engine	Multi-Engine			Single Engine	Multi-Engine					
				2-Engine				2-Engine				2-Engine					
		1-3 Place	4+ Place	1-6 Place	7+ Place	3+ Engine		1-12 Place	13+ Place	3+ Engine		1-12 Place	13+ Place	3+ Engine	Piston	Turbo	
Georgia—Cont.																	
Charlton	4	—	3	—	—	—	—	1	—	—	—	—	—	—	—	—	—
Chatham	128	24	58	11	—	—	—	1	—	—	—	4	14	3	5	—	5
Chattooga	9	5	2	1	—	—	—	—	—	—	—	—	—	—	—	—	—
Cherokee	87	32	31	15	—	—	—	—	—	—	—	—	—	—	3	—	4
Clarke	65	18	31	10	—	—	—	—	—	—	—	1	—	—	—	—	2
Clay	7	6	1	—	—	—	—	—	—	—	—	—	—	—	—	—	—
Clayton	125	55	49	11	—	—	—	—	—	—	—	—	—	—	5	1	1
Clinch	4	2	2	—	—	—	—	—	—	—	—	—	—	—	—	—	—
Cobb	457	141	211	36	—	—	1	4	1	1	—	6	1	—	9	6	29
Coffee	29	16	10	1	—	—	—	—	—	—	—	—	—	—	—	—	1
Colquitt	27	13	12	—	—	—	—	1	—	—	—	—	—	—	1	—	—
Columbia	42	15	19	1	—	—	—	1	—	—	—	2	—	—	1	—	2
Cook	10	2	5	1	—	—	—	—	—	—	—	—	—	—	—	1	—
Coweta	111	62	36	4	—	—	—	1	—	—	—	1	—	—	—	—	3
Crawford	8	4	4	—	—	—	—	—	—	—	—	—	—	—	—	—	—
Crisp	21	9	11	—	—	—	—	1	—	—	—	—	—	—	—	—	—
Dade	7	4	2	1	—	—	—	—	—	—	—	—	—	—	—	—	—
Dawson	5	2	2	—	—	—	—	—	—	—	—	—	—	—	—	—	1
De Kalb	456	122	203	32	—	—	—	18	2	—	—	20	8	1	3	8	23
Decatur	44	27	13	3	—	—	—	1	—	—	—	—	—	—	—	—	—
Dodge	10	5	4	1	—	—	—	—	—	—	—	—	—	—	—	—	—
Dooly	22	18	2	—	—	—	1	1	—	—	—	—	—	—	—	—	—
Dougherty	51	11	24	11	—	—	—	2	—	—	—	—	—	—	1	—	1
Douglas	63	22	29	6	—	—	—	—	—	—	—	—	—	—	1	1	3
Early	8	5	1	2	—	—	—	—	—	—	—	—	—	—	—	—	—
Effingham	11	6	5	—	—	—	—	—	—	—	—	—	—	—	—	—	—
Elbert	11	4	7	—	—	—	—	—	—	—	—	—	—	—	—	—	—
Emanuel	15	7	5	3	—	—	—	—	—	—	—	—	—	—	—	—	—
Evans	3	2	1	—	—	—	—	—	—	—	—	—	—	—	—	—	—
Fannin	13	7	6	—	—	—	—	—	—	—	—	—	—	—	—	—	—
Fayette	193	80	83	13	—	—	—	2	—	—	—	1	—	—	1	—	6
Floyd	82	34	35	9	—	—	—	1	—	—	—	—	—	—	2	—	—
Forsyth	32	10	20	1	—	—	—	—	—	—	—	—	—	—	—	—	1
Franklin	21	6	12	3	—	—	—	—	—	—	—	—	—	—	—	—	—
Fulton	599	120	253	47	—	—	3	25	6	—	—	25	20	2	12	22	27
Gilmer	6	2	4	—	—	—	—	—	—	—	—	—	—	—	—	—	—
Glynn	91	21	44	11	—	—	—	5	1	—	—	1	—	—	4	—	1
Gordon	40	14	17	3	—	—	—	1	—	—	—	—	—	—	1	—	—
Grady	19	9	8	1	—	—	1	—	—	—	—	—	—	—	—	—	—
Greene	10	3	6	1	—	—	—	—	—	—	—	—	—	—	—	—	—
Gwinnett	353	94	145	24	—	—	1	6	—	—	—	7	—	1	17	21	31
Habersham	32	11	16	4	—	—	—	—	—	—	—	—	—	—	—	—	—
Hall	107	41	47	12	—	—	—	—	—	—	—	2	—	—	3	—	—
Hancock	1	—	1	—	—	—	—	—	—	—	—	—	—	—	—	—	—
Haralson	6	1	4	1	—	—	—	—	—	—	—	—	—	—	—	—	—
Harris	8	3	5	—	—	—	—	—	—	—	—	—	—	—	—	—	—
Hart	11	5	6	—	—	—	—	—	—	—	—	—	—	—	—	—	—
Heard	1	—	1	—	—	—	—	—	—	—	—	—	—	—	—	—	—
Henry	100	46	42	6	—	—	—	1	—	—	—	—	—	—	—	—	3
Houston	65	30	30	3	—	—	—	1	—	—	—	—	—	—	—	—	—
Irwin	2	1	1	—	—	—	—	—	—	—	—	—	—	—	—	—	—
Jackson	26	6	17	3	—	—	—	—	—	—	—	—	—	—	—	—	—
Jasper	12	6	6	—	—	—	—	—	—	—	—	—	—	—	—	—	—
Jeff Davis	9	3	3	1	—	—	—	—	—	—	—	—	—	—	—	—	—
Jefferson	18	12	6	—	—	—	—	—	—	—	—	—	—	—	—	—	—

U.S. REGISTERED GENERAL AVIATION AIRCRAFT BY TYPE AND BY REGION OF AIRCRAFT OWNER AS OF DECEMBER 31, 1993

Region	Total	Piston					Turboprop				Turbojet				Rotorcraft		Other
		Single-Engine		Multi-Engine			Single Engine	Multi-Engine			Single Engine	Multi-Engine			Piston	Turbo	
				2-Engine		3+ Engine		2-Engine		3+ Engine		2-Engine		3+ Engine			
		1-3 Place	4+ Place	1-6 Place	7+ Place			1-12 Place	13+ Place			1-12 Place	13+ Place				
Georgia—Cont.																	
Jenkins	5	3	2	—	—	—	—	—	—	—	—	—	—	—	—	—	—
Johnson	4	2	2	—	—	—	—	—	—	—	—	—	—	—	—	—	—
Jones	5	1	2	—	—	—	—	—	—	—	—	—	—	—	1	—	—
Lamar	26	11	11	3	—	—	—	—	—	—	—	—	—	—	—	—	—
Lanier	4	1	1	—	—	—	—	—	—	—	—	—	—	—	2	—	—
Laurens	23	9	10	2	—	—	—	1	—	—	—	1	—	—	—	—	—
Lee	14	9	4	—	—	—	—	—	—	—	—	—	—	—	—	—	1
Liberty	14	2	8	—	—	—	—	—	—	—	—	—	—	—	4	—	—
Lincoln	1	—	1	—	—	—	—	—	—	—	—	—	—	—	—	—	—
Lowndes	90	39	31	7	—	—	—	1	—	—	—	—	—	—	3	—	7
Lumpkin	14	4	8	1	—	—	—	—	—	—	—	—	—	—	—	—	—
Macon	19	4	9	1	—	—	—	—	—	—	—	—	—	—	—	4	—
Madison	11	2	3	3	—	—	2	—	—	—	—	—	—	—	—	—	—
Mcduffie	18	5	12	—	—	—	—	—	—	—	—	—	—	—	1	—	—
Mcintosh	5	2	2	—	—	—	—	—	—	—	—	—	—	—	1	—	—
Meriwether	40	17	18	5	—	—	—	—	—	—	—	—	—	—	—	—	—
Miller	10	7	2	—	—	—	—	—	—	—	—	—	—	—	—	1	—
Mitchell	30	17	8	—	—	—	1	1	—	—	—	—	—	—	3	—	—
Monroe	9	3	5	—	—	—	—	—	—	—	—	—	—	—	1	—	—
Morgan	13	6	4	—	—	—	—	1	—	—	—	—	—	—	1	—	1
Murray	14	7	5	1	—	—	—	—	—	—	—	1	—	—	—	—	—
Muscogee	130	25	67	16	—	—	—	10	2	—	—	4	1	1	—	—	1
Newton	27	12	11	3	—	—	—	—	—	—	—	—	—	—	1	—	—
Oconee	18	5	8	—	—	—	1	1	—	—	—	—	—	—	—	1	—
Oglethorpe	1	1	—	—	—	—	—	—	—	—	—	—	—	—	—	—	—
Paulding	11	4	6	1	—	—	—	—	—	—	—	—	—	—	—	—	—
Peach	21	8	12	—	—	—	—	—	1	—	—	—	—	—	—	—	—
Pickens	32	17	14	1	—	—	—	—	—	—	—	—	—	—	—	—	—
Pierce	7	6	1	—	—	—	—	—	—	—	—	—	—	—	—	—	—
Pike	81	43	24	6	—	—	—	1	—	—	—	—	—	—	—	—	7
Polk	15	10	4	1	—	—	—	—	—	—	—	—	—	—	—	—	—
Pulaski	9	7	1	1	—	—	—	—	—	—	—	—	—	—	—	—	—
Putnam	11	1	8	1	—	—	—	1	—	—	—	—	—	—	—	—	—
Rabun	12	3	5	3	—	—	—	—	—	—	—	—	—	—	1	—	—
Randolph	14	10	4	—	—	—	—	—	—	—	—	—	—	—	—	—	—
Richmond	145	33	44	17	—	—	—	39	—	—	—	1	—	—	1	1	3
Rockdale	66	30	27	7	—	—	—	—	—	—	—	—	—	—	—	—	—
Schley	1	—	1	—	—	—	—	—	—	—	—	—	—	—	—	—	—
Screven	29	12	13	4	—	—	—	—	—	—	—	—	—	—	—	—	—
Seminole	13	7	2	1	—	—	2	—	—	—	—	—	—	—	—	—	1
Spaulding	130	57	40	17	—	2	—	2	—	—	1	—	—	—	—	—	2
Stephens	29	11	9	7	—	—	—	—	—	—	—	—	—	—	—	—	—
Stewart	4	—	3	1	—	—	—	—	—	—	—	—	—	—	—	—	—
Sumter	45	32	12	—	—	—	—	—	—	—	—	—	—	—	—	—	1
Talbot	13	6	6	—	—	—	—	—	—	—	—	—	—	—	—	—	1
Tattnall	4	2	2	—	—	—	—	—	—	—	—	—	—	—	—	—	—
Taylor	12	4	7	1	—	—	—	—	—	—	—	—	—	—	—	—	—
Telfair	14	7	7	—	—	—	—	—	—	—	—	—	—	—	—	—	—
Terrell	21	7	12	2	—	—	—	—	—	—	—	—	—	—	—	—	—
Thomas	64	20	21	7	—	—	—	5	—	—	—	2	—	—	1	—	7
Tift	34	12	16	4	—	—	—	1	—	—	—	—	—	—	—	—	—
Toombs	20	7	11	1	—	—	—	—	—	—	—	—	—	—	1	—	—
Towns	8	1	6	1	—	—	—	—	—	—	—	—	—	—	—	—	—
Treutlen	2	1	1	—	—	—	—	—	—	—	—	—	—	—	—	—	—
Troup	23	12	6	1	—	1	—	1	—	—	—	—	—	—	—	—	—

U.S. REGISTERED GENERAL AVIATION AIRCRAFT BY TYPE AND BY REGION OF AIRCRAFT OWNER AS OF DECEMBER 31, 1993

Region	Total	Piston					Turboprop				Turbojet				Rotorcraft		Other
		Single-Engine		Multi-Engine			Single Engine	Multi-Engine			Single Engine	Multi-Engine					
				2-Engine		3+ Engine		2-Engine		3+ Engine		2-Engine		3+ Engine	Piston	Turbo	
		1-3 Place	4+ Place	1-6 Place	7+ Place			1-12 Place	13+ Place			1-12 Place	13+ Place				
Georgia—Cont.																	
Turner	8	6	2	—	—	—	—	—	—	—	—	—	—	—	—	—	—
Twiggs	2	—	2	—	—	—	—	—	—	—	—	—	—	—	—	—	—
Union	17	5	10	1	—	—	—	1	—	—	—	—	—	—	—	—	—
Upson	26	7	17	1	—	—	—	—	—	—	—	—	—	—	1	—	—
Walker	33	11	16	5	—	—	—	—	—	—	—	—	—	—	1	—	—
Walton	41	14	16	1	—	—	—	—	—	—	—	1	—	—	1	—	7
Ware	19	7	8	3	—	—	—	—	—	—	—	—	—	—	1	—	—
Warren	1	—	—	1	—	—	—	—	—	—	—	—	—	—	—	—	—
Washington	10	2	6	1	—	—	—	—	—	—	—	—	—	—	—	—	—
Wayne	17	11	6	—	—	—	—	—	—	—	—	—	—	—	—	—	—
Webster	1	—	1	—	—	—	—	—	—	—	—	—	—	—	—	—	—
Wheeler	1	1	—	—	—	—	—	—	—	—	—	—	—	—	—	—	—
White	17	6	7	1	—	—	—	—	—	—	—	—	—	—	—	—	3
Whitfield	64	21	28	6	—	—	—	3	—	—	—	2	—	—	—	—	1
Wilcox	9	5	2	1	—	—	—	—	—	—	—	—	—	—	1	—	—
Wilkes	9	1	7	1	—	—	—	—	—	—	—	—	—	—	—	—	—
Wilkinson	6	—	3	2	—	—	—	—	—	—	—	—	—	—	1	—	—
Worth	8	1	6	1	—	—	—	—	—	—	—	—	—	—	—	—	—
Unknown	1	—	1	—	—	—	—	—	—	—	—	—	—	—	—	—	—
Unknown	1	—	—	—	—	—	—	—	—	—	—	—	—	—	—	1	—
State Total	**6016**	**2083**	**2556**	**474**	**181**	**3**	**14**	**150**	**14**	**1**	**1**	**107**	**44**	**8**	**107**	**69**	**204**
Hawaii																	
Hawaii	102	28	39	8	—	—	—	—	—	—	—	—	—	—	5	19	—
Honolulu	534	183	121	51	—	6	1	7	2	—	—	1	3	1	34	42	35
Kauai	45	8	6	4	—	—	—	—	—	—	—	1	—	—	3	22	—
Maui	121	29	45	4	—	—	—	—	—	—	—	—	—	—	6	22	4
State Total	**802**	**248**	**211**	**67**	**62**	**6**	**1**	**7**	**2**	**—**		**2**	**3**	**1**	**48**	**105**	**39**
Idaho																	
Ada	602	134	295	37	—	—	4	24	13	1	1	13	1	3	6	24	32
Adams	15	1	13	1	—	—	—	—	—	—	—	—	—	—	—	—	—
Bannock	98	29	51	10	—	—	—	1	—	—	—	—	—	—	—	—	2
Bear Lake	3	2	1	—	—	—	—	—	—	—	—	—	—	—	—	—	—
Benewah	30	14	12	1	—	—	—	—	—	—	—	—	—	—	2	—	—
Bingham	91	48	34	4	—	—	—	—	—	—	1	1	—	—	—	1	—
Blaine	135	28	81	13	—	—	—	6	—	—	—	2	1	—	—	—	2
Boise	8	3	4	—	—	—	—	—	—	—	—	—	—	—	1	—	—
Bonner	97	32	45	5	—	—	—	3	—	—	—	1	—	—	3	2	3
Bonneville	89	30	46	5	—	—	—	3	—	—	—	—	—	—	1	2	1
Boundary	28	11	11	—	—	—	2	1	—	—	—	—	—	—	—	3	—
Butte	17	3	14	—	—	—	—	—	—	—	—	—	—	—	—	—	—
Camas	4	2	2	—	—	—	—	—	—	—	—	—	—	—	—	—	—
Canyon	215	102	98	9	—	1	—	—	—	—	—	—	—	—	1	1	2
Caribou	17	6	10	1	—	—	—	—	—	—	—	—	—	—	—	—	—
Cassia	44	23	18	2	—	—	—	—	—	—	—	—	—	—	1	—	—
Clark	2	1	1	—	—	—	—	—	—	—	—	—	—	—	—	—	—
Clearwater	15	6	8	—	—	—	—	—	—	—	—	—	—	—	—	1	—
Custer	19	2	15	1	—	—	—	—	—	—	—	—	—	—	—	—	—
Elmore	36	14	17	1	—	—	—	—	—	—	—	—	—	—	—	—	3
Franklin	19	4	10	2	—	—	—	—	—	—	—	—	—	—	2	1	—
Fremont	24	12	12	—	—	—	—	—	—	—	—	—	—	—	—	—	—
Gem	37	16	17	2	—	—	—	—	—	—	—	—	—	—	1	—	—
Gooding	17	8	7	—	—	—	—	—	—	—	—	—	—	—	1	1	—
Idaho	41	14	25	—	—	—	—	—	—	—	—	—	—	—	2	—	—
Jefferson	33	16	14	1	—	—	—	—	—	—	—	—	—	—	1	—	1
Jerome	28	7	21	—	—	—	—	—	—	—	—	—	—	—	—	—	—

U.S. REGISTERED GENERAL AVIATION AIRCRAFT BY TYPE AND BY REGION OF AIRCRAFT OWNER AS OF DECEMBER 31, 1993

Region	Total	Piston					Turboprop				Turbojet				Rotorcraft		Other
		Single-Engine		Multi-Engine			Single Engine	Multi-Engine			Single Engine	Multi-Engine			Piston	Turbo	
		1-3 Place	4+ Place	2-Engine 1-6 Place	2-Engine 7+ Place	3+ Engine		2-Engine 1-12 Place	2-Engine 13+ Place	3+ Engine		2-Engine 1-12 Place	2-Engine 13+ Place	3+ Engine			
Idaho—Cont.																	
Kootenai	238	102	103	9	—	—	—	2	1	—	—	—	1	—	6	5	7
Latah	71	31	31	2	—	—	1	1	—	—	—	1	—	—	—	1	3
Lemhi	44	10	27	2	—	—	—	—	—	—	—	—	—	—	—	—	—
Lewis	44	31	10	—	—	—	1	—	—	—	—	—	—	—	1	—	—
Lincoln	4	1	3	—	—	—	—	—	—	—	—	—	—	—	—	—	—
Madison	53	18	25	4	—	—	—	—	—	—	—	—	—	—	3	2	1
Minidoka	24	7	11	2	—	—	—	1	—	—	—	—	—	—	1	—	2
Nez Perce	129	35	57	2	—	—	2	1	—	—	—	—	—	—	3	23	5
Oneida	4	—	2	1	—	—	—	—	—	—	—	—	—	—	—	—	—
Owyhee	18	6	11	—	—	—	—	—	—	—	—	—	—	—	1	—	—
Payette	30	14	14	1	—	—	—	—	—	—	—	—	—	—	—	—	1
Power	18	8	7	1	—	—	—	—	—	—	—	—	—	—	2	—	—
Shoshone	16	4	10	1	—	—	—	—	—	—	—	—	—	—	1	—	—
Teton	31	6	17	1	—	—	—	1	—	—	—	—	1	—	—	1	4
Twin Falls	127	45	67	3	—	—	—	—	—	—	—	—	—	—	4	5	1
Valley	76	20	52	2	—	—	—	—	—	—	—	—	—	—	—	—	—
Washington	16	13	3	—	—	—	—	—	—	—	—	—	—	—	—	—	—
State Total	**2707**	**919**	**1332**	**126**	**46**	**1**	**10**	**44**	**14**	**1**	**2**	**18**	**4**	**3**	**44**	**73**	**70**
Illinois																	
Adams	86	34	37	4	—	—	—	3	—	—	—	2	—	—	2	—	1
Alexander	8	2	6	—	—	—	—	—	—	—	—	—	—	—	—	—	—
Bond	15	6	8	—	—	—	—	—	—	—	—	—	—	—	—	—	1
Boone	49	28	18	2	—	—	—	—	—	—	—	—	—	—	1	—	—
Brown	6	2	3	—	—	—	—	—	—	—	—	—	—	—	—	—	—
Bureau	44	20	20	1	—	—	—	—	—	—	—	—	—	—	1	—	1
Calhoun	2	1	—	—	—	—	—	—	—	—	—	—	—	—	—	—	1
Carroll	15	8	7	—	—	—	—	—	—	—	—	—	—	—	—	—	—
Cass	13	4	7	1	—	—	—	—	—	—	—	—	—	—	—	—	1
Champaign	244	72	116	20	—	—	1	2	—	—	1	1	—	—	6	—	24
Christian	37	17	17	—	—	—	—	1	—	—	—	—	—	—	—	—	2
Clark	23	5	13	2	—	—	—	—	—	—	—	—	—	—	1	—	2
Clay	10	5	5	—	—	—	—	—	—	—	—	—	—	—	—	—	—
Clinton	9	1	6	—	—	—	—	—	—	—	—	—	—	—	1	—	1
Coles	47	21	22	1	—	—	1	—	—	—	—	—	—	—	—	—	1
Cook	1843	516	830	152	—	—	4	27	18	—	2	46	25	21	35	26	72
Crawford	21	5	10	2	—	—	—	—	—	—	—	—	—	—	1	—	3
Cumberland	3	2	1	—	—	—	—	—	—	—	—	—	—	—	—	—	—
De Kalb	127	58	44	8	—	—	—	3	—	—	—	—	—	—	1	—	9
De Witt	23	9	12	1	—	—	—	1	—	—	—	—	—	—	—	—	—
Douglas	21	6	10	2	—	—	—	—	—	—	—	—	—	—	1	—	2
Du Page	927	301	423	74	—	—	5	11	1	—	1	17	5	—	15	21	32
Edgar	19	10	7	—	—	—	—	—	—	—	—	—	—	—	1	—	—
Edwards	4	1	2	—	—	—	—	1	—	—	—	—	—	—	—	—	—
Effingham	23	8	7	4	—	—	—	1	—	—	—	1	—	—	—	—	1
Fayette	7	2	5	—	—	—	—	—	—	—	—	—	—	—	—	—	—
Ford	24	8	14	1	—	—	—	—	—	—	—	—	—	—	1	—	—
Franklin	19	4	8	3	—	—	—	—	—	—	—	—	—	—	1	1	2
Fulton	42	22	19	—	—	—	1	—	—	—	—	—	—	—	—	—	—
Gallatin	7	4	1	2	—	—	—	—	—	—	—	—	—	—	—	—	—
Greene	6	3	3	—	—	—	—	—	—	—	—	—	—	—	—	—	—
Grundy	80	42	28	2	—	—	—	1	—	—	—	—	—	—	1	—	6
Hamilton	2	—	2	—	—	—	—	—	—	—	—	—	—	—	—	—	—
Hancock	29	12	14	2	—	—	—	—	—	—	—	—	—	—	—	—	—
Hardin	1	1	—	—	—	—	—	—	—	—	—	—	—	—	—	—	—
Henderson	6	3	1	—	—	—	—	—	—	—	—	—	—	—	2	—	—

U.S. REGISTERED GENERAL AVIATION AIRCRAFT BY TYPE AND BY REGION OF AIRCRAFT OWNER AS OF DECEMBER 31, 1993

Region	Total	Piston					Turboprop				Turbojet				Rotorcraft		Other
		Single-Engine		Multi-Engine			Single Engine	Multi-Engine			Single Engine	Multi-Engine			Piston	Turbo	
				2-Engine		3+ Engine		2-Engine		3+ Engine		2-Engine		3+ Engine			
		1-3 Place	4+ Place	1-6 Place	7+ Place			1-12 Place	13+ Place			1-12 Place	13+ Place				
Illinois—Cont.																	
Henry	64	27	26	4	—	—	—	—	—	—	—	1	—	—	1	—	5
Iroquois	36	15	17	2	—	—	—	—	—	—	—	—	—	—	1	—	1
Jackson	90	49	30	6	—	—	—	—	—	—	—	—	—	—	3	1	—
Jasper	8	2	5	—	—	—	—	—	—	—	—	—	—	—	1	—	—
Jefferson	20	12	7	1	—	—	—	—	—	—	—	—	—	—	—	—	—
Jersey	19	8	9	2	—	—	—	—	—	—	—	—	—	—	—	—	—
Jo Daviess	23	8	11	2	—	—	—	—	1	—	—	—	—	—	—	—	—
Johnson	6	2	2	—	—	—	—	—	—	—	—	—	—	—	2	—	—
Kane	496	165	216	43	—	—	—	7	—	—	—	7	1	—	15	9	15
Kankakee	77	24	36	7	—	—	—	1	—	—	—	1	—	—	2	1	3
Kendall	52	19	22	6	—	—	—	1	—	—	—	—	—	—	1	—	3
Knox	75	34	35	1	—	—	—	—	—	—	—	—	—	—	—	—	3
La Salle	149	69	60	4	—	—	—	—	1	—	—	—	—	—	3	—	10
Lake	627	190	234	47	—	—	—	6	18	—	—	10	5	7	8	55	28
Lawrence	17	4	8	1	—	—	—	—	—	—	—	—	—	—	—	—	4
Lee	38	23	8	5	—	—	—	—	—	—	—	—	—	—	1	—	—
Livingston	39	16	20	3	—	—	—	—	—	—	—	—	—	—	—	—	—
Logan	32	8	16	3	—	—	—	—	—	—	—	—	—	—	2	1	2
Macon	110	33	57	4	—	—	—	1	—	—	—	—	—	—	5	—	3
Macoupin	155	64	70	15	—	—	—	1	—	—	—	—	—	—	3	—	—
Madison	193	67	85	12	—	—	—	8	—	—	—	1	—	—	2	1	14
Marion	51	28	18	2	—	—	—	—	—	—	—	—	—	—	2	—	—
Marshall	19	6	12	—	—	—	—	—	—	—	—	—	—	—	—	—	—
Mason	21	15	5	—	—	—	—	—	—	—	—	—	—	—	—	1	—
Massac	21	13	7	—	—	—	—	—	—	—	—	—	—	—	—	—	—
Mcdonough	34	10	16	4	—	—	—	—	—	—	—	—	—	—	—	—	2
Mchenry	395	165	157	28	—	—	1	3	—	—	—	1	—	—	5	—	30
Mclean	166	57	73	9	—	—	2	4	—	—	—	8	—	—	2	—	5
Menard	17	11	4	—	—	—	—	—	—	—	—	—	—	—	2	—	—
Mercer	13	9	4	—	—	—	—	—	—	—	—	—	—	—	—	—	—
Monroe	38	14	22	1	—	—	—	—	—	—	—	1	—	—	—	—	—
Montgomery	35	23	10	1	—	—	—	—	—	—	—	—	—	—	—	—	—
Morgan	43	19	23	1	—	—	—	—	—	—	—	—	—	—	—	—	—
Moultrie	9	1	8	—	—	—	—	—	—	—	—	—	—	—	—	—	—
Ogle	72	29	32	2	—	—	—	1	—	—	—	—	—	—	6	—	2
Peoria	178	45	92	14	—	—	—	9	—	—	—	2	2	—	1	—	7
Perry	16	7	7	1	—	—	—	—	—	—	—	—	—	—	—	—	—
Piatt	27	6	20	1	—	—	—	—	—	—	—	—	—	—	—	—	—
Pike	13	5	7	1	—	—	—	—	—	—	—	—	—	—	—	—	—
Pope	1	—	—	—	—	—	—	—	—	—	—	—	—	—	1	—	—
Pulaski	5	3	2	—	—	—	—	—	—	—	—	—	—	—	—	—	—
Putnam	8	3	4	—	—	—	—	1	—	—	—	—	—	—	—	—	—
Randolph	17	6	10	—	—	—	—	—	—	—	—	—	—	—	—	—	—
Richland	14	3	10	1	—	—	—	—	—	—	—	—	—	—	—	—	—
Rock Islan	139	47	58	12	—	—	—	8	—	—	—	5	1	—	2	—	5
Saline	9	7	2	—	—	—	—	—	—	—	—	—	—	—	—	—	—
Sangamon	236	89	100	11	—	—	1	5	1	—	1	2	—	—	6	8	5
Schuyler	5	4	1	—	—	—	—	—	—	—	—	—	—	—	—	—	—
Scott	5	3	2	—	—	—	—	—	—	—	—	—	—	—	—	—	—
Shelby	16	7	7	1	—	—	—	—	—	—	—	—	—	—	1	—	—
St Clair	255	107	110	10	—	—	—	3	1	—	2	1	1	—	3	3	10
Stark	13	5	6	—	—	—	—	—	—	—	—	—	—	—	2	—	—
Stephenson	63	19	30	6	—	—	—	2	2	—	—	2	—	—	1	—	—
Tazewell	85	30	44	5	—	—	—	3	—	—	—	—	—	—	—	—	1
Union	11	5	5	—	—	—	—	1	—	—	—	—	—	—	—	—	—

U.S. REGISTERED GENERAL AVIATION AIRCRAFT BY TYPE AND BY REGION OF AIRCRAFT OWNER AS OF DECEMBER 31, 1993

Region	Total	Piston					Turboprop				Turbojet				Rotorcraft		Other
		Single-Engine		Multi-Engine			Single Engine	Multi-Engine			Single Engine	Multi-Engine			Piston	Turbo	
		1-3 Place	4+ Place	2-Engine 1-6 Place	2-Engine 7+ Place	3+ Engine		2-Engine 1-12 Place	2-Engine 13+ Place	3+ Engine		2-Engine 1-12 Place	2-Engine 13+ Place	3+ Engine			
Illinois—Cont.																	
Vermilion	89	36	31	8	—	—	1	1	—	—	—	1	—	—	2	—	3
Wabash	8	3	4	—	—	—	—	—	—	—	—	—	—	—	—	—	1
Warren	21	8	12	—	—	—	—	—	—	—	—	—	—	—	—	—	1
Washington	21	3	11	—	—	—	—	—	—	—	—	2	1	—	—	—	3
Wayne	14	5	7	—	—	—	1	1	—	—	—	—	—	—	—	—	—
White	11	3	7	1	—	—	—	—	—	—	—	—	—	—	—	—	—
Whiteside	45	17	25	—	—	—	—	1	—	—	—	—	—	—	1	—	1
Will	361	143	157	25	—	—	—	2	—	—	—	2	—	—	13	2	9
Williamson	40	12	20	3	—	—	—	—	—	—	—	1	—	—	1	—	1
Winnebago	309	97	135	20	—	—	—	6	2	—	—	8	2	—	4	2	19
Woodford	25	9	13	—	—	—	—	—	—	—	—	—	—	—	2	—	1
State Total	**9162**	**3219**	**4030**	**620**	**233**	**—**	**18**	**127**	**45**	**—**	**7**	**123**	**43**	**28**	**178**	**132**	**359**
Indiana																	
Adams	12	4	7	—	—	—	—	—	—	—	—	—	—	—	—	—	1
Allen	272	81	114	28	—	—	—	8	—	—	2	8	—	—	2	—	21
Bartholome	64	24	28	3	—	—	—	1	1	—	—	3	—	—	—	—	1
Benton	8	1	7	—	—	—	—	—	—	—	—	—	—	—	—	—	—
Blackford	13	7	6	—	—	—	—	—	—	—	—	—	—	—	—	—	—
Boone	51	20	21	5	—	—	—	—	—	—	—	1	—	—	—	1	3
Brown	2	1	—	—	—	—	—	—	—	—	—	—	—	—	—	—	1
Carroll	25	8	7	—	—	—	—	—	—	—	—	—	—	—	—	—	10
Cass	24	8	12	1	—	—	—	1	—	—	—	—	—	—	—	—	—
Clark	86	34	37	4	—	—	—	2	—	—	—	—	—	—	2	2	4
Clay	25	8	14	1	—	—	—	—	—	—	—	—	—	—	—	1	—
Clinton	26	7	16	3	—	—	—	—	—	—	—	—	—	—	—	—	—
Crawford	4	1	3	—	—	—	—	—	—	—	—	—	—	—	—	—	—
Daviess	30	14	14	2	—	—	—	—	—	—	—	—	—	—	—	—	—
De Kalb	37	15	14	4	—	—	—	1	—	—	—	—	—	—	—	—	1
Dearborn	14	5	7	1	—	—	—	—	—	—	—	—	—	—	—	—	—
Decatur	35	19	15	—	—	—	—	—	—	—	—	—	—	—	—	—	—
Delaware	88	32	31	9	—	—	—	3	—	—	—	3	1	—	1	—	5
Dubois	29	3	10	6	—	—	—	3	3	—	—	—	—	1	—	1	—
Elkhart	148	49	55	9	—	—	—	7	1	—	—	10	2	—	1	—	11
Fayette	18	7	8	1	—	—	—	—	—	—	—	—	—	—	—	—	—
Floyd	57	16	33	3	—	—	—	—	—	—	—	—	—	—	—	—	5
Fountain	29	9	8	1	—	—	—	1	—	—	—	—	—	—	5	—	3
Franklin	3	2	1	—	—	—	—	—	—	—	—	—	—	—	—	—	—
Fulton	23	8	12	1	—	—	—	1	—	—	—	1	—	—	—	—	—
Gibson	15	6	8	—	—	—	—	—	—	—	—	—	—	—	1	—	—
Grant	55	17	26	3	—	—	—	3	—	—	—	—	—	—	—	—	2
Greene	27	16	8	1	—	—	—	—	—	—	—	—	—	—	—	—	2
Hamilton	183	53	82	13	—	—	—	2	2	—	—	2	1	—	2	—	22
Hancock	70	33	28	3	—	—	—	—	—	—	—	—	—	—	—	—	—
Harrison	27	13	10	1	—	—	—	—	—	—	—	—	—	—	2	—	1
Hendricks	87	39	42	2	—	—	—	—	—	—	—	—	—	—	3	—	1
Henry	40	18	17	1	—	—	—	—	—	—	—	—	—	—	1	—	1
Howard	69	30	31	3	—	—	1	—	—	—	—	—	—	—	1	1	1
Huntington	41	12	19	5	—	—	—	—	—	—	—	2	—	—	1	—	2
Jackson	33	16	10	3	—	—	—	—	—	—	—	—	—	—	—	—	—
Jasper	19	4	13	1	—	—	—	—	—	—	—	—	—	—	1	—	—
Jay	17	7	8	1	—	—	—	—	—	—	—	—	—	—	—	—	—
Jefferson	29	16	8	2	—	—	1	—	—	—	—	1	—	—	—	—	1
Jennings	10	3	5	1	—	—	—	—	—	—	—	—	—	—	—	—	—
Johnson	90	35	42	7	—	—	—	—	—	—	—	—	—	—	2	—	2
Knox	54	15	26	5	—	—	—	—	—	—	—	—	—	—	3	1	1

U.S. REGISTERED GENERAL AVIATION AIRCRAFT BY TYPE AND BY REGION OF AIRCRAFT OWNER AS OF DECEMBER 31, 1993

Region	Total	Piston					Turboprop				Turbojet				Rotorcraft		Other
		Single-Engine		Multi-Engine			Single Engine	Multi-Engine			Single Engine	Multi-Engine			Piston	Turbo	
				2-Engine		3+ Engine		2-Engine		3+ Engine		2-Engine		3+ Engine			
		1-3 Place	4+ Place	1-6 Place	7+ Place			1-12 Place	13+ Place			1-12 Place	13+ Place				
Indiana—Cont.																	
Kosciusko	75	19	36	4	—	—	—	3	—	—	—	6	1	—	1	—	4
La Porte	113	47	47	6	—	—	—	7	—	—	—	1	—	—	2	—	2
Lagrange	19	6	11	—	—	—	—	—	—	—	—	—	—	—	1	—	1
Lake	165	48	78	8	—	—	—	2	—	—	—	3	—	—	9	7	7
Lawrence	35	16	15	3	—	—	—	—	—	—	—	—	—	—	—	—	—
Madison	111	36	53	7	—	—	—	2	—	—	—	—	—	—	2	—	11
Marion	615	187	247	47	—	—	1	19	3	—	2	19	6	1	13	21	35
Marshall	52	28	19	1	—	—	—	—	—	—	—	—	—	—	3	—	1
Martin	4	3	1	—	—	—	—	—	—	—	—	—	—	—	—	—	—
Miami	49	23	21	1	—	—	—	—	—	—	—	—	—	—	1	—	3
Monroe	73	16	36	8	—	—	—	3	1	—	—	2	—	—	—	—	7
Montgomery	51	17	27	4	—	—	—	—	—	—	—	1	—	—	1	—	—
Morgan	63	26	24	4	—	—	2	—	—	—	—	—	—	—	6	1	—
Newton	9	3	5	1	—	—	—	—	—	—	—	—	—	—	—	—	—
Noble	39	14	16	3	—	—	—	—	—	—	—	—	—	1	2	—	3
Ohio	2	1	1	—	—	—	—	—	—	—	—	—	—	—	—	—	—
Orange	9	4	5	—	—	—	—	—	—	—	—	—	—	—	—	—	—
Owen	17	11	6	—	—	—	—	—	—	—	—	—	—	—	—	—	—
Parke	42	19	16	1	—	—	—	—	—	—	—	1	—	—	2	—	1
Perry	11	2	4	3	—	—	—	—	—	—	—	—	—	—	—	—	1
Pike	7	2	5	—	—	—	—	—	—	—	—	—	—	—	—	—	—
Porter	118	40	58	7	—	—	—	1	—	—	—	—	—	—	5	2	3
Posey	19	10	8	—	—	—	—	1	—	—	—	—	—	—	—	—	—
Pulaski	34	13	16	—	—	—	—	—	—	—	—	1	—	—	4	—	—
Putnam	29	9	14	—	—	—	—	—	—	—	—	—	—	—	5	—	1
Randolph	20	8	8	3	—	—	—	1	—	—	—	—	—	—	—	—	—
Ripley	16	1	11	—	—	—	—	—	—	—	—	1	—	—	—	1	1
Rush	6	1	4	1	—	—	—	—	—	—	—	—	—	—	—	—	—
Scott	15	8	5	1	—	—	—	—	—	—	—	—	—	—	—	—	1
Shelby	39	22	16	—	—	—	—	—	—	—	—	—	—	—	—	—	—
Spencer	13	3	7	1	—	—	—	1	—	—	—	—	—	—	—	—	—
St Joseph	184	56	70	11	—	—	1	6	—	1	—	6	2	—	18	1	8
Starke	25	10	13	1	—	—	—	—	—	—	—	—	—	—	1	—	—
Steuben	25	8	13	3	—	—	—	—	—	—	—	—	—	—	—	—	—
Sullivan	45	27	17	—	—	—	—	—	—	—	—	—	—	—	1	—	—
Switzerlan	7	5	2	—	—	—	—	—	—	—	—	—	—	—	—	—	—
Tippecanoe	128	33	72	9	—	—	—	4	—	—	—	2	—	—	2	—	5
Tipton	21	8	9	2	—	—	—	—	—	—	—	—	—	—	—	—	2
Union	2	1	—	—	—	—	—	—	—	—	—	—	—	—	1	—	—
Vanderburg	117	35	56	11	—	—	—	10	—	—	—	—	—	—	—	1	2
Vermillion	20	11	6	—	—	—	—	—	—	—	—	—	—	—	—	—	3
Vigo	80	38	31	4	—	—	—	1	—	—	—	—	—	—	—	—	1
Wabash	18	8	9	—	—	—	—	1	—	—	—	—	—	—	—	—	—
Warren	2	2	—	—	—	—	—	—	—	—	—	—	—	—	—	—	—
Warrick	29	6	19	2	—	—	1	1	—	—	—	—	—	—	—	—	—
Washington	34	23	9	1	—	—	—	—	—	—	—	—	—	—	—	—	1
Wayne	34	10	21	3	—	—	—	—	—	—	—	—	—	—	—	—	—
Wells	19	8	6	1	—	—	—	—	—	—	—	—	—	—	4	—	—
White	33	9	16	3	—	—	—	—	—	—	—	1	—	—	—	—	2
Whitley	27	13	13	—	—	—	—	—	—	—	—	—	—	—	—	—	1
State Total	**4709**	**1670**	**2065**	**299**	**103**	**—**	**7**	**96**	**11**	**1**	**4**	**75**	**13**	**3**	**112**	**41**	**209**
Iowa																	
Adair	13	9	2	1	—	—	—	—	—	—	—	—	—	—	—	—	1
Adams	11	2	7	—	—	—	—	—	—	—	—	—	—	—	2	—	—
Allamakee	11	3	3	—	—	—	—	—	—	—	—	—	—	—	—	—	4

U.S. REGISTERED GENERAL AVIATION AIRCRAFT BY TYPE AND BY REGION OF AIRCRAFT OWNER AS OF DECEMBER 31, 1993

Region	Total	Piston					Turboprop				Turbojet				Rotorcraft		Other
		Single-Engine		Multi-Engine			Single Engine	Multi-Engine			Single Engine	Multi-Engine			Piston	Turbo	
		1-3 Place	4+ Place	2-Engine 1-6 Place	2-Engine 7+ Place	3+ Engine		2-Engine 1-12 Place	2-Engine 13+ Place	3+ Engine		2-Engine 1-12 Place	2-Engine 13+ Place	3+ Engine			
Iowa—Cont.																	
Appanoose	13	7	3	3	—	—	—	—	—	—	—	—	—	—	—	—	—
Audubon	13	4	8	1	—	—	—	—	—	—	—	—	—	—	—	—	—
Benton	15	7	5	1	—	—	—	—	—	—	—	—	—	—	—	—	—
Black Hawk	164	55	70	12	—	—	—	2	1	—	1	1	—	—	5	1	11
Boone	25	10	10	1	—	—	—	—	—	—	—	—	—	—	1	—	3
Bremer	12	2	4	1	—	—	—	—	—	—	—	1	—	—	1	—	1
Buchanan	21	9	10	1	—	—	—	—	—	—	—	1	—	—	—	—	—
Buena Vist	37	11	19	1	—	—	—	—	—	—	—	—	—	—	—	—	6
Butler	20	11	5	1	—	—	—	—	—	—	—	—	—	—	1	—	2
Calhoun	26	15	11	—	—	—	—	—	—	—	—	—	—	—	—	—	—
Carroll	25	7	17	—	—	—	—	—	—	—	—	—	—	—	—	—	—
Cass	22	6	13	2	—	—	—	—	—	—	—	—	—	—	1	—	—
Cedar	12	6	6	—	—	—	—	—	—	—	—	—	—	—	—	—	—
Cerro Gord	61	23	22	3	—	—	—	—	—	—	—	—	—	—	1	—	2
Cherokee	38	16	18	3	—	—	—	—	—	—	—	—	—	—	—	—	1
Chickasaw	7	2	3	1	—	—	—	—	—	—	—	—	—	—	1	—	—
Clarke	9	6	3	—	—	—	—	—	—	—	—	—	—	—	—	—	—
Clay	19	8	6	3	—	—	—	—	2	—	—	—	—	—	—	—	—
Clayton	19	3	11	1	—	—	—	—	—	—	—	2	—	—	1	—	—
Clinton	26	8	15	1	—	—	—	—	—	—	—	—	—	—	—	—	—
Crawford	17	3	11	2	—	—	—	—	—	—	—	—	—	—	—	—	1
Dallas	35	12	20	1	—	—	—	—	—	—	—	—	—	—	2	—	—
Davis	9	5	3	—	—	—	—	—	—	—	—	—	—	—	—	—	1
Decatur	13	4	8	—	—	—	—	—	—	—	—	—	—	—	—	—	—
Delaware	9	4	4	—	—	—	—	—	—	—	—	—	—	—	—	—	—
Des Moines	49	17	24	3	—	—	—	—	—	—	—	—	—	—	1	—	1
Dickinson	42	20	18	3	—	—	—	—	—	—	—	—	—	—	—	—	—
Dubuque	62	22	25	2	—	—	—	3	1	—	—	—	—	—	1	—	3
Emmet	23	9	9	1	—	—	—	—	—	—	—	—	—	—	—	—	1
Fayette	17	7	8	—	—	—	—	—	—	—	—	—	—	—	1	—	1
Floyd	24	6	14	2	—	—	—	—	—	—	—	—	—	—	—	—	—
Franklin	24	10	10	2	—	—	—	—	—	—	—	1	—	—	—	—	1
Fremont	9	3	6	—	—	—	—	—	—	—	—	—	—	—	—	—	—
Greene	20	12	8	—	—	—	—	—	—	—	—	—	—	—	—	—	—
Grundy	11	3	3	1	—	—	—	1	—	—	—	—	—	—	—	—	3
Guthrie	12	7	4	1	—	—	—	—	—	—	—	—	—	—	—	—	—
Hamilton	23	5	14	2	—	—	—	—	—	—	—	—	—	—	1	—	—
Hancock	17	7	9	1	—	—	—	—	—	—	—	—	—	—	—	—	—
Hardin	40	16	18	1	—	—	—	—	—	—	—	—	—	—	—	—	4
Harrison	9	2	7	—	—	—	—	—	—	—	—	—	—	—	—	—	—
Henry	24	8	15	1	—	—	—	—	—	—	—	—	—	—	—	—	—
Howard	9	4	5	—	—	—	—	—	—	—	—	—	—	—	—	—	—
Humboldt	18	5	10	1	—	—	—	—	—	—	—	—	—	—	—	—	2
Ida	8	2	4	1	—	—	—	—	—	—	—	—	—	—	—	—	1
Iowa	13	3	8	1	—	—	—	—	—	—	—	1	—	—	—	—	—
Jackson	9	5	3	1	—	—	—	—	—	—	—	—	—	—	—	—	—
Jasper	37	15	18	—	—	—	—	—	—	—	—	2	—	—	—	—	—
Jefferson	47	15	21	4	—	—	—	1	—	—	—	2	1	—	—	1	1
Johnson	96	43	35	7	—	—	—	3	—	—	—	—	—	—	—	—	7
Jones	16	5	9	2	—	—	—	—	—	—	—	—	—	—	—	—	—
Keokuk	13	4	7	—	—	—	—	—	—	—	—	—	—	—	—	—	2
Kossuth	23	10	12	1	—	—	—	—	—	—	—	—	—	—	—	—	—
Lee	42	14	17	5	—	—	—	2	—	—	—	—	—	—	3	—	—
Linn	215	56	101	8	—	—	—	3	1	—	—	5	—	—	12	3	21
Louisa	11	3	7	1	—	—	—	—	—	—	—	—	—	—	—	—	—

U.S. REGISTERED GENERAL AVIATION AIRCRAFT BY TYPE AND BY REGION OF AIRCRAFT OWNER AS OF DECEMBER 31, 1993

Region	Total	Piston					Turboprop				Turbojet				Rotorcraft		Other
		Single-Engine		Multi-Engine			Single Engine	Multi-Engine			Single Engine	Multi-Engine			Piston	Turbo	
				2-Engine		3+ Engine		2-Engine		3+ Engine		2-Engine		3+ Engine			
		1-3 Place	4+ Place	1-6 Place	7+ Place			1-12 Place	13+ Place			1-12 Place	13+ Place				
Iowa—Cont.																	
Lucas	13	6	4	—	—	—	—	3	—	—	—	—	—	—	—	—	—
Lyon	16	7	6	2	—	—	—	1	—	—	—	—	—	—	—	—	—
Madison	20	7	11	1	—	—	—	—	—	—	—	—	—	—	—	—	1
Mahaska	22	7	12	1	—	—	—	—	—	—	—	—	—	—	—	—	2
Marion	51	14	30	—	—	—	—	1	—	—	—	—	—	—	2	—	4
Marshall	37	13	20	2	—	—	—	2	—	—	—	—	—	—	—	—	—
Mills	5	1	4	—	—	—	—	—	—	—	—	—	—	—	—	—	—
Mitchell	15	7	5	—	—	—	—	—	—	—	—	—	—	—	3	—	—
Monona	25	11	12	2	—	—	—	—	—	—	—	—	—	—	—	—	—
Monroe	19	9	8	—	—	—	—	—	—	—	—	—	—	—	—	—	1
Montgomery	24	4	12	—	—	—	—	—	—	—	—	—	—	—	5	—	—
Muscatine	54	19	24	2	—	—	—	—	—	—	—	3	—	—	—	—	5
O Brien	32	7	21	1	—	—	—	—	—	—	—	—	—	—	—	—	3
Osceola	12	8	4	—	—	—	—	—	—	—	—	—	—	—	—	—	—
Page	39	14	24	1	—	—	—	—	—	—	—	—	—	—	—	—	—
Palo Alto	12	5	6	1	—	—	—	—	—	—	—	—	—	—	—	—	—
Plymouth	22	11	6	2	—	—	—	3	—	—	—	—	—	—	—	—	—
Pocahontas	19	7	11	1	—	—	—	—	—	—	—	—	—	—	—	—	—
Polk	411	117	179	37	—	—	—	24	1	—	—	8	5	1	3	—	28
Pottawatta	69	24	24	5	—	—	—	—	1	—	—	1	—	—	7	—	—
Poweshink	23	11	8	1	—	—	—	—	—	—	—	—	—	—	—	—	—
Ringgold	4	3	1	—	—	—	—	—	—	—	—	—	—	—	—	—	—
Sac	13	6	7	—	—	—	—	—	—	—	—	—	—	—	—	—	—
Scott	126	37	46	13	—	—	2	2	—	—	—	2	—	—	7	—	13
Shelby	28	11	14	2	—	—	—	—	—	—	—	—	—	—	—	—	—
Sioux	33	10	13	1	—	—	—	3	—	—	—	—	—	—	—	—	1
Story	103	29	41	8	—	—	—	2	—	—	—	—	—	—	—	—	17
Tama	21	9	11	—	—	—	—	—	—	—	—	—	—	—	—	—	1
Taylor	2	—	1	—	—	—	—	—	—	—	—	—	—	—	1	—	—
Union	16	4	9	2	—	—	—	—	—	—	—	—	—	—	—	1	—
Van Buren	8	4	2	1	—	—	—	—	—	—	—	—	—	—	1	—	—
Wapello	85	52	18	3	—	—	—	2	—	—	1	—	—	—	—	—	3
Warren	85	31	24	2	—	—	—	—	—	—	—	—	—	—	—	—	28
Washington	25	4	10	—	—	—	—	—	—	—	—	—	—	—	1	—	9
Wayne	8	4	3	—	—	—	—	1	—	—	—	—	—	—	—	—	—
Webster	51	24	18	2	—	—	—	1	—	—	—	1	—	—	—	—	4
Winnebago	29	14	14	—	—	—	—	1	—	—	—	—	—	—	—	—	—
Winneshiek	14	5	6	1	—	—	—	—	—	—	—	—	—	2	—	—	—
Woodbury	111	30	49	14	—	—	—	7	—	—	—	6	—	—	—	—	2
Worth	16	5	10	—	—	—	—	—	—	—	—	—	—	—	—	—	—
Wright	15	6	7	1	—	—	—	1	—	—	—	—	—	—	—	—	—
State Total	**3398**	**1193**	**1501**	**201**	**103**	**—**	**2**	**69**	**7**	**—**	**2**	**37**	**6**	**3**	**65**	**6**	**203**
Kansas																	
Allen	10	3	6	1	—	—	—	—	—	—	—	—	—	—	—	—	—
Anderson	20	6	10	2	—	—	—	—	—	—	—	1	1	—	—	—	—
Atchison	26	15	10	—	—	—	—	—	—	—	—	—	—	—	—	—	—
Barber	8	1	6	1	—	—	—	—	—	—	—	—	—	—	—	—	—
Barton	47	16	20	5	—	—	1	—	—	—	—	—	—	—	1	—	1
Bourbon	25	13	10	1	—	—	—	—	—	—	—	—	—	—	—	—	1
Brown	10	7	3	—	—	—	—	—	—	—	—	—	—	—	—	—	—
Butler	110	52	51	3	—	—	—	—	—	—	—	—	—	—	3	—	1
Chase	4	2	2	—	—	—	—	—	—	—	—	—	—	—	—	—	—
Chautauqua	7	5	2	—	—	—	—	—	—	—	—	—	—	—	—	—	—
Cherokee	19	9	8	—	—	—	—	—	—	—	—	—	—	—	—	—	2
Cheyenne	15	8	6	—	—	—	—	—	—	—	—	—	—	—	—	—	1

U.S. REGISTERED GENERAL AVIATION AIRCRAFT BY TYPE AND BY REGION OF AIRCRAFT OWNER AS OF DECEMBER 31, 1993

Region	Total	Piston					Turboprop				Turbojet				Rotorcraft		Other
		Single-Engine		Multi-Engine			Single Engine	Multi-Engine			Single Engine	Multi-Engine			Piston	Turbo	
				2-Engine		3+ Engine		2-Engine		3+ Engine		2-Engine		3+ Engine			
		1-3 Place	4+ Place	1-6 Place	7+ Place			1-12 Place	13+ Place			1-12 Place	13+ Place				
Kansas—Cont.																	
Clark	17	9	6	1	—	—	—	—	—	—	—	—	—	—	—	—	1
Clay	16	6	7	—	—	—	—	—	—	—	—	—	—	—	—	—	—
Cloud	16	6	9	1	—	—	—	—	—	—	—	—	—	—	—	—	—
Coffey	10	3	5	—	—	—	—	—	—	—	—	1	—	—	1	—	—
Comanche	7	4	2	1	—	—	—	—	—	—	—	—	—	—	—	—	—
Cowley	48	22	19	4	—	—	—	1	—	—	—	—	—	—	—	—	2
Crawford	33	7	20	1	—	—	—	—	—	—	—	2	—	—	—	—	—
Decatur	17	10	7	—	—	—	—	—	—	—	—	—	—	—	—	—	—
Dickinson	24	8	13	1	—	—	—	1	—	—	—	—	—	—	—	—	1
Doniphan	5	2	1	—	—	—	—	—	—	—	—	—	—	—	2	—	—
Douglas	72	23	41	3	—	—	—	1	—	—	1	—	—	—	—	1	1
Edwards	7	5	1	1	—	—	—	—	—	—	—	—	—	—	—	—	—
Elk	8	6	2	—	—	—	—	—	—	—	—	—	—	—	—	—	—
Ellis	49	31	12	4	—	—	—	1	—	—	—	—	—	—	—	—	1
Ellsworth	8	5	2	—	—	—	—	—	—	—	—	—	—	—	—	—	1
Finney	77	26	39	6	—	—	—	—	—	—	—	1	—	—	1	1	—
Ford	41	11	23	4	—	—	—	1	—	—	—	—	—	—	—	—	1
Franklin	61	24	23	2	—	—	—	3	1	—	—	3	—	—	—	—	—
Geary	28	14	12	—	—	—	—	—	—	—	—	—	—	—	—	—	—
Gove	11	—	9	—	—	—	—	—	—	—	—	—	—	—	—	—	—
Graham	10	7	3	—	—	—	—	—	—	—	—	—	—	—	—	—	—
Grant	44	14	17	4	—	—	1	1	—	—	—	—	—	—	5	1	—
Gray	25	13	11	1	—	—	—	—	—	—	—	—	—	—	—	—	—
Greeley	12	4	8	—	—	—	—	—	—	—	—	—	—	—	—	—	—
Greenwood	18	7	10	—	—	—	—	—	—	—	—	—	—	—	—	—	—
Hamilton	38	29	8	1	—	—	—	—	—	—	—	—	—	—	—	—	—
Harper	46	15	18	2	—	—	—	—	—	—	—	—	—	—	—	—	11
Harvey	89	22	34	4	—	—	2	5	1	—	1	13	2	1	—	1	—
Haskell	24	14	10	—	—	—	—	—	—	—	—	—	—	—	—	—	—
Hodgeman	6	2	2	1	—	—	—	—	—	—	—	—	—	—	1	—	—
Jackson	9	7	2	—	—	—	—	—	—	—	—	—	—	—	—	—	—
Jefferson	20	9	10	—	—	—	—	—	—	—	—	—	—	—	1	—	—
Jewell	14	12	2	—	—	—	—	—	—	—	—	—	—	—	—	—	—
Johnson	501	117	231	42	—	—	—	17	—	—	—	8	—	—	5	1	25
Kearny	14	6	8	—	—	—	—	—	—	—	—	—	—	—	—	—	—
Kingman	19	8	11	—	—	—	—	—	—	—	—	—	—	—	—	—	—
Kiowa	25	12	9	1	—	—	—	—	—	—	—	—	—	—	—	—	2
Labette	26	14	8	1	—	—	—	—	—	—	—	—	—	—	1	—	—
Lane	8	3	4	1	—	—	—	—	—	—	—	—	—	—	—	—	—
Leavenwort	63	30	28	—	—	—	—	—	—	—	—	—	—	—	—	—	5
Lincoln	15	10	4	1	—	—	—	—	—	—	—	—	—	—	—	—	—
Linn	13	9	4	—	—	—	—	—	—	—	—	—	—	—	—	—	—
Logan	16	13	3	—	—	—	—	—	—	—	—	—	—	—	—	—	—
Lyon	41	17	22	1	—	—	—	1	—	—	—	—	—	—	—	—	—
Marion	22	5	11	—	—	—	—	—	—	—	—	—	—	—	5	1	—
Marshall	10	4	6	—	—	—	—	—	—	—	—	—	—	—	—	—	—
Mcpherson	47	18	23	2	—	—	—	—	—	—	—	1	—	—	—	—	—
Meade	31	19	11	1	—	—	—	—	—	—	—	—	—	—	—	—	—
Miami	32	15	16	—	—	—	—	—	—	—	—	—	—	—	—	—	1
Mitchell	20	12	7	—	—	—	—	—	—	—	—	—	—	—	—	—	—
Montgomery	52	19	25	1	—	—	—	2	—	—	—	—	—	—	—	—	—
Morris	5	2	2	—	—	—	—	1	—	—	—	—	—	—	—	—	—
Morton	12	3	9	—	—	—	—	—	—	—	—	—	—	—	—	—	—
Nemaha	9	3	4	—	—	—	—	—	—	—	—	—	—	—	—	—	—
Neosho	19	5	11	1	—	—	—	1	—	—	—	—	—	—	1	—	—

U.S. REGISTERED GENERAL AVIATION AIRCRAFT BY TYPE AND BY REGION OF AIRCRAFT OWNER AS OF DECEMBER 31, 1993

Region	Total	Piston					Turboprop				Turbojet				Rotorcraft		Other
		Single-Engine		Multi-Engine			Single Engine	Multi-Engine			Single Engine	Multi-Engine			Piston	Turbo	
				2-Engine		3+ Engine		2-Engine		3+ Engine		2-Engine		3+ Engine			
		1-3 Place	4+ Place	1-6 Place	7+ Place			1-12 Place	13+ Place			1-12 Place	13+ Place				
Kansas—Cont.																	
Ness	8	3	5	—	—	—	—	—	—	—	—	—	—	—	—	—	—
Norton	19	11	6	1	—	—	—	1	—	—	—	—	—	—	—	—	—
Osage	22	14	8	—	—	—	—	—	—	—	—	—	—	—	—	—	—
Osborne	6	5	1	—	—	—	—	—	—	—	—	—	—	—	—	—	—
Ottawa	10	6	3	—	—	—	—	—	—	—	—	—	—	—	1	—	—
Pawnee	41	23	12	1	—	—	—	—	—	—	—	—	—	—	2	—	2
Phillips	14	4	6	1	—	—	—	—	—	—	—	—	—	—	1	—	1
Pottawatom	8	—	8	—	—	—	—	—	—	—	—	—	—	—	—	—	—
Pratt	36	17	13	3	—	—	—	—	—	—	—	—	—	—	1	—	1
Rawlins	13	6	4	—	—	—	—	—	—	—	—	—	—	—	2	—	1
Reno	74	24	36	3	—	—	—	2	—	—	—	2	—	—	1	—	1
Republic	9	4	5	—	—	—	—	—	—	—	—	—	—	—	—	—	—
Rice	22	11	9	2	—	—	—	—	—	—	—	—	—	—	—	—	—
Riley	62	20	34	5	—	—	—	1	—	—	—	—	—	—	1	—	—
Rooks	4	—	4	—	—	—	—	—	—	—	—	—	—	—	—	—	—
Rush	7	3	4	—	—	—	—	—	—	—	—	—	—	—	—	—	—
Russell	24	12	8	2	—	—	—	—	—	—	—	—	—	—	2	—	—
Saline	106	22	53	9	—	—	—	3	1	—	—	—	—	—	10	1	2
Scott	32	9	19	2	—	—	—	1	—	—	—	—	—	—	—	—	—
Sedgwick	1098	259	375	66	—	—	60	86	27	—	—	117	6	1	14	3	67
Seward	57	12	33	4	—	—	—	—	—	—	—	—	—	—	1	—	1
Shawnee	193	65	84	12	—	1	—	3	1	—	—	1	1	—	5	—	15
Sheridan	19	14	5	—	—	—	—	—	—	—	—	—	—	—	—	—	—
Sherman	23	10	10	1	—	—	1	1	—	—	—	—	—	—	—	—	—
Smith	12	6	5	—	—	—	—	—	1	—	—	—	—	—	—	—	—
Stafford	13	8	4	1	—	—	—	—	—	—	—	—	—	—	—	—	—
Stanton	45	16	24	3	—	—	1	—	—	—	—	—	—	—	—	—	1
Stevens	21	8	13	—	—	—	—	—	—	—	—	—	—	—	—	—	—
Sumner	42	15	22	1	—	—	—	1	—	—	—	—	—	—	1	—	1
Thomas	31	20	8	1	—	—	—	—	—	—	—	—	—	—	1	—	—
Trego	11	3	7	1	—	—	—	—	—	—	—	—	—	—	—	—	—
Wabaunsee	7	3	3	1	—	—	—	—	—	—	—	—	—	—	—	—	—
Wallace	18	11	4	1	—	—	—	—	—	—	—	—	—	—	—	—	2
Washington	10	6	4	—	—	—	—	—	—	—	—	—	—	—	—	—	—
Wichita	15	8	7	—	—	—	—	—	—	—	—	—	—	—	—	—	—
Wilson	8	1	3	—	—	—	—	1	—	—	—	—	—	—	2	—	—
Woodson	2	—	2	—	—	—	—	—	—	—	—	—	—	—	—	—	—
Wyandotte	77	38	22	1	—	—	—	—	1	—	—	—	—	—	5	—	6
State Total	**4430**	**1555**	**1852**	**229**	**148**	**1**	**66**	**136**	**33**	**—**	**2**	**150**	**10**	**2**	**77**	**10**	**159**
Kentucky																	
Adair	11	10	1	—	—	—	—	—	—	—	—	—	—	—	—	—	—
Allen	1	1	—	—	—	—	—	—	—	—	—	—	—	—	—	—	—
Anderson	5	3	2	—	—	—	—	—	—	—	—	—	—	—	—	—	—
Ballard	5	2	2	—	—	—	—	—	—	—	—	—	—	—	1	—	—
Barren	19	10	8	—	—	—	—	—	—	—	—	—	—	—	—	—	—
Bath	3	2	1	—	—	—	—	—	—	—	—	—	—	—	—	—	—
Bell	15	3	10	2	—	—	—	—	—	—	—	—	—	—	—	—	—
Boone	22	6	13	—	—	—	—	—	—	—	—	—	—	—	3	—	—
Bourbon	7	2	5	—	—	—	—	—	—	—	—	—	—	—	—	—	—
Boyd	29	9	7	5	—	—	—	—	—	—	—	4	1	—	—	1	1
Boyle	15	4	10	1	—	—	—	—	—	—	—	—	—	—	—	—	—
Bracken	3	3	—	—	—	—	—	—	—	—	—	—	—	—	—	—	—
Breathitt	7	4	1	1	—	—	—	—	—	—	—	—	—	—	1	—	—
Breckinrid	6	1	5	—	—	—	—	—	—	—	—	—	—	—	—	—	—
Bullitt	20	9	7	1	—	—	—	—	—	—	—	—	—	—	2	—	1

U.S. REGISTERED GENERAL AVIATION AIRCRAFT BY TYPE AND BY REGION OF AIRCRAFT OWNER AS OF DECEMBER 31, 1993

Region	Total	Piston					Turboprop				Turbojet				Rotorcraft		Other
		Single-Engine		Multi-Engine			Single Engine	Multi-Engine			Single Engine	Multi-Engine			Piston	Turbo	
		1-3 Place	4+ Place	2-Engine 1-6 Place	2-Engine 7+ Place	3+ Engine		2-Engine 1-12 Place	2-Engine 13+ Place	3+ Engine		2-Engine 1-12 Place	2-Engine 13+ Place	3+ Engine			
Kentucky—Cont.																	
Butler	2	—	2	—	—	—	—	—	—	—	—	—	—	—	—	—	—
Caldwell	4	1	2	1	—	—	—	—	—	—	—	—	—	—	—	—	—
Calloway	30	19	11	—	—	—	—	—	—	—	—	—	—	—	—	—	—
Campbell	25	7	8	3	—	—	—	—	—	—	—	3	—	—	—	—	3
Carlisle	3	1	2	—	—	—	—	—	—	—	—	—	—	—	—	—	—
Carroll	3	1	2	—	—	—	—	—	—	—	—	—	—	—	—	—	—
Carter	13	4	8	1	—	—	—	—	—	—	—	—	—	—	—	—	—
Casey	7	4	2	1	—	—	—	—	—	—	—	—	—	—	—	—	—
Christian	53	19	26	6	—	—	—	—	—	—	—	—	—	—	—	—	—
Clark	18	5	8	—	—	—	—	—	—	—	—	—	—	—	1	—	4
Clay	7	1	4	1	—	—	—	—	—	—	—	—	—	—	—	1	—
Clinton	6	1	5	—	—	—	—	—	—	—	—	—	—	—	—	—	—
Crittenden	2	—	1	1	—	—	—	—	—	—	—	—	—	—	—	—	—
Cumberland	3	2	1	—	—	—	—	—	—	—	—	—	—	—	—	—	—
Daviess	96	33	35	9	—	—	—	4	1	—	—	5	1	—	—	1	—
Edmonson	3	1	2	—	—	—	—	—	—	—	—	—	—	—	—	—	—
Estill	6	5	1	—	—	—	—	—	—	—	—	—	—	—	—	—	—
Fayette	140	44	48	15	—	—	—	6	2	—	—	1	1	—	4	2	12
Fleming	4	1	2	—	—	—	—	—	—	—	—	—	—	—	1	—	—
Floyd	21	1	12	2	—	—	—	2	—	—	—	—	—	—	2	1	—
Franklin	31	10	12	2	—	—	—	—	—	—	—	—	—	—	1	4	2
Fulton	4	2	2	—	—	—	—	—	—	—	—	—	—	—	—	—	—
Gallatin	1	—	1	—	—	—	—	—	—	—	—	—	—	—	—	—	—
Garrard	3	1	1	—	—	—	—	—	—	—	—	—	—	—	1	—	—
Grant	2	1	1	—	—	—	—	—	—	—	—	—	—	—	—	—	—
Graves	30	9	15	1	—	—	—	—	—	—	—	—	—	—	1	—	—
Grayson	11	2	8	1	—	—	—	—	—	—	—	—	—	—	—	—	—
Green	5	—	3	—	—	—	—	1	—	—	—	—	1	—	—	—	—
Greenup	11	4	6	—	—	—	—	—	—	—	—	—	—	1	—	—	—
Hancock	5	2	2	1	—	—	—	—	—	—	—	—	—	—	—	—	—
Hardin	44	25	18	1	—	—	—	—	—	—	—	—	—	—	—	—	—
Harlan	6	—	3	1	—	—	—	1	—	—	—	—	—	—	—	—	—
Harrison	11	2	9	—	—	—	—	—	—	—	—	—	—	—	—	—	—
Hart	2	—	2	—	—	—	—	—	—	—	—	—	—	—	—	—	—
Henderson	24	6	10	3	—	—	—	—	—	—	—	2	—	—	—	1	—
Henry	6	2	3	—	—	—	—	—	—	—	—	—	—	—	—	—	1
Hickman	2	2	—	—	—	—	—	—	—	—	—	—	—	—	—	—	—
Hopkins	34	9	12	4	—	—	—	2	—	—	—	2	—	—	2	1	1
Jefferson	428	117	150	40	—	—	1	10	—	—	—	9	6	—	1	4	80
Jessamine	13	6	5	1	—	—	—	—	—	—	—	—	—	—	—	1	—
Johnson	11	3	8	—	—	—	—	—	—	—	—	—	—	—	—	—	—
Kenton	31	12	11	1	—	—	—	—	—	—	—	—	—	—	3	—	4
Knox	3	1	—	1	—	—	—	—	—	—	—	—	—	—	—	—	—
Larue	6	4	2	—	—	—	—	—	—	—	—	—	—	—	—	—	—
Laurel	19	7	7	1	—	—	—	2	—	—	—	—	—	—	—	2	—
Lawrence	3	—	2	—	—	—	—	—	—	—	—	—	—	—	1	—	—
Lee	2	—	1	1	—	—	—	—	—	—	—	—	—	—	—	—	—
Leslie	2	1	1	—	—	—	—	—	—	—	—	—	—	—	—	—	—
Letcher	8	2	4	—	—	—	—	—	—	—	—	—	—	—	1	—	1
Lewis	5	4	1	—	—	—	—	—	—	—	—	—	—	—	—	—	—
Lincoln	2	2	—	—	—	—	—	—	—	—	—	—	—	—	—	—	—
Livingston	5	1	3	—	—	—	—	—	—	—	—	1	—	—	—	—	—
Logan	15	6	6	1	—	—	—	—	—	—	—	—	—	—	1	1	—
Lyon	1	—	—	—	—	—	—	—	—	—	—	—	—	—	—	1	—
Madison	34	15	16	2	—	—	—	—	—	—	—	—	—	—	1	—	—

U.S. REGISTERED GENERAL AVIATION AIRCRAFT BY TYPE AND BY REGION OF AIRCRAFT OWNER AS OF DECEMBER 31, 1993

Region	Total	Piston					Turboprop				Turbojet				Rotorcraft		Other
		Single-Engine		Multi-Engine			Single Engine	Multi-Engine			Single Engine	Multi-Engine			Piston	Turbo	
				2-Engine		3+ Engine		2-Engine		3+ Engine		2-Engine		3+ Engine			
		1-3 Place	4+ Place	1-6 Place	7+ Place			1-12 Place	13+ Place			1-12 Place	13+ Place				
Kentucky—Cont.																	
Magoffin	3	—	1	—	—	—	—	—	—	—	—	—	—	1	—	1	—
Marion	7	4	2	1	—	—	—	—	—	—	—	—	—	—	—	—	—
Marshall	9	1	6	1	—	—	—	1	—	—	—	—	—	—	—	—	—
Martin	2	—	1	—	—	—	—	—	—	—	—	—	—	—	—	—	—
Mason	19	6	10	2	—	—	—	—	—	—	—	1	—	—	—	—	—
Mccracken	85	22	33	4	—	—	—	1	—	—	—	2	—	—	19	—	—
Mclean	22	13	8	—	—	—	—	—	—	—	—	—	—	—	—	—	—
Meade	6	2	4	—	—	—	—	—	—	—	—	—	—	—	—	—	—
Menifee	1	1	—	—	—	—	—	—	—	—	—	—	—	—	—	—	—
Mercer	24	7	13	—	—	—	—	—	—	—	—	—	—	—	—	—	2
Monroe	2	1	1	—	—	—	—	—	—	—	—	—	—	—	—	—	—
Montgomery	19	4	9	6	—	—	—	—	—	—	—	—	—	—	—	—	—
Morgan	5	2	3	—	—	—	—	—	—	—	—	—	—	—	—	—	—
Muhlenberg	10	5	5	—	—	—	—	—	—	—	—	—	—	—	—	—	—
Nelson	21	8	13	—	—	—	—	—	—	—	—	—	—	—	—	—	—
Ohio	2	—	2	—	—	—	—	—	—	—	—	—	—	—	—	—	—
Oldham	26	4	11	5	—	—	—	—	—	—	—	—	—	—	1	—	5
Pendleton	8	6	2	—	—	—	—	—	—	—	—	—	—	—	—	—	—
Perry	19	1	11	2	—	—	—	—	—	—	—	—	—	—	1	2	—
Pike	27	6	13	5	—	—	—	—	—	—	—	—	—	—	2	—	—
Powell	15	4	9	1	—	—	—	—	—	—	—	—	—	—	1	—	—
Pulaski	48	15	22	5	—	—	—	—	—	—	—	1	—	—	—	—	1
Robertson	1	—	1	—	—	—	—	—	—	—	—	—	—	—	—	—	—
Rockcastle	2	—	1	1	—	—	—	—	—	—	—	—	—	—	—	—	—
Rowan	17	10	7	—	—	—	—	—	—	—	—	—	—	—	—	—	—
Russell	9	6	3	—	—	—	—	—	—	—	—	—	—	—	—	—	—
Scott	17	5	10	—	—	—	—	—	—	—	—	—	—	—	2	—	—
Shelby	14	4	6	—	—	—	—	—	—	—	—	—	—	—	—	—	3
Simpson	7	1	5	1	—	—	—	—	—	—	—	—	—	—	—	—	—
Spencer	1	1	—	—	—	—	—	—	—	—	—	—	—	—	—	—	—
Taylor	18	6	8	2	—	—	—	1	—	—	—	—	—	—	—	—	—
Todd	7	1	6	—	—	—	—	—	—	—	—	—	—	—	—	—	—
Trigg	8	1	3	3	—	—	—	—	—	—	—	—	—	—	—	—	1
Trimble	5	4	1	—	—	—	—	—	—	—	—	—	—	—	—	—	—
Union	14	9	3	—	—	—	—	2	—	—	—	—	—	—	—	—	—
Warren	53	21	22	2	—	—	1	1	—	—	—	—	1	—	1	—	3
Washington	6	5	1	—	—	—	—	—	—	—	—	—	—	—	—	—	—
Wayne	9	4	5	—	—	—	—	—	—	—	—	—	—	—	—	—	—
Webster	10	—	8	—	—	—	—	—	—	—	—	—	—	—	—	—	—
Whitley	20	7	10	1	—	—	—	—	—	—	—	—	—	—	1	—	—
Wolfe	1	—	—	1	—	—	—	—	—	—	—	—	—	—	—	—	—
Woodford	36	12	11	1	—	—	—	1	—	—	—	—	—	—	—	1	10
State Total	**2069**	**686**	**869**	**156**	**58**	**—**	**2**	**35**	**3**	**—**		**31**	**11**	**2**	**56**	**25**	**135**
Louisiana																	
Acadia	56	39	8	2	—	—	4	1	—	—	—	—	—	—	2	—	—
Allen	14	8	5	1	—	—	—	—	—	—	—	—	—	—	—	—	—
Ascension	42	13	18	1	—	—	—	—	—	—	—	—	—	—	1	—	9
Assumption	11	3	3	—	—	—	—	—	—	—	—	—	—	—	3	2	—
Avoyelles	44	27	10	2	—	—	2	—	—	—	—	—	—	—	—	—	—
Beauregard	28	12	11	3	—	—	—	—	—	—	—	—	—	—	1	—	—
Bienville	5	—	4	1	—	—	—	—	—	—	—	—	—	—	—	—	—
Bossier	132	33	59	10	—	—	—	4	—	—	—	3	—	—	4	3	9
Caddo	224	77	92	22	—	—	—	5	2	—	—	4	—	—	4	7	4
Calcasieu	144	59	44	10	—	—	—	4	2	—	1	1	—	1	10	1	3
Caldwell	9	5	3	—	—	—	—	—	—	—	—	—	—	—	—	—	—

U.S. REGISTERED GENERAL AVIATION AIRCRAFT BY TYPE AND BY REGION OF AIRCRAFT OWNER AS OF DECEMBER 31, 1993

Region	Total	Piston					Turboprop				Turbojet				Rotorcraft		Other
		Single-Engine		Multi-Engine			Single Engine	Multi-Engine			Single Engine	Multi-Engine			Piston	Turbo	
				2-Engine		3+ Engine		2-Engine		3+ Engine		2-Engine		3+ Engine			
		1-3 Place	4+ Place	1-6 Place	7+ Place			1-12 Place	13+ Place			1-12 Place	13+ Place				
Louisiana—Cont.																	
Cameron	7	3	3	1	—	—	—	—	—	—	—	—	—	—	—	—	—
Catahoula	17	11	5	1	—	—	—	—	—	—	—	—	—	—	—	—	—
Claiborne	5	2	2	—	—	—	—	—	—	—	—	—	—	—	1	—	—
Concordia	19	12	5	1	—	—	1	—	—	—	—	—	—	—	—	—	—
De Soto	12	4	7	1	—	—	—	—	—	—	—	—	—	—	—	—	—
East Baton	335	72	154	24	—	—	1	8	1	—	—	1	—	—	10	12	32
East Carro	34	28	5	1	—	—	—	—	—	—	—	—	—	—	—	—	—
East Felic	37	18	14	—	—	—	—	—	—	—	—	—	—	—	5	—	—
Evangeline	26	18	1	2	—	—	1	—	—	—	—	—	—	—	1	—	—
Franklin	78	57	18	2	—	—	—	—	—	—	—	—	—	—	1	—	—
Grant	13	7	4	—	—	—	—	—	—	—	—	—	—	—	1	—	1
Iberia	52	21	18	4	—	—	—	1	—	—	—	—	—	—	3	—	1
Iberville	15	4	3	1	—	—	—	2	1	—	—	—	—	—	1	1	2
Jackson	19	8	9	2	—	—	—	—	—	—	—	—	—	—	—	—	—
Jefferson	185	71	76	12	—	—	1	4	1	—	—	1	1	—	4	1	5
Jefferson	49	33	10	1	—	—	1	1	—	—	—	—	—	—	3	—	—
La Salle	8	2	1	2	—	—	—	—	—	—	—	1	—	—	2	—	—
Lafayette	507	64	68	13	—	—	—	11	—	—	—	3	—	—	7	324	5
Lafourche	46	21	20	3	—	—	—	—	—	—	—	1	—	—	—	—	—
Lincoln	50	16	18	5	—	—	—	7	1	—	—	1	—	—	—	—	2
Livingston	26	7	11	3	—	—	—	1	—	—	—	—	—	—	1	—	3
Madison	32	23	4	1	—	—	1	—	—	2	—	—	—	—	—	—	—
Morehouse	45	25	14	2	—	—	3	—	—	—	—	—	—	—	—	—	—
Natchitoch	33	15	15	2	—	—	—	—	—	—	—	—	—	—	1	—	—
Orleans	252	64	74	21	—	—	3	9	1	—	1	8	5	—	1	53	3
Ouachita	137	40	66	13	—	—	—	6	—	—	—	—	1	1	—	1	4
Plaquemine	55	12	30	4	—	—	—	—	1	—	—	1	—	—	2	2	2
Pointe Cou	18	9	6	—	—	—	—	—	—	—	—	1	—	—	1	—	—
Rapides	116	44	56	3	—	—	—	2	1	—	—	2	1	—	—	—	5
Red River	7	4	3	—	—	—	—	—	—	—	—	—	—	—	—	—	—
Richland	48	33	10	1	—	—	1	—	—	—	—	—	—	—	3	—	—
Sabine	12	4	8	—	—	—	—	—	—	—	—	—	—	—	—	—	—
St Bernard	19	5	13	—	—	—	—	—	—	—	—	—	—	—	1	—	—
St Charles	30	12	16	—	—	—	—	—	—	—	—	1	—	—	—	1	—
St Helena	2	—	1	—	—	—	—	—	—	—	—	—	—	—	—	—	—
St James	4	3	1	—	—	—	—	—	—	—	—	—	—	—	—	—	—
St John Th	20	6	12	1	—	—	—	—	—	—	—	—	—	—	1	—	—
St Landry	70	40	21	3	—	—	—	2	—	—	—	—	—	—	3	1	—
St Martin	13	6	7	—	—	—	—	—	—	—	—	—	—	—	—	—	—
St Mary	52	18	20	3	—	—	—	—	—	—	—	1	—	—	—	10	—
St Tammany	139	57	66	5	—	—	—	—	—	—	—	—	—	—	3	—	4
Tangipahoa	92	28	52	5	—	—	—	—	—	—	—	—	—	—	—	—	6
Tensas	26	19	5	1	—	—	—	—	—	—	—	—	—	—	—	—	—
Terrebonne	60	14	33	2	—	1	—	—	—	—	1	2	—	—	1	1	—
Union	9	5	3	—	—	—	—	1	—	—	—	—	—	—	—	—	—
Vermilion	49	37	8	2	—	—	1	—	—	—	—	—	—	—	1	—	—
Vernon	25	5	17	3	—	—	—	—	—	—	—	—	—	—	—	—	—
Washington	15	3	10	1	—	—	—	—	—	—	—	—	—	—	—	—	—
Webster	18	5	5	2	—	—	—	2	—	—	—	1	—	—	3	—	—
West Baton	10	2	3	—	—	—	—	—	—	—	—	—	—	—	1	—	4
West Carro	41	28	11	1	—	—	—	—	—	—	—	—	—	—	—	—	—
West Felic	2	1	1	—	—	—	—	—	—	—	—	—	—	—	—	—	—
Winn	4	—	4	—	—	—	—	—	—	—	—	—	—	—	—	—	—
State Total	**3704**	**1322**	**1304**	**207**	**109**	**1**	**20**	**71**	**11**	**2**	**3**	**33**	**8**	**2**	**87**	**420**	**104**
Maine																	
Androscogg	84	36	39	1	—	3	—	—	—	—	—	—	—	—	—	—	2

U.S. REGISTERED GENERAL AVIATION AIRCRAFT BY TYPE AND BY REGION OF AIRCRAFT OWNER AS OF DECEMBER 31, 1993

Region	Total	Piston					Turboprop				Turbojet				Rotorcraft		Other
		Single-Engine		Multi-Engine			Single Engine	Multi-Engine			Single Engine	Multi-Engine			Piston	Turbo	
				2-Engine		3+ Engine		2-Engine		3+ Engine		2-Engine		3+ Engine			
		1-3 Place	4+ Place	1-6 Place	7+ Place			1-12 Place	13+ Place			1-12 Place	13+ Place				
Maine—Cont.																	
Aroostook	85	32	40	4	—	—	—	—	—	—	—	—	—	—	3	—	2
Cumberland	221	96	92	11	—	—	—	1	2	—	—	1	—	—	—	2	11
Franklin	57	26	27	1	—	—	—	1	—	—	—	—	—	—	—	—	2
Hancock	70	33	33	2	—	—	—	—	—	—	—	—	—	—	—	—	2
Kennebec	142	50	68	3	—	—	1	1	—	—	—	1	—	—	7	6	2
Knox	75	38	29	2	—	1	—	1	—	—	—	—	—	—	2	—	1
Lincoln	47	20	15	4	—	—	—	—	—	—	—	—	—	—	3	—	2
Oxford	54	29	22	1	—	—	—	—	—	—	—	—	—	—	1	—	1
Penobscot	278	135	113	11	—	—	—	1	3	—	—	1	—	—	—	6	2
Piscataqui	48	15	27	1	—	—	—	—	—	—	—	—	—	—	2	—	—
Sagadahoc	30	24	6	—	—	—	—	—	—	—	—	—	—	—	—	—	—
Somerset	114	55	47	6	—	—	—	2	—	—	—	—	—	—	1	1	1
Waldo	33	14	17	2	—	—	—	—	—	—	—	—	—	—	—	—	—
Washington	49	13	31	1	—	—	—	—	—	—	—	—	—	—	1	2	—
York	158	76	62	2	—	—	—	—	—	—	—	—	—	—	3	—	10
State Total	**1545**	**692**	**668**	**52**	**35**	**4**	**1**	**7**	**5**	**—**		**3**	**—**		**23**	**17**	**38**
Maryland																	
Allegany	89	45	23	6	—	—	—	—	—	—	—	—	—	—	1	1	10
Anne Arund	388	122	191	27	—	—	—	11	—	—	—	5	—	1	2	—	22
Baltimore	6	—	—	—	—	—	—	—	1	—	—	5	—	—	—	—	—
Baltimore	505	159	220	27	—	1	—	11	4	—	—	7	4	1	10	29	24
Calvert	45	11	29	3	—	—	—	1	—	—	—	—	—	—	—	—	1
Caroline	18	6	10	—	—	—	—	—	—	—	—	—	—	—	—	—	2
Carroll	198	73	103	5	—	—	—	—	—	—	—	—	—	—	3	—	12
Cecil	55	21	27	2	—	—	—	1	—	—	—	—	—	—	—	1	3
Charles	97	41	44	6	—	—	—	—	—	—	—	—	—	—	—	1	4
Dorchester	30	12	15	1	—	—	—	—	—	—	—	1	—	—	—	—	—
Frederick	183	57	81	7	—	—	—	2	—	—	—	—	—	—	17	4	11
Garrett	29	9	16	1	—	—	—	—	1	—	—	1	—	—	—	—	—
Harford	120	43	60	6	—	—	—	3	—	1	—	—	—	—	3	—	3
Howard	110	35	58	3	—	—	—	1	—	—	—	—	—	—	—	1	11
Kent	26	9	13	2	—	—	—	—	—	—	—	—	—	—	—	—	2
Montgomery	442	104	238	33	—	—	—	7	1	—	—	7	—	—	6	2	37
Prince Geo	363	122	195	25	—	—	—	—	—	—	—	2	3	—	5	5	4
Queen Anne	82	38	41	—	—	—	—	—	—	—	—	1	—	—	—	—	2
Somerset	16	8	8	—	—	—	—	—	—	—	—	—	—	—	—	—	—
St Marys	91	28	51	4	—	—	—	—	—	—	—	—	—	—	—	—	6
Talbot	76	16	37	9	—	—	—	3	—	—	—	1	—	—	1	4	1
Washington	102	22	56	13	—	—	—	1	—	—	—	—	—	—	1	—	6
Wicomico	54	26	15	6	—	—	—	1	—	—	—	—	—	—	—	—	3
Worcester	52	25	21	3	—	—	—	1	—	—	—	1	—	—	—	—	—
Unknown	1	—	1	—	—	—	—	—	—	—	—	—	—	—	—	—	—
State Total	**3178**	**1032**	**1553**	**189**	**51**	**1**	**—**	**43**	**7**	**1**	**—**	**31**	**7**	**2**	**49**	**48**	**164**
Massachusett																	
Barnstable	171	42	96	11	—	—	—	1	—	—	—	—	—	—	—	—	4
Berkshire	125	47	52	10	—	—	—	1	—	—	—	1	—	—	3	2	5
Bristol	269	106	124	7	—	—	1	2	—	—	—	—	—	2	3	2	17
Dukes	35	12	19	2	—	—	—	—	—	—	—	—	—	—	—	—	—
Essex	358	125	178	26	—	—	—	—	—	—	—	1	—	—	5	2	9
Franklin	87	41	37	4	—	—	—	—	—	—	—	—	—	—	—	—	4
Hampden	228	61	118	11	—	—	—	1	—	—	—	1	—	—	8	4	19
Hampshire	129	35	62	8	—	—	—	—	—	—	—	—	1	—	6	—	12
Middlesex	572	184	280	31	—	—	2	4	1	—	—	6	2	—	14	8	35
Nantucket	53	10	21	7	—	—	—	—	—	—	—	—	—	—	1	—	—
Norfolk	191	52	103	11	—	—	—	3	1	—	—	1	2	—	4	2	7

U.S. REGISTERED GENERAL AVIATION AIRCRAFT BY TYPE AND BY REGION OF AIRCRAFT OWNER AS OF DECEMBER 31, 1993

Region	Total	Piston					Turboprop				Turbojet				Rotorcraft		Other
		Single-Engine		Multi-Engine			Single Engine	Multi-Engine			Single Engine	Multi-Engine			Piston	Turbo	
				2-Engine		3+ Engine		2-Engine		3+ Engine		2-Engine		3+ Engine			
		1-3 Place	4+ Place	1-6 Place	7+ Place			1-12 Place	13+ Place			1-12 Place	13+ Place				
Massachusett—Cont.																	
Plymouth	337	130	141	11	—	—	—	—	2	—	—	1	—	—	22	6	15
Suffolk	565	134	249	38	—	—	3	10	21	—	—	13	2	3	17	24	37
Worcester	506	174	250	21	—	—	—	2	—	—	—	3	—	—	15	2	35
State Total	**3626**	**1153**	**1730**	**198**	**102**	**—**	**6**	**24**	**25**	**—**		**27**	**7**	**5**	**98**	**52**	**199**
Michigan																	
Alcona	15	8	7	—	—	—	—	—	—	—	—	—	—	—	—	—	—
Alger	6	4	2	—	—	—	—	—	—	—	—	—	—	—	—	—	—
Allegan	95	47	44	2	—	—	—	—	—	—	—	—	—	—	1	—	1
Alpena	33	10	12	7	—	—	—	1	—	—	—	—	—	—	—	—	1
Antrim	52	16	27	5	—	—	—	—	—	—	—	—	—	—	—	—	2
Arenac	18	13	4	1	—	—	—	—	—	—	—	—	—	—	—	—	—
Baraga	4	1	3	—	—	—	—	—	—	—	—	—	—	—	—	—	—
Barry	40	16	18	3	—	—	—	1	—	—	—	—	—	—	1	—	1
Bay	100	40	51	5	—	—	—	—	—	—	—	—	—	—	3	—	1
Benzie	22	9	5	—	—	—	—	1	—	—	—	—	—	—	—	—	7
Berrien	189	85	79	16	—	—	—	1	—	—	—	2	1	—	—	—	5
Branch	46	12	23	4	—	—	—	—	—	—	—	—	—	—	2	—	2
Calhoun	165	44	59	6	—	2	—	—	—	—	—	—	—	2	2	—	50
Cass	43	12	23	4	—	—	—	—	—	—	1	—	—	—	1	—	1
Charlevoix	60	22	25	7	—	—	—	—	—	—	—	1	—	—	—	—	1
Cheboygan	62	22	27	3	—	—	—	—	—	—	—	2	—	—	—	—	7
Chippewa	48	20	16	5	—	—	—	2	—	—	—	—	—	—	2	—	—
Clare	38	13	20	1	—	—	—	—	—	—	—	—	—	—	1	—	—
Clinton	94	35	47	5	—	—	—	—	—	—	—	—	—	—	2	—	4
Crawford	3	2	1	—	—	—	—	—	—	—	—	—	—	—	—	—	—
Delta	44	13	26	3	—	—	—	—	—	—	—	—	—	—	1	—	—
Dickinson	57	18	12	5	—	—	4	2	—	—	—	—	—	—	2	—	—
Eaton	113	36	60	5	—	—	—	1	—	—	—	—	—	—	1	—	6
Emmet	45	23	12	8	—	—	—	—	—	—	—	—	—	—	—	—	1
Genesee	370	120	176	22	—	—	—	5	—	—	—	2	—	—	3	1	33
Gladwin	13	4	9	—	—	—	—	—	—	—	—	—	—	—	—	—	—
Gogebic	5	2	3	—	—	—	—	—	—	—	—	—	—	—	—	—	—
Grand Trav	136	58	56	8	—	—	—	—	—	—	—	1	—	—	1	1	5
Gratiot	44	19	17	5	—	—	—	1	—	—	—	—	—	—	—	—	—
Hillsdale	27	14	11	1	—	—	—	—	—	—	—	—	—	—	—	—	1
Houghton	12	1	10	—	—	—	—	—	—	—	—	—	—	—	—	—	—
Huron	47	23	20	2	—	—	—	—	—	—	—	—	—	—	—	—	1
Ingham	297	102	126	20	—	—	—	5	—	—	1	1	—	—	3	2	26
Ionia	62	23	26	2	—	—	—	1	—	—	—	—	—	—	1	—	8
Iosco	23	9	12	1	—	—	—	—	—	—	—	—	—	—	—	—	1
Iron	15	8	6	—	—	—	—	1	—	—	—	—	—	—	—	—	—
Isabella	77	39	31	4	—	—	—	—	—	—	—	—	—	—	1	—	1
Jackson	186	65	79	6	—	—	—	1	—	—	—	6	—	—	4	2	21
Kalamazoo	305	122	127	14	—	1	—	4	—	—	—	5	2	—	7	4	15
Kalkaska	9	—	8	—	—	—	—	—	—	—	—	—	—	—	—	—	—
Kent	463	126	202	37	—	—	1	10	—	—	—	7	5	1	7	6	50
Lake	3	—	3	—	—	—	—	—	—	—	—	—	—	—	—	—	—
Lapeer	95	35	41	10	—	—	—	2	—	—	—	—	—	—	3	1	1
Leelanau	26	10	11	4	—	—	—	—	—	—	—	—	—	—	—	—	—
Lenawee	136	57	52	7	—	—	—	4	2	—	—	3	—	—	2	—	7
Livingston	201	67	94	13	—	1	1	2	—	—	—	1	—	—	4	—	18
Luce	6	1	5	—	—	—	—	—	—	—	—	—	—	—	—	—	—
Mackinac	23	9	13	1	—	—	—	—	—	—	—	—	—	—	—	—	—
Macomb	353	126	154	21	—	—	—	6	1	—	1	2	—	—	12	1	16
Manistee	10	3	4	1	—	—	—	—	—	—	—	—	—	—	—	—	1

U.S. REGISTERED GENERAL AVIATION AIRCRAFT BY TYPE AND BY REGION OF AIRCRAFT OWNER AS OF DECEMBER 31, 1993

Region	Total	Piston					Turboprop				Turbojet				Rotorcraft		Other
		Single-Engine		Multi-Engine			Single Engine	Multi-Engine			Single Engine	Multi-Engine			Piston	Turbo	
				2-Engine		3+ Engine		2-Engine		3+ Engine		2-Engine		3+ Engine			
		1-3 Place	4+ Place	1-6 Place	7+ Place			1-12 Place	13+ Place			1-12 Place	13+ Place				
Michigan—Cont.																	
Marquette	59	27	27	3	—	—	—	—	—	—	—	—	—	—	1	—	—
Mason	27	9	13	4	—	—	—	—	—	—	—	—	—	—	—	—	—
Mecosta	38	15	18	3	—	—	—	—	—	—	—	—	—	—	2	—	—
Menominee	37	12	16	2	—	—	—	—	—	—	—	—	—	—	3	4	—
Midland	88	34	43	2	—	—	—	1	—	—	—	3	1	1	—	—	2
Missaukee	41	23	17	—	—	—	—	—	—	—	—	—	—	—	—	—	1
Monroe	129	55	58	7	—	—	—	—	—	—	—	1	—	—	1	1	2
Montcalm	99	36	45	3	—	—	—	—	—	—	—	—	—	—	12	—	3
Montmorenc	14	6	8	—	—	—	—	—	—	—	—	—	—	—	—	—	—
Muskegon	101	47	36	5	—	—	—	2	—	—	—	3	1	—	—	—	3
Newaygo	46	23	20	1	—	—	—	—	—	—	—	—	1	—	1	—	—
Oakland	1018	268	489	64	—	—	—	10	—	—	1	17	5	—	20	3	93
Oceana	55	17	29	—	—	—	—	—	—	—	—	—	—	—	4	1	3
Ogemaw	13	6	6	1	—	—	—	—	—	—	—	—	—	—	—	—	—
Ontonagon	13	8	5	—	—	—	—	—	—	—	—	—	—	—	—	—	—
Osceola	22	15	7	—	—	—	—	—	—	—	—	—	—	—	—	—	—
Oscoda	3	1	2	—	—	—	—	—	—	—	—	—	—	—	—	—	—
Otsego	36	9	22	4	—	—	—	—	—	—	—	—	—	—	—	—	—
Ottawa	209	81	86	14	—	—	—	6	2	—	—	3	3	—	5	—	4
Presque Is	6	2	4	—	—	—	—	—	—	—	—	—	—	—	—	—	—
Roscommon	41	14	18	4	—	—	—	1	—	—	1	—	—	—	1	—	—
Saginaw	154	47	79	11	—	—	—	—	1	—	—	1	2	1	7	—	3
Sanilac	49	17	30	—	—	—	—	—	—	—	—	—	—	—	—	—	1
Schoolcraf	10	2	6	1	—	—	—	—	—	—	—	1	—	—	—	—	—
Shiawassee	101	32	60	3	—	—	—	1	—	—	—	—	—	—	1	—	1
St Clair	158	44	79	19	—	—	—	1	1	—	—	2	1	—	3	—	4
St Joseph	73	24	36	5	—	—	—	2	—	—	—	—	—	—	2	—	2
Tuscola	58	28	28	1	—	—	—	—	—	—	—	—	—	—	1	—	—
Van Buren	101	43	44	6	—	—	—	—	—	—	—	1	—	—	2	—	4
Washtenaw	433	133	154	23	—	—	1	7	8	—	—	19	4	—	8	3	62
Wayne	966	265	428	59	—	4	—	24	9	—	—	32	11	6	18	18	43
Wexford	32	13	14	1	—	—	—	1	—	—	—	1	—	—	1	—	1
Unknown	1	—	1	—	—	—	—	—	—	—	—	—	—	—	—	—	—
Unknown	3	—	1	—	—	—	—	—	—	—	—	—	1	1	—	—	—
State Total	**8570**	**2920**	**3828**	**520**	**249**	**8**	**7**	**107**	**24**	**—**	**5**	**117**	**38**	**12**	**160**	**48**	**527**
Minnesota																	
Aitkin	29	13	14	1	—	—	—	—	—	—	—	—	—	—	1	—	—
Anoka	128	37	73	7	—	—	—	1	—	—	—	—	—	—	1	—	6
Becker	36	15	21	—	—	—	—	—	—	—	—	—	—	—	—	—	—
Beltrami	52	18	24	4	—	—	—	2	—	—	—	—	—	—	2	—	—
Benton	69	23	29	4	—	—	1	1	—	—	—	—	—	—	—	—	9
Big Stone	8	5	2	1	—	—	—	—	—	—	—	—	—	—	—	—	—
Blue Earth	78	28	40	4	—	—	—	2	—	—	—	2	—	—	—	—	1
Brown	49	24	18	6	—	—	—	—	—	—	—	—	—	—	—	—	—
Carlton	41	13	22	3	—	—	—	1	—	—	—	—	—	—	2	—	—
Carver	67	22	36	2	—	—	—	—	—	—	—	1	—	—	1	—	5
Cass	47	23	24	—	—	—	—	—	—	—	—	—	—	—	—	—	—
Chippewa	21	9	11	1	—	—	—	—	—	—	—	—	—	—	—	—	—
Chisago	62	34	23	3	—	—	—	—	—	—	—	—	—	—	—	—	1
Clay	78	42	24	3	—	—	2	—	—	—	—	—	—	—	2	—	4
Clearwater	20	12	8	—	—	—	—	—	—	—	—	—	—	—	—	—	—
Cook	18	8	9	—	—	—	—	—	—	—	—	—	—	—	1	—	—
Cottonwood	18	10	7	1	—	—	—	—	—	—	—	—	—	—	—	—	—
Crow Wing	129	48	62	2	—	—	—	—	—	—	—	—	—	—	9	5	1
Dakota	302	134	137	12	—	—	1	1	1	—	—	—	—	—	4	—	7

U.S. REGISTERED GENERAL AVIATION AIRCRAFT BY TYPE AND BY REGION OF AIRCRAFT OWNER AS OF DECEMBER 31, 1993

Region	Total	Piston					Turboprop				Turbojet				Rotorcraft		Other
		Single-Engine		Multi-Engine			Single Engine	Multi-Engine			Single Engine	Multi-Engine			Piston	Turbo	
		1-3 Place	4+ Place	2-Engine 1-6 Place	2-Engine 7+ Place	3+ Engine		2-Engine 1-12 Place	2-Engine 13+ Place	3+ Engine		2-Engine 1-12 Place	2-Engine 13+ Place	3+ Engine			
Minnesota—Cont.																	
Dodge	14	7	5	—	—	—	—	—	—	—	—	1	—	—	—	—	1
Douglas	52	21	27	1	—	—	—	—	—	—	—	—	—	—	1	1	1
Faribault	43	21	20	1	—	—	—	—	—	—	—	—	—	—	—	—	—
Fillmore	41	18	23	—	—	—	—	—	—	—	—	—	—	—	—	—	—
Freeborn	44	12	24	—	—	—	—	1	—	—	—	2	—	—	3	—	2
Goodhue	54	21	24	—	—	—	—	—	—	—	—	1	—	—	2	1	5
Grant	33	19	11	1	—	—	—	—	—	—	—	—	—	—	1	—	1
Hennepin	1367	447	632	95	—	1	1	33	5	—	2	29	9	3	25	5	49
Houston	18	6	11	—	—	—	—	—	—	—	—	—	—	—	—	—	1
Hubbard	31	12	17	2	—	—	—	—	—	—	—	—	—	—	—	—	—
Isanti	48	16	30	1	—	—	—	—	—	—	—	—	—	—	1	—	—
Itasca	97	42	53	1	—	—	—	—	—	—	—	1	—	—	—	—	—
Jackson	8	4	4	—	—	—	—	—	—	—	—	—	—	—	—	—	—
Kanabec	29	14	13	2	—	—	—	—	—	—	—	—	—	—	—	—	—
Kandiyohi	56	21	28	5	—	—	—	—	—	—	—	—	—	—	1	—	—
Kittson	23	14	8	1	—	—	—	—	—	—	—	—	—	—	—	—	—
Koochichin	60	41	18	1	—	—	—	—	—	—	—	—	—	—	—	—	—
Lac Qui Pa	12	5	4	1	—	—	—	—	—	—	—	—	—	—	1	—	1
Lake	30	13	13	3	—	—	—	—	—	—	—	—	—	—	—	—	—
Lake Of Th	14	6	8	—	—	—	—	—	—	—	—	—	—	—	—	—	—
Le Sueur	53	24	15	—	—	—	—	—	—	—	—	—	—	—	11	2	1
Lincoln	14	7	6	—	—	—	—	—	—	—	—	—	—	—	1	—	—
Lyon	47	21	13	3	—	—	—	3	—	—	—	—	—	—	2	—	1
Mahnomen	13	11	2	—	—	—	—	—	—	—	—	—	—	—	—	—	—
Marshall	45	35	9	—	—	—	—	—	—	—	—	—	—	—	1	—	—
Martin	23	9	12	1	—	—	—	—	—	—	—	—	—	—	1	—	—
Mcleod	53	29	22	2	—	—	—	—	—	—	—	—	—	—	—	—	—
Meeker	26	10	13	3	—	—	—	—	—	—	—	—	—	—	—	—	—
Mille Lacs	50	20	23	4	—	—	—	1	—	—	—	—	—	—	1	—	—
Morrison	43	20	22	—	—	—	—	—	—	—	—	—	—	—	1	—	—
Mower	38	11	16	3	—	—	—	—	1	—	—	3	—	—	2	—	1
Murray	8	1	6	—	—	—	—	—	—	—	—	—	—	—	—	1	—
Nicollet	20	5	9	—	—	—	—	—	—	—	—	—	—	—	3	3	—
Nobles	22	10	12	—	—	—	—	—	—	—	—	—	—	—	—	—	—
Norman	12	9	3	—	—	—	—	—	—	—	—	—	—	—	—	—	—
Olmsted	86	36	42	1	—	—	—	1	—	—	—	—	—	—	1	1	2
Otter Tail	89	49	34	1	—	—	—	—	—	—	—	—	—	—	—	—	2
Pennington	41	20	15	3	—	—	—	1	—	—	—	—	—	—	—	—	—
Pepestone	16	4	12	—	—	—	—	—	—	—	—	—	—	—	—	—	—
Pine	40	21	16	1	—	—	—	—	—	—	—	—	—	—	2	—	—
Polk	63	38	22	1	—	—	1	—	—	—	—	—	—	—	—	—	—
Pope	21	9	8	1	—	—	—	—	—	—	—	—	—	—	—	—	—
Ramsey	658	222	305	39	—	—	—	10	1	—	—	7	6	1	10	3	45
Red Lake	9	6	3	—	—	—	—	—	—	—	—	—	—	—	—	—	—
Redwood	41	31	8	1	—	—	—	—	—	—	—	—	—	—	—	—	—
Renville	41	25	11	—	—	—	—	—	—	—	—	—	—	—	5	—	—
Rice	83	35	33	8	—	—	—	—	—	—	—	—	—	—	1	—	3
Rock	14	7	7	—	—	—	—	—	—	—	—	—	—	—	—	—	—
Roseau	62	35	19	1	—	—	—	2	1	—	—	1	—	—	1	1	—
Scott	124	53	63	3	—	—	—	1	—	—	—	—	—	—	—	—	4
Sherburne	52	17	32	1	—	—	—	—	1	—	—	—	—	—	—	—	—
Sibley	7	1	5	—	—	—	—	—	—	—	—	—	—	—	—	—	1
St Louis	347	151	172	12	—	—	—	3	—	—	—	1	—	—	—	3	2
Stearns	95	48	38	1	—	—	—	—	—	—	—	—	—	—	5	—	2
Steele	46	18	12	1	—	—	1	—	—	—	—	—	—	—	12	1	—

U.S. REGISTERED GENERAL AVIATION AIRCRAFT BY TYPE AND BY REGION OF AIRCRAFT OWNER AS OF DECEMBER 31, 1993

Region	Total	Piston					Turboprop				Turbojet				Rotorcraft		Other
		Single-Engine		Multi-Engine			Single Engine	Multi-Engine			Single Engine	Multi-Engine			Piston	Turbo	
				2-Engine		3+ Engine		2-Engine		3+ Engine		2-Engine		3+ Engine			
		1-3 Place	4+ Place	1-6 Place	7+ Place			1-12 Place	13+ Place			1-12 Place	13+ Place				
Minnesota—Cont.																	
Stevens	15	4	8	1	—	—	—	—	—	—	—	—	—	—	—	—	2
Swift	30	13	11	2	—	—	—	—	—	—	—	—	—	—	4	—	—
Todd	30	14	15	1	—	—	—	—	—	—	—	—	—	—	—	—	—
Traverse	17	10	7	—	—	—	—	—	—	—	—	—	—	—	—	—	—
Wabasha	21	9	11	—	—	—	—	—	—	—	—	—	—	—	—	—	1
Wadena	16	7	8	1	—	—	—	—	—	—	—	—	—	—	—	—	—
Waseca	24	11	12	—	—	—	—	—	—	—	—	—	—	—	—	—	1
Washington	192	73	81	11	—	—	—	—	—	—	—	—	—	—	2	—	24
Watonwan	15	9	5	—	—	—	—	1	—	—	—	—	—	—	—	—	—
Wilkin	18	12	6	—	—	—	—	—	—	—	—	—	—	—	—	—	—
Winona	45	21	15	5	—	—	—	—	—	—	2	—	—	—	2	—	—
Wright	115	44	60	8	—	—	—	—	—	—	—	—	—	—	—	—	—
Yellow Med	29	17	8	2	—	—	—	1	—	—	—	—	—	—	1	—	—
Unknown	1	—	1	—	—	—	—	—	—	—	—	—	—	—	—	—	—
Unknown	1	—	1	—	—	—	—	—	—	—	—	—	—	—	—	—	—
Unknown	6	—	4	1	—	—	—	—	—	—	—	—	—	—	—	—	—
State Total	**6303**	**2570**	**2850**	**292**	**94**	**1**	**7**	**66**	**10**	**—**	**4**	**49**	**15**	**4**	**127**	**27**	**187**
Mississippi																	
Adams	40	15	9	5	—	—	—	—	—	—	—	—	—	—	1	—	8
Alcorn	26	2	12	9	—	—	—	—	—	—	—	—	—	—	—	—	1
Amite	4	1	3	—	—	—	—	—	—	—	—	—	—	—	—	—	—
Attala	9	5	2	1	—	—	—	—	—	—	—	—	—	—	—	—	—
Benton	2	—	1	—	—	—	—	—	—	—	—	—	—	—	—	—	—
Bolivar	125	95	21	3	—	—	4	2	—	—	—	—	—	—	—	—	—
Calhoun	17	7	6	—	—	—	1	—	—	—	—	—	—	—	3	—	—
Carroll	3	1	2	—	—	—	—	—	—	—	—	—	—	—	—	—	—
Chickasaw	25	11	9	2	—	—	—	1	—	—	—	—	—	—	—	—	1
Choctaw	5	3	2	—	—	—	—	—	—	—	—	—	—	—	—	—	—
Claiborne	3	—	3	—	—	—	—	—	—	—	—	—	—	—	—	—	—
Clarke	12	5	5	1	—	—	—	—	—	—	—	—	—	—	—	—	—
Clay	5	1	2	1	—	—	—	—	—	—	—	—	—	—	—	—	1
Coahoma	50	21	17	2	—	—	5	3	—	—	—	—	—	—	—	—	—
Copiah	9	4	5	—	—	—	—	—	—	—	—	—	—	—	—	—	—
Covington	6	1	4	1	—	—	—	—	—	—	—	—	—	—	—	—	—
Desoto	119	50	46	10	—	—	—	4	—	—	—	—	—	—	3	—	3
Forrest	68	19	24	3	—	—	1	3	—	—	4	2	—	—	1	2	6
Franklin	3	1	—	—	—	—	—	—	—	—	—	—	—	—	—	—	2
George	2	2	—	—	—	—	—	—	—	—	—	—	—	—	—	—	—
Greene	1	—	1	—	—	—	—	—	—	—	—	—	—	—	—	—	—
Grenada	29	11	16	—	—	—	—	1	—	—	—	—	—	—	—	—	—
Hancock	32	11	10	—	—	—	—	—	—	—	—	—	—	—	2	—	4
Harrison	125	51	52	5	—	—	—	1	—	—	—	1	—	—	7	1	2
Hinds	264	69	113	32	—	1	—	12	1	—	—	6	1	—	4	5	5
Holmes	24	17	6	—	—	—	—	—	—	—	—	—	—	—	—	—	1
Humphreys	42	33	6	1	—	—	2	—	—	—	—	—	—	—	—	—	—
Issaquena	7	6	1	—	—	—	—	—	—	—	—	—	—	—	—	—	—
Itawamba	4	—	2	1	—	—	—	1	—	—	—	—	—	—	—	—	—
Jackson	66	22	29	6	—	—	—	2	—	—	—	2	—	—	1	—	2
Jasper	6	2	1	1	—	—	—	1	—	—	—	1	—	—	—	—	—
Jefferson	2	1	1	—	—	—	—	—	—	—	—	—	—	—	—	—	—
Jefferson	3	2	1	—	—	—	—	—	—	—	—	—	—	—	—	—	—
Jones	56	20	14	9	—	—	—	3	—	—	—	2	—	—	2	—	1
Kemper	1	1	—	—	—	—	—	—	—	—	—	—	—	—	—	—	—
Lafayette	25	8	13	1	—	—	—	1	—	—	—	—	—	—	—	—	1
Lamar	5	3	1	—	—	—	—	—	—	—	—	—	—	—	—	—	1

U.S. REGISTERED GENERAL AVIATION AIRCRAFT BY TYPE AND BY REGION OF AIRCRAFT OWNER AS OF DECEMBER 31, 1993

Region	Total	Piston					Turboprop				Turbojet				Rotorcraft		Other
		Single-Engine		Multi-Engine			Single Engine	Multi-Engine			Single Engine	Multi-Engine					
				2-Engine		3+ Engine		2-Engine		3+ Engine		2-Engine		3+ Engine	Piston	Turbo	
		1-3 Place	4+ Place	1-6 Place	7+ Place			1-12 Place	13+ Place			1-12 Place	13+ Place				
Mississippi—Cont.																	
Lauderdale	79	15	37	8	—	—	—	5	—	—	—	1	1	—	2	—	7
Lawrence	9	4	2	2	—	—	—	—	—	—	—	—	—	—	—	—	1
Leake	4	2	1	1	—	—	—	—	—	—	—	—	—	—	—	—	—
Lee	54	12	30	2	—	—	1	1	—	—	—	—	—	—	1	—	—
Leflore	113	51	25	13	—	—	8	1	—	—	—	—	—	—	3	1	8
Lincoln	12	1	8	1	—	—	—	—	—	—	—	—	—	—	—	—	2
Lowndes	51	21	17	6	—	—	—	2	—	—	—	—	—	—	1	—	3
Madison	56	22	29	2	—	—	—	—	—	—	—	—	—	—	—	—	2
Marion	21	5	13	1	—	—	—	—	—	—	—	—	—	—	1	—	—
Marshall	22	11	7	4	—	—	—	—	—	—	—	—	—	—	—	—	—
Monroe	27	14	10	—	—	—	—	—	—	—	—	3	—	—	—	—	—
Montgomery	10	5	5	—	—	—	—	—	—	—	—	—	—	—	—	—	—
Neshoba	12	2	5	4	—	—	—	—	—	—	—	—	—	—	—	—	—
Newton	12	3	8	—	—	—	—	—	—	—	—	—	—	—	1	—	—
Noxubee	9	5	2	2	—	—	—	—	—	—	—	—	—	—	—	—	—
Oktibbeha	45	23	11	3	—	—	1	3	—	—	—	—	—	—	—	—	4
Panola	25	12	7	2	—	—	2	1	—	—	—	—	—	—	1	—	—
Pearl Rive	40	19	20	—	—	—	—	—	—	—	—	—	—	—	—	—	—
Perry	3	—	2	—	—	—	—	1	—	—	—	—	—	—	—	—	—
Pike	21	7	9	1	—	—	—	1	—	—	—	1	—	—	1	—	—
Pontotoc	20	16	4	—	—	—	—	—	—	—	—	—	—	—	—	—	—
Prentiss	14	2	8	1	—	—	—	2	—	—	—	—	—	—	1	—	—
Quitman	10	6	3	—	—	—	1	—	—	—	—	—	—	—	—	—	—
Rankin	53	18	29	4	—	—	—	—	—	—	—	—	—	—	—	—	1
Scott	19	6	5	3	—	—	—	1	—	—	—	2	—	—	—	—	2
Sharkey	21	15	2	1	—	—	3	—	—	—	—	—	—	—	—	—	—
Simpson	2	—	—	—	—	—	—	—	—	—	—	—	—	—	1	1	—
Smith	3	1	—	2	—	—	—	—	—	—	—	—	—	—	—	—	—
Stone	10	7	1	1	—	—	—	—	—	—	—	—	—	—	1	—	—
Sunflower	48	27	12	1	—	—	2	—	—	—	—	1	—	—	—	—	4
Tallahatch	32	22	4	—	—	—	2	—	—	—	—	—	—	—	3	—	1
Tate	11	6	5	—	—	—	—	—	—	—	—	—	—	—	—	—	—
Tippah	9	5	2	2	—	—	—	—	—	—	—	—	—	—	—	—	—
Tishomingo	10	4	2	2	—	—	—	—	—	—	—	—	—	—	2	—	—
Tunica	7	5	1	—	—	—	1	—	—	—	—	—	—	—	—	—	—
Union	21	10	4	2	—	—	—	2	—	—	—	—	—	—	—	—	—
Walthall	14	9	3	2	—	—	—	—	—	—	—	—	—	—	—	—	—
Warren	29	10	14	2	—	—	—	—	1	—	—	—	—	—	—	—	—
Washington	102	66	21	3	—	—	7	1	—	—	—	1	—	—	1	1	—
Wayne	4	1	3	—	—	—	—	—	—	—	—	—	—	—	—	—	—
Webster	3	—	2	—	—	—	—	—	—	—	—	—	—	—	—	—	—
Wilkinson	5	—	2	1	—	—	—	1	—	—	—	—	—	—	1	—	—
Winston	9	5	4	—	—	—	—	—	—	—	—	—	—	—	—	—	—
Yalobusha	2	—	—	2	—	—	—	—	—	—	—	—	—	—	—	—	—
Yazoo	35	25	5	—	—	—	4	—	—	—	—	1	—	—	—	—	—
State Total	**2343**	**1001**	**824**	**175**	**78**	**1**	**45**	**57**	**2**	**—**	**4**	**24**	**2**	**—**	**45**	**11**	**74**
Missouri																	
Adair	43	6	27	3	—	—	—	—	—	—	—	—	—	—	2	—	—
Andrew	10	4	4	—	—	—	—	—	—	—	—	—	—	—	—	—	2
Atchison	13	10	3	—	—	—	—	—	—	—	—	—	—	—	—	—	—
Audrain	33	19	11	2	—	—	—	—	—	—	—	—	—	—	—	—	1
Barry	56	23	27	2	—	—	—	2	1	—	—	—	—	—	—	—	—
Barton	10	4	6	—	—	—	—	—	—	—	—	—	—	—	—	—	—
Bates	27	10	16	1	—	—	—	—	—	—	—	—	—	—	—	—	—
Benton	16	8	8	—	—	—	—	—	—	—	—	—	—	—	—	—	—

U.S. REGISTERED GENERAL AVIATION AIRCRAFT BY TYPE AND BY REGION OF AIRCRAFT OWNER AS OF DECEMBER 31, 1993

Region	Total	Piston					Turboprop				Turbojet				Rotorcraft		Other
		Single-Engine		Multi-Engine			Single Engine	Multi-Engine			Single Engine	Multi-Engine			Piston	Turbo	
				2-Engine				2-Engine				2-Engine					
		1-3 Place	4+ Place	1-6 Place	7+ Place	3+ Engine		1-12 Place	13+ Place	3+ Engine		1-12 Place	13+ Place	3+ Engine			
Missouri—Cont.																	
Bollinger	8	5	3	—	—	—	—	—	—	—	—	—	—	—	—	—	—
Boone	118	40	52	6	—	—	—	4	1	—	—	—	—	—	2	—	11
Buchanan	93	49	34	2	—	—	—	3	—	—	—	1	—	—	—	—	1
Butler	29	11	14	2	—	—	1	—	—	—	—	—	—	—	—	—	—
Caldwell	16	5	11	—	—	—	—	—	—	—	—	—	—	—	—	—	—
Callaway	40	19	16	3	—	—	—	—	—	—	—	—	—	—	1	—	1
Camden	39	4	31	4	—	—	—	—	—	—	—	—	—	—	—	—	—
Cape Girar	60	19	23	5	—	—	—	4	1	—	—	—	—	—	1	—	1
Carroll	10	4	6	—	—	—	—	—	—	—	—	—	—	—	—	—	—
Carter	37	26	11	—	—	—	—	—	—	—	—	—	—	—	—	—	—
Cass	86	32	47	3	—	—	—	—	—	—	—	—	—	—	2	—	2
Cedar	20	10	10	—	—	—	—	—	—	—	—	—	—	—	—	—	—
Chariton	3	2	1	—	—	—	—	—	—	—	—	—	—	—	—	—	—
Christian	35	19	12	—	—	—	—	—	—	—	—	—	—	—	—	—	3
Clark	6	2	4	—	—	—	—	—	—	—	—	—	—	—	—	—	—
Clay	101	35	54	2	—	—	—	—	—	—	—	—	—	—	5	—	3
Clinton	33	19	10	3	—	—	—	—	—	—	—	—	—	—	1	—	—
Cole	77	18	35	6	—	—	—	2	—	—	—	2	—	—	1	2	4
Cooper	16	6	8	2	—	—	—	—	—	—	—	—	—	—	—	—	—
Crawford	12	1	11	—	—	—	—	—	—	—	—	—	—	—	—	—	—
Dade	6	4	2	—	—	—	—	—	—	—	—	—	—	—	—	—	—
Dallas	21	11	9	—	—	—	—	—	—	—	—	—	—	—	—	—	—
Daviess	9	2	7	—	—	—	—	—	—	—	—	—	—	—	—	—	—
De Kalb	9	1	7	1	—	—	—	—	—	—	—	—	—	—	—	—	—
Dent	15	8	5	2	—	—	—	—	—	—	—	—	—	—	—	—	—
Douglas	2	2	—	—	—	—	—	—	—	—	—	—	—	—	—	—	—
Dunklin	60	30	20	6	—	—	—	—	—	—	—	—	—	—	1	—	—
Franklin	89	30	42	8	—	—	—	—	—	—	—	—	—	—	4	—	4
Gasconade	14	3	9	1	—	—	—	—	—	—	—	—	—	—	1	—	—
Gentry	8	3	4	1	—	—	—	—	—	—	—	—	—	—	—	—	—
Greene	230	71	101	13	—	—	—	8	2	—	2	1	—	—	12	4	8
Grundy	9	5	4	—	—	—	—	—	—	—	—	—	—	—	—	—	—
Harrison	5	1	4	—	—	—	—	—	—	—	—	—	—	—	—	—	—
Henry	51	14	21	7	—	—	—	—	—	—	—	—	—	—	—	—	1
Hickory	8	4	4	—	—	—	—	—	—	—	—	—	—	—	—	—	—
Holt	16	10	6	—	—	—	—	—	—	—	—	—	—	—	—	—	—
Howard	5	3	2	—	—	—	—	—	—	—	—	—	—	—	—	—	—
Howell	68	26	32	3	—	—	—	1	—	—	—	—	—	—	—	4	1
Iron	7	2	4	1	—	—	—	—	—	—	—	—	—	—	—	—	—
Jackson	829	284	386	56	—	1	—	5	3	—	—	17	6	2	14	1	31
Jasper	154	94	44	9	—	—	—	1	—	—	—	2	—	—	—	—	—
Jefferson	104	39	29	6	—	—	—	1	—	—	—	—	—	—	2	—	25
Johnson	104	50	34	5	—	—	—	1	—	—	1	1	—	—	2	2	7
Knox	5	2	2	—	—	—	—	—	—	—	—	—	—	—	—	—	1
Laclede	34	8	16	—	—	—	—	7	—	—	—	1	—	—	—	—	—
Lafayette	40	14	9	—	—	—	1	8	3	—	—	3	—	—	—	—	—
Lawrence	12	7	4	—	—	—	—	—	—	—	—	—	—	—	—	—	—
Lewis	14	3	4	1	—	—	—	3	1	—	—	1	—	—	—	—	—
Lincoln	13	6	6	1	—	—	—	—	—	—	—	—	—	—	—	—	—
Linn	17	8	7	—	—	—	—	1	—	—	—	—	—	—	—	—	—
Livingston	24	9	12	1	—	—	—	1	—	—	—	—	—	—	—	—	1
Macon	18	8	10	—	—	—	—	—	—	—	—	—	—	—	—	—	—
Madison	9	4	5	—	—	—	—	—	—	—	—	—	—	—	—	—	—
Maries	29	6	10	4	—	—	—	—	—	—	—	—	—	—	—	—	—
Marion	17	8	7	1	—	—	—	—	—	—	—	—	—	—	—	—	—

U.S. REGISTERED GENERAL AVIATION AIRCRAFT BY TYPE AND BY REGION OF AIRCRAFT OWNER AS OF DECEMBER 31, 1993

Region	Total	Piston					Turboprop				Turbojet				Rotorcraft		Other
		Single-Engine		Multi-Engine			Single Engine	Multi-Engine			Single Engine	Multi-Engine			Piston	Turbo	
				2-Engine		3+ Engine		2-Engine		3+ Engine		2-Engine		3+ Engine			
		1-3 Place	4+ Place	1-6 Place	7+ Place			1-12 Place	13+ Place			1-12 Place	13+ Place				
Missouri—Cont.																	
Mcdonald	21	8	12	—	—	—	—	—	—	—	—	—	—	—	—	—	1
Mercer	4	—	3	—	—	—	—	1	—	—	—	—	—	—	—	—	—
Miller	22	6	16	—	—	—	—	—	—	—	—	—	—	—	—	—	—
Mississipp	22	12	7	—	—	—	—	—	—	—	—	—	—	—	3	—	—
Moniteau	12	8	2	—	—	—	—	—	—	—	—	—	—	—	1	—	—
Monroe	16	7	6	1	—	—	—	—	—	—	—	1	—	—	—	—	1
Montgomery	16	10	6	—	—	—	—	—	—	—	—	—	—	—	—	—	—
Morgan	30	10	17	1	—	—	—	1	—	—	—	—	—	—	—	—	1
New Madrid	30	14	8	1	—	—	1	1	1	—	—	2	1	—	—	1	—
Newton	30	18	8	2	—	—	—	—	—	—	—	—	—	—	—	—	2
Nodaway	39	22	15	1	—	—	—	—	—	—	—	—	—	—	—	—	—
Oregon	13	5	7	—	—	—	—	—	—	—	—	—	—	—	—	—	—
Osage	12	4	5	1	—	—	—	1	—	—	—	—	—	—	—	—	—
Ozark	14	5	7	1	—	—	—	—	—	—	—	—	—	—	—	—	1
Pemiscot	74	50	11	3	—	—	10	—	—	—	—	—	—	—	—	—	—
Perry	12	7	4	—	—	—	—	—	—	—	—	—	—	—	—	—	—
Pettis	23	12	10	1	—	—	—	—	—	—	—	—	—	—	—	—	—
Phelps	48	17	24	2	—	—	—	—	—	—	—	1	—	—	1	2	1
Pike	17	6	9	1	—	—	—	—	—	—	—	—	—	—	—	—	1
Platte	23	11	9	2	—	—	—	—	—	—	—	—	—	—	—	—	1
Polk	24	12	10	1	—	—	—	—	—	—	—	1	—	—	—	—	—
Pulaski	24	11	10	2	—	—	—	—	—	—	—	—	—	—	1	—	—
Putnam	6	3	3	—	—	—	—	—	—	—	—	—	—	—	—	—	—
Ralls	5	2	3	—	—	—	—	—	—	—	—	—	—	—	—	—	—
Randolph	22	8	11	—	—	—	—	1	—	—	—	—	—	—	1	—	1
Ray	29	8	18	2	—	—	—	—	—	—	—	—	—	—	1	—	—
Reynolds	1	—	1	—	—	—	—	—	—	—	—	—	—	—	—	—	—
Ripley	8	2	5	1	—	—	—	—	—	—	—	—	—	—	—	—	—
Saline	35	13	18	2	—	—	—	—	—	—	—	—	—	—	1	—	1
Schuyler	8	5	2	—	—	—	—	—	—	—	—	—	—	—	—	—	—
Scotland	12	6	6	—	—	—	—	—	—	—	—	—	—	—	—	—	—
Scott	52	24	22	4	—	—	—	—	—	—	—	—	—	—	—	—	—
Shannon	2	—	2	—	—	—	—	—	—	—	—	—	—	—	—	—	—
Shelby	8	6	2	—	—	—	—	—	—	—	—	—	—	—	—	—	—
St Charles	212	100	92	4	—	—	—	—	—	—	—	1	—	—	3	1	9
St Clair	17	9	8	—	—	—	—	—	—	—	—	—	—	—	—	—	—
St Francoi	76	47	25	2	—	—	—	—	—	—	—	—	—	—	—	—	—
St Louis	424	109	168	25	—	3	2	12	2	—	1	33	3	—	10	8	33
St. Louis	604	160	231	37	—	—	1	7	4	—	—	25	9	4	11	39	65
Ste Genevi	16	5	7	—	—	—	—	—	—	—	—	—	—	—	2	—	1
Stoddard	45	21	18	3	—	—	1	—	—	—	—	—	—	—	—	—	2
Stone	29	11	14	—	—	—	—	—	—	—	—	—	—	—	2	—	1
Sullivan	6	4	2	—	—	—	—	—	—	—	—	—	—	—	—	—	—
Taney	70	25	32	6	—	—	—	1	—	—	1	1	—	—	2	—	1
Texas	38	15	21	2	—	—	—	—	—	—	—	—	—	—	—	—	—
Vernon	20	8	9	1	—	—	—	—	—	—	—	—	—	—	—	—	1
Warren	13	8	5	—	—	—	—	—	—	—	—	—	—	—	—	—	—
Washington	8	5	1	—	—	—	—	—	—	—	—	—	—	—	2	—	—
Wayne	13	4	9	—	—	—	—	—	—	—	—	—	—	—	—	—	—
Webster	45	15	24	—	—	—	—	1	—	—	—	—	—	—	2	2	—
Worth	5	3	2	—	—	—	—	—	—	—	—	—	—	—	—	—	—
Wright	29	19	9	—	—	—	—	—	—	—	—	—	—	—	1	—	—
State Total	**5486**	**2090**	**2339**	**282**	**140**	**4**	**17**	**78**	**19**	**—**	**5**	**94**	**19**	**6**	**95**	**66**	**232**
Montana																	
Beaverhead	39	16	21	1	—	—	—	—	—	—	—	1	—	—	—	—	—

U.S. REGISTERED GENERAL AVIATION AIRCRAFT BY TYPE AND BY REGION OF AIRCRAFT OWNER AS OF DECEMBER 31, 1993

Region	Total	Piston					Turboprop				Turbojet				Rotorcraft		Other
		Single-Engine		Multi-Engine			Single Engine	Multi-Engine			Single Engine	Multi-Engine			Piston	Turbo	
				2-Engine		3+ Engine		2-Engine		3+ Engine		2-Engine		3+ Engine			
		1-3 Place	4+ Place	1-6 Place	7+ Place			1-12 Place	13+ Place			1-12 Place	13+ Place				
Montana—Cont.																	
Big Horn	36	21	13	2	—	—	—	—	—	—	—	—	—	—	—	—	—
Blaine	46	22	24	—	—	—	—	—	—	—	—	—	—	—	—	—	—
Broadwater	7	3	4	—	—	—	—	—	—	—	—	—	—	—	—	—	—
Carbon	31	9	16	2	—	—	—	2	—	—	—	—	—	—	1	—	1
Carter	35	27	7	1	—	—	—	—	—	—	—	—	—	—	—	—	—
Cascade	116	38	53	13	—	—	—	1	—	—	—	1	—	—	5	2	1
Chouteau	71	39	29	2	—	—	—	—	—	—	—	—	—	—	—	—	—
Custer	44	26	16	1	—	—	—	—	—	—	—	—	—	—	—	—	—
Daniels	16	10	3	2	—	—	—	—	—	—	—	—	—	—	—	—	—
Dawson	39	16	17	1	—	1	—	1	—	—	—	—	—	—	—	—	—
Deer Lodge	6	2	2	2	—	—	—	—	—	—	—	—	—	—	—	—	—
Fallon	33	15	16	1	—	—	—	—	—	—	—	1	—	—	—	—	—
Fergus	73	37	30	1	—	—	—	—	—	—	—	—	—	—	2	3	—
Flathead	216	66	111	20	—	—	—	5	1	—	—	1	1	—	4	3	2
Gallatin	178	61	81	4	—	—	—	3	1	—	—	1	—	—	3	3	17
Garfield	12	7	4	—	—	—	—	—	—	—	—	—	—	—	1	—	—
Glacier	38	10	22	3	—	—	—	—	—	—	—	—	—	—	2	1	—
Golden Val	2	1	—	—	—	—	—	—	—	—	—	—	—	—	1	—	—
Granite	4	2	2	—	—	—	—	—	—	—	—	—	—	—	—	—	—
Hill	59	18	37	2	—	—	—	—	—	—	—	1	—	—	—	—	—
Jefferson	20	10	9	—	—	—	—	—	—	—	—	—	—	—	—	—	1
Judith Bas	14	8	5	1	—	—	—	—	—	—	—	—	—	—	—	—	—
Lake	51	16	34	—	—	—	—	—	—	—	—	—	—	—	—	1	—
Lewis And	168	55	70	11	—	1	—	4	—	—	2	3	—	—	8	10	—
Liberty	17	8	9	—	—	—	—	—	—	—	—	—	—	—	—	—	—
Lincoln	46	20	16	4	—	—	—	—	—	—	1	—	—	—	1	1	3
Madison	36	11	20	1	—	—	—	—	—	—	—	2	—	—	1	—	—
Mccone	17	11	5	—	—	—	—	—	—	—	—	—	—	—	—	—	1
Meagher	10	4	6	—	—	—	—	—	—	—	—	—	—	—	—	—	—
Mineral	9	3	4	1	—	—	—	—	—	—	—	—	—	—	1	—	—
Missoula	165	51	79	7	—	—	—	4	3	—	—	3	3	—	3	5	4
Musselshel	17	10	6	—	—	—	—	—	—	—	—	—	—	—	1	—	—
Park	39	11	17	4	—	—	—	1	—	—	—	—	—	—	—	—	3
Petroleum	3	3	—	—	—	—	—	—	—	—	—	—	—	—	—	—	—
Phillips	27	16	10	—	—	—	—	—	—	—	—	—	—	—	1	—	—
Pondera	32	21	9	1	—	—	—	—	—	—	—	—	—	—	—	1	—
Powder Riv	34	22	11	—	—	—	—	1	—	—	—	—	—	—	—	—	—
Powell	15	5	6	—	—	—	—	—	—	—	—	—	—	—	1	2	1
Prairie	3	3	—	—	—	—	—	—	—	—	—	—	—	—	—	—	—
Ravalli	148	44	75	4	—	—	—	1	—	—	1	1	—	—	4	17	—
Richland	42	21	16	4	—	—	—	—	—	—	—	—	—	—	—	—	—
Roosevelt	65	36	25	3	—	—	—	—	—	—	—	—	—	—	1	—	—
Rosebud	73	35	34	—	—	—	—	—	—	—	—	—	—	—	—	—	3
Sanders	36	18	18	—	—	—	—	—	—	—	—	—	—	—	—	—	—
Sheridan	43	21	13	—	—	—	—	—	—	—	—	—	—	—	3	—	6
Silver Bow	40	14	22	1	—	—	—	—	—	—	—	—	—	—	—	—	—
Stillwater	22	15	7	—	—	—	—	—	—	—	—	—	—	—	—	—	—
Sweet Gras	15	8	6	1	—	—	—	—	—	—	—	—	—	—	—	—	—
Teton	30	13	13	1	—	—	—	—	—	—	—	—	—	—	3	—	—
Toole	33	14	16	1	—	—	—	1	—	—	—	—	—	—	—	—	—
Treasure	8	2	6	—	—	—	—	—	—	—	—	—	—	—	—	—	—
Valley	80	42	31	3	—	—	—	—	—	—	—	1	—	—	2	—	—
Wheatland	9	3	5	1	—	—	—	—	—	—	—	—	—	—	—	—	—
Wibaux	3	2	1	—	—	—	—	—	—	—	—	—	—	—	—	—	—
Yellowston	356	85	156	24	—	1	—	14	7	—	—	2	—	—	7	6	11
State Total	**2827**	**1107**	**1268**	**131**	**77**	**3**	**—**	**38**	**12**	**—**	**4**	**18**	**4**	**—**	**56**	**55**	**54**

U.S. REGISTERED GENERAL AVIATION AIRCRAFT BY TYPE AND BY REGION OF AIRCRAFT OWNER AS OF DECEMBER 31, 1993

Region	Total	Piston					Turboprop				Turbojet				Rotorcraft		Other
		Single-Engine		Multi-Engine			Single Engine	Multi-Engine			Single Engine	Multi-Engine			Piston	Turbo	
				2-Engine		3+ Engine		2-Engine		3+ Engine		2-Engine		3+ Engine			
		1-3 Place	4+ Place	1-6 Place	7+ Place			1-12 Place	13+ Place			1-12 Place	13+ Place				
Nebraska																	
Adams	60	21	24	7	—	—	2	1	—	—	—	—	—	—	2	—	2
Antelope	31	21	7	2	—	—	—	—	—	—	—	—	—	—	1	—	—
Arthur	6	3	2	—	—	—	—	—	—	—	—	—	—	—	1	—	—
Blaine	3	—	3	—	—	—	—	—	—	—	—	—	—	—	—	—	—
Boone	9	6	3	—	—	—	—	—	—	—	—	—	—	—	—	—	—
Box Butte	37	10	24	2	—	—	—	—	—	—	—	—	—	—	—	—	—
Boyd	11	5	6	—	—	—	—	—	—	—	—	—	—	—	—	—	—
Brown	8	5	3	—	—	—	—	—	—	—	—	—	—	—	—	—	—
Buffalo	59	28	23	—	—	—	1	1	—	—	—	1	—	—	—	1	1
Burt	14	5	8	1	—	—	—	—	—	—	—	—	—	—	—	—	—
Butler	13	10	3	—	—	—	—	—	—	—	—	—	—	—	—	—	—
Cass	28	15	8	2	—	—	—	—	—	—	—	1	—	—	1	—	1
Cedar	19	8	9	1	—	—	—	—	—	—	—	—	—	—	—	—	1
Chase	18	11	6	1	—	—	—	—	—	—	—	—	—	—	—	—	—
Cherry	31	19	10	2	—	—	—	—	—	—	—	—	—	—	—	—	—
Cheyenne	28	11	11	4	—	—	—	—	—	—	—	—	—	—	2	—	—
Clay	15	12	2	—	—	—	—	—	—	—	—	—	—	—	1	—	—
Colfax	3	1	2	—	—	—	—	—	—	—	—	—	—	—	—	—	—
Cuming	14	7	6	—	—	—	1	—	—	—	—	—	—	—	—	—	—
Custer	36	13	13	—	—	—	—	—	—	—	—	—	—	—	1	—	7
Dakota	27	13	9	3	—	—	—	2	—	—	—	—	—	—	—	—	—
Dawes	16	7	9	—	—	—	—	—	—	—	—	—	—	—	—	—	—
Dawson	52	26	19	3	—	—	—	—	—	—	—	—	—	—	—	—	1
Deuel	7	4	2	—	—	—	—	—	—	—	—	—	—	—	—	—	—
Dixon	6	2	4	—	—	—	—	—	—	—	—	—	—	—	—	—	—
Dodge	42	14	23	—	—	—	—	2	1	—	—	—	—	—	—	—	2
Douglas	392	133	156	20	—	—	1	10	2	—	—	13	8	1	7	—	20
Dundy	14	6	8	—	—	—	—	—	—	—	—	—	—	—	—	—	—
Fillmore	18	7	8	3	—	—	—	—	—	—	—	—	—	—	—	—	—
Franklin	13	9	2	—	—	—	—	—	—	—	—	—	—	—	—	—	1
Frontier	17	10	6	—	—	—	—	—	—	—	—	—	—	—	—	—	1
Furnas	25	14	9	1	—	—	—	—	—	—	—	—	—	—	—	—	—
Gage	44	24	14	1	—	—	—	1	—	—	—	—	—	—	2	—	1
Garden	4	2	2	—	—	—	—	—	—	—	—	—	—	—	—	—	—
Garfield	6	5	1	—	—	—	—	—	—	—	—	—	—	—	—	—	—
Gosper	5	3	1	1	—	—	—	—	—	—	—	—	—	—	—	—	—
Grant	17	10	7	—	—	—	—	—	—	—	—	—	—	—	—	—	—
Greeley	29	23	6	—	—	—	—	—	—	—	—	—	—	—	—	—	—
Hall	46	17	17	3	—	—	—	1	1	—	—	—	—	—	1	1	1
Hamilton	14	9	4	—	—	—	—	—	—	—	—	—	—	—	—	—	—
Harlan	6	4	1	—	—	—	—	—	—	—	—	—	—	—	1	—	—
Hayes	1	—	1	—	—	—	—	—	—	—	—	—	—	—	—	—	—
Hitchcock	8	4	4	—	—	—	—	—	—	—	—	—	—	—	—	—	—
Holt	48	21	24	2	—	—	—	—	—	—	—	—	—	—	—	—	—
Hooker	4	2	2	—	—	—	—	—	—	—	—	—	—	—	—	—	—
Howard	9	7	2	—	—	—	—	—	—	—	—	—	—	—	—	—	—
Jefferson	14	8	3	1	—	—	—	—	—	—	—	—	—	—	2	—	—
Johnson	2	—	2	—	—	—	—	—	—	—	—	—	—	—	—	—	—
Kearney	23	15	7	—	—	—	—	—	—	—	—	—	—	—	—	—	—
Keith	14	9	5	—	—	—	—	—	—	—	—	—	—	—	—	—	—
Keya Paha	1	1	—	—	—	—	—	—	—	—	—	—	—	—	—	—	—
Kimball	11	7	3	—	—	—	—	1	—	—	—	—	—	—	—	—	—
Knox	8	4	4	—	—	—	—	—	—	—	—	—	—	—	—	—	—
Lancaster	216	61	100	15	—	—	—	12	—	—	—	8	1	1	3	1	7
Lincoln	69	30	37	1	—	—	—	—	—	—	—	—	—	—	—	—	—
Logan	5	3	1	1	—	—	—	—	—	—	—	—	—	—	—	—	—

U.S. REGISTERED GENERAL AVIATION AIRCRAFT BY TYPE AND BY REGION OF AIRCRAFT OWNER AS OF DECEMBER 31, 1993

Region	Total	Piston					Turboprop				Turbojet				Rotorcraft		Other
		Single-Engine		Multi-Engine			Single Engine	Multi-Engine			Single Engine	Multi-Engine			Piston	Turbo	
				2-Engine		3+ Engine		2-Engine		3+ Engine		2-Engine		3+ Engine			
		1-3 Place	4+ Place	1-6 Place	7+ Place			1-12 Place	13+ Place			1-12 Place	13+ Place				
Nebraska—Cont.																	
Madison	51	28	16	3	—	—	—	1	—	—	—	—	—	—	3	—	—
Mcpherson	2	1	1	—	—	—	—	—	—	—	—	—	—	—	—	—	—
Merrick	9	5	3	1	—	—	—	—	—	—	—	—	—	—	—	—	—
Morrill	13	7	5	—	—	—	—	—	—	—	—	—	—	—	1	—	—
Nance	11	4	5	1	—	—	—	—	—	—	—	—	—	—	1	—	—
Nemaha	7	3	4	—	—	—	—	—	—	—	—	—	—	—	—	—	—
Nuckolls	11	7	3	—	—	—	1	—	—	—	—	—	—	—	—	—	—
Otoe	18	4	11	3	—	—	—	—	—	—	—	—	—	—	—	—	—
Pawnee	7	4	3	—	—	—	—	—	—	—	—	—	—	—	—	—	—
Perkins	27	11	12	1	—	—	1	1	—	—	—	—	—	—	—	—	—
Phelps	34	20	13	—	—	—	—	—	—	—	—	—	—	—	—	—	—
Pierce	7	5	2	—	—	—	—	—	—	—	—	—	—	—	—	—	—
Platte	58	17	30	3	—	—	—	2	—	—	—	—	—	—	1	—	—
Polk	9	6	3	—	—	—	—	—	—	—	—	—	—	—	—	—	—
Redwillow	55	25	22	1	—	—	—	—	—	—	—	—	—	—	—	—	5
Richardson	17	5	8	—	—	1	—	—	—	—	—	—	—	—	—	—	2
Rock	8	6	2	—	—	—	—	—	—	—	—	—	—	—	—	—	—
Saline	17	9	6	—	—	—	—	—	—	—	—	—	—	—	—	—	—
Sarpy	64	22	28	4	—	—	—	1	—	—	—	—	—	—	2	—	4
Saunders	31	6	7	—	—	—	—	—	—	—	—	—	—	—	15	1	2
Scotts Blu	43	13	18	3	—	—	—	—	—	—	—	—	1	—	—	—	7
Seward	22	8	11	1	—	—	1	1	—	—	—	—	—	—	—	—	—
Sheridan	29	17	11	—	—	—	—	—	—	—	—	—	—	—	—	1	—
Sherman	6	2	3	—	—	—	—	—	—	—	—	—	—	—	—	—	—
Sioux	3	3	—	—	—	—	—	—	—	—	—	—	—	—	—	—	—
Thayer	15	8	5	1	—	—	—	—	—	—	—	—	—	—	—	—	1
Thomas	6	4	1	—	—	—	—	—	—	—	—	—	—	—	1	—	—
Thurston	8	2	6	—	—	—	—	—	—	—	—	—	—	—	—	—	—
Valley	11	7	3	—	—	—	—	—	—	—	—	—	—	—	1	—	—
Washington	22	5	12	1	—	—	—	—	—	—	—	1	—	—	—	—	3
Wayne	8	3	4	1	—	—	—	—	—	—	—	—	—	—	—	—	—
Webster	5	2	2	1	—	—	—	—	—	—	—	—	—	—	—	—	—
Wheeler	2	1	1	—	—	—	—	—	—	—	—	—	—	—	—	—	—
York	38	19	19	—	—	—	—	—	—	—	—	—	—	—	—	—	—
State Total	**2350**	**1014**	**956**	**102**	**67**	**1**	**8**	**37**	**4**	**—**		**24**	**10**	**2**	**50**	**5**	**70**
Nevada																	
Carson Cit	223	49	99	30	—	—	1	5	—	—	—	5	1	—	6	2	11
Churchill	75	20	43	4	—	—	—	—	—	—	—	—	—	—	3	—	5
Clark	1307	277	569	86	—	2	—	32	17	3	2	56	10	7	50	45	53
Douglas	242	50	106	17	—	—	—	6	—	—	—	4	2	—	7	3	44
Elko	99	20	65	7	—	—	—	1	—	—	—	—	—	—	—	5	—
Esmeralda	8	2	6	—	—	—	—	—	—	—	—	—	—	—	—	—	—
Eureka	5	1	3	1	—	—	—	—	—	—	—	—	—	—	—	—	—
Humboldt	50	20	26	2	—	—	—	—	—	—	—	—	—	—	—	—	1
Lander	23	8	14	1	—	—	—	—	—	—	—	—	—	—	—	—	—
Lincoln	5	1	4	—	—	—	—	—	—	—	—	—	—	—	—	—	—
Lyon	109	46	49	6	—	—	—	—	—	—	—	—	—	—	—	—	7
Mineral	12	5	7	—	—	—	—	—	—	—	—	—	—	—	—	—	—
Nye	73	28	38	4	—	—	—	—	—	—	—	—	—	—	1	—	2
Ormsby	50	16	20	10	—	—	—	1	—	—	—	1	—	—	—	1	—
Pershing	13	7	5	1	—	—	—	—	—	—	—	—	—	—	—	—	—
Washoe	869	188	379	72	—	5	5	21	10	—	7	17	6	1	14	31	73
White Pine	16	7	8	1	—	—	—	—	—	—	—	—	—	—	—	—	—
Unknown	1	—	—	1	—	—	—	—	—	—	—	—	—	—	—	—	—
State Total	**3180**	**745**	**1441**	**243**	**159**	**7**	**6**	**66**	**27**	**3**	**9**	**83**	**19**	**8**	**81**	**87**	**196**

U.S. REGISTERED GENERAL AVIATION AIRCRAFT BY TYPE AND BY REGION OF AIRCRAFT OWNER AS OF DECEMBER 31, 1993

Region	Total	Piston					Turboprop				Turbojet				Rotorcraft		Other
		Single-Engine		Multi-Engine			Single Engine	Multi-Engine			Single Engine	Multi-Engine			Piston	Turbo	
		1-3 Place	4+ Place	2-Engine 1-6 Place	2-Engine 7+ Place	3+ Engine		2-Engine 1-12 Place	2-Engine 13+ Place	3+ Engine		2-Engine 1-12 Place	2-Engine 13+ Place	3+ Engine			
New Hampshire																	
Belknap	132	39	74	11	—	—	—	1	—	—	—	—	—	—	3	1	1
Carroll	125	32	76	7	—	—	—	—	—	—	—	—	—	—	3	1	3
Cheshire	105	26	60	7	—	—	—	1	—	—	—	1	—	—	—	1	6
Coos	55	24	27	2	—	—	—	—	—	—	—	—	—	—	—	1	—
Grafton	148	48	56	17	—	2	—	5	—	—	—	—	—	—	8	5	6
Hillsborou	589	177	289	36	—	—	—	10	1	—	6	5	1	—	3	3	41
Merrimack	152	44	76	8	—	—	1	3	—	—	—	2	—	1	3	6	5
Rockingham	484	172	214	27	—	—	1	1	—	—	—	4	2	2	13	8	29
Strafford	120	51	51	3	—	—	—	2	3	—	—	—	—	—	—	4	4
Sullivan	64	19	29	5	—	—	—	—	—	—	—	1	—	—	5	3	1
State Total	**1974**	**632**	**952**	**123**	**44**	**2**	**2**	**23**	**4**	**—**	**6**	**13**	**3**	**3**	**38**	**33**	**96**
New Jersey																	
Atlantic	110	48	49	4	—	—	—	1	—	—	—	2	—	—	4	—	1
Bergen	583	128	254	45	—	—	3	13	9	—	—	16	13	10	9	20	13
Burlington	348	115	158	26	—	—	—	3	—	—	1	3	1	—	7	2	26
Camden	206	66	115	13	—	—	—	—	—	—	—	—	—	—	2	1	7
Cape May	141	62	67	2	—	—	—	—	—	—	—	—	—	—	4	—	—
Cumberland	138	54	61	7	—	—	—	1	—	—	—	1	—	—	5	1	6
Essex	199	41	96	18	—	—	—	2	—	—	—	10	10	1	4	6	7
Gloucester	157	74	74	5	—	—	—	—	—	—	—	—	—	—	2	—	1
Hudson	55	16	25	7	—	—	—	1	—	—	—	1	—	—	—	4	1
Hunterdon	264	81	112	17	—	—	—	—	1	—	—	—	—	—	3	—	49
Mercer	267	66	110	19	—	—	—	2	2	—	—	3	4	1	14	19	25
Middlesex	221	61	120	11	—	—	—	3	—	—	—	—	1	—	4	3	16
Monmouth	399	124	195	17	—	—	2	3	—	—	—	—	—	—	4	11	34
Morris	356	89	187	21	—	—	—	1	—	—	—	2	9	6	4	9	20
Ocean	189	76	91	9	—	—	—	1	—	—	—	—	—	—	4	2	1
Passaic	174	53	85	12	—	—	—	1	—	—	—	2	1	—	3	1	15
Salem	39	20	17	1	—	—	—	—	—	—	—	—	—	—	—	—	1
Somerset	226	74	102	21	—	—	—	2	—	—	—	—	1	—	3	2	18
Sussex	196	83	97	9	—	—	—	—	—	—	—	—	—	—	2	—	3
Union	180	34	100	15	—	—	—	2	—	3	—	2	1	—	2	3	16
Warren	182	59	81	3	—	—	—	—	—	—	—	—	—	—	7	4	28
State Total	**4630**	**1424**	**2196**	**282**	**107**	**—**	**5**	**36**	**12**	**3**	**1**	**42**	**41**	**18**	**87**	**88**	**288**
New Mexico																	
Bernalillo	1001	172	342	48	—	—	—	15	5	—	—	2	2	—	11	12	361
Catron	6	4	1	—	—	—	—	—	—	—	—	—	—	—	1	—	—
Chaves	108	29	42	9	—	—	—	5	1	—	—	—	—	1	1	1	6
Colfax	31	5	17	1	—	—	—	1	—	—	1	1	—	—	—	1	2
Curry	114	30	53	13	—	—	1	4	—	—	—	1	—	—	1	2	1
De Baca	6	3	3	—	—	—	—	—	—	—	—	—	—	—	—	—	—
Dona Ana	302	94	129	21	—	—	—	7	—	—	7	6	—	—	4	3	24
Eddy	74	21	30	9	—	—	—	4	—	—	—	—	—	—	2	1	6
Grant	59	12	29	6	—	—	—	1	—	—	1	1	—	—	—	1	1
Guadalupe	3	1	2	—	—	—	—	—	—	—	—	—	—	—	—	—	—
Harding	2	—	2	—	—	—	—	—	—	—	—	—	—	—	—	—	—
Hidalgo	25	18	7	—	—	—	—	—	—	—	—	—	—	—	—	—	—
Lea	134	29	69	12	—	—	—	3	—	—	—	—	—	—	—	—	15
Lincoln	80	15	40	7	—	—	—	7	1	—	—	2	—	—	1	—	4
Los Alamos	68	16	44	3	—	—	—	—	—	—	—	—	—	—	—	—	4
Luna	71	29	36	3	—	—	—	—	—	—	—	—	—	—	—	—	2
Mckinley	65	6	37	5	—	—	—	—	—	—	—	—	—	—	1	—	11
Otero	121	25	57	19	—	—	—	1	—	—	—	—	—	—	1	—	13
Quay	42	24	11	1	—	—	—	—	—	—	—	—	—	—	4	2	—
Rio Arriba	31	1	17	3	—	—	—	1	—	—	—	—	1	—	—	1	5
Roosevelt	23	8	14	—	—	—	—	—	—	—	—	—	—	—	—	—	—

U.S. REGISTERED GENERAL AVIATION AIRCRAFT BY TYPE AND BY REGION OF AIRCRAFT OWNER AS OF DECEMBER 31, 1993

Region	Total	Piston					Turboprop				Turbojet				Rotorcraft		Other
		Single-Engine		Multi-Engine			Single Engine	Multi-Engine			Single Engine	Multi-Engine			Piston	Turbo	
				2-Engine		3+ Engine		2-Engine		3+ Engine		2-Engine		3+ Engine			
		1-3 Place	4+ Place	1-6 Place	7+ Place			1-12 Place	13+ Place			1-12 Place	13+ Place				
New Mexico—Cont.																	
San Juan	151	49	68	12	—	—	3	4	3	—	—	—	1	—	1	—	7
San Miguel	32	6	12	5	—	—	—	1	1	—	—	3	—	—	—	—	—
Sandoval	30	5	11	1	—	—	—	—	—	—	—	—	—	—	—	—	12
Santa Fe	181	48	87	8	—	3	1	6	—	—	—	2	—	—	3	2	14
Sierra	30	13	13	2	—	—	—	—	—	—	—	—	—	—	1	—	1
Socorro	21	6	12	1	—	—	—	—	—	—	—	—	—	—	—	—	1
Taos	39	5	26	3	—	—	—	1	—	—	—	—	—	—	—	—	3
Torrance	14	5	8	—	—	—	—	—	—	—	—	—	—	—	—	—	1
Union	8	1	5	—	—	—	—	1	—	—	—	—	—	—	—	1	—
Valencia	102	28	48	8	—	—	—	—	—	—	—	—	—	—	2	—	14
State Total	**2974**	**708**	**1272**	**200**	**112**	**3**	**5**	**62**	**11**	**—**	**9**	**18**	**4**	**1**	**34**	**27**	**508**
New York																	
Albany	179	63	84	9	—	—	—	1	1	—	—	2	—	—	2	10	3
Alleghany	36	10	11	3	—	—	—	1	—	—	—	—	—	—	1	—	8
Bronx	35	7	15	7	—	—	—	1	—	—	—	—	—	—	2	—	2
Broome	159	48	54	9	—	—	—	3	—	—	—	3	1	—	2	—	36
Cattaraugu	45	18	23	1	—	—	—	—	—	—	—	—	—	—	—	—	3
Cayuga	50	25	17	2	—	—	—	—	—	—	—	—	—	—	—	—	4
Chautauqua	133	59	42	12	—	—	—	4	—	—	—	—	—	—	3	2	9
Chemung	94	31	21	2	—	—	—	1	—	—	—	—	1	—	6	2	30
Chenango	32	9	15	3	—	—	—	—	—	—	—	—	—	—	—	3	2
Clinton	70	34	27	2	—	—	—	—	1	—	—	1	—	—	1	—	—
Columbia	96	42	35	3	—	—	—	3	3	—	—	1	1	—	—	—	7
Cortland	38	14	18	1	—	—	—	1	—	—	—	—	—	—	2	—	1
Delaware	40	19	16	1	—	1	—	—	—	—	—	—	—	—	1	—	1
Dutchess	312	133	137	11	—	—	3	1	—	—	—	—	5	—	2	2	11
Erie	458	181	183	24	—	—	1	5	11	—	—	2	1	—	7	1	30
Essex	51	22	21	3	—	—	—	—	—	—	—	—	—	—	3	—	2
Franklin	53	24	27	1	—	—	—	—	—	—	—	—	—	—	1	—	—
Fulton	30	13	15	2	—	—	—	—	—	—	—	—	—	—	—	—	—
Genesee	69	28	28	2	—	—	—	1	—	—	—	1	—	—	5	—	1
Greene	46	26	18	1	—	—	—	—	—	—	—	—	—	—	—	—	1
Hamilton	29	12	16	—	—	—	—	—	—	—	—	—	—	—	1	—	—
Herkimer	50	17	15	1	—	—	—	1	—	—	—	—	—	—	6	7	2
Jefferson	77	39	29	7	—	—	—	—	—	—	—	—	—	—	2	—	—
Kings	98	30	39	12	—	—	—	—	—	—	—	1	—	—	3	7	3
Lewis	21	7	9	5	—	—	—	—	—	—	—	—	—	—	—	—	—
Livingston	90	37	37	2	—	1	—	1	1	—	—	—	—	—	—	—	8
Madison	39	18	16	1	—	—	—	—	—	—	—	—	—	—	1	—	3
Monroe	366	128	173	17	—	—	—	6	—	—	—	3	3	—	3	—	29
Montgomery	55	22	25	2	—	—	—	1	—	—	—	1	—	—	—	—	2
Nassau	451	113	219	36	—	—	—	4	2	—	1	3	2	—	15	18	22
New York	629	108	175	61	—	1	6	19	6	1	—	28	66	18	4	84	27
Niagara	172	76	62	5	—	—	—	2	—	—	—	1	—	—	6	5	14
Oneida	237	108	84	8	—	—	—	—	—	—	—	2	—	—	16	2	10
Onondaga	286	111	98	16	—	—	—	5	—	—	—	3	—	1	12	2	31
Ontario	73	38	28	4	—	—	—	—	—	—	—	1	—	—	1	—	1
Orange	237	92	108	6	—	—	—	—	—	—	—	1	3	—	6	3	15
Orleans	54	29	20	2	—	—	—	—	—	—	—	—	—	—	2	—	1
Oswego	120	66	45	2	—	—	—	—	—	—	—	—	—	—	4	—	1
Otsego	64	26	28	5	—	—	—	—	—	—	—	—	—	—	—	—	5
Putnam	69	16	48	3	—	—	—	—	—	—	—	—	—	—	1	1	—
Queens	175	56	71	19	—	—	—	1	1	—	—	1	2	2	5	2	7
Rensselaer	89	34	42	5	—	—	—	—	—	—	—	—	—	—	—	—	8
Richmond	44	12	21	5	—	—	—	—	—	—	—	—	—	—	3	—	1

U.S. REGISTERED GENERAL AVIATION AIRCRAFT BY TYPE AND BY REGION OF AIRCRAFT OWNER AS OF DECEMBER 31, 1993

Region	Total	Piston					Turboprop				Turbojet				Rotorcraft		Other
		Single-Engine		Multi-Engine			Single Engine	Multi-Engine			Single Engine	Multi-Engine					
				2-Engine		3+ Engine		2-Engine		3+ Engine		2-Engine		3+ Engine	Piston	Turbo	
		1-3 Place	4+ Place	1-6 Place	7+ Place			1-12 Place	13+ Place			1-12 Place	13+ Place				
New York—Cont.																	
Rockland	94	28	45	5	—	—	—	—	5	—	—	—	—	—	1	5	3
Saratoga	139	63	50	7	—	—	—	—	—	—	—	—	—	—	—	—	17
Schenectad	136	60	50	2	—	—	—	6	1	—	—	—	1	—	—	—	13
Schoharie	18	9	7	1	—	—	—	—	—	—	—	—	—	—	1	—	—
Schuyler	17	8	8	—	—	—	—	—	—	—	—	—	—	—	—	—	1
Seneca	24	14	10	—	—	—	—	—	—	—	—	—	—	—	—	—	—
St Lawrenc	56	26	23	1	—	—	—	—	—	—	—	—	—	—	3	—	1
Steuben	100	24	49	3	—	—	—	1	1	—	—	—	3	—	9	2	7
Suffolk	899	302	424	75	—	—	1	8	1	—	—	8	3	—	20	10	30
Sullivan	99	38	33	6	—	—	—	—	—	—	—	—	—	1	1	—	17
Tioga	55	23	14	—	—	—	—	—	—	—	—	—	—	—	2	—	16
Tompkins	70	24	37	4	—	—	—	1	—	—	—	1	—	—	—	—	3
Ulster	134	53	61	7	—	—	1	—	—	—	—	—	—	—	7	—	3
Warren	63	26	30	—	—	—	—	—	—	—	—	1	2	—	—	—	4
Washington	68	40	21	—	—	—	—	—	—	—	—	—	—	—	3	—	4
Wayne	111	52	49	1	—	—	—	—	—	—	—	—	—	—	1	—	8
Westcheste	446	66	239	32	—	—	1	10	—	—	—	14	29	4	6	20	16
Wyoming	33	23	8	2	—	—	—	—	—	—	—	—	—	—	—	—	—
Yates	42	21	16	2	—	—	—	1	—	—	—	2	—	—	—	—	—
State Total	**8155**	**2901**	**3389**	**471**	**168**	**3**	**13**	**89**	**34**	**1**	**1**	**81**	**123**	**26**	**183**	**188**	**484**
North Carolina																	
Alamance	92	28	35	4	—	—	—	3	—	—	—	1	—	—	1	—	19
Alexander	33	20	9	1	—	—	—	1	—	—	—	—	—	—	—	—	1
Alleghany	7	1	6	—	—	—	—	—	—	—	—	—	—	—	—	—	—
Anson	13	4	6	1	—	—	—	—	—	—	—	—	—	—	—	—	2
Ashe	15	5	10	—	—	—	—	—	—	—	—	—	—	—	—	—	—
Avery	26	3	9	6	—	—	1	3	—	—	—	—	—	—	1	—	1
Beaufort	68	33	27	4	—	—	—	1	—	—	—	—	—	—	1	1	—
Bertie	19	7	10	1	—	—	—	1	—	—	—	—	—	—	—	—	—
Bladen	18	9	7	1	—	—	—	—	—	—	—	—	—	—	—	—	1
Brunswick	45	11	26	3	—	—	—	1	—	—	—	1	—	—	—	—	2
Buncombe	136	35	51	17	—	—	—	3	—	—	—	3	1	1	4	2	17
Burke	62	28	29	3	—	—	—	—	—	—	—	—	—	—	2	—	—
Cabarrus	130	55	54	8	—	—	—	7	—	—	—	—	—	—	—	1	1
Caldwell	60	27	25	4	—	—	—	1	—	—	—	—	—	—	—	—	2
Camden	1	—	1	—	—	—	—	—	—	—	—	—	—	—	—	—	—
Carteret	87	22	49	5	—	—	—	2	1	—	—	4	—	—	—	—	2
Caswell	9	3	6	—	—	—	—	—	—	—	—	—	—	—	—	—	—
Catawba	144	39	57	15	—	—	—	17	1	—	—	5	1	—	—	—	2
Chatham	30	12	17	1	—	—	—	—	—	—	—	—	—	—	—	—	—
Cherokee	35	7	14	4	—	—	—	—	—	—	—	—	—	—	7	1	—
Chowan	13	4	7	—	—	—	—	1	—	—	—	—	—	—	—	—	—
Clay	17	6	8	1	—	—	—	—	—	—	—	—	—	—	1	—	—
Cleveland	68	27	30	5	—	—	—	—	—	—	—	—	—	—	2	—	3
Columbus	33	15	13	3	—	—	—	1	—	—	—	—	—	—	1	—	—
Craven	104	37	42	14	—	—	—	2	—	—	1	1	—	—	2	—	2
Cumberland	191	74	94	11	—	—	1	2	—	—	—	4	—	—	—	—	4
Currituck	8	4	2	2	—	—	—	—	—	—	—	—	—	—	—	—	—
Dare	54	18	27	5	—	—	—	1	—	—	—	—	—	—	—	2	—
Davidson	110	41	60	2	—	—	1	2	1	—	—	1	1	—	—	—	—
Davie	70	25	37	3	—	—	—	1	—	—	—	—	1	—	—	—	2
Duplin	38	15	17	2	—	—	—	1	—	—	—	2	—	—	—	1	—
Durham	127	44	54	10	—	—	—	4	—	—	—	2	2	—	6	2	1
Edgecombe	36	11	10	3	—	—	—	5	—	—	—	3	1	—	—	2	1
Forsyth	279	87	117	29	—	—	1	5	2	—	—	6	3	2	2	—	16

U.S. REGISTERED GENERAL AVIATION AIRCRAFT BY TYPE AND BY REGION OF AIRCRAFT OWNER AS OF DECEMBER 31, 1993

Region	Total	Piston					Turboprop				Turbojet				Rotorcraft		Other
		Single-Engine		Multi-Engine			Single Engine	Multi-Engine			Single Engine	Multi-Engine			Piston	Turbo	
				2-Engine		3+ Engine		2-Engine		3+ Engine		2-Engine		3+ Engine			
		1-3 Place	4+ Place	1-6 Place	7+ Place			1-12 Place	13+ Place			1-12 Place	13+ Place				
North Carolina—Cont.																	
Franklin	50	27	13	3	—	—	—	2	—	—	—	—	—	—	—	—	4
Gaston	76	26	30	6	—	—	1	3	—	—	—	1	—	—	4	—	1
Gates	4	1	3	—	—	—	—	—	—	—	—	—	—	—	—	—	—
Graham	9	3	—	—	—	—	—	1	—	—	—	—	—	—	—	2	—
Granville	6	2	3	—	—	—	—	—	—	—	—	—	—	—	—	—	—
Greene	3	1	1	—	—	—	—	—	—	—	—	—	—	—	1	—	—
Guilford	401	108	171	33	—	—	16	17	3	—	—	11	2	1	4	2	21
Halifax	36	15	13	4	—	—	—	1	—	—	—	1	—	—	2	—	—
Harnett	46	21	17	4	—	—	—	1	—	—	—	—	—	—	2	—	—
Haywood	34	16	15	1	—	—	—	1	—	—	—	1	—	—	—	—	—
Henderson	88	34	39	7	—	—	—	—	—	—	—	—	—	—	—	—	3
Hertford	9	4	4	1	—	—	—	—	—	—	—	—	—	—	—	—	—
Hoke	27	13	7	4	—	—	—	—	—	—	—	1	—	—	—	—	1
Hyde	8	3	4	—	—	—	—	—	—	—	—	—	—	—	—	—	1
Iredell	126	36	54	4	—	—	—	3	1	—	—	—	—	—	1	1	18
Jackson	33	10	18	1	—	—	—	2	—	—	—	—	—	—	—	—	—
Johnston	48	24	20	—	—	—	—	1	1	—	—	—	—	—	1	—	—
Jones	10	8	—	1	—	—	—	—	—	—	—	—	—	—	1	—	—
Lee	35	19	9	4	—	—	—	1	—	—	—	—	—	—	1	—	—
Lenoir	54	24	22	4	—	—	—	2	—	—	—	—	—	—	1	—	1
Lincoln	43	9	22	5	—	—	—	2	1	—	—	1	—	—	—	1	—
Macon	34	7	19	2	—	—	—	3	—	—	—	1	—	—	—	—	—
Madison	6	2	3	1	—	—	—	—	—	—	—	—	—	—	—	—	—
Martin	9	4	4	—	—	—	—	—	—	—	—	—	—	—	—	—	1
Mcdowell	31	20	10	—	—	—	—	—	—	—	—	—	—	—	—	—	—
Mecklembur	571	109	244	50	—	—	1	25	13	—	—	32	9	5	5	9	35
Mitchell	9	5	4	—	—	—	—	—	—	—	—	—	—	—	—	—	—
Montgomery	18	7	3	3	—	—	—	—	—	—	—	1	—	—	3	—	—
Moore	78	22	38	8	—	—	—	4	—	—	—	1	—	—	3	—	2
Nash	10	4	5	—	—	—	—	—	—	—	—	—	—	—	—	—	—
New Hanove	102	35	43	8	—	—	—	7	2	—	1	2	—	—	—	—	2
Northampto	10	5	5	—	—	—	—	—	—	—	—	—	—	—	—	—	—
Onslow	67	24	36	4	—	—	1	—	—	—	—	—	—	—	1	—	—
Orange	79	20	37	12	—	—	—	—	—	—	—	—	—	—	1	—	8
Pamlico	12	3	8	—	—	—	—	—	—	—	—	—	—	—	1	—	—
Pasquotank	33	10	16	4	—	—	2	—	—	—	—	—	—	—	—	—	1
Pender	16	4	10	1	—	—	—	1	—	—	—	—	—	—	—	—	—
Perquimans	5	2	1	—	—	—	—	—	—	—	—	—	—	—	—	—	2
Person	32	19	9	2	—	—	—	—	—	—	—	1	—	—	—	—	—
Pitt	74	27	30	6	—	—	—	1	—	—	—	1	—	—	1	1	6
Polk	23	9	9	2	—	—	—	2	—	—	—	—	—	—	—	—	1
Randolph	94	44	31	10	—	—	—	3	—	—	—	—	—	—	3	—	1
Richmond	15	6	5	2	—	—	—	—	—	—	—	—	—	—	1	—	—
Robeson	80	26	36	12	—	—	—	—	—	—	—	1	—	—	2	—	—
Rockingham	75	29	32	2	—	—	—	—	1	—	—	2	—	—	3	2	2
Rowan	83	26	44	4	—	—	—	1	—	—	—	1	—	—	4	—	2
Rutherford	34	13	14	2	—	—	—	1	—	—	—	—	1	—	1	—	1
Sampson	44	21	20	1	—	—	—	2	—	—	—	—	—	—	—	—	—
Scotland	16	9	5	1	—	—	—	—	—	—	—	—	—	—	—	—	—
Stanly	46	19	21	1	—	—	—	3	—	—	—	—	—	—	—	—	1
Stokes	30	18	8	1	—	—	—	2	—	—	—	—	—	—	—	—	—
Surry	51	13	22	3	—	—	—	7	—	—	—	—	—	—	1	1	3
Swain	4	—	4	—	—	—	—	—	—	—	—	—	—	—	—	—	—
Transylvan	22	8	8	2	—	—	—	—	—	—	—	—	—	—	—	—	2
Tyrrell	4	4	—	—	—	—	—	—	—	—	—	—	—	—	—	—	—

U.S. REGISTERED GENERAL AVIATION AIRCRAFT BY TYPE AND BY REGION OF AIRCRAFT OWNER AS OF DECEMBER 31, 1993

Region	Total	Piston					Turboprop				Turbojet				Rotorcraft		Other
		Single-Engine		Multi-Engine			Single Engine	Multi-Engine			Single Engine	Multi-Engine			Piston	Turbo	
		1-3 Place	4+ Place	2-Engine 1-6 Place	2-Engine 7+ Place	3+ Engine		2-Engine 1-12 Place	2-Engine 13+ Place	3+ Engine		2-Engine 1-12 Place	2-Engine 13+ Place	3+ Engine			
North Carolina—Cont.																	
Union	108	31	47	6	—	—	—	3	—	—	—	—	—	—	6	10	4
Vance	15	3	6	4	—	—	—	1	—	—	—	—	—	1	—	—	—
Wake	563	187	235	41	—	—	2	15	—	—	—	11	2	1	8	20	25
Warren	5	1	3	—	—	—	—	—	—	—	—	—	—	—	1	—	—
Washington	13	7	4	2	—	—	—	—	—	—	—	—	—	—	—	—	—
Watauga	44	9	24	5	—	—	—	1	1	—	—	—	—	—	1	—	—
Wayne	73	30	35	2	—	—	—	1	—	—	—	—	—	—	1	—	2
Wilkes	39	17	9	2	—	—	—	6	1	—	—	2	—	—	—	—	1
Wilson	37	10	21	3	—	—	—	3	—	—	—	—	—	—	—	—	—
Yadkin	31	10	19	2	—	—	—	—	—	—	—	—	—	—	—	—	—
Yancey	8	—	6	1	—	—	—	—	—	—	—	—	—	—	1	—	—
Unknown	1	—	—	—	—	—	—	—	—	—	—	—	—	1	—	—	—
State Total	**6078**	**2040**	**2624**	**462**	**171**	—	**27**	**194**	**29**	—	**2**	**105**	**24**	**12**	**96**	**61**	**231**
North Dakota																	
Adams	30	20	9	—	—	—	—	—	—	—	—	—	—	—	—	—	—
Barnes	49	35	13	—	—	—	—	—	—	—	—	—	—	—	1	—	—
Benson	26	15	11	—	—	—	—	—	—	—	—	—	—	—	—	—	—
Billings	1	1	—	—	—	—	—	—	—	—	—	—	—	—	—	—	—
Bottineau	33	16	16	—	—	—	—	—	—	—	—	—	—	—	—	—	1
Bowman	23	14	7	—	—	—	—	—	—	—	—	—	—	—	—	—	1
Burke	13	9	4	—	—	—	—	—	—	—	—	—	—	—	—	—	—
Burleigh	96	15	54	9	—	—	—	3	—	—	—	1	—	—	—	3	3
Cass	302	135	109	24	—	—	2	7	—	—	—	1	—	—	6	—	8
Cavalier	15	7	8	—	—	—	—	—	—	—	—	—	—	—	—	—	—
Dickey	19	13	5	1	—	—	—	—	—	—	—	—	—	—	—	—	—
Divide	21	11	8	1	—	—	—	—	—	—	—	—	—	—	—	—	—
Dunn	8	6	2	—	—	—	—	—	—	—	—	—	—	—	—	—	—
Eddy	11	8	2	—	—	—	—	—	—	—	—	—	—	—	—	1	—
Emmons	18	7	11	—	—	—	—	—	—	—	—	—	—	—	—	—	—
Foster	9	5	3	1	—	—	—	—	—	—	—	—	—	—	—	—	—
Golden Val	7	4	3	—	—	—	—	—	—	—	—	—	—	—	—	—	—
Grand Fork	239	75	110	16	—	—	—	2	—	—	1	2	—	—	15	5	10
Grant	5	1	4	—	—	—	—	—	—	—	—	—	—	—	—	—	—
Griggs	12	7	4	—	—	—	—	—	—	—	—	—	—	—	—	—	—
Hettinger	8	5	3	—	—	—	—	—	—	—	—	—	—	—	—	—	—
Kidder	10	3	7	—	—	—	—	—	—	—	—	—	—	—	—	—	—
La Moure	18	11	5	2	—	—	—	—	—	—	—	—	—	—	—	—	—
Logan	4	2	2	—	—	—	—	—	—	—	—	—	—	—	—	—	—
Mchenry	39	34	3	1	—	—	—	—	—	—	—	—	—	—	—	—	—
Mcintosh	5	3	2	—	—	—	—	—	—	—	—	—	—	—	—	—	—
Mckenzie	28	14	13	1	—	—	—	—	—	—	—	—	—	—	—	—	—
Mclean	54	29	22	2	—	—	—	—	—	—	—	—	—	—	1	—	—
Mercer	21	5	12	1	—	—	—	—	—	—	—	—	—	—	3	—	—
Morton	68	43	20	3	—	—	—	—	—	—	—	—	—	—	1	1	—
Mountrail	25	14	11	—	—	—	—	—	—	—	—	—	—	—	—	—	—
Nelson	19	13	6	—	—	—	—	—	—	—	—	—	—	—	—	—	—
Oliver	2	1	1	—	—	—	—	—	—	—	—	—	—	—	—	—	—
Pembina	61	38	16	3	—	—	—	—	—	—	—	—	—	—	—	—	3
Pierce	16	8	7	1	—	—	—	—	—	—	—	—	—	—	—	—	—
Ramsey	46	21	21	1	—	—	—	—	—	—	—	—	—	—	—	—	—
Ransom	17	8	8	1	—	—	—	—	—	—	—	—	—	—	—	—	—
Renville	14	11	3	—	—	—	—	—	—	—	—	—	—	—	—	—	—
Richland	70	44	20	2	—	—	1	1	—	—	—	—	—	—	—	—	1
Rolette	19	8	9	—	—	—	—	—	—	—	—	—	—	—	—	—	1
Sargent	18	7	10	—	—	—	—	—	—	—	—	—	—	—	—	—	—

U.S. REGISTERED GENERAL AVIATION AIRCRAFT BY TYPE AND BY REGION OF AIRCRAFT OWNER AS OF DECEMBER 31, 1993

Region	Total	Piston					Turboprop				Turbojet				Rotorcraft		Other
		Single-Engine		Multi-Engine			Single Engine	Multi-Engine			Single Engine	Multi-Engine					
				2-Engine		3+ Engine		2-Engine		3+ Engine		2-Engine		3+ Engine	Piston	Turbo	
		1-3 Place	4+ Place	1-6 Place	7+ Place			1-12 Place	13+ Place			1-12 Place	13+ Place				
North Dakota—Cont.																	
Sheridan	2	1	1	—	—	—	—	—	—	—	—	—	—	—	—	—	—
Sioux	3	3	—	—	—	—	—	—	—	—	—	—	—	—	—	—	—
Stark	25	10	13	—	—	—	—	—	—	—	—	—	—	—	—	—	—
Steele	5	4	1	—	—	—	—	—	—	—	—	—	—	—	—	—	—
Stutsman	65	43	13	4	—	—	—	—	—	—	—	1	—	—	—	—	—
Towner	13	8	4	1	—	—	—	—	—	—	—	—	—	—	—	—	—
Traill	55	36	17	—	—	—	—	—	—	—	—	—	—	—	—	—	2
Walsh	36	25	10	—	—	—	—	—	—	—	—	—	—	—	—	—	1
Ward	153	84	59	3	—	—	—	—	—	—	—	—	—	—	4	—	1
Wells	18	10	8	—	—	—	—	—	—	—	—	—	—	—	—	—	—
Williams	83	44	32	2	—	—	—	—	—	—	—	—	—	—	3	1	—
Unknown	1	1	—	—	—	—	—	—	—	—	—	—	—	—	—	—	—
State Total	**1958**	**995**	**742**	**80**	**42**	**—**	**3**	**13**	**—**		**1**	**5**	**—**		**34**	**11**	**32**
Ohio																	
Adams	22	10	10	2	—	—	—	—	—	—	—	—	—	—	—	—	—
Allen	103	23	48	5	—	—	—	4	2	—	—	—	—	—	—	5	11
Ashland	36	15	14	3	—	—	—	—	—	—	—	—	—	—	—	—	2
Ashtabula	58	30	23	1	—	—	—	—	—	—	—	—	—	—	—	—	2
Athens	57	27	23	4	—	—	—	2	—	—	—	—	—	—	—	—	—
Auglaize	36	8	17	2	—	—	—	3	—	—	—	2	1	—	1	—	—
Belmont	46	17	22	2	—	—	—	—	—	—	—	—	—	—	—	1	3
Brown	34	15	16	1	—	—	—	—	—	—	—	—	—	—	1	—	1
Butler	211	78	86	12	—	—	—	1	1	—	1	2	—	—	11	—	15
Carroll	35	15	16	2	—	—	—	1	—	—	—	—	—	—	1	—	—
Champaign	33	16	15	—	—	—	—	—	—	—	—	—	—	—	1	—	—
Clark	116	48	55	6	—	—	—	2	—	—	—	—	—	—	—	—	2
Clermont	113	48	33	13	—	—	—	—	—	—	—	1	—	—	7	—	6
Clinton	59	27	26	4	—	—	—	—	—	—	—	—	—	—	—	—	—
Columbiana	131	60	50	8	—	—	—	—	—	—	—	—	—	—	5	—	4
Coshocton	45	9	30	3	—	—	—	—	—	—	—	—	—	—	—	—	2
Crawford	52	28	22	2	—	—	—	—	—	—	—	—	—	—	—	—	—
Cuyahoga	663	171	301	38	—	—	2	18	9	—	1	26	9	4	15	—	41
Darke	32	15	13	1	—	—	—	—	—	—	—	1	—	—	1	—	1
Defiance	26	13	8	—	—	—	—	—	—	—	—	—	—	—	1	—	4
Delaware	81	37	38	—	—	—	—	1	—	—	—	—	—	—	—	—	4
Erie	80	26	40	5	—	—	—	2	—	—	—	1	—	—	—	1	1
Fairfield	83	41	38	—	—	—	—	—	—	—	—	—	—	—	3	—	1
Fayette	20	11	8	—	—	—	—	—	—	—	—	—	—	—	—	—	—
Franklin	853	210	328	100	—	—	—	25	4	1	—	47	10	3	21	19	54
Fulton	57	31	17	3	—	—	—	1	—	—	—	2	—	—	1	—	1
Gallia	24	12	7	2	—	—	—	1	—	—	—	—	—	1	—	—	—
Geauga	73	20	40	3	—	—	—	1	—	—	—	—	—	—	3	—	6
Greene	128	48	51	5	—	—	—	2	—	—	—	2	—	—	3	—	11
Guernsey	31	17	11	—	—	—	—	—	—	—	—	1	—	—	—	—	1
Hamilton	629	160	260	70	—	—	—	11	—	—	—	24	13	1	16	8	46
Hancock	83	36	34	4	—	—	—	1	—	—	—	2	4	—	—	—	1
Hardin	27	9	15	2	—	—	—	1	—	—	—	—	—	—	—	—	—
Harrison	19	6	12	—	—	—	—	—	—	—	—	—	—	—	1	—	—
Henry	31	15	13	2	—	—	—	—	—	—	—	—	—	—	—	—	1
Highland	36	17	16	1	—	—	—	—	—	—	—	1	1	—	—	—	—
Hocking	12	5	7	—	—	—	—	—	—	—	—	—	—	—	—	—	—
Holmes	16	4	11	1	—	—	—	—	—	—	—	—	—	—	—	—	—
Huron	64	22	22	13	—	—	—	—	—	—	—	—	—	—	3	—	1
Jackson	20	6	9	2	—	—	—	—	—	—	—	—	—	—	—	1	—
Jefferson	71	31	36	2	—	—	—	—	—	—	—	—	—	—	1	—	1

U.S. REGISTERED GENERAL AVIATION AIRCRAFT BY TYPE AND BY REGION OF AIRCRAFT OWNER AS OF DECEMBER 31, 1993

Region	Total	Piston					Turboprop				Turbojet				Rotorcraft		Other
		Single-Engine		Multi-Engine			Single Engine	Multi-Engine			Single Engine	Multi-Engine			Piston	Turbo	
		1-3 Place	4+ Place	2-Engine 1-6 Place	2-Engine 7+ Place	3+ Engine		2-Engine 1-12 Place	2-Engine 13+ Place	3+ Engine		2-Engine 1-12 Place	2-Engine 13+ Place	3+ Engine			
Ohio—Cont.																	
Knox	81	35	37	2	—	—	—	1	—	—	—	1	—	—	1	2	1
Lake	188	71	86	12	—	—	—	2	—	—	1	3	—	—	2	—	3
Lawrence	28	8	13	1	—	—	—	—	—	—	—	—	—	—	3	—	1
Licking	100	39	49	3	—	—	—	1	—	—	—	—	—	—	2	2	3
Logan	45	19	21	1	—	—	—	1	—	—	—	—	1	—	—	—	2
Lorain	184	75	73	15	—	—	—	5	—	—	—	1	1	—	4	—	8
Lucas	256	88	98	23	—	—	—	6	—	—	—	10	3	1	2	—	19
Madison	47	23	20	1	—	—	—	—	—	—	—	—	—	—	1	—	—
Mahoning	160	47	69	12	—	—	—	4	1	—	—	5	1	1	2	—	6
Marion	45	15	25	1	—	—	—	—	—	—	—	—	—	—	3	—	1
Medina	218	79	108	17	—	—	—	2	—	—	—	—	—	—	1	1	9
Meigs	14	7	6	—	—	—	—	—	—	—	—	—	—	—	—	—	—
Mercer	29	10	17	1	—	—	—	1	—	—	—	—	—	—	—	—	—
Miami	103	42	46	7	—	—	—	1	—	—	—	—	—	—	1	1	3
Monroe	6	2	4	—	—	—	—	—	—	—	—	—	—	—	—	—	—
Montgomery	623	217	263	54	—	—	—	7	—	—	—	6	4	—	22	4	32
Morgan	9	7	2	—	—	—	—	—	—	—	—	—	—	—	—	—	—
Morrow	24	9	12	2	—	—	—	—	—	—	—	—	—	—	—	—	—
Muskingum	148	75	54	14	—	—	—	—	—	—	—	—	—	—	2	—	2
Noble	5	1	3	—	—	—	—	—	—	—	—	—	—	—	1	—	—
Ottawa	44	11	29	2	—	—	—	—	—	—	—	—	—	—	—	—	1
Paulding	38	16	12	1	—	—	—	—	—	—	—	—	—	—	—	—	—
Perry	27	14	11	1	—	—	—	—	—	—	—	—	—	—	—	—	—
Pickaway	63	33	23	1	—	—	—	—	1	—	—	1	—	—	1	—	1
Pike	17	5	11	1	—	—	—	—	—	—	—	—	—	—	—	—	—
Portage	142	41	67	13	—	—	—	—	—	—	—	—	—	—	5	—	11
Preble	29	15	12	—	—	—	—	—	—	—	—	—	—	—	1	—	1
Putnam	77	43	20	1	—	—	3	—	8	—	—	—	—	—	1	—	1
Richland	134	64	51	5	—	—	—	1	1	—	—	3	—	—	6	—	2
Ross	51	26	23	—	—	—	—	—	—	—	—	—	—	—	1	—	—
Sandusky	76	26	44	1	—	—	—	—	—	—	—	—	—	—	1	—	1
Scioto	57	30	21	4	—	—	—	1	—	—	—	—	—	—	1	—	—
Seneca	70	22	36	7	—	—	—	1	—	—	—	—	—	—	—	—	1
Shelby	21	5	12	—	—	—	—	1	—	—	—	1	—	—	1	—	1
Stark	367	130	176	17	—	—	1	4	—	—	1	6	2	—	8	—	14
Summit	371	116	149	18	—	—	—	4	—	—	—	6	5	—	6	1	57
Trumbull	182	88	71	5	—	—	—	—	1	—	—	1	—	—	3	1	6
Tuscarawas	58	21	26	1	—	—	—	2	—	—	—	—	—	—	3	1	2
Union	23	8	10	1	—	—	—	1	—	—	—	—	—	—	—	—	2
Van Wert	31	8	15	1	—	—	—	—	—	—	—	—	—	—	2	—	5
Vinton	5	2	2	—	—	—	—	—	—	—	—	—	—	—	—	—	1
Warren	144	49	53	9	—	—	—	—	—	—	—	—	—	—	3	—	26
Washington	69	33	32	1	—	—	—	1	—	—	—	—	—	—	1	—	—
Wayne	108	29	40	12	—	—	—	2	—	—	—	2	1	—	3	—	8
Williams	50	18	19	4	—	—	—	1	—	—	—	—	—	—	—	—	8
Wood	116	37	58	8	—	—	—	—	1	—	—	2	—	—	1	1	6
Wyandot	23	3	16	4	—	—	—	—	—	—	—	—	—	—	—	—	—
Unknown	2	1	—	—	—	—	—	—	—	—	—	—	—	—	—	—	1
State Total	**9054**	**3200**	**3886**	**608**	**257**	**—**	**6**	**127**	**29**	**1**	**4**	**160**	**56**	**11**	**191**	**49**	**469**
Oklahoma																	
Adair	6	3	1	2	—	—	—	—	—	—	—	—	—	—	—	—	—
Alfalfa	8	3	5	—	—	—	—	—	—	—	—	—	—	—	—	—	—
Atoka	14	10	4	—	—	—	—	—	—	—	—	—	—	—	—	—	—
Beaver	16	4	9	1	—	—	—	—	—	—	—	—	—	—	1	—	—
Beckham	56	21	29	2	—	—	—	—	—	—	—	—	—	—	1	—	2

U.S. REGISTERED GENERAL AVIATION AIRCRAFT BY TYPE AND BY REGION OF AIRCRAFT OWNER AS OF DECEMBER 31, 1993

Region	Total	Piston					Turboprop				Turbojet				Rotorcraft		Other
		Single-Engine		Multi-Engine			Single Engine	Multi-Engine			Single Engine	Multi-Engine			Piston	Turbo	
		1-3 Place	4+ Place	2-Engine 1-6 Place	2-Engine 7+ Place	3+ Engine		2-Engine 1-12 Place	2-Engine 13+ Place	3+ Engine		2-Engine 1-12 Place	2-Engine 13+ Place	3+ Engine			
Oklahoma—Cont.																	
Blaine	19	8	10	—	—	—	—	—	—	—	—	—	—	—	1	—	—
Bryan	52	19	24	6	—	—	—	1	—	—	—	—	—	—	—	—	—
Caddo	69	30	32	3	—	—	1	—	—	—	—	—	—	—	—	—	2
Canadian	111	40	44	10	—	2	—	2	—	—	—	—	—	—	1	1	3
Carter	77	27	31	3	—	—	—	1	—	—	—	3	—	—	10	—	1
Cherokee	37	12	21	2	—	—	—	—	—	—	—	—	—	—	1	1	—
Choctaw	9	3	6	—	—	—	—	—	—	—	—	—	—	—	—	—	—
Cimarron	18	9	8	1	—	—	—	—	—	—	—	—	—	—	—	—	—
Cleveland	132	43	71	4	—	—	—	4	—	—	—	1	—	—	2	—	3
Coal	4	2	2	—	—	—	—	—	—	—	—	—	—	—	—	—	—
Comanche	87	35	43	5	—	—	—	1	—	—	—	—	—	—	—	—	2
Cotton	11	7	4	—	—	—	—	—	—	—	—	—	—	—	—	—	—
Craig	43	19	21	2	—	—	—	—	—	—	—	—	—	—	—	—	—
Creek	50	23	24	—	—	—	—	—	—	—	—	—	—	—	—	—	—
Custer	38	17	17	3	—	—	—	—	—	—	—	—	—	—	1	—	—
Delaware	23	9	13	—	—	—	—	—	—	—	—	—	—	—	1	—	—
Dewey	12	6	5	1	—	—	—	—	—	—	—	—	—	—	—	—	—
Ellis	9	6	2	—	—	—	—	—	—	—	—	—	—	—	—	—	1
Garfield	124	53	57	6	—	—	—	1	—	—	—	—	—	—	3	—	—
Garvin	64	35	26	1	—	—	—	—	—	—	1	—	—	—	—	—	—
Grady	68	19	40	6	—	—	—	—	—	—	—	—	—	—	—	—	2
Grant	36	20	15	1	—	—	—	—	—	—	—	—	—	—	—	—	—
Greer	7	2	5	—	—	—	—	—	—	—	—	—	—	—	—	—	—
Harmon	8	5	3	—	—	—	—	—	—	—	—	—	—	—	—	—	—
Harper	9	3	5	—	—	—	—	—	—	—	—	—	—	—	1	—	—
Haskell	4	1	1	1	—	—	—	—	—	—	—	—	—	—	1	—	—
Hughes	12	2	7	1	—	—	—	—	—	—	—	—	—	—	1	—	—
Jackson	41	19	19	1	—	—	—	1	—	—	—	—	—	—	—	—	—
Jefferson	3	3	—	—	—	—	—	—	—	—	—	—	—	—	—	—	—
Johnston	3	—	3	—	—	—	—	—	—	—	—	—	—	—	—	—	—
Kay	77	28	38	4	—	—	—	—	—	—	—	—	1	—	3	—	1
Kingfisher	32	17	13	—	—	—	—	—	—	—	—	—	—	—	2	—	—
Kiowa	25	12	12	1	—	—	—	—	—	—	—	—	—	—	—	—	—
Latimer	6	2	4	—	—	—	—	—	—	—	—	—	—	—	—	—	—
Le Flore	29	11	17	1	—	—	—	—	—	—	—	—	—	—	—	—	—
Lincoln	25	6	13	3	—	—	—	—	—	—	—	2	—	—	—	—	—
Logan	70	31	32	5	—	—	—	—	—	—	—	—	—	—	—	—	—
Love	7	2	5	—	—	—	—	—	—	—	—	—	—	—	—	—	—
Major	18	11	6	—	—	—	—	—	—	—	—	—	—	—	—	—	—
Marshall	12	4	5	2	—	—	—	—	—	—	—	—	—	—	—	—	—
Mayes	21	8	8	2	—	—	—	—	—	—	—	—	—	—	—	—	1
Mcclain	62	24	33	2	—	—	—	1	—	—	—	—	—	—	1	—	—
Mccurtain	38	14	15	5	—	—	—	—	—	—	—	—	—	—	3	—	—
Mcintosh	9	2	7	—	—	—	—	—	—	—	—	—	—	—	—	—	—
Murray	6	2	3	—	—	—	—	—	—	—	—	—	—	—	1	—	—
Muskogee	65	26	29	3	—	—	—	—	—	—	—	—	—	—	—	1	—
Noble	21	10	8	2	—	—	—	—	—	—	—	1	—	—	—	—	—
Nowata	22	10	10	1	—	—	—	—	—	—	—	—	—	—	—	—	—
Okfuskee	8	3	5	—	—	—	—	—	—	—	—	—	—	—	—	—	—
Oklahoma	937	274	371	78	—	—	—	32	26	—	1	41	11	8	11	10	38
Okmulgee	21	7	13	—	—	—	—	—	—	—	—	1	—	—	—	—	—
Osage	15	7	6	1	—	—	—	1	—	—	—	—	—	—	—	—	—
Ottawa	39	12	19	4	—	—	—	—	—	—	—	1	—	—	2	—	—
Pawnee	23	10	9	1	—	—	—	—	—	—	—	—	—	—	—	—	—
Payne	115	44	41	7	—	—	1	2	—	—	—	1	—	—	7	1	2

U.S. REGISTERED GENERAL AVIATION AIRCRAFT BY TYPE AND BY REGION OF AIRCRAFT OWNER AS OF DECEMBER 31, 1993

Region	Total	Piston					Turboprop				Turbojet				Rotorcraft		Other
		Single-Engine		Multi-Engine			Single Engine	Multi-Engine			Single Engine	Multi-Engine			Piston	Turbo	
		1-3 Place	4+ Place	2-Engine 1-6 Place	2-Engine 7+ Place	3+ Engine		2-Engine 1-12 Place	2-Engine 13+ Place	3+ Engine		2-Engine 1-12 Place	2-Engine 13+ Place	3+ Engine			
Oklahoma—Cont.																	
Pittsburg	37	10	21	2	—	—	—	—	—	—	—	—	—	—	4	—	—
Pontotoc	38	14	21	2	—	—	—	1	—	—	—	—	—	—	—	—	—
Pottawatom	44	21	17	2	—	—	—	—	—	—	—	—	—	—	1	—	3
Pushmataha	6	2	4	—	—	—	—	—	—	—	—	—	—	—	—	—	—
Roger Mill	5	2	3	—	—	—	—	—	—	—	—	—	—	—	—	—	—
Rogers	87	40	39	1	—	—	—	—	—	—	—	—	—	—	4	1	2
Seminole	36	16	12	3	—	—	—	1	—	—	—	—	—	—	1	2	1
Sequoyah	22	8	11	2	—	—	—	—	—	—	—	—	—	—	—	—	—
Stephens	63	22	30	5	—	—	—	—	1	—	—	—	1	—	—	1	1
Texas	63	23	32	3	—	—	—	2	—	—	—	—	—	—	—	—	2
Tillman	36	13	9	1	—	—	—	—	—	—	—	—	—	—	12	—	1
Tulsa	1277	457	502	82	—	—	1	42	2	—	1	40	8	3	58	13	31
Wagoner	26	12	14	—	—	—	—	—	—	—	—	—	—	—	—	—	—
Washington	74	21	35	6	—	—	—	1	—	—	—	4	1	1	2	—	1
Washita	9	4	4	—	—	—	—	—	—	—	—	—	—	—	1	—	—
Woods	53	11	12	1	—	—	—	—	—	—	—	—	—	—	25	3	—
Woodward	38	11	24	1	—	—	—	—	—	—	—	—	—	—	1	—	—
State Total	**4897**	**1782**	**2119**	**295**	**143**	**2**	**3**	**94**	**29**	**—**	**3**	**95**	**22**	**12**	**164**	**34**	**100**
Oregon																	
Baker	48	16	22	3	—	—	—	1	—	—	—	2	—	—	2	1	—
Benton	138	41	60	11	—	—	1	1	—	—	—	2	—	—	8	4	4
Clackamas	577	167	304	31	—	—	2	4	1	—	1	10	4	1	14	5	16
Clatsop	33	9	18	4	—	—	—	1	—	—	—	—	—	—	—	1	—
Columbia	60	21	30	2	—	—	—	1	—	—	—	—	—	—	2	3	—
Coos	148	52	60	12	—	1	—	3	—	—	—	4	—	—	4	3	1
Crook	44	11	27	2	—	—	—	—	—	—	—	2	—	—	1	—	—
Curry	60	18	30	5	—	—	—	2	—	—	—	1	—	—	—	—	2
Deschutes	390	98	206	35	—	1	—	10	1	4	—	3	2	—	4	4	14
Douglas	209	84	91	12	—	—	—	4	—	—	—	4	—	—	2	2	3
Gilliam	21	11	9	1	—	—	—	—	—	—	—	—	—	—	—	—	—
Grant	52	17	26	2	—	—	—	—	—	—	—	1	—	—	—	3	2
Harney	43	12	29	1	—	—	—	—	—	—	—	—	—	—	1	—	—
Hood River	146	90	38	3	—	—	—	—	—	—	—	—	—	—	2	2	9
Jackson	598	195	265	26	—	3	—	9	—	—	—	8	—	—	17	42	17
Jefferson	44	21	19	—	—	—	—	1	—	—	—	—	—	—	2	—	1
Josephine	128	34	65	14	—	—	—	—	—	—	—	1	—	—	4	3	2
Klamath	191	56	96	7	—	—	—	5	—	—	2	1	1	—	6	5	4
Lake	70	14	18	2	—	—	—	10	—	—	1	12	—	—	1	—	1
Lane	534	197	250	31	—	—	1	3	2	—	1	3	—	—	11	16	14
Lincoln	68	17	37	3	—	—	—	—	—	—	—	1	—	1	2	2	2
Linn	246	64	97	12	—	—	—	2	1	—	—	—	—	—	13	48	6
Malheur	113	37	63	6	—	—	—	2	—	—	—	—	—	—	3	—	—
Marion	484	155	212	21	—	—	1	5	—	—	1	8	—	1	37	21	11
Morrow	26	13	10	2	—	—	—	—	—	—	—	—	—	—	—	1	—
Multnomah	1213	308	553	78	—	2	3	41	10	2	—	36	7	3	33	58	35
Polk	102	43	46	8	—	—	—	1	—	—	—	1	—	—	3	—	—
Sherman	12	9	2	1	—	—	—	—	—	—	—	—	—	—	—	—	—
Tillamook	33	13	16	—	—	—	—	—	—	—	—	—	—	—	1	—	3
Umatilla	175	59	83	7	—	—	1	—	—	—	—	—	—	—	16	5	4
Union	68	21	31	7	—	—	—	—	—	—	—	—	—	—	3	4	1
Wallowa	32	10	19	2	—	—	—	—	—	—	—	—	—	—	—	—	1
Wasco	67	31	31	2	—	—	—	—	—	—	—	—	—	—	2	1	—
Washington	559	189	216	31	—	—	—	14	—	—	1	14	5	1	25	15	34
Wheeler	7	2	4	1	—	—	—	—	—	—	—	—	—	—	—	—	—
Yamhill	305	67	63	19	—	3	1	1	5	—	1	2	1	—	34	92	12

U.S. REGISTERED GENERAL AVIATION AIRCRAFT BY TYPE AND BY REGION OF AIRCRAFT OWNER AS OF DECEMBER 31, 1993

Region	Total	Piston					Turboprop				Turbojet				Rotorcraft		Other
		Single-Engine		Multi-Engine			Single Engine	Multi-Engine			Single Engine	Multi-Engine			Piston	Turbo	
				2-Engine		3+ Engine		2-Engine		3+ Engine		2-Engine		3+ Engine			
		1-3 Place	4+ Place	1-6 Place	7+ Place			1-12 Place	13+ Place			1-12 Place	13+ Place				
Oregon—Cont.																	
Unknown	1	—	1	—	—	—	—	—	—	—	—	—	—	—	—	—	—
State Total	**7045**	**2202**	**3147**	**404**	**181**	**10**	**10**	**121**	**20**	**6**	**8**	**116**	**20**	**7**	**253**	**341**	**199**
Pennsylvania																	
Adams	84	25	26	5	—	—	—	1	—	—	—	—	—	—	9	13	5
Allegheny	741	231	305	53	—	—	—	19	—	—	—	24	22	1	8	19	47
Armstrong	50	26	19	1	—	—	—	1	—	—	—	—	—	—	—	2	—
Beaver	190	89	84	4	—	—	—	—	—	—	—	—	—	—	2	—	7
Bedford	23	8	12	2	—	—	—	1	—	—	—	—	—	—	—	—	—
Berks	244	71	99	14	—	—	—	10	6	1	—	7	3	1	6	1	13
Blaire	77	36	29	7	—	—	—	—	—	—	—	—	—	—	—	—	4
Bradford	39	11	25	—	—	—	—	—	—	—	—	—	—	—	1	1	1
Bucks	540	198	199	27	—	—	—	2	—	—	—	3	—	—	35	14	51
Butler	154	73	61	10	—	—	—	1	—	—	—	1	—	—	2	1	2
Cambria	81	35	30	4	—	—	—	4	—	—	—	1	—	—	3	—	—
Cameron	13	5	8	—	—	—	—	—	—	—	—	—	—	—	—	—	—
Carbon	53	21	20	5	—	—	—	—	—	—	—	—	—	—	1	—	6
Centre	107	41	37	4	—	—	—	2	—	—	—	2	—	—	1	—	17
Chester	411	155	125	18	—	—	—	3	—	—	—	7	1	—	50	10	34
Clarion	24	9	11	1	—	—	—	—	—	—	—	—	—	—	—	—	3
Clearfield	39	12	21	1	—	—	—	1	—	—	—	—	—	—	2	—	—
Clinton	59	38	14	3	—	—	—	2	—	—	—	—	—	—	—	1	—
Columbia	35	15	13	—	—	—	—	—	—	—	—	—	—	—	2	2	3
Crawford	80	28	37	2	—	—	—	1	—	—	—	3	—	1	3	—	4
Cumberland	144	52	62	5	—	—	—	4	—	—	1	4	1	—	3	1	6
Dauphin	219	72	90	9	—	—	1	5	—	—	1	3	2	1	3	9	14
Delaware	200	60	94	13	—	—	—	3	2	—	—	2	2	—	6	—	14
Elk	18	4	10	1	—	—	—	—	—	—	—	—	—	—	1	—	1
Erie	147	64	56	1	—	—	1	3	—	—	—	3	—	—	1	1	14
Fayette	73	29	29	5	—	—	—	2	—	—	—	1	—	—	3	1	1
Forest	2	1	1	—	—	—	—	—	—	—	—	—	—	—	—	—	—
Franklin	87	37	37	3	—	—	—	1	—	—	—	1	—	—	3	—	2
Fulton	10	3	5	—	—	—	—	1	—	—	—	—	—	—	1	—	—
Greene	18	11	5	1	—	—	—	—	—	—	—	—	—	—	—	—	1
Huntingdon	33	16	17	—	—	—	—	—	—	—	—	—	—	—	—	—	—
Indiana	54	24	21	2	—	—	—	1	—	—	—	1	—	—	2	—	—
Jefferson	40	20	12	3	—	—	—	—	1	—	—	—	—	—	1	2	—
Juniata	13	7	5	—	—	—	—	—	—	—	—	—	—	—	1	—	—
Lackawanna	97	28	43	5	—	—	—	—	—	—	—	—	—	—	2	3	15
Lancaster	295	78	131	23	—	—	—	3	—	—	—	6	—	—	5	3	41
Lawrence	50	25	20	2	—	—	—	—	—	—	—	—	—	—	—	—	3
Lebanon	121	42	65	2	—	—	—	—	—	—	—	—	—	—	2	2	5
Lehigh	238	72	112	16	—	—	—	2	—	—	—	—	3	—	2	5	21
Luzerne	161	57	72	10	—	—	—	4	1	—	—	3	—	—	3	1	1
Lycoming	101	37	49	7	—	—	—	3	—	—	—	—	—	—	—	1	2
Mckean	21	9	10	2	—	—	—	—	—	—	—	—	—	—	—	—	—
Mercer	82	47	28	—	—	—	—	—	—	—	—	1	—	—	3	—	1
Mifflin	31	19	6	2	—	—	—	—	—	—	—	—	—	—	2	—	—
Monroe	92	33	40	7	—	—	—	—	—	—	—	—	—	—	2	1	6
Montgomery	512	162	237	27	—	—	1	11	1	—	—	3	7	2	11	8	20
Montour	19	9	8	—	—	—	—	—	—	—	—	—	—	—	—	2	—
Northampto	166	63	76	6	—	—	—	—	—	—	—	1	1	1	2	2	13
Northumber	47	15	23	2	—	—	—	2	—	—	—	—	—	—	1	—	2
Perry	21	10	9	1	—	—	—	—	—	—	—	—	—	—	1	—	—
Philadelph	221	55	77	26	—	—	1	6	—	—	2	5	7	2	3	28	3
Pike	15	6	6	1	—	—	—	1	—	—	—	—	—	—	—	—	1

U.S. REGISTERED GENERAL AVIATION AIRCRAFT BY TYPE AND BY REGION OF AIRCRAFT OWNER AS OF DECEMBER 31, 1993

Region	Total	Piston					Turboprop				Turbojet				Rotorcraft		Other
		Single-Engine		Multi-Engine			Single Engine	Multi-Engine			Single Engine	Multi-Engine			Piston	Turbo	
		1-3 Place	4+ Place	2-Engine 1-6 Place	2-Engine 7+ Place	3+ Engine		2-Engine 1-12 Place	2-Engine 13+ Place	3+ Engine		2-Engine 1-12 Place	2-Engine 13+ Place	3+ Engine			
Pennsylvania—Cont.																	
Potter	27	11	14	—	—	—	—	—	—	—	—	1	—	—	1	—	—
Schuylkill	80	32	38	2	—	—	—	—	—	—	—	—	—	—	2	1	2
Snyder	30	14	11	1	—	—	—	—	—	—	—	—	—	—	—	—	3
Somerset	64	19	32	7	—	—	—	2	—	—	—	1	—	—	—	1	1
Sullivan	4	3	1	—	—	—	—	—	—	—	—	—	—	—	—	—	—
Susquehann	51	35	13	2	—	—	—	—	—	—	—	—	—	—	—	—	1
Tioga	41	19	20	1	—	—	—	—	—	—	—	—	—	—	1	—	—
Union	20	6	12	—	—	—	—	—	—	—	—	—	—	—	—	1	1
Venango	52	28	19	3	—	—	—	—	1	—	—	1	—	—	—	—	—
Warren	34	9	19	—	—	—	—	—	—	—	—	1	1	—	2	—	1
Washington	179	66	74	15	—	—	—	5	—	—	—	3	—	—	3	6	5
Wayne	82	30	38	9	—	—	—	—	—	—	—	—	—	—	1	—	3
Westmorela	259	94	114	12	—	—	—	3	—	—	1	4	—	—	8	11	10
Wyoming	56	21	32	1	—	—	—	—	—	—	—	—	—	—	2	—	—
York	252	118	107	8	—	—	—	3	1	—	—	3	—	—	2	2	2
Unknown	1	1	—	—	—	—	—	—	—	—	—	—	—	—	—	—	—
Unknown	1	—	1	—	—	—	—	—	—	—	—	—	—	—	—	—	—
State Total	**7625**	**2800**	**3176**	**404**	**174**	**—**	**4**	**113**	**13**	**1**	**5**	**96**	**50**	**9**	**211**	**156**	**413**
Rhode Island																	
Bristol	18	9	8	—	—	—	—	—	—	—	—	—	—	—	—	—	1
Kent	85	22	50	2	—	—	—	—	—	—	—	—	—	—	1	3	1
Newport	62	22	30	2	—	—	—	1	—	—	—	—	—	—	2	2	2
Providence	188	53	83	6	—	—	—	1	1	—	—	9	1	2	1	13	14
Washington	95	29	45	3	—	—	—	—	—	—	—	—	—	—	4	1	6
State Total	**448**	**135**	**216**	**13**	**18**	**—**		**2**	**1**	**—**		**9**	**1**	**2**	**8**	**19**	**24**
South Carolina																	
Abbeville	14	7	6	—	—	—	—	1	—	—	—	—	—	—	—	—	—
Aiken	88	26	43	9	—	—	—	—	—	—	—	1	—	—	3	2	4
Allendale	9	4	5	—	—	—	—	—	—	—	—	—	—	—	—	—	—
Anderson	101	36	46	9	—	—	—	1	—	—	—	2	—	—	3	—	1
Bamberg	13	7	5	1	—	—	—	—	—	—	—	—	—	—	—	—	—
Barnwell	18	7	8	1	—	—	—	—	—	—	—	1	—	—	—	1	—
Beaufort	94	21	39	10	—	—	—	3	—	—	—	—	1	—	2	—	9
Berkeley	42	18	18	4	—	—	—	—	—	—	—	—	—	—	—	—	1
Calhoun	15	7	7	—	—	—	—	—	—	—	—	—	—	—	—	—	1
Charleston	182	50	92	15	—	—	—	5	—	—	1	1	—	1	4	1	2
Cherokee	16	5	8	—	—	—	—	1	1	—	—	—	1	—	—	—	—
Chester	12	3	6	1	—	—	—	—	—	—	—	—	—	—	—	—	2
Chesterfie	17	10	3	2	—	—	—	—	—	—	—	1	—	—	—	—	—
Clarendon	30	10	6	1	—	—	—	—	—	—	—	—	—	—	1	—	12
Colleton	24	5	12	4	—	—	—	3	—	—	—	—	—	—	—	—	—
Darlington	31	9	13	4	—	—	1	2	—	—	—	2	—	—	—	—	—
Dillon	21	15	5	1	—	—	—	—	—	—	—	—	—	—	—	—	—
Dorchester	55	14	32	2	—	—	—	—	—	—	—	—	—	—	4	—	2
Edgefield	8	3	3	—	—	—	—	—	—	—	—	—	—	—	1	—	—
Fairfield	16	5	7	2	—	—	—	—	—	—	—	—	—	—	—	—	—
Florence	78	27	33	10	—	—	—	2	—	—	—	—	—	—	—	—	2
Georgetown	15	6	7	—	—	—	—	—	—	—	—	—	—	—	—	—	1
Greenville	268	69	99	28	—	1	—	17	1	—	—	7	—	—	4	6	27
Greenwood	56	26	22	5	—	—	—	1	—	—	—	—	—	—	2	—	—
Hampton	9	5	3	—	—	—	—	1	—	—	—	—	—	—	—	—	—
Horry	137	53	61	10	—	—	—	3	—	—	—	1	—	—	1	—	3
Jasper	17	9	6	—	—	—	—	—	—	—	—	—	—	—	—	—	2
Kershaw	30	10	16	1	—	—	—	—	—	—	—	—	—	—	—	—	2
Lancaster	38	9	14	—	—	—	—	—	—	—	—	—	—	—	7	—	8

U.S. REGISTERED GENERAL AVIATION AIRCRAFT BY TYPE AND BY REGION OF AIRCRAFT OWNER AS OF DECEMBER 31, 1993

Region	Total	Piston					Turboprop				Turbojet				Rotorcraft		Other
		Single-Engine		Multi-Engine			Single Engine	Multi-Engine			Single Engine	Multi-Engine					
				2-Engine		3+ Engine		2-Engine		3+ Engine		2-Engine		3+ Engine	Piston	Turbo	
		1-3 Place	4+ Place	1-6 Place	7+ Place			1-12 Place	13+ Place			1-12 Place	13+ Place				
South Carolina—Cont.																	
Laurens	30	11	17	1	—	—	—	—	—	—	—	—	—	—	—	—	—
Lee	8	8	—	—	—	—	—	—	—	—	—	—	—	—	—	—	—
Lexington	179	71	65	—	—	—	—	19	—	—	—	8	—	—	4	1	2
Marion	7	3	3	1	—	—	—	—	—	—	—	—	—	—	—	—	—
Marlboro	16	10	4	—	—	—	—	—	—	—	—	—	—	—	2	—	—
Mccormick	2	—	2	—	—	—	—	—	—	—	—	—	—	—	—	—	—
Newberry	16	10	5	—	—	—	—	—	—	—	—	—	—	—	1	—	—
Oconee	63	27	27	3	—	—	—	3	—	—	—	—	—	—	1	—	1
Orangeburg	35	14	17	3	—	—	—	1	—	—	—	—	—	—	—	—	—
Pickens	62	25	25	5	—	—	—	—	—	—	—	1	—	—	1	—	3
Richland	155	45	72	7	—	—	—	2	—	—	—	5	—	1	2	8	2
Saluda	38	5	9	1	—	—	—	—	—	—	—	—	—	—	22	1	—
Spartanbur	96	20	40	13	—	—	—	7	—	—	—	2	1	—	—	—	9
Sumter	53	20	23	1	—	—	—	—	—	—	—	—	—	—	5	—	3
Union	7	2	4	—	—	—	—	—	—	—	—	—	—	—	—	—	—
Williamsbu	21	4	10	2	—	—	—	—	—	—	—	—	—	—	2	1	1
York	81	22	42	7	—	—	—	1	—	—	—	1	—	—	1	1	3
State Total	**2323**	**773**	**990**	**164**	**82**	**1**	**1**	**73**	**2**	**—**	**1**	**33**	**3**	**2**	**73**	**22**	**103**
South Dakota																	
Aurora	6	6	—	—	—	—	—	—	—	—	—	—	—	—	—	—	—
Beadle	38	15	12	5	—	—	1	—	—	—	—	1	—	—	1	—	—
Bennett	16	8	7	—	—	—	—	—	—	—	—	—	—	—	1	—	—
Bon Homme	26	15	7	—	—	—	—	—	—	—	—	—	—	—	—	—	4
Brookings	42	23	16	2	—	—	—	—	—	—	—	—	—	—	1	—	—
Brown	82	30	35	4	—	—	—	1	—	—	—	1	—	1	2	1	1
Brule	17	10	7	—	—	—	—	—	—	—	—	—	—	—	—	—	—
Buffalo	5	5	—	—	—	—	—	—	—	—	—	—	—	—	—	—	—
Butte	29	23	6	—	—	—	—	—	—	—	—	—	—	—	—	—	—
Campbell	6	3	3	—	—	—	—	—	—	—	—	—	—	—	—	—	—
Charles Mi	22	12	8	1	—	—	—	—	—	—	—	—	—	—	—	—	1
Clark	45	36	7	1	—	—	—	—	—	—	—	—	—	—	1	—	—
Clay	41	17	15	6	—	—	—	—	—	—	—	—	—	—	—	—	—
Codington	45	25	14	2	—	—	—	—	—	—	—	—	—	—	2	—	—
Corson	11	6	5	—	—	—	—	—	—	—	—	—	—	—	—	—	—
Custer	16	4	8	—	—	—	—	—	—	—	—	—	—	—	—	—	4
Davison	34	14	11	5	—	—	—	—	—	—	—	1	—	—	—	—	—
Day	13	4	9	—	—	—	—	—	—	—	—	—	—	—	—	—	—
Deuel	4	2	2	—	—	—	—	—	—	—	—	—	—	—	—	—	—
Dewey	16	11	5	—	—	—	—	—	—	—	—	—	—	—	—	—	—
Douglas	3	2	1	—	—	—	—	—	—	—	—	—	—	—	—	—	—
Edmunds	20	18	2	—	—	—	—	—	—	—	—	—	—	—	—	—	—
Fall River	26	12	14	—	—	—	—	—	—	—	—	—	—	—	—	—	—
Faulk	23	15	6	1	—	—	—	—	—	—	—	—	—	—	1	—	—
Grant	19	10	8	—	—	—	—	—	—	—	—	—	—	—	—	—	—
Gregory	16	9	7	—	—	—	—	—	—	—	—	—	—	—	—	—	—
Haakon	18	9	9	—	—	—	—	—	—	—	—	—	—	—	—	—	—
Hamlin	8	4	4	—	—	—	—	—	—	—	—	—	—	—	—	—	—
Hand	27	15	9	1	—	—	—	—	—	—	—	—	—	—	2	—	—
Hanson	1	—	1	—	—	—	—	—	—	—	—	—	—	—	—	—	—
Harding	29	24	4	1	—	—	—	—	—	—	—	—	—	—	—	—	—
Hughes	101	55	30	5	—	—	—	1	—	—	—	—	—	—	1	—	—
Hutchinson	16	10	6	—	—	—	—	—	—	—	—	—	—	—	—	—	—
Hyde	2	2	—	—	—	—	—	—	—	—	—	—	—	—	—	—	—
Jackson	7	6	1	—	—	—	—	—	—	—	—	—	—	—	—	—	—
Jerauld	3	1	2	—	—	—	—	—	—	—	—	—	—	—	—	—	—

U.S. REGISTERED GENERAL AVIATION AIRCRAFT BY TYPE AND BY REGION OF AIRCRAFT OWNER AS OF DECEMBER 31, 1993

Region	Total	Piston					Turboprop				Turbojet				Rotorcraft		Other
		Single-Engine		Multi-Engine			Single Engine	Multi-Engine			Single Engine	Multi-Engine			Piston	Turbo	
		1-3 Place	4+ Place	2-Engine 1-6 Place	2-Engine 7+ Place	3+ Engine		2-Engine 1-12 Place	2-Engine 13+ Place	3+ Engine		2-Engine 1-12 Place	2-Engine 13+ Place	3+ Engine			
South Dakota—Cont.																	
Jones	10	6	4	—	—	—	—	—	—	—	—	—	—	—	—	—	—
Kingsbury	13	5	6	—	—	—	—	—	—	—	—	—	—	—	—	1	—
Lake	28	14	12	1	—	—	—	—	—	—	—	—	—	—	—	—	—
Lawrence	51	25	16	3	—	—	—	—	—	—	—	—	—	—	2	—	3
Lincoln	21	9	4	—	—	—	—	—	—	—	—	—	—	—	—	—	7
Lyman	17	10	7	—	—	—	—	—	—	—	—	—	—	—	—	—	—
Marshall	11	8	3	—	—	—	—	—	—	—	—	—	—	—	—	—	—
Mccook	8	5	3	—	—	—	—	—	—	—	—	—	—	—	—	—	—
Mcpherson	5	3	2	—	—	—	—	—	—	—	—	—	—	—	—	—	—
Meade	58	29	26	1	—	—	—	—	—	—	—	—	—	—	1	—	—
Mellette	10	5	5	—	—	—	—	—	—	—	—	—	—	—	—	—	—
Miner	6	4	2	—	—	—	—	—	—	—	—	—	—	—	—	—	—
Minnehaha	215	73	84	18	—	—	—	5	—	—	—	2	—	—	—	—	24
Moody	5	2	3	—	—	—	—	—	—	—	—	—	—	—	—	—	—
Pennington	170	63	66	12	—	—	1	4	—	—	—	1	—	—	4	—	9
Perkins	37	19	15	2	—	—	—	—	—	—	—	—	—	—	—	—	1
Potter	26	18	6	2	—	—	—	—	—	—	—	—	—	—	—	—	—
Roberts	19	8	9	1	—	—	—	—	—	—	—	—	—	—	1	—	—
Sanborn	12	9	1	1	—	—	—	—	—	—	—	—	—	—	—	—	—
Shannon	3	2	1	—	—	—	—	—	—	—	—	—	—	—	—	—	—
Spink	27	17	7	2	—	—	—	—	—	—	—	—	—	—	1	—	—
Stanley	11	8	3	—	—	—	—	—	—	—	—	—	—	—	—	—	—
Sully	22	15	6	—	—	—	1	—	—	—	—	—	—	—	—	—	—
Todd	1	—	1	—	—	—	—	—	—	—	—	—	—	—	—	—	—
Tripp	16	13	2	—	—	—	—	—	—	—	—	—	—	—	1	—	—
Turner	8	4	3	—	—	—	—	—	—	—	—	—	—	—	1	—	—
Union	15	6	5	—	—	—	—	—	—	—	—	—	—	—	—	—	4
Walworth	22	11	11	—	—	—	—	—	—	—	—	—	—	—	—	—	—
Washabaugh	3	3	—	—	—	—	—	—	—	—	—	—	—	—	—	—	—
Yankton	39	11	17	5	—	—	—	—	—	—	—	—	—	—	1	—	3
Ziebach	4	1	3	—	—	—	—	—	—	—	—	—	—	—	—	—	—
State Total	**1726**	**867**	**614**	**82**	**55**	**—**	**3**	**11**	**—**		**—**	**6**	**—**	**1**	**24**	**2**	**61**
Tennessee																	
Anderson	63	28	30	4	—	—	—	1	—	—	—	—	—	—	—	—	—
Bedford	29	16	11	—	—	—	—	—	—	—	—	—	—	—	1	—	—
Benton	11	4	4	—	—	—	—	2	—	—	—	—	—	—	—	—	—
Bledsoe	1	—	—	1	—	—	—	—	—	—	—	—	—	—	—	—	—
Blount	83	22	43	4	—	—	—	2	—	—	—	2	—	—	5	3	1
Bradley	62	23	20	13	—	—	—	1	—	—	—	1	—	—	3	—	—
Campbell	6	3	2	—	—	—	—	—	—	—	—	—	—	—	—	—	1
Cannon	12	8	3	—	—	—	—	—	—	—	—	—	—	—	1	—	—
Carroll	19	7	10	—	—	—	—	—	—	—	—	—	—	—	2	—	—
Carter	51	7	33	7	—	—	—	2	—	—	—	—	—	—	—	—	2
Cheatham	7	1	4	—	—	—	—	—	—	—	—	1	—	—	—	—	—
Chester	4	1	3	—	—	—	—	—	—	—	—	—	—	—	—	—	—
Claiborne	23	7	10	4	—	—	—	—	—	—	—	—	—	—	—	—	1
Cocke	4	2	2	—	—	—	—	—	—	—	—	—	—	—	—	—	—
Coffee	130	58	53	9	—	—	—	2	—	—	1	1	—	—	—	—	4
Crockett	7	5	1	—	—	—	—	—	—	—	—	—	—	—	1	—	—
Cumberland	35	10	19	4	—	—	—	—	—	—	—	1	—	—	—	—	—
Davidson	391	119	127	54	—	—	1	24	3	—	—	11	—	2	2	11	23
De Kalb	8	—	7	1	—	—	—	—	—	—	—	—	—	—	—	—	—
Decatur	10	2	5	—	—	—	—	2	—	—	—	—	—	—	1	—	—
Dickson	20	7	9	3	—	—	—	—	—	—	—	—	—	—	—	—	—
Dyer	28	15	8	2	—	—	—	—	—	—	—	—	—	—	1	—	1

U.S. REGISTERED GENERAL AVIATION AIRCRAFT BY TYPE AND BY REGION OF AIRCRAFT OWNER AS OF DECEMBER 31, 1993

Region	Total	Piston					Turboprop				Turbojet				Rotorcraft		Other
		Single-Engine		Multi-Engine			Single Engine	Multi-Engine			Single Engine	Multi-Engine			Piston	Turbo	
		1-3 Place	4+ Place	2-Engine 1-6 Place	2-Engine 7+ Place	3+ Engine		2-Engine 1-12 Place	2-Engine 13+ Place	3+ Engine		2-Engine 1-12 Place	2-Engine 13+ Place	3+ Engine			
Tennessee—Cont.																	
Fayette	19	12	4	3	—	—	—	—	—	—	—	—	—	—	—	—	—
Fentress	4	1	2	—	—	—	—	—	—	—	—	—	—	—	—	—	1
Franklin	49	22	21	2	—	—	—	—	—	—	—	—	—	—	1	—	2
Gibson	36	19	13	2	—	—	—	—	—	—	—	—	—	—	—	—	1
Giles	12	7	3	2	—	—	—	—	—	—	—	—	—	—	—	—	—
Grainger	3	1	2	—	—	—	—	—	—	—	—	—	—	—	—	—	—
Greene	41	14	17	4	—	—	—	2	—	—	—	—	—	—	1	—	1
Grundy	4	2	—	—	—	—	—	—	—	—	—	—	—	—	1	—	1
Hamblen	43	18	18	3	—	—	—	—	—	—	—	1	—	—	2	—	—
Hamilton	270	78	97	26	—	—	—	7	—	—	—	11	4	1	9	2	16
Hancock	5	3	2	—	—	—	—	—	—	—	—	—	—	—	—	—	—
Hardeman	68	42	22	3	—	—	—	1	—	—	—	—	—	—	—	—	—
Hardin	16	6	4	1	—	—	—	—	—	—	—	—	—	—	1	—	4
Hawkins	23	12	10	—	—	—	—	—	—	—	—	—	—	—	1	—	—
Haywood	10	3	5	2	—	—	—	—	—	—	—	—	—	—	—	—	—
Henderson	19	9	9	1	—	—	—	—	—	—	—	—	—	—	—	—	—
Henry	25	6	11	2	—	—	—	—	1	—	—	1	—	—	1	—	—
Hickman	7	3	2	1	—	—	—	—	—	—	—	—	—	—	1	—	—
Houston	2	1	1	—	—	—	—	—	—	—	—	—	—	—	—	—	—
Humphreys	11	3	6	—	—	—	—	—	—	—	—	—	—	—	—	—	—
Jackson	5	4	1	—	—	—	—	—	—	—	—	—	—	—	—	—	—
Jefferson	19	7	7	2	—	—	—	—	—	—	—	—	—	—	—	—	—
Johnson	8	3	3	—	—	—	—	—	—	—	—	—	—	—	1	—	1
Knox	285	83	114	43	—	—	3	12	1	—	—	5	—	—	—	2	11
Lake	5	4	1	—	—	—	—	—	—	—	—	—	—	—	—	—	—
Lauderdale	12	3	6	2	—	—	—	1	—	—	—	—	—	—	—	—	—
Lawrence	21	9	8	3	—	—	—	—	—	—	—	—	—	—	1	—	—
Lewis	9	4	5	—	—	—	—	—	—	—	—	—	—	—	—	—	—
Lincoln	20	5	11	1	—	—	—	—	—	—	—	—	—	—	1	1	—
Loudon	17	3	13	1	—	—	—	—	—	—	—	—	—	—	—	—	—
Macon	8	4	2	2	—	—	—	—	—	—	—	—	—	—	—	—	—
Madison	63	21	26	5	—	—	—	3	—	—	—	—	—	—	—	—	2
Marion	26	14	9	1	—	—	—	—	—	—	—	—	—	—	—	—	2
Marshall	24	9	10	5	—	—	—	—	—	—	—	—	—	—	—	—	—
Maury	38	15	14	1	—	—	—	3	—	—	—	—	—	—	1	—	1
Mcminn	32	18	12	1	—	—	—	—	—	—	—	—	—	—	—	—	1
Mcnairy	17	5	6	1	—	—	—	2	—	—	—	—	—	—	—	—	2
Meigs	2	—	2	—	—	—	—	—	—	—	—	—	—	—	—	—	—
Monroe	31	17	9	3	—	—	—	—	—	—	—	—	—	—	1	—	—
Montgomery	78	33	30	8	—	—	—	1	—	—	—	—	—	—	4	—	1
Moore	1	1	—	—	—	—	—	—	—	—	—	—	—	—	—	—	—
Obion	22	9	10	2	—	—	—	1	—	—	—	—	—	—	—	—	—
Overton	8	1	6	—	—	—	—	—	—	—	—	—	—	—	—	—	—
Perry	1	—	1	—	—	—	—	—	—	—	—	—	—	—	—	—	—
Pickett	2	1	1	—	—	—	—	—	—	—	—	—	—	—	—	—	—
Polk	8	5	2	—	—	—	—	—	—	—	—	—	—	—	1	—	—
Putnam	37	10	23	—	—	—	—	—	—	—	—	—	—	—	1	—	—
Rhea	21	4	13	2	—	—	—	1	—	—	—	—	—	—	—	—	—
Roane	28	8	19	1	—	—	—	—	—	—	—	—	—	—	—	—	—
Robertson	44	25	16	2	—	—	—	—	—	—	—	—	—	—	—	—	—
Rutherford	147	55	59	13	—	—	—	4	—	—	—	1	—	—	1	—	9
Scott	10	1	6	—	—	—	—	1	—	—	—	—	1	—	—	—	—
Sequatchie	9	3	5	—	—	—	—	—	—	—	—	—	—	—	—	—	1
Sevier	56	12	24	5	—	—	—	1	—	—	—	—	—	—	2	1	9
Shelby	977	216	318	71	—	—	214	42	7	1	—	13	4	3	12	7	42

U.S. REGISTERED GENERAL AVIATION AIRCRAFT BY TYPE AND BY REGION OF AIRCRAFT OWNER AS OF DECEMBER 31, 1993

Region	Total	Piston					Turboprop				Turbojet				Rotorcraft		Other
		Single-Engine		Multi-Engine			Single Engine	Multi-Engine			Single Engine	Multi-Engine			Piston	Turbo	
		1-3 Place	4+ Place	2-Engine 1-6 Place	2-Engine 7+ Place	3+ Engine		2-Engine 1-12 Place	2-Engine 13+ Place	3+ Engine		2-Engine 1-12 Place	2-Engine 13+ Place	3+ Engine			
Tennessee—Cont.																	
Smith	4	1	3	—	—	—	—	—	—	—	—	—	—	—	—	—	—
Stewart	4	1	3	—	—	—	—	—	—	—	—	—	—	—	—	—	—
Sullivan	128	34	47	7	—	—	—	4	—	—	—	3	2	—	3	20	4
Sumner	63	16	32	8	—	—	—	1	—	—	—	2	—	—	1	1	2
Tipton	42	16	18	4	—	—	—	—	—	—	—	—	—	—	1	—	2
Trousdale	2	1	—	1	—	—	—	—	—	—	—	—	—	—	—	—	—
Unicoi	3	1	1	1	—	—	—	—	—	—	—	—	—	—	—	—	—
Union	9	3	5	1	—	—	—	—	—	—	—	—	—	—	—	—	—
Van Buren	1	—	—	—	—	—	—	—	—	—	—	—	—	—	1	—	—
Warren	42	15	22	1	—	—	—	—	—	—	—	—	—	—	1	—	—
Washington	56	19	21	5	—	—	—	2	—	—	—	1	—	—	1	—	7
Weakley	20	11	9	—	—	—	—	—	—	—	—	—	—	—	—	—	—
White	8	3	4	1	—	—	—	—	—	—	—	—	—	—	—	—	—
Williamson	109	31	41	9	—	—	1	2	—	—	1	2	—	—	—	—	18
Wilson	60	29	24	2	—	—	1	—	—	—	—	2	—	—	—	—	1
Unknown	1	—	—	—	—	—	—	—	—	—	—	—	—	—	—	—	—
State Total	**4314**	**1400**	**1675**	**373**	**136**	**—**	**220**	**127**	**12**	**1**	**2**	**59**	**11**	**6**	**69**	**48**	**175**
Texas																	
Anderson	38	12	23	1	—	—	—	2	—	—	—	—	—	—	—	—	—
Andrews	18	6	11	—	—	—	—	1	—	—	—	—	—	—	—	—	—
Angelina	52	9	27	6	—	—	—	3	1	—	—	1	—	1	1	2	—
Aransas	30	10	11	3	—	—	—	1	—	—	—	—	—	—	2	—	—
Archer	7	5	1	—	—	—	—	—	—	—	—	—	—	—	—	1	—
Armstrong	8	5	2	1	—	—	—	—	—	—	—	—	—	—	—	—	—
Atascosa	31	10	13	4	—	—	—	—	—	—	—	—	—	—	3	—	—
Austin	36	10	16	5	—	—	—	2	—	—	—	—	—	—	1	—	1
Bailey	20	10	8	1	—	—	1	—	—	—	—	—	—	—	—	—	—
Bandera	45	20	18	1	—	—	—	1	—	—	—	1	—	—	2	—	2
Bastrop	32	9	20	1	—	—	—	—	—	—	—	—	—	—	—	—	1
Baylor	20	4	11	3	—	—	—	—	—	—	—	—	—	—	1	—	—
Bee	34	14	16	2	—	—	—	1	—	—	—	1	—	—	—	—	—
Bell	128	55	51	7	—	—	—	1	—	—	—	2	1	—	3	1	4
Bexar	827	283	341	59	—	—	3	17	2	—	1	24	3	2	17	13	24
Blanco	26	13	9	2	—	—	—	—	—	—	—	—	—	—	—	—	2
Borden	1	1	—	—	—	—	—	—	—	—	—	—	—	—	—	—	—
Bosque	28	11	13	2	—	—	—	1	—	—	—	—	—	—	—	—	1
Bowie	114	42	39	10	—	—	—	4	—	—	—	—	1	—	5	—	—
Brazoria	273	123	98	17	—	—	3	3	—	—	—	1	1	—	10	10	4
Brazos	143	47	58	5	—	—	2	7	—	—	—	1	1	—	8	1	9
Brewster	33	1	24	7	—	—	—	—	—	—	—	—	—	—	—	—	—
Briscoe	6	3	3	—	—	—	—	—	—	—	—	—	—	—	—	—	—
Brooks	6	—	2	—	—	—	—	—	—	—	—	—	—	—	2	—	—
Brown	46	24	20	1	—	—	—	—	—	—	—	—	—	—	—	—	—
Burleson	20	8	8	1	—	—	—	—	—	—	—	1	—	—	—	—	—
Burnet	56	16	31	3	—	—	—	3	—	—	—	—	—	—	1	—	2
Caldwell	55	21	30	2	—	—	—	—	—	—	—	—	—	—	1	—	—
Calhoun	58	15	10	—	—	—	—	1	—	—	—	—	—	—	3	29	—
Callahan	9	4	5	—	—	—	—	—	—	—	—	—	—	—	—	—	—
Cameron	263	119	71	29	—	1	—	3	—	—	—	—	—	—	3	—	4
Camp	13	5	6	—	—	—	—	—	1	—	—	—	—	—	—	1	—
Carson	24	14	10	—	—	—	—	—	—	—	—	—	—	—	—	—	—
Cass	31	14	12	4	—	—	—	—	—	—	—	—	—	—	1	—	—
Castro	26	15	8	3	—	—	—	—	—	—	—	—	—	—	—	—	—
Chambers	49	32	12	3	—	—	—	—	—	—	—	—	—	—	—	—	—
Cherokee	40	17	17	3	—	—	—	2	—	—	—	—	—	—	—	—	—

U.S. REGISTERED GENERAL AVIATION AIRCRAFT BY TYPE AND BY REGION OF AIRCRAFT OWNER AS OF DECEMBER 31, 1993

Region	Total	Piston					Turboprop				Turbojet				Rotorcraft		Other
		Single-Engine		Multi-Engine			Single Engine	Multi-Engine			Single Engine	Multi-Engine			Piston	Turbo	
				2-Engine				2-Engine				2-Engine					
		1-3 Place	4+ Place	1-6 Place	7+ Place	3+ Engine		1-12 Place	13+ Place	3+ Engine		1-12 Place	13+ Place	3+ Engine			
Texas—Cont.																	
Childress	7	4	3	—	—	—	—	—	—	—	—	—	—	—	—	—	—
Clay	8	2	4	1	—	—	—	—	—	—	—	—	—	—	—	—	—
Cochran	16	8	6	1	—	—	—	—	—	—	—	—	—	—	—	—	—
Coke	5	5	—	—	—	—	—	—	—	—	—	—	—	—	—	—	—
Coleman	34	18	11	2	—	—	—	—	—	—	2	1	—	—	—	—	—
Collin	406	133	198	25	—	—	1	3	—	—	—	—	1	1	7	2	32
Collingswo	10	5	5	—	—	—	—	—	—	—	—	—	—	—	—	—	—
Colorado	34	20	11	—	—	—	—	2	—	—	—	—	—	—	—	—	—
Comal	42	17	25	—	—	—	—	—	—	—	—	—	—	—	—	—	—
Comanche	22	12	8	1	—	—	—	1	—	—	—	—	—	—	—	—	—
Concho	3	1	—	—	—	—	—	1	—	—	—	—	—	—	1	—	—
Cooke	49	21	19	5	—	—	—	—	—	—	—	—	—	—	1	—	1
Coryell	26	12	12	—	—	—	—	—	—	—	—	—	—	—	—	—	1
Cottle	6	5	1	—	—	—	—	—	—	—	—	—	—	—	—	—	—
Crane	6	3	3	—	—	—	—	—	—	—	—	—	—	—	—	—	—
Crockett	36	13	21	—	—	—	—	—	—	—	—	1	—	—	1	—	—
Crosby	23	15	8	—	—	—	—	—	—	—	—	—	—	—	—	—	—
Culberson	4	—	3	1	—	—	—	—	—	—	—	—	—	—	—	—	—
Dallam	55	23	21	5	—	—	1	1	—	—	—	—	—	—	1	—	2
Dallas	2277	652	867	195	—	—	5	72	12	—	6	84	55	6	34	103	86
Dawson	43	17	17	3	—	—	2	1	—	—	—	—	—	—	—	1	—
De Witt	3	3	—	—	—	—	—	—	—	—	—	—	—	—	—	—	—
Deaf Smith	41	22	17	2	—	—	—	—	—	—	—	—	—	—	—	—	—
Delta	6	2	4	—	—	—	—	—	—	—	—	—	—	—	—	—	—
Denton	527	242	204	39	—	—	—	3	—	—	1	2	—	—	8	2	18
Dickens	3	2	1	—	—	—	—	—	—	—	—	—	—	—	—	—	—
Dimmit	8	1	5	—	—	—	—	1	—	—	—	1	—	—	—	—	—
Donley	12	4	7	—	—	—	—	1	—	—	—	—	—	—	—	—	—
Duval	9	3	5	—	—	—	—	—	—	—	—	—	—	—	—	—	—
Eastland	46	17	22	4	—	—	—	—	—	—	—	—	—	—	—	—	3
Ector	165	42	88	7	—	—	—	3	—	—	—	2	—	—	1	—	18
Edwards	4	1	3	—	—	—	—	—	—	—	—	—	—	—	—	—	—
El Paso	478	124	203	40	—	—	—	7	2	—	—	6	2	1	11	43	20
Ellis	144	53	56	16	—	—	—	—	—	—	—	—	—	—	—	2	16
Erath	42	16	17	7	—	—	—	1	—	—	—	—	—	—	—	—	1
Falls	7	3	4	—	—	—	—	—	—	—	—	—	—	—	—	—	—
Fannin	46	27	19	—	—	—	—	—	—	—	—	—	—	—	—	—	—
Fayette	19	5	11	1	—	—	—	1	—	—	—	—	—	—	1	—	—
Fisher	17	9	5	2	—	—	1	—	—	—	—	—	—	—	—	—	—
Floyd	17	5	9	3	—	—	—	—	—	—	—	—	—	—	—	—	—
Fort Bend	168	52	70	11	—	—	2	2	—	—	—	2	2	—	3	1	20
Franklin	20	14	5	1	—	—	—	—	—	—	—	—	—	—	—	—	—
Freestone	7	4	3	—	—	—	—	—	—	—	—	—	—	—	—	—	—
Frio	18	9	5	2	—	—	—	—	—	—	—	—	—	—	2	—	—
Gaines	39	17	16	1	—	—	3	—	—	—	—	—	—	—	2	—	—
Galveston	270	90	128	26	—	—	—	3	—	—	—	—	—	—	7	1	3
Garza	16	9	5	1	—	—	—	—	—	—	—	—	—	—	—	1	—
Gillespie	30	8	14	4	—	—	—	—	—	—	—	—	—	—	3	—	1
Glasscock	10	4	6	—	—	—	—	—	—	—	—	—	—	—	—	—	—
Goliad	5	2	3	—	—	—	—	—	—	—	—	—	—	—	—	—	—
Gonzales	7	1	4	2	—	—	—	—	—	—	—	—	—	—	—	—	—
Gray	33	11	17	3	—	—	—	1	—	—	—	—	—	—	—	—	—
Grayson	176	91	71	3	—	—	—	—	—	—	—	1	—	—	3	—	3
Gregg	154	42	73	12	—	—	—	5	1	—	1	1	—	—	4	—	13
Grimes	23	9	12	2	—	—	—	—	—	—	—	—	—	—	—	—	—

U.S. REGISTERED GENERAL AVIATION AIRCRAFT BY TYPE AND BY REGION OF AIRCRAFT OWNER AS OF DECEMBER 31, 1993

Region	Total	Piston					Turboprop				Turbojet				Rotorcraft		Other
		Single-Engine		Multi-Engine			Single Engine	Multi-Engine			Single Engine	Multi-Engine			Piston	Turbo	
		1-3 Place	4+ Place	2-Engine 1-6 Place	2-Engine 7+ Place	3+ Engine		2-Engine 1-12 Place	2-Engine 13+ Place	3+ Engine		2-Engine 1-12 Place	2-Engine 13+ Place	3+ Engine			
Texas—Cont.																	
Guadalupe	97	54	33	9	—	—	1	—	—	—	—	—	—	—	—	—	—
Hale	101	43	42	7	—	—	1	1	—	—	—	—	—	—	—	—	2
Hall	6	2	4	—	—	—	—	—	—	—	—	—	—	—	—	—	—
Hamilton	30	8	20	1	—	—	—	—	—	—	—	—	—	—	—	—	1
Hansford	30	14	14	—	—	—	—	—	—	—	—	—	—	—	—	—	1
Hardeman	31	19	9	2	—	—	—	—	—	—	—	—	—	1	—	—	—
Hardin	21	9	7	1	—	—	—	1	—	—	—	—	—	—	1	—	2
Harris	2311	666	918	169	—	4	2	58	19	1	2	90	45	10	51	71	110
Harrison	55	16	28	4	—	—	1	2	—	—	—	1	—	—	1	—	—
Hartley	3	1	1	—	—	—	—	—	—	—	—	—	—	—	—	—	—
Haskell	10	3	5	—	—	—	1	—	—	—	—	—	—	—	—	—	1
Hays	80	28	33	1	—	—	—	2	1	—	—	3	1	—	2	2	3
Hemphill	10	—	6	2	—	—	—	—	—	—	—	—	—	—	2	—	—
Henderson	44	21	14	3	—	—	—	1	—	—	—	1	—	—	1	—	—
Hidalgo	335	115	120	35	—	—	2	5	—	1	1	3	—	1	1	1	1
Hill	33	17	13	1	—	—	—	1	—	—	—	—	—	—	—	—	—
Hockley	37	25	9	1	—	—	—	1	—	—	—	—	—	—	1	—	—
Hood	76	28	41	3	—	—	—	—	—	—	—	—	—	—	1	—	2
Hopkins	31	11	15	2	—	—	—	—	—	—	—	—	—	—	—	1	—
Houston	45	18	25	1	—	—	—	—	—	—	—	—	—	—	—	—	1
Howard	78	29	26	5	—	—	—	2	—	—	—	2	—	—	2	—	—
Hudspeth	4	3	1	—	—	—	—	—	—	—	—	—	—	—	—	—	—
Hunt	84	31	39	3	—	1	1	—	—	—	—	1	—	—	1	—	5
Hutchinson	26	6	15	2	—	—	—	—	—	—	—	—	—	—	1	—	—
Irion	5	2	1	—	—	—	—	—	—	—	—	—	—	—	2	—	—
Jack	11	8	3	—	—	—	—	—	—	—	—	—	—	—	—	—	—
Jackson	33	20	7	—	—	—	6	—	—	—	—	—	—	—	—	—	—
Jasper	19	5	12	1	—	—	—	—	—	—	—	—	—	—	—	—	—
Jeff Davis	19	2	14	1	—	—	—	—	—	—	—	—	—	—	—	1	1
Jefferson	178	69	72	14	—	—	—	2	—	—	—	2	—	—	6	5	3
Jim Hogg	7	2	2	—	—	—	—	—	—	—	—	—	—	—	1	1	1
Jim Wells	48	9	10	1	—	—	—	—	—	—	—	—	—	—	27	—	—
Johnson	142	63	61	7	—	—	—	4	—	—	—	—	—	—	4	—	2
Jones	40	20	17	1	—	—	—	—	—	—	—	—	—	—	—	—	1
Karnes	20	—	19	—	—	—	—	—	—	—	—	—	—	—	—	—	—
Kaufman	79	30	37	2	—	—	1	1	—	—	—	—	—	—	4	—	2
Kendall	55	22	23	2	—	—	—	2	—	—	—	1	—	—	—	—	4
Kenedy	1	—	1	—	—	—	—	—	—	—	—	—	—	—	—	—	—
Kent	1	—	1	—	—	—	—	—	—	—	—	—	—	—	—	—	—
Kerr	85	25	47	2	—	—	—	2	1	—	—	1	—	—	2	—	3
Kimble	16	6	6	2	—	—	—	—	—	—	—	—	—	—	—	—	—
King	1	—	—	1	—	—	—	—	—	—	—	—	—	—	—	—	—
Kinney	10	2	4	1	—	—	—	—	—	—	—	—	—	—	3	—	—
Kleberg	25	13	8	—	—	—	2	—	—	—	—	—	—	—	2	—	—
Knox	14	9	4	1	—	—	—	—	—	—	—	—	—	—	—	—	—
La Salle	12	2	4	1	—	—	—	1	—	—	—	—	—	—	3	—	—
Lamar	68	35	28	2	—	—	—	—	—	—	—	—	—	—	1	—	—
Lamb	37	15	13	4	—	—	—	—	—	—	—	—	—	—	—	—	4
Lampasas	44	14	26	3	—	—	—	—	—	—	—	—	—	—	—	—	—
Lavaca	11	4	6	—	—	—	—	—	—	—	—	—	—	—	1	—	—
Lee	4	1	3	—	—	—	—	—	—	—	—	—	—	—	—	—	—
Leon	31	10	20	—	—	—	—	—	—	—	—	—	1	—	—	—	—
Liberty	50	26	17	2	—	—	—	—	—	—	—	—	—	—	4	—	—
Limestone	11	2	4	1	—	—	—	1	1	2	—	—	—	—	—	—	—
Lipscomb	16	8	8	—	—	—	—	—	—	—	—	—	—	—	—	—	—

U.S. REGISTERED GENERAL AVIATION AIRCRAFT BY TYPE AND BY REGION OF AIRCRAFT OWNER AS OF DECEMBER 31, 1993

Region	Total	Piston					Turboprop				Turbojet				Rotorcraft		Other
		Single-Engine		Multi-Engine			Single Engine	Multi-Engine			Single Engine	Multi-Engine			Piston	Turbo	
				2-Engine		3+ Engine		2-Engine		3+ Engine		2-Engine		3+ Engine			
		1-3 Place	4+ Place	1-6 Place	7+ Place			1-12 Place	13+ Place			1-12 Place	13+ Place				
Texas—Cont.																	
Live Oak	6	1	2	1	—	—	—	—	—	—	—	—	—	—	—	1	—
Llano	49	28	18	3	—	—	—	—	—	—	—	—	—	—	—	—	—
Lubbock	252	63	104	22	—	—	3	3	—	—	1	4	—	—	2	1	29
Lynn	11	7	4	—	—	—	—	—	—	—	—	—	—	—	—	—	—
Madison	6	2	4	—	—	—	—	—	—	—	—	—	—	—	—	—	—
Marion	7	5	2	—	—	—	—	—	—	—	—	—	—	—	—	—	—
Martin	9	2	7	—	—	—	—	—	—	—	—	—	—	—	—	—	—
Mason	3	—	2	—	—	—	—	—	—	—	—	—	—	—	1	—	—
Matagorda	43	21	20	—	—	—	—	—	—	—	—	—	—	—	1	—	—
Maverick	20	3	12	1	—	—	—	—	—	—	—	—	1	—	1	—	—
Mcculloch	11	—	7	1	—	—	—	—	—	—	—	—	—	—	2	—	—
Mclennan	231	114	81	10	—	—	—	7	—	—	1	1	—	1	5	—	3
Mcmullen	6	2	3	—	—	—	—	—	—	—	—	—	—	—	1	—	—
Medina	64	26	29	3	—	—	—	1	—	—	—	—	—	—	1	—	—
Menard	7	4	3	—	—	—	—	—	—	—	—	—	—	—	—	—	—
Midland	410	156	137	38	—	5	—	9	1	—	—	12	1	1	10	2	10
Milam	28	14	11	1	—	—	—	1	—	—	—	—	—	—	—	—	—
Mills	4	1	3	—	—	—	—	—	—	—	—	—	—	—	—	—	—
Mitchell	8	3	5	—	—	—	—	—	—	—	—	—	—	—	—	—	—
Montague	17	6	9	1	—	—	—	—	—	—	—	—	—	—	—	—	—
Montgomery	189	62	90	8	—	—	1	5	—	—	—	2	—	—	6	2	4
Moore	30	12	15	1	—	—	—	—	—	—	—	—	—	—	—	—	—
Morris	5	1	3	—	—	—	—	1	—	—	—	—	—	—	—	—	—
Motley	2	1	1	—	—	—	—	—	—	—	—	—	—	—	—	—	—
Nacogdoche	52	22	26	1	—	—	—	1	—	—	—	—	—	—	1	—	1
Navarro	48	20	22	1	—	—	—	2	—	—	—	—	—	—	—	1	—
Newton	3	1	1	1	—	—	—	—	—	—	—	—	—	—	—	—	—
Nolan	16	4	10	—	—	—	—	1	—	—	—	—	—	—	—	—	—
Nueces	196	61	78	18	—	1	3	6	—	—	1	3	—	—	3	1	4
Ochiltree	34	9	22	1	—	—	—	1	—	—	—	—	—	—	1	—	—
Oldham	28	19	8	—	—	—	—	1	—	—	—	—	—	—	—	—	—
Orange	41	15	22	1	—	—	—	—	—	—	—	—	—	—	1	—	2
Palo Pinto	71	23	24	4	—	—	—	2	—	—	—	—	—	—	15	1	—
Panola	22	10	9	1	—	—	—	—	—	—	—	—	—	—	—	—	—
Parker	131	52	64	8	—	—	—	—	—	—	—	—	—	—	4	1	—
Parmer	32	21	8	1	—	—	—	—	—	—	—	—	—	—	1	—	—
Pecos	50	21	19	2	—	—	—	1	—	—	—	—	—	—	—	—	2
Polk	25	13	10	1	—	—	—	—	—	—	—	—	—	—	—	—	—
Potter	229	69	112	11	—	—	—	6	—	—	2	2	—	—	3	3	13
Presidio	16	4	10	—	—	—	—	1	—	—	—	—	—	—	1	—	—
Rains	2	2	—	—	—	—	—	—	—	—	—	—	—	—	—	—	—
Randall	46	17	23	1	—	—	—	—	—	—	—	—	—	—	2	—	2
Reagan	15	8	5	—	—	—	—	—	—	—	—	—	—	—	2	—	—
Real	8	3	3	—	—	—	—	—	—	—	—	1	—	—	—	—	—
Red River	26	18	8	—	—	—	—	—	—	—	—	—	—	—	—	—	—
Reeves	49	29	16	1	—	—	—	2	—	—	—	—	—	—	—	—	1
Refugio	37	16	9	2	—	—	—	—	—	—	—	—	—	—	2	—	7
Roberts	4	1	3	—	—	—	—	—	—	—	—	—	—	—	—	—	—
Robertson	27	12	10	1	—	—	—	—	—	—	—	—	—	—	2	1	1
Rockwall	61	22	28	6	—	—	—	1	—	—	—	—	—	—	—	—	3
Runnels	20	12	8	—	—	—	—	—	—	—	—	—	—	—	—	—	—
Rusk	30	10	17	2	—	—	—	1	—	—	—	—	—	—	—	—	—
Sabine	6	—	5	—	—	—	—	—	—	—	—	—	—	—	—	—	1
San August	5	—	5	—	—	—	—	—	—	—	—	—	—	—	—	—	—
San Jacint	6	3	2	1	—	—	—	—	—	—	—	—	—	—	—	—	—

U.S. REGISTERED GENERAL AVIATION AIRCRAFT BY TYPE AND BY REGION OF AIRCRAFT OWNER AS OF DECEMBER 31, 1993

Region	Total	Piston					Turboprop				Turbojet				Rotorcraft		Other
		Single-Engine		Multi-Engine			Single Engine	Multi-Engine			Single Engine	Multi-Engine			Piston	Turbo	
				2-Engine		3+ Engine		2-Engine		3+ Engine		2-Engine		3+ Engine			
		1-3 Place	4+ Place	1-6 Place	7+ Place			1-12 Place	13+ Place			1-12 Place	13+ Place				
Texas—Cont.																	
San Patric	61	22	28	6	—	—	—	—	—	—	—	—	—	—	1	2	—
San Saba	4	2	2	—	—	—	—	—	—	—	—	—	—	—	—	—	—
Schleicher	5	3	2	—	—	—	—	—	—	—	—	—	—	—	—	—	—
Scurry	33	8	19	2	—	—	—	1	—	—	1	—	—	—	1	—	—
Shackelfor	11	2	8	—	—	—	—	—	—	—	—	—	—	—	—	—	1
Shelby	16	4	11	1	—	—	—	—	—	—	—	—	—	—	—	—	—
Sherman	14	5	9	—	—	—	—	—	—	—	—	—	—	—	—	—	—
Smith	199	37	101	18	—	—	1	13	—	—	—	11	1	—	1	2	7
Somervell	9	7	2	—	—	—	—	—	—	—	—	—	—	—	—	—	—
Starr	6	2	1	1	—	—	—	—	—	—	—	—	—	—	1	—	—
Stephens	32	15	9	4	—	—	—	1	—	—	1	—	—	—	1	—	—
Sterling	4	—	2	—	—	—	—	—	—	—	—	—	—	—	2	—	—
Stonewall	6	4	1	1	—	—	—	—	—	—	—	—	—	—	—	—	—
Sutton	14	3	6	1	—	—	—	1	—	—	—	—	—	—	2	—	—
Swisher	44	22	17	—	—	—	—	1	—	—	—	3	—	—	1	—	—
Tarrant	1791	578	751	142	—	1	—	28	2	—	2	30	9	4	27	105	66
Taylor	166	50	86	14	—	—	—	3	—	—	—	1	—	—	—	—	3
Terrell	4	2	—	1	—	—	—	—	—	—	—	—	—	—	—	1	—
Terry	32	19	9	1	—	—	—	1	—	—	—	—	—	—	—	—	1
Throckmort	3	—	1	1	—	—	—	—	—	—	—	—	—	—	1	—	—
Titus	26	4	15	4	—	—	—	1	—	—	—	—	—	—	1	—	—
Tom Green	147	51	69	7	—	—	—	4	—	—	—	—	4	—	4	—	4
Travis	675	165	304	54	—	—	—	26	3	—	17	10	—	—	9	6	57
Trinity	5	4	1	—	—	—	—	—	—	—	—	—	—	—	—	—	—
Tyler	5	2	3	—	—	—	—	—	—	—	—	—	—	—	—	—	—
Upshur	26	8	17	—	—	—	—	—	—	—	—	—	—	—	1	—	—
Upton	9	4	3	—	—	—	—	—	—	—	—	—	—	—	1	—	1
Uvalde	74	32	24	3	—	—	—	2	—	—	—	2	—	—	5	1	2
Val Verde	57	13	29	2	—	—	—	2	—	—	—	—	—	—	3	—	1
Van Zandt	48	16	14	1	—	—	—	—	—	—	—	—	—	—	16	—	—
Victoria	109	38	45	7	—	—	—	3	1	—	—	—	1	—	2	5	4
Walker	32	14	16	1	—	—	—	—	—	—	—	—	—	—	—	—	—
Waller	62	31	23	5	—	—	—	—	—	—	—	—	—	—	1	—	—
Ward	26	9	11	3	—	—	—	1	—	—	—	—	—	—	—	—	1
Washington	25	11	11	1	—	—	—	—	—	—	—	1	—	—	—	—	—
Webb	81	17	25	8	—	1	—	2	1	—	—	9	—	—	10	1	—
Wharton	111	81	21	4	—	—	3	1	—	—	—	—	—	—	1	—	—
Wheeler	6	3	3	—	—	—	—	—	—	—	—	—	—	—	—	—	—
Wichita	207	74	83	14	—	—	—	9	—	—	—	2	—	—	5	1	4
Wilbarger	65	34	17	1	—	—	2	1	—	—	—	1	—	—	8	1	—
Willacy	36	24	9	1	—	—	2	—	—	—	—	—	—	—	—	—	—
Williamson	178	76	69	11	—	—	1	6	—	—	—	2	1	—	2	—	8
Wilson	28	12	8	3	—	—	—	—	—	—	—	—	—	—	—	—	—
Winkler	8	1	3	2	—	—	—	1	—	—	—	—	—	—	—	—	—
Wise	115	53	44	12	—	—	—	1	—	—	—	—	—	—	—	—	2
Wood	50	29	16	2	—	—	—	—	—	—	—	—	—	—	—	1	—
Yoakum	23	11	8	2	—	—	—	—	—	—	—	—	—	—	—	—	2
Young	41	13	20	2	—	—	2	—	—	—	—	—	—	—	1	—	—
Zapata	5	1	4	—	—	—	—	—	—	—	—	—	—	—	—	—	—
Zavala	17	8	6	1	—	—	—	—	—	—	—	—	—	—	1	—	—
Unknown	2	1	1	—	—	—	—	—	—	—	—	—	—	—	—	—	—
Unknown	1	—	1	—	—	—	—	—	—	—	—	—	—	—	—	—	—
Unknown	1	—	1	—	—	—	—	—	—	—	—	—	—	—	—	—	—
State Total	**20508**	**7204**	**8474**	**1414**	**761**	**14**	**60**	**411**	**49**	**4**	**40**	**335**	**132**	**29**	**456**	**436**	**689**
Utah																	
Beaver	9	2	4	—	—	—	—	—	—	—	—	—	—	—	3	—	—

U.S. REGISTERED GENERAL AVIATION AIRCRAFT BY TYPE AND BY REGION OF AIRCRAFT OWNER AS OF DECEMBER 31, 1993

Region	Total	Piston					Turboprop				Turbojet				Rotorcraft		Other
		Single-Engine		Multi-Engine			Single Engine	Multi-Engine			Single Engine	Multi-Engine			Piston	Turbo	
				2-Engine		3+ Engine		2-Engine		3+ Engine		2-Engine		3+ Engine			
		1-3 Place	4+ Place	1-6 Place	7+ Place			1-12 Place	13+ Place			1-12 Place	13+ Place				
Utah—Cont.																	
Box Elder	68	26	33	1	—	—	—	3	—	—	—	—	—	—	4	—	—
Cache	75	22	42	3	—	—	—	2	—	—	—	—	—	—	2	2	1
Carbon	17	7	10	—	—	—	—	—	—	—	—	—	—	—	—	—	—
Daggett	2	1	1	—	—	—	—	—	—	—	—	—	—	—	—	—	—
Davis	165	50	96	5	—	—	—	3	2	—	—	—	—	—	2	1	4
Duchesne	30	8	14	3	—	—	—	—	—	—	—	—	—	—	3	1	1
Emery	21	3	18	—	—	—	—	—	—	—	—	—	—	—	—	—	—
Garfield	15	3	11	—	—	—	—	—	—	—	—	—	—	—	—	—	—
Grand	13	6	6	1	—	—	—	—	—	—	—	—	—	—	—	—	—
Iron	48	16	23	6	—	—	—	—	—	—	—	—	—	—	1	1	1
Juab	8	1	7	—	—	—	—	—	—	—	—	—	—	—	—	—	—
Kane	18	6	9	2	—	—	—	—	—	—	—	—	—	—	—	—	—
Millard	15	7	8	—	—	—	—	—	—	—	—	—	—	—	—	—	—
Morgan	19	8	4	1	—	—	—	—	—	—	—	—	—	—	—	—	6
Rich	4	1	3	—	—	—	—	—	—	—	—	—	—	—	—	—	—
Salt Lake	739	169	324	46	—	2	—	18	24	—	3	18	23	5	15	27	33
San Juan	13	3	10	—	—	—	—	—	—	—	—	—	—	—	—	—	—
San Pete	14	4	7	—	—	—	—	—	—	—	—	—	—	—	1	—	1
Sevier	12	4	7	1	—	—	—	—	—	—	—	—	—	—	—	—	—
Summit	60	12	19	6	—	—	—	—	—	—	—	1	—	—	1	—	18
Tooele	25	8	13	2	—	—	—	—	—	—	—	—	—	—	1	1	—
Uintah	33	10	19	2	—	—	—	—	—	—	—	—	—	—	—	—	2
Utah	242	45	84	14	—	—	—	7	5	—	—	1	—	—	5	59	20
Wasatch	25	8	12	—	—	—	—	—	—	—	—	—	—	—	—	—	5
Washington	97	31	47	13	—	—	—	—	—	—	—	—	—	—	—	—	—
Wayne	5	2	3	—	—	—	—	—	—	—	—	—	—	—	—	—	—
Weber	165	53	86	5	—	—	—	—	1	1	2	3	—	—	1	1	7
State Total	**1957**	**516**	**920**	**111**	**55**	**2**	**—**	**33**	**32**	**1**	**5**	**23**	**23**	**5**	**39**	**93**	**99**
Vermont																	
Addison	62	21	33	2	—	—	—	—	1	—	—	1	—	—	—	—	2
Bennington	64	25	22	6	—	—	—	1	—	—	—	—	—	—	2	—	1
Caledonia	25	7	17	—	—	—	—	—	—	—	—	—	—	—	—	—	1
Chittenden	201	59	79	9	—	—	—	6	—	—	3	13	4	—	5	4	14
Essex	5	2	2	—	—	—	—	—	—	—	—	—	—	—	—	—	—
Franklin	33	21	9	—	—	—	—	—	—	—	—	—	—	—	—	—	—
Grand Isle	15	8	7	—	—	—	—	—	—	—	—	—	—	—	—	—	—
Lamoille	38	14	13	1	—	—	—	1	—	—	—	—	—	—	—	1	8
Orange	25	9	8	—	—	—	—	—	—	—	—	—	—	—	—	—	8
Orleans	28	15	8	2	—	—	—	—	—	—	—	—	—	—	—	—	3
Rutland	54	22	26	4	—	—	—	—	—	—	—	—	—	—	1	—	1
Washington	94	37	37	3	—	—	—	—	—	—	—	—	—	—	1	—	15
Windham	52	16	30	2	—	—	—	—	—	—	—	1	—	—	3	—	—
Windsor	72	27	29	1	—	—	—	1	—	—	1	—	—	—	—	1	10
State Total	**768**	**283**	**320**	**30**	**21**	**—**		**9**	**1**	**—**	**4**	**15**	**4**	**—**	**12**	**6**	**63**
Virginia																	
Accomac	48	17	22	2	—	—	—	1	1	2	—	2	—	—	—	1	—
Albemarle	22	5	8	3	—	—	—	1	—	—	—	—	—	—	—	2	3
Alexandria	147	39	75	16	—	—	—	1	—	—	1	3	1	—	—	1	4
Amelia	7	4	2	1	—	—	—	—	—	—	—	—	—	—	—	—	—
Amherst	10	1	8	—	—	—	—	—	—	—	—	—	—	—	1	—	—
Appomattox	4	1	2	—	—	—	—	—	—	—	—	1	—	—	—	—	—
Arlington	131	39	56	7	—	—	—	2	2	—	—	—	7	1	—	7	8
Augusta	21	5	11	4	—	—	—	—	—	—	—	—	—	—	—	—	1
Bath	5	—	3	—	—	—	—	1	—	—	—	—	—	—	—	1	—
Bedford	56	27	22	3	—	—	—	1	1	—	—	1	—	—	—	—	1

U.S. REGISTERED GENERAL AVIATION AIRCRAFT BY TYPE AND BY REGION OF AIRCRAFT OWNER AS OF DECEMBER 31, 1993

Region	Total	Piston					Turboprop				Turbojet				Rotorcraft		Other
		Single-Engine		Multi-Engine			Single Engine	Multi-Engine			Single Engine	Multi-Engine			Piston	Turbo	
		1-3 Place	4+ Place	2-Engine 1-6 Place	2-Engine 7+ Place	3+ Engine		2-Engine 1-12 Place	2-Engine 13+ Place	3+ Engine		2-Engine 1-12 Place	2-Engine 13+ Place	3+ Engine			
Virginia—Cont.																	
Bedford	6	3	1	—	—	—	—	—	—	—	—	—	—	—	2	—	—
Bland	3	—	3	—	—	—	—	—	—	—	—	—	—	—	—	—	—
Botetourt	38	9	8	—	—	—	—	—	—	—	—	1	—	—	10	4	6
Bristol	22	9	4	1	—	—	—	2	—	—	—	1	1	—	1	2	—
Brunswick	6	3	3	—	—	—	—	—	—	—	—	—	—	—	—	—	—
Buchanan	9	3	2	2	—	—	—	—	—	—	—	—	—	—	—	1	—
Buckingham	3	—	2	—	—	—	—	1	—	—	—	—	—	—	—	—	—
Campbell	16	6	7	2	—	—	—	—	—	—	—	—	—	—	—	1	—
Caroline	4	1	2	—	—	—	—	—	—	—	—	—	—	—	—	—	1
Carroll	3	—	3	—	—	—	—	—	—	—	—	—	—	—	—	—	—
Charlotte	9	2	6	—	—	—	—	—	—	—	—	—	—	—	—	—	1
Charolotte	64	19	22	4	—	—	1	1	—	—	—	2	—	—	—	—	12
Chesapeake	106	42	43	9	—	—	—	3	—	—	—	—	—	—	4	—	—
Chesterfie	47	14	23	6	—	—	—	—	—	—	—	—	—	—	2	—	2
Clarke	6	1	4	—	—	—	—	—	—	—	—	—	—	—	—	—	—
Clifton Fo	3	1	2	—	—	—	—	—	—	—	—	—	—	—	—	—	—
Colonial H	3	1	1	—	—	—	—	—	—	—	—	—	—	—	—	—	1
Covington	3	1	1	—	—	—	—	—	—	—	—	—	—	—	—	—	1
Craig	4	1	1	—	—	—	—	—	—	—	—	—	—	—	1	—	1
Culpeper	39	17	15	—	—	—	—	1	2	—	—	1	—	—	—	—	3
Cumberland	5	2	3	—	—	—	—	—	—	—	—	—	—	—	—	—	—
Danville	39	11	21	1	—	—	—	1	—	—	—	1	—	—	2	—	1
Dickenson	6	1	2	—	—	—	—	—	—	—	—	—	—	—	2	1	—
Dinwiddie	4	4	—	—	—	—	—	—	—	—	—	—	—	—	—	—	—
Emporia	5	1	2	—	—	—	—	—	—	—	—	—	—	—	—	—	2
Essex	11	2	4	—	—	—	—	1	—	—	—	1	—	—	—	1	—
Fairfax	145	33	69	7	—	—	—	3	12	1	—	2	1	—	1	—	12
Fairfax	323	101	159	15	—	—	—	2	2	—	1	3	1	—	7	5	22
Falls Chur	59	15	29	5	—	—	—	1	—	—	—	2	1	—	2	—	3
Fauquier	83	48	21	4	—	—	—	1	—	1	—	—	1	—	—	—	7
Floyd	6	3	3	—	—	—	—	—	—	—	—	—	—	—	—	—	—
Fluvanna	10	1	7	1	—	—	—	—	—	—	—	—	—	—	1	—	—
Franklin	16	6	8	—	—	—	—	—	—	—	—	—	—	—	1	—	1
Franklin	4	1	1	1	—	—	—	1	—	—	—	—	—	—	—	—	—
Frederick	11	4	5	1	—	—	—	—	—	—	—	—	—	—	1	—	—
Fredericks	57	22	25	5	—	—	—	—	—	—	—	—	—	—	2	—	3
Galax	5	—	5	—	—	—	—	—	—	—	—	—	—	—	—	—	—
Giles	5	1	4	—	—	—	—	—	—	—	—	—	—	—	—	—	—
Gloucester	31	11	16	1	—	—	—	1	—	—	—	—	—	—	—	—	2
Goochland	5	1	3	—	—	—	—	—	—	—	—	—	—	—	—	—	—
Grayson	1	—	1	—	—	—	—	—	—	—	—	—	—	—	—	—	—
Greene	4	2	2	—	—	—	—	—	—	—	—	—	—	—	—	—	—
Halifax	15	9	5	1	—	—	—	—	—	—	—	—	—	—	—	—	—
Hampton	75	23	27	7	—	—	2	2	—	—	—	3	1	—	—	3	5
Hanover	74	23	34	3	—	—	—	—	—	—	—	3	—	—	—	—	10
Harrisonbu	45	21	18	5	—	—	—	—	—	—	—	—	—	—	—	—	1
Henrico	59	12	29	6	—	—	—	2	—	—	—	3	—	—	—	2	2
Henry	35	16	16	2	—	—	—	—	—	—	—	1	—	—	—	—	—
Hopewell	10	5	5	—	—	—	—	—	—	—	—	—	—	—	—	—	—
Isle Of Wi	20	6	3	1	—	—	—	—	—	—	—	1	—	—	1	—	8
James City	3	1	1	—	—	—	—	—	—	—	—	—	—	—	—	—	1
King And Q	1	—	1	—	—	—	—	—	—	—	—	—	—	—	—	—	—
King Georg	10	5	4	—	—	—	—	—	—	—	—	—	—	—	1	—	—
King Willi	9	3	5	—	—	—	—	—	—	—	—	—	—	—	—	—	—
Lancaster	32	12	16	2	—	—	—	—	1	—	—	—	—	—	—	—	—

U.S. REGISTERED GENERAL AVIATION AIRCRAFT BY TYPE AND BY REGION OF AIRCRAFT OWNER AS OF DECEMBER 31, 1993

Region	Total	Piston					Turboprop				Turbojet				Rotorcraft		Other
		Single-Engine		Multi-Engine			Single Engine	Multi-Engine			Single Engine	Multi-Engine			Piston	Turbo	
				2-Engine				2-Engine				2-Engine					
		1-3 Place	4+ Place	1-6 Place	7+ Place	3+ Engine		1-12 Place	13+ Place	3+ Engine		1-12 Place	13+ Place	3+ Engine			
Virginia—Cont.																	
Lee	8	5	1	—	—	—	—	—	—	—	—	—	—	—	1	—	—
Lexington	3	—	1	—	—	—	—	—	—	—	—	—	—	—	—	—	2
Loudoun	117	33	50	6	—	—	2	1	10	—	—	1	1	—	—	—	12
Louisa	27	10	14	2	—	—	—	—	—	—	—	—	—	—	1	—	—
Lunenburg	7	2	5	—	—	—	—	—	—	—	—	—	—	—	—	—	—
Lynchburg	85	26	37	6	—	—	—	4	—	—	—	2	—	—	2	—	3
Madison	2	—	2	—	—	—	—	—	—	—	—	—	—	—	—	—	—
Martinsvil	32	15	11	3	—	—	—	1	1	—	—	—	—	—	—	—	1
Mathews	9	2	4	—	—	—	—	—	—	—	—	—	—	—	—	—	3
Mecklenbur	22	7	13	1	—	—	—	1	—	—	—	—	—	—	—	—	—
Middlesex	10	5	4	—	—	—	—	—	—	—	—	—	—	—	—	—	1
Montgomery	40	15	17	3	—	—	—	2	—	—	—	—	—	—	—	—	2
Nansemond	1	—	1	—	—	—	—	—	—	—	—	—	—	—	—	—	—
Nelson	11	2	5	—	—	—	—	—	—	—	—	—	—	—	2	—	1
New Kent	19	12	6	—	—	—	—	—	—	—	—	—	—	—	—	—	1
Newport Ne	82	30	34	5	—	—	—	2	—	—	—	3	—	—	3	1	2
Norfolk	125	58	38	6	—	—	—	4	1	—	—	6	2	—	3	—	5
Northampto	11	3	7	1	—	—	—	—	—	—	—	—	—	—	—	—	—
Northumber	10	1	9	—	—	—	—	—	—	—	—	—	—	—	—	—	—
Nottoway	13	7	6	—	—	—	—	—	—	—	—	—	—	—	—	—	—
Orange	16	6	8	2	—	—	—	—	—	—	—	—	—	—	—	—	—
Page	19	6	13	—	—	—	—	—	—	—	—	—	—	—	—	—	—
Patrick	7	4	3	—	—	—	—	—	—	—	—	—	—	—	—	—	—
Petersburg	20	7	7	2	—	—	—	1	—	—	—	1	—	—	—	—	1
Pittsylvan	10	5	4	—	—	—	—	—	—	—	—	—	—	—	1	—	—
Portsmouth	21	6	7	3	—	—	—	—	—	—	—	—	—	—	2	—	1
Powhatan	11	8	3	—	—	—	—	—	—	—	—	—	—	—	—	—	—
Prince Edw	12	2	10	—	—	—	—	—	—	—	—	—	—	—	—	—	—
Prince Geo	6	1	5	—	—	—	—	—	—	—	—	—	—	—	—	—	—
Prince Wil	219	81	99	9	—	—	—	5	1	—	—	2	—	—	7	2	9
Pulaski	11	3	7	1	—	—	—	—	—	—	—	—	—	—	—	—	—
Radford	13	4	8	—	—	—	—	—	—	—	—	—	—	—	1	—	—
Rappahanno	3	2	1	—	—	—	—	—	—	—	—	—	—	—	—	—	—
Richmond	1	1	—	—	—	—	—	—	—	—	—	—	—	—	—	—	—
Richmond	230	65	84	19	—	—	—	12	1	—	—	10	4	2	2	9	15
Roanoke	8	2	4	—	—	—	—	—	—	—	—	—	—	—	1	—	1
Roanoke	93	17	50	8	—	—	—	2	—	—	—	1	—	—	1	4	8
Rockbridge	4	1	3	—	—	—	—	—	—	—	—	—	—	—	—	—	—
Rockingham	70	26	13	8	—	—	—	9	—	—	—	—	—	—	1	—	—
Russell	15	6	6	—	—	—	—	1	—	—	—	1	—	—	1	—	—
Salem	19	2	6	2	—	—	—	—	1	—	—	—	—	—	2	—	6
Scott	1	—	—	—	—	—	—	—	—	—	—	—	—	—	1	—	—
Shenandoah	49	16	23	1	—	—	—	—	—	—	—	—	—	—	7	—	1
Smyth	18	6	8	—	—	—	—	1	—	—	—	—	—	—	1	—	—
South Bost	12	5	7	—	—	—	—	—	—	—	—	—	—	—	—	—	—
Southampto	3	1	2	—	—	—	—	—	—	—	—	—	—	—	—	—	—
Spotsylvan	14	3	11	—	—	—	—	—	—	—	—	—	—	—	—	—	—
Stafford	44	21	16	4	—	—	—	—	—	—	—	—	—	—	—	—	3
Staunton	20	8	7	1	—	—	—	—	—	—	—	—	—	—	—	—	2
Suffolk	25	8	13	3	—	—	—	—	—	—	—	—	—	—	—	1	—
Surry	3	2	1	—	—	—	—	—	—	—	—	—	—	—	—	—	—
Sussex	7	1	6	—	—	—	—	—	—	—	—	—	—	—	—	—	—
Tazewell	13	5	5	2	—	—	—	1	—	—	—	—	—	—	—	—	—
Virginia B	157	53	55	23	—	—	—	3	—	—	—	3	1	—	4	2	6
Warren	17	10	4	1	—	—	—	—	—	—	—	—	—	—	1	—	1

U.S. REGISTERED GENERAL AVIATION AIRCRAFT BY TYPE AND BY REGION OF AIRCRAFT OWNER AS OF DECEMBER 31, 1993

Region	Total	Piston					Turboprop				Turbojet				Rotorcraft		Other
		Single-Engine		Multi-Engine			Single Engine	Multi-Engine			Single Engine	Multi-Engine					
				2-Engine		3+ Engine		2-Engine		3+ Engine		2-Engine		3+ Engine	Piston	Turbo	
		1-3 Place	4+ Place	1-6 Place	7+ Place			1-12 Place	13+ Place			1-12 Place	13+ Place				
Virginia—Cont.																	
Washington	22	6	13	2	—	—	—	—	—	—	—	—	—	—	—	—	1
Waynesboro	29	14	8	2	—	—	—	—	—	—	—	—	—	—	1	—	2
Westmoreland	2	—	2	—	—	—	—	—	—	—	—	—	—	—	—	—	—
Williamsburg	45	18	20	3	—	—	—	—	—	—	—	1	—	—	1	—	2
Winchester	42	18	12	4	—	—	—	4	—	—	—	1	—	—	—	—	1
Wise	26	4	13	4	—	—	—	1	—	—	—	—	—	—	2	—	—
Wythe	12	4	6	—	—	—	—	—	—	—	—	—	—	—	—	—	2
York	29	8	17	1	—	—	—	—	—	—	—	—	—	—	—	—	1
Unknown	5	5	—	—	—	—	—	—	—	—	—	—	—	—	—	—	—
Unknown	1	—	1	—	—	—	—	—	—	—	—	—	—	—	—	—	—
State Total	**4106**	**1381**	**1772**	**266**	**103**	**—**	**5**	**85**	**36**	**4**	**2**	**64**	**22**	**3**	**91**	**51**	**221**
Washington																	
Adams	65	31	26	—	—	—	3	—	—	—	—	2	—	—	3	—	—
Asotin	51	14	26	1	—	—	1	—	—	—	—	—	—	—	4	2	3
Benton	162	58	82	4	—	—	—	2	1	—	—	1	—	—	4	—	9
Chelan	200	58	85	14	—	6	—	2	—	—	—	1	—	—	16	9	6
Clallam	143	47	72	6	—	—	—	—	—	—	—	—	—	—	5	10	1
Clark	414	173	194	16	—	—	—	2	—	—	5	1	—	—	7	—	5
Columbia	7	3	3	1	—	—	—	—	—	—	—	—	—	—	—	—	—
Cowlitz	93	31	47	2	—	—	—	1	—	—	—	—	—	—	1	11	—
Douglas	18	13	5	—	—	—	—	—	—	—	—	—	—	—	—	—	—
Ferry	10	2	7	—	—	—	—	—	—	—	—	—	—	—	—	—	1
Franklin	101	41	45	5	—	—	—	1	—	—	—	—	—	—	7	—	—
Garfield	9	6	3	—	—	—	—	—	—	—	—	—	—	—	—	—	—
Grant	208	76	103	11	—	—	1	1	—	—	—	—	—	—	5	—	8
Grays Harb	74	35	31	5	—	—	—	—	—	—	—	—	—	—	1	—	1
Island	109	38	60	2	—	—	—	1	—	—	—	—	—	—	2	1	1
Jefferson	71	22	44	5	—	—	—	—	—	—	—	—	—	—	—	—	—
King	2630	764	1243	124	—	2	5	17	5	—	16	38	12	13	97	102	126
Kitsap	169	70	92	2	—	—	—	1	—	—	—	—	—	—	3	—	—
Kittitas	78	27	42	5	—	—	—	1	—	—	—	—	—	—	1	—	1
Klickitat	54	28	22	1	—	—	—	—	—	—	—	—	—	—	1	—	2
Lewis	125	57	56	6	—	—	—	—	—	—	—	—	—	—	4	—	2
Lincoln	57	32	23	1	—	—	—	—	—	—	—	—	—	—	—	—	—
Mason	41	15	21	1	—	—	—	—	—	—	—	—	—	—	—	3	1
Okanogan	180	81	84	7	—	—	—	—	—	—	—	—	—	—	2	1	1
Pacific	10	6	2	—	—	—	—	—	—	—	—	—	—	—	1	—	—
Pend Oreil	13	8	5	—	—	—	—	—	—	—	—	—	—	—	—	—	—
Pierce	736	302	337	41	—	1	—	5	1	—	1	5	1	—	13	13	5
San Juan	194	49	125	8	—	—	—	2	—	—	—	1	—	—	4	—	1
Skagit	181	65	94	6	—	—	—	—	—	—	—	—	—	—	7	—	6
Skamania	16	8	7	—	—	—	—	1	—	—	—	—	—	—	—	—	—
Snohomish	857	316	414	38	—	1	9	1	1	—	3	1	—	2	12	14	31
Spokane	574	213	246	32	—	—	—	8	1	—	—	9	—	—	9	17	30
Stevens	65	24	35	4	—	—	—	—	—	—	—	—	—	—	1	—	—
Thurston	266	100	121	12	—	—	—	2	—	—	—	3	—	—	6	15	1
Wahkiakum	1	—	1	—	—	—	—	—	—	—	—	—	—	—	—	—	—
Walla Wall	130	65	44	4	—	—	—	—	—	—	—	—	—	—	10	—	1
Whatcom	206	64	104	13	—	—	—	2	—	—	—	1	—	—	4	8	7
Whitman	126	70	52	1	—	—	—	—	—	—	—	—	—	—	2	—	1
Yakima	267	113	111	10	—	—	—	4	—	—	—	—	—	—	14	1	6
State Total	**8711**	**3125**	**4114**	**388**	**166**	**10**	**19**	**54**	**9**	**—**	**25**	**63**	**13**	**15**	**246**	**207**	**257**
West Virginia																	
Barbour	21	7	11	2	—	—	—	—	—	—	—	—	—	—	1	—	—
Berkeley	37	12	18	7	—	—	—	—	—	—	—	—	—	—	—	—	—

U.S. REGISTERED GENERAL AVIATION AIRCRAFT BY TYPE AND BY REGION OF AIRCRAFT OWNER AS OF DECEMBER 31, 1993

Region	Total	Piston					Turboprop				Turbojet				Rotorcraft		Other
		Single-Engine		Multi-Engine			Single Engine	Multi-Engine			Single Engine	Multi-Engine			Piston	Turbo	
				2-Engine		3+ Engine		2-Engine		3+ Engine		2-Engine		3+ Engine			
		1-3 Place	4+ Place	1-6 Place	7+ Place			1-12 Place	13+ Place			1-12 Place	13+ Place				
West Virginia—Cont.																	
Boone	4	1	2	—	—	—	—	—	—	—	—	—	—	—	—	—	—
Braxton	6	2	3	—	—	—	—	—	—	—	—	—	—	—	1	—	—
Brooke	11	3	7	—	—	—	—	—	—	—	—	—	—	—	—	—	1
Cabell	92	22	49	11	—	—	—	1	—	—	—	—	—	—	—	1	7
Calhoun	1	1	—	—	—	—	—	—	—	—	—	—	—	—	—	—	—
Clay	1	—	1	—	—	—	—	—	—	—	—	—	—	—	—	—	—
Fayette	35	7	23	—	—	—	—	—	—	—	—	1	—	—	—	1	2
Gilmer	6	2	3	—	—	—	—	1	—	—	—	—	—	—	—	—	—
Grant	13	2	7	1	—	—	—	1	—	—	—	—	—	—	—	1	—
Greenbrier	28	12	12	2	—	—	—	—	—	—	—	—	—	—	—	1	—
Hampshire	13	8	3	—	—	—	—	—	—	—	—	—	—	—	—	—	1
Hancock	27	12	13	2	—	—	—	—	—	—	—	—	—	—	—	—	—
Hardy	1	—	1	—	—	—	—	—	—	—	—	—	—	—	—	—	—
Harrison	67	28	28	3	—	—	—	—	—	—	—	—	—	—	2	—	2
Jackson	36	18	12	3	—	—	—	—	—	—	—	—	—	—	1	1	1
Jefferson	21	6	12	1	—	—	—	—	—	—	—	—	—	—	1	—	1
Kanawha	160	32	67	25	—	—	—	4	1	—	—	3	—	—	—	11	13
Lewis	14	6	5	2	—	—	—	—	—	—	—	—	—	—	1	—	—
Lincoln	3	1	1	—	—	—	—	—	—	—	—	—	—	—	—	—	—
Logan	16	5	9	1	—	—	—	—	—	—	—	—	—	—	—	—	—
Marion	47	21	16	5	—	—	—	2	—	—	1	1	—	—	1	—	—
Marshall	19	6	9	2	—	—	—	—	—	—	—	—	—	—	—	—	2
Mason	23	14	8	1	—	—	—	—	—	—	—	—	—	—	—	—	—
Mcdowell	15	4	8	1	—	—	—	—	—	—	—	—	—	—	1	1	—
Mercer	18	6	8	2	—	—	—	1	—	—	—	—	—	—	—	—	—
Mineral	37	21	14	—	—	—	—	—	—	—	—	—	—	—	1	—	1
Mingo	19	2	6	2	—	—	—	1	—	—	—	1	—	—	—	4	—
Monongalia	42	13	22	4	—	—	—	2	—	—	—	—	—	—	—	—	1
Monroe	9	4	4	—	—	—	—	1	—	—	—	—	—	—	—	—	—
Morgan	21	11	8	1	—	—	—	1	—	—	—	—	—	—	—	—	—
Nicholas	25	6	11	4	—	—	—	2	—	—	—	—	—	—	—	—	—
Ohio	34	14	9	5	—	—	—	1	—	—	—	—	—	—	1	—	1
Pendleton	6	2	4	—	—	—	—	—	—	—	—	—	—	—	—	—	—
Pleasants	1	—	1	—	—	—	—	—	—	—	—	—	—	—	—	—	—
Pocahontas	5	2	1	2	—	—	—	—	—	—	—	—	—	—	—	—	—
Preston	33	10	17	2	—	—	—	—	—	—	—	—	—	—	—	1	1
Putnam	24	13	9	2	—	—	—	—	—	—	—	—	—	—	—	—	—
Raleigh	44	11	18	6	—	—	—	1	—	—	—	—	—	—	2	3	2
Randolph	29	9	12	5	—	—	—	—	—	—	—	—	—	—	—	3	—
Ritchie	8	3	4	—	—	—	—	—	—	—	—	—	—	—	—	—	—
Roane	18	6	10	1	—	—	—	—	—	—	—	—	—	—	1	—	—
Summers	9	4	5	—	—	—	—	—	—	—	—	—	—	—	—	—	—
Taylor	6	3	3	—	—	—	—	—	—	—	—	—	—	—	—	—	—
Tucker	2	—	2	—	—	—	—	—	—	—	—	—	—	—	—	—	—
Tyler	8	2	6	—	—	—	—	—	—	—	—	—	—	—	—	—	—
Upshur	6	—	2	—	—	—	—	—	—	—	—	—	—	—	—	—	3
Wayne	16	4	8	2	—	—	—	—	—	—	—	—	—	—	1	—	—
Webster	5	4	1	—	—	—	—	—	—	—	—	—	—	—	—	—	—
Wetzel	8	2	4	1	—	—	—	—	—	—	—	—	—	—	1	—	—
Wirt	1	1	—	—	—	—	—	—	—	—	—	—	—	—	—	—	—
Wood	58	15	31	3	—	—	—	2	—	—	—	2	—	—	1	1	—
Wyoming	8	3	5	—	—	—	—	—	—	—	—	—	—	—	—	—	—
State Total	**1217**	**403**	**553**	**111**	**34**	—		**21**	**1**	—	**1**	**8**	—		**17**	**29**	**39**
Wisconsin																	
Adams	16	4	10	1	—	—	—	—	—	—	—	—	—	—	—	—	1

U.S. REGISTERED GENERAL AVIATION AIRCRAFT BY TYPE AND BY REGION OF AIRCRAFT OWNER AS OF DECEMBER 31, 1993

Region	Total	Piston					Turboprop				Turbojet				Rotorcraft		Other
		Single-Engine		Multi-Engine			Single Engine	Multi-Engine			Single Engine	Multi-Engine			Piston	Turbo	
		1-3 Place	4+ Place	2-Engine 1-6 Place	2-Engine 7+ Place	3+ Engine		2-Engine 1-12 Place	2-Engine 13+ Place	3+ Engine		2-Engine 1-12 Place	2-Engine 13+ Place	3+ Engine			
Wisconsin—Cont.																	
Ashland	28	19	9	—	—	—	—	—	—	—	—	—	—	—	—	—	—
Barron	69	30	35	3	—	—	1	—	—	—	—	—	—	—	—	—	—
Bayfield	16	11	4	1	—	—	—	—	—	—	—	—	—	—	—	—	—
Brown	157	72	62	13	—	—	—	5	—	—	—	2	1	—	1	—	—
Buffalo	14	10	4	—	—	—	—	—	—	—	—	—	—	—	—	—	—
Burnett	22	13	8	1	—	—	—	—	—	—	—	—	—	—	—	—	—
Calumet	16	11	3	2	—	—	—	—	—	—	—	—	—	—	—	—	—
Chippewa	88	53	28	2	—	—	—	1	—	—	—	—	—	—	1	—	1
Clark	53	22	30	1	—	—	—	—	—	—	—	—	—	—	—	—	—
Columbia	99	49	45	3	—	—	—	—	—	—	—	—	—	—	—	—	1
Crawford	13	1	8	2	—	—	—	1	—	—	—	—	—	—	1	—	—
Dane	479	154	229	34	—	—	—	10	—	—	—	4	—	—	7	1	25
Dodge	58	31	23	1	—	—	—	—	—	—	—	—	—	—	2	—	—
Door	33	15	14	1	—	—	—	—	—	—	—	—	—	—	1	—	—
Douglas	47	17	20	5	—	—	—	1	—	—	—	—	—	—	—	1	3
Dunn	41	25	15	—	—	—	—	—	—	—	—	—	—	—	—	—	—
Eau Claire	35	11	18	2	—	—	—	—	—	—	—	—	—	—	1	1	2
Florence	5	2	3	—	—	—	—	—	—	—	—	—	—	—	—	—	—
Fond Du La	152	79	46	12	—	—	—	1	1	—	—	1	1	—	8	—	1
Forest	9	5	4	—	—	—	—	—	—	—	—	—	—	—	—	—	—
Grant	52	23	25	3	—	—	—	—	—	—	—	—	—	—	—	—	—
Green	62	34	21	3	—	—	—	—	—	—	—	1	—	—	—	—	2
Green Lake	24	13	9	—	—	—	—	—	—	—	—	—	—	—	—	—	1
Iowa	24	12	8	1	—	1	—	—	—	—	—	—	—	—	2	—	—
Iron	8	3	5	—	—	—	—	—	—	—	—	—	—	—	—	—	—
Jackson	17	8	7	2	—	—	—	—	—	—	—	—	—	—	—	—	—
Jefferson	124	61	38	3	—	—	—	—	—	—	—	2	—	—	10	4	2
Juneau	36	17	15	1	—	—	—	2	—	—	—	1	—	—	—	—	—
Kenosha	107	49	45	7	—	—	—	—	—	—	—	—	—	—	1	—	1
Kewaunee	18	11	5	1	—	—	—	—	—	—	—	—	—	—	1	—	—
La Crosse	84	26	44	3	—	—	—	4	—	—	—	2	—	—	—	1	3
Lafayette	8	6	2	—	—	—	—	—	—	—	—	—	—	—	—	—	—
Langlade	16	10	5	—	—	—	—	—	—	—	—	—	—	—	—	—	—
Lincoln	76	42	25	4	—	—	—	1	—	—	—	—	—	—	2	—	2
Manitowoc	60	20	29	6	—	—	—	1	—	—	—	—	—	—	3	—	—
Marathon	104	53	38	4	—	—	—	1	1	—	—	1	1	—	2	—	1
Marinette	37	21	16	—	—	—	—	—	—	—	—	—	—	—	—	—	—
Marquette	25	9	11	—	—	—	—	—	—	—	—	—	—	—	1	—	4
Milwaukee	470	152	206	32	—	—	2	15	1	—	—	11	3	1	9	1	20
Monroe	35	18	16	—	—	—	—	—	—	—	—	1	—	—	—	—	—
Oconto	32	15	15	2	—	—	—	—	—	—	—	—	—	—	—	—	—
Oneida	56	13	33	4	—	—	—	—	—	—	—	—	—	—	3	—	—
Outgamie	116	45	52	10	—	—	—	1	1	—	—	—	1	—	2	—	1
Ozaukee	75	23	38	5	—	—	—	—	—	—	—	2	—	—	1	—	5
Pepin	4	3	—	—	—	—	—	—	—	—	—	—	—	—	—	1	—
Pierce	62	25	28	6	—	—	—	—	—	—	—	—	—	—	1	—	2
Polk	70	36	23	—	—	—	—	2	—	—	—	—	—	—	2	—	4
Portage	56	25	27	2	—	—	—	—	—	—	—	1	1	—	—	—	—
Price	24	9	9	2	—	—	—	1	—	—	—	1	—	—	—	—	1
Racine	195	85	72	10	—	—	1	2	1	—	1	6	—	1	5	1	4
Richland	19	7	11	1	—	—	—	—	—	—	—	—	—	—	—	—	—
Rock	147	56	56	10	—	—	—	4	—	—	—	—	—	—	8	6	1
Rusk	15	10	5	—	—	—	—	—	—	—	—	—	—	—	—	—	—
Sauk	86	37	41	2	—	—	—	1	—	—	—	2	—	—	—	—	1
Sawyer	19	10	7	2	—	—	—	—	—	—	—	—	—	—	—	—	—

U.S. REGISTERED GENERAL AVIATION AIRCRAFT BY TYPE AND BY REGION OF AIRCRAFT OWNER AS OF DECEMBER 31, 1993

Region	Total	Piston					Turboprop				Turbojet				Rotorcraft		Other
		Single-Engine		Multi-Engine			Single Engine	Multi-Engine			Single Engine	Multi-Engine			Piston	Turbo	
				2-Engine		3+ Engine		2-Engine		3+ Engine		2-Engine		3+ Engine			
		1-3 Place	4+ Place	1-6 Place	7+ Place			1-12 Place	13+ Place			1-12 Place	13+ Place				
Wisconsin—Cont.																	
Shawano	33	11	17	1	—	—	—	—	—	—	—	—	—	—	—	—	1
Sheboygan	118	35	56	10	—	—	—	4	1	—	—	5	1	—	—	2	—
St Croix	98	39	49	6	—	—	—	—	—	—	—	—	—	—	—	—	3
Taylor	18	5	10	—	—	—	—	1	—	—	—	1	—	—	—	—	1
Trempealea	25	12	12	1	—	—	—	—	—	—	—	—	—	—	—	—	—
Vernon	21	12	7	2	—	—	—	—	—	—	—	—	—	—	—	—	—
Vilas	45	8	28	2	—	—	—	—	—	—	—	—	—	—	—	—	4
Walworth	190	89	82	9	—	—	—	1	—	—	—	1	—	—	3	—	3
Washburn	32	17	15	—	—	—	—	—	—	—	—	—	—	—	—	—	—
Washington	141	67	49	6	—	—	—	—	—	—	—	—	—	—	3	—	13
Waukesha	387	141	189	18	—	—	—	5	3	—	—	3	—	—	7	—	11
Waupaca	79	30	47	1	—	—	—	1	—	—	—	—	—	—	—	—	—
Waushara	31	16	8	3	—	—	—	—	—	—	—	—	—	—	3	—	—
Winnebago	386	237	78	16	—	3	1	5	2	—	9	4	1	—	8	1	9
Wood	80	29	36	6	—	—	—	1	—	—	—	—	—	—	4	—	1
Unknown	1	1	—	—	—	—	—	—	—	—	—	—	—	—	—	—	—
State Total	**5498**	**2370**	**2288**	**291**	**125**	**4**	**5**	**72**	**11**	**—**	**10**	**52**	**10**	**2**	**103**	**20**	**135**
Wyoming																	
Albany	52	17	26	4	—	—	—	3	—	—	—	—	—	—	—	—	1
Big Horn	125	23	22	16	—	16	—	—	—	7	—	—	2	—	12	11	—
Campbell	81	26	52	2	—	—	—	—	—	—	—	—	—	—	1	—	—
Carbon	48	13	26	4	—	—	—	—	—	—	—	2	—	—	1	—	2
Converse	39	8	25	2	—	—	—	—	—	—	—	—	—	—	3	1	—
Crook	11	4	7	—	—	—	—	—	—	—	—	—	—	—	—	—	—
Fremont	77	30	39	2	—	—	—	—	—	—	—	—	—	—	1	1	2
Goshen	26	9	16	1	—	—	—	—	—	—	—	—	—	—	—	—	—
Hot Spring	12	5	6	—	—	1	—	—	—	—	—	—	—	—	—	—	—
Johnson	30	9	14	1	—	—	—	—	—	—	—	—	—	—	—	—	—
Laramie	100	25	56	7	—	—	—	2	—	—	—	—	—	—	—	1	2
Lincoln	38	15	22	1	—	—	—	—	—	—	—	—	—	—	—	—	—
Natrona	119	37	56	6	—	—	—	7	—	—	—	1	—	—	1	2	1
Niobrara	13	7	6	—	—	—	—	—	—	—	—	—	—	—	—	—	—
Park	50	17	29	3	—	—	—	—	—	—	—	—	—	—	—	1	—
Platte	34	12	22	—	—	—	—	—	—	—	—	—	—	—	—	—	—
Sheridan	93	29	37	5	—	—	—	1	1	—	—	—	—	—	2	1	13
Sublette	29	8	15	2	—	—	—	1	—	—	—	—	—	—	1	—	2
Sweetwater	52	13	30	1	—	—	—	1	—	—	—	—	—	—	4	—	2
Teton	88	9	39	10	—	—	2	4	—	—	—	5	3	—	1	3	7
Uinta	25	6	15	2	—	—	—	—	—	—	—	1	—	—	—	—	1
Washakie	19	11	7	—	—	—	—	—	—	—	—	1	—	—	—	—	—
Weston	25	8	14	1	—	—	—	1	—	—	—	—	—	—	1	—	—
State Total	**1186**	**341**	**581**	**70**	**50**	**17**	**2**	**20**	**1**	**7**	**—**	**10**	**5**	**—**	**28**	**21**	**33**
Total All Fifty States	**269938**	**91421**	**118526**	**17327**	**8308**	**296**	**886**	**4294**	**868**	**95**	**334**	**3564**	**1203**	**405**	**6082**	**4850**	**11479**
Territories																	
American S	1	1	—	—	—	—	—	—	—	—	—	—	—	—	—	—	—
Guam	49	1	12	4	—	—	2	1	2	—	—	—	—	—	21	5	—
Puerto Ric	579	98	171	105	—	19	1	8	4	5	—	3	—	1	50	22	4
Virgin Isl	181	18	62	43	—	—	—	7	4	—	—	2	—	—	2	2	2
Total U.S. Territories	**810**	**118**	**245**	**152**	**128**	**19**	**3**	**16**	**10**	**5**	**—**	**5**	**—**	**1**	**73**	**29**	**6**
Foreign																	
Antigua	4	—	1	1	—	—	—	—	—	—	—	—	—	—	—	—	—
Australia	4	—	2	1	—	—	—	—	—	—	—	—	—	—	—	—	1
Bahamas, T	61	6	20	20	—	—	—	—	—	—	—	—	—	—	—	1	—
Bahrain	5	—	2	3	—	—	—	—	—	—	—	—	—	—	—	—	—
Belgium	15	5	5	3	—	—	—	1	—	—	—	—	—	—	—	—	—

U.S. REGISTERED GENERAL AVIATION AIRCRAFT BY TYPE AND BY REGION OF AIRCRAFT OWNER AS OF DECEMBER 31, 1993

Region	Total	Piston					Turboprop				Turbojet				Rotorcraft		Other
		Single-Engine		Multi-Engine			Single Engine	Multi-Engine			Single Engine	Multi-Engine					
				2-Engine		3+ Engine		2-Engine		3+ Engine		2-Engine		3+ Engine	Piston	Turbo	
		1-3 Place	4+ Place	1-6 Place	7+ Place			1-12 Place	13+ Place			1-12 Place	13+ Place				
Foreign—Cont.																	
Belize	7	3	4	—	—	—	—	—	—	—	—	—	—	—	—	—	—
Bermuda	3	—	2	—	—	—	—	—	—	—	—	—	—	—	—	—	—
Botswana	1	—	—	—	—	—	—	—	—	—	—	—	—	—	1	—	—
Brazil	6	2	3	—	—	—	—	—	—	—	—	—	—	—	—	—	—
British Vi	4	—	2	2	—	—	—	—	—	—	—	—	—	—	—	—	—
British Ws	2	—	1	—	—	—	—	—	—	—	—	—	—	—	—	—	—
Canada	36	7	17	5	—	—	—	1	1	—	—	—	—	—	2	—	2
Cayman Isl	2	—	1	—	—	—	—	—	—	—	—	—	—	—	—	—	—
China	1	—	1	—	—	—	—	—	—	—	—	—	—	—	—	—	—
Costa Rica	8	—	3	2	—	—	—	—	—	—	—	—	—	—	—	—	—
Dominica	2	—	—	2	—	—	—	—	—	—	—	—	—	—	—	—	—
Dominican	4	—	1	2	—	—	—	—	—	—	—	—	—	—	—	—	1
Ecuador	1	—	—	1	—	—	—	—	—	—	—	—	—	—	—	—	—
Fed St Mic	1	1	—	—	—	—	—	—	—	—	—	—	—	—	—	—	—
Finland	1	—	—	—	—	—	—	1	—	—	—	—	—	—	—	—	—
France	4	—	1	1	—	—	—	—	—	—	—	—	2	—	—	—	—
German Dem	12	7	3	1	—	—	—	—	—	—	—	—	—	—	1	—	—
Germany Fe	137	32	72	15	—	—	—	—	—	—	—	—	—	—	4	1	5
Germany, B	3	1	2	—	—	—	—	—	—	—	—	—	—	—	—	—	—
Greece	2	—	1	1	—	—	—	—	—	—	—	—	—	—	—	—	—
Grenada	1	—	1	—	—	—	—	—	—	—	—	—	—	—	—	—	—
Guadeloupe	1	—	—	1	—	—	—	—	—	—	—	—	—	—	—	—	—
Guatemala	3	—	1	1	—	—	—	—	—	—	—	—	—	—	—	—	1
Guinea-bis	3	—	—	1	—	—	—	1	—	—	—	—	—	—	1	—	—
Guyana	2	—	1	1	—	—	—	—	—	—	—	—	—	—	—	—	—
Haiti	4	2	—	—	—	—	—	—	—	—	—	—	—	—	—	—	—
Honduras	2	—	—	1	—	1	—	—	—	—	—	—	—	—	—	—	—
Hong Kong	3	—	1	1	—	—	—	—	—	—	—	1	—	—	—	—	—
Indonesia	1	—	—	1	—	—	—	—	—	—	—	—	—	—	—	—	—
Ireland	1	1	—	—	—	—	—	—	—	—	—	—	—	—	—	—	—
Israel	4	1	1	1	—	—	—	—	—	—	—	—	—	—	—	—	—
Italy	1	—	—	—	—	—	—	—	—	—	—	—	—	—	1	—	—
Jamaica	3	—	1	2	—	—	—	—	—	—	—	—	—	—	—	—	—
Japan	2	2	—	—	—	—	—	—	—	—	—	—	—	—	—	—	—
Kenya	4	1	3	—	—	—	—	—	—	—	—	—	—	—	—	—	—
Korea, Rep	1	—	1	—	—	—	—	—	—	—	—	—	—	—	—	—	—
Mexico	8	—	8	—	—	—	—	—	—	—	—	—	—	—	—	—	—
Netherland	4	1	2	—	—	—	—	—	—	—	—	—	—	—	1	—	—
Netherland	11	1	3	5	—	—	—	—	—	—	—	—	—	—	—	—	—
North Mari	4	—	—	1	—	—	—	—	—	—	—	1	—	—	1	1	—
Norway	2	—	1	—	—	—	—	—	—	—	—	—	—	—	1	—	—
Panama	3	—	—	1	—	—	—	—	—	—	—	—	—	—	1	—	—
Paraguay	1	—	—	—	—	—	—	1	—	—	—	—	—	—	—	—	—
Philippine	3	—	—	1	—	—	—	—	—	—	—	—	—	—	—	—	—
Saipan	4	—	—	2	—	—	—	—	—	—	—	—	—	—	1	1	—
Saudi Arab	5	—	4	—	—	—	—	—	—	—	—	—	—	—	—	—	—
Singapore	7	—	2	—	—	—	—	—	—	—	—	—	—	—	—	—	—
South Afri	2	—	2	—	—	—	—	—	—	—	—	—	—	—	—	—	—
St. Lucia	1	1	—	—	—	—	—	—	—	—	—	—	—	—	—	—	—
St. Vincen	1	—	1	—	—	—	—	—	—	—	—	—	—	—	—	—	—
Sweden	2	—	2	—	—	—	—	—	—	—	—	—	—	—	—	—	—
Switzerlan	33	11	12	5	—	—	—	1	—	—	—	—	—	—	1	—	—
Thailand	1	—	1	—	—	—	—	—	—	—	—	—	—	—	—	—	—
Togo	1	—	1	—	—	—	—	—	—	—	—	—	—	—	—	—	—
Tonga	1	—	—	1	—	—	—	—	—	—	—	—	—	—	—	—	—

U.S. REGISTERED GENERAL AVIATION AIRCRAFT BY TYPE AND BY REGION OF AIRCRAFT OWNER AS OF DECEMBER 31, 1993

Region	Total	Piston					Turboprop				Turbojet				Rotorcraft		Other
		Single-Engine		Multi-Engine			Single Engine	Multi-Engine			Single Engine	Multi-Engine			Piston	Turbo	
				2-Engine		3+ Engine		2-Engine		3+ Engine		2-Engine		3+ Engine			
		1-3 Place	4+ Place	1-6 Place	7+ Place			1-12 Place	13+ Place			1-12 Place	13+ Place				
Foreign—Cont.																	
Trinidad &	5	4	1	—	—	—	—	—	—	—	—	—	—	—	—	—	—
Turks & Ca	2	—	—	1	—	—	—	—	—	—	—	—	—	—	—	1	—
United Ara	1	1	—	—	—	—	—	—	—	—	—	—	—	—	—	—	—
United Kin	31	8	17	3	—	—	—	—	—	—	—	—	—	—	1	—	—
Venezuela	1	—	1	—	—	—	—	—	—	—	—	—	—	—	—	—	—
Wallis And	1	—	—	1	—	—	—	—	—	—	—	—	—	—	—	—	—
Western Sa	1	—	1	—	—	—	—	—	—	—	—	—	—	—	—	—	—
Unknown	1	—	—	—	—	—	—	1	—	—	—	—	—	—	—	—	—
Unknown	1	—	—	1	—	—	—	—	—	—	—	—	—	—	—	—	—
Unknown	8	3	5	—	—	—	—	—	—	—	—	—	—	—	—	—	—
Unknown	1	—	1	—	—	—	—	—	—	—	—	—	—	—	—	—	—
Unknown	4	1	3	—	—	—	—	—	—	—	—	—	—	—	—	—	—
Unknown	1	1	—	—	—	—	—	—	—	—	—	—	—	—	—	—	—
Unknown	60	11	35	4	—	—	—	3	1	—	—	1	—	—	1	—	3
Unknown	1	—	—	1	—	—	—	—	—	—	—	—	—	—	—	—	—
Unknown	7	—	6	—	—	—	—	—	—	—	—	1	—	—	—	—	—
Unknown	1	1	—	—	—	—	—	—	—	—	—	—	—	—	—	—	—
Unknown	7	2	1	—	—	—	—	—	—	—	—	1	—	—	—	—	—
Unknown	2	—	1	—	—	—	—	—	—	—	—	—	—	—	—	—	—
Unknown	15	9	4	—	—	—	—	—	—	—	—	—	—	—	—	—	1
Unknown	1	—	—	1	—	—	—	—	—	—	—	—	—	—	—	—	—
Unknown	10	4	4	1	—	—	—	1	—	—	—	—	—	—	—	—	—
Unknown	1	—	—	—	—	—	—	—	—	—	—	—	—	—	—	—	—
Unknown	23	6	12	—	—	—	1	1	—	—	—	—	—	—	—	—	1
Unknown	25	5	14	4	—	—	—	1	—	—	—	—	—	—	1	—	—
Hilton Hea	9	1	6	1	—	—	—	—	—	—	—	1	—	—	—	—	—
Total Foreign	**676**	**142**	**305**	**104**	**61**	**1**	**1**	**13**	**2**	**—**	**—**	**6**	**2**	**—**	**19**	**5**	**15**
Total All U.S. Reg	**271424**	**91681**	**119076**	**17583**	**8497**	**316**	**890**	**4323**	**880**	**100**	**334**	**3575**	**1205**	**406**	**6174**	**4884**	**11500**

APPENDIX D

U.S. REGISTERED GENERAL AVIATION AIRCRAFT BY TYPE AND BY REGION OF AIRCRAFT OWNER

U.S. REGISTERED GENERAL AVIATION AIRCRAFT BY TYPE AND BY REGION OF AIRCRAFT OWNER AS OF DECEMBER 31, 1993

Region	Total	Piston					Turboprop				Turbojet				Rotorcraft		Other
		Single-Engine		Multi-Engine			Single Engine	Multi-Engine			Single Engine	Multi-Engine			Piston	Turbo	
				2-Engine		3+ Engine		2-Engine		3+ Engine		2-Engine		3+ Engine			
		1-3 Place	4+ Place	1-6 Place	7+ Place			1-12 Place	13+ Place			1-12 Place	13+ Place				
REGION																	
EASTERN	33249	10653	14323	2296	912	16	54	623	165	23	24	617	375	99	693	680	1696
SOUTHWEST	35278	12345	14328	2335	1262	20	152	725	107	6	56	530	176	53	811	923	1449
CENTRAL	15664	5852	6648	814	458	6	93	320	63		9	305	45	13	287	87	664
WSTRN-PAC	44344	13398	20934	2851	1305	73	118	496	98	38	101	416	136	55	1225	939	2161
ALASKAN	9100	3671	4602	205	195	36	21	19	14	3	1	6	2	2	77	202	44
SOUTHERN	45696	14495	18838	4141	2214	93	339	1037	149	13	40	695	152	71	1167	648	1604
EUROPE	276	70	132	34	16			4					2		12	1	5
GREAT LAKE	47013	17818	20319	2798	1160	13	56	620	130	2	35	587	175	61	930	330	1979
NEW ENGLAND	10698	3608	4915	520	263	6	11	96	61		15	99	62	20	217	198	607
NWEST-MOUNT	30106	9771	14037	1589	712	53	46	383	93	15	53	320	80	32	755	876	1291
Total	**271424**	**91681**	**119076**	**17583**	**8497**	**316**	**890**	**4323**	**880**	**100**	**334**	**3575**	**1205**	**406**	**6174**	**4884**	**11500**

APPENDIX E

GLOSSARY

GLOSSARY

Active Aircraft—All legally registered civil aircraft which flew one or more hours.

Aerial Application—See Primary use.

Aerial Observiation—See Primary use.

Air Carriers—The commercial system of air transportation, consisting of the certificated route air carriers, air taxis (including commuters), supplemental air carriers, commercial operators of large aircraft, and air travel clubs.

- *Certificated route air carrier*—An air carrier holding a Certificate of Public Convenience and Necessity issued by the Department of Transportation authorizing the performance of scheduled service over specified routes, and a limited amount of nonscheduled service.

- *Air taxi*—A classification of air carriers which directly engage in the air transportation of persons, property, mail, or in any combination of such transportation and which do not directly or indirectly use large aircraft (over 30 seats or a maximum payload capacity of more than 7,500 pounds) and do not hold a Certificate of Public Convenience and Necessity or economic authority issued by the Department of Transportation.

- *Commuter air carrier*—An air taxi operator which performs at least five round trips per week between two or more points and publishes flight schedules which specify the times, days of the weeks and plans between which such flights are performed.

- *Supplemental air carrier*—One of a class of air carriers now holding Certificates of Public Convenience and Necessity issued by the Department of Transportation, authorizing them to perform passenger and cargo charter services supplementing the scheduled service of the certificated route air carriers. Both international and domestic charter operations are for a temporary period. The authority of supplemental air carriers to engage in military charters is of an indefinite period. In addition, they can perform on an emergency basis, as may be authorized by the Department of Transportation, scheduled operations including the transportation of individually ticketed passengers and individually waybilled cargo.

- *Commercial operator*—A person who for compensation or hire engages in the carriage of aircraft in air commerce of persons or property other than as an air carrier or foreign air carrier.

- *Commercial operator of large aircraft*—Commercial operator operating aircraft of more than 12,500 pounds maximum certificated takeoff weight.

Aircraft Type—A term used in this publication in grouping aircraft by basic configuration—fixed—wing, rotorcraft, glider, dirigible, and balloon.

Air Taxi—See Air Carrier and Primary Use.

Business Transportation—See Primary Use.

Certificated Route Air Carrier—See Air Carrier.

Commercial operator—See Air Carrier.

Commuter Air Carrier—See Air Carrier.

Demand Air Taxi—See Primary Use.

Executive Transportation—See Primary Use.

FAR—Federal Aviation Regulation.

General Aviation—That portion of civil aviation which encompasses all facts of aviation except air carriers holding a Certificate of Convenience and Necessity from the Department of Transportation, and commerical operators of large aircraft.

Inactive Aircraft—All legally registered civil aircraft which flew zero hours.

Instructional Flying—See Primary Use.

Other Work Use—See Primary Use.

Other—See Primary Use.

Personal Flying—See Primary Use.

Primary Use—The use category in which an aircraft flew the most hours. The eleven use categories are defined below:

- *Aerial Application*—Any use of an aircraft for work purposes which concerns the production of foods, fibers, and health control in which the aircraft is used in lieu of farm implements or ground vehicles for the particular task accomplished. This includes firefighting operations, the distribution of chemicals or seeds in agriculture, reforestation, or insect control.

- *Aerial Observation*—Any use of an aircraft for aerial mapping/photography, survey, patrol, fish spotting, search and rescue, hunting, highway traffic advisory, or sightseeing; not included under Part 135.

- *Commuter Air Carrier*—An air taxi that performs at least five scheduled round trips per week between two or more points or carries mail.

- *Demand Air Taxi*—Use of an aircraft operating under Federal Aviation Regulations, part 135, passenger and cargo operations, including charter and excluding commuter air carrier.

- *Business Transportation*—Use of an aircraft not for compensation or hire by individuals for the purposes of transportation required by business in which they are engaged.

- *Executive/Corporate Transportation*—Any use of an aircraft by a corporation, company, or other organization for the purposes of transporting its employees and/or property not for compensation or hire, and employing professional pilots for the operation of the aircraft.

- *Instructional Flying*—Any use of an aircraft for the purpose of formal instruction with the flying instructor aboard, or with the maneuvers on the particular flight (s) specified by the flight instructor; excludes proficiency flying.

- *Personal Flying*—Any use of an aircraft for personal purposes not associated with a business or profession, and not for hire. This includes maintenance of pilot proficiency.

- *Other Work*—Use Any aircraft used for construction work (not included under Part 135), helicopter, hoist, towing gliders, or parachuting.

- *Other*—Any other use of an aircraft not included above. (Example: experimentation, R&D; testing, demonstration, government).

Registered Aircraft—Aircraft registered with the Federal Aviation Administration.

Supplemental Air Carrier—See Air Carrier.