

OFFICE OF NAVAL RESEARCH

CONTRACT N00014-95-1-0028

R&T Code 4131D02

Dr. Richard S. Miller

Technical Report No. 81

Investigation of Anomalous Predicted Bond Lengths in Some 1,1-Difluorohydrazines

by

Peter Politzer and M. Edward Grice

Prepared for Publication

in

Journal of Chemical Research

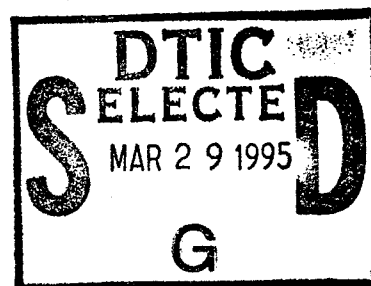
Department of Chemistry
University of New Orleans
New Orleans, LA 70148

March 20, 1994

Reproduction in whole or in part is permitted for any purpose of the United States Government.

This document has been approved for public release and sale; its distribution is unlimited.

19950327 160



DTIC QUALITY INSPECTED 1

REPORT DOCUMENTATION PAGE

Form Approved
OMB No. 0704-0188

Public reporting burden for this collection of information is estimated to average 1 hour per response, including the time for reviewing instructions, searching existing data sources, gathering and maintaining the data needed, and completing and reviewing the collection of information. Send comments regarding this burden estimate or any other aspect of this collection of information, including suggestions for reducing this burden, to Washington Headquarters Services, Directorate for Information Operations and Reports, 1215 Jefferson Davis Highway, Suite 1204, Arlington, VA 22202-4302, and to the Office of Management and Budget, Paperwork Reduction Project (0704-0188), Washington, DC 20503.

1. AGENCY USE ONLY (Leave blank)	2. REPORT DATE March 20, 1995	3. REPORT TYPE AND DATES COVERED Preprint of article											
4. TITLE AND SUBTITLE Investigation of Anomalous Predicted Bond Lengths in Some 1,1-Difluorohydrazines		5. FUNDING NUMBERS N00014-95-I-0028 Dr. Richard S. Miller R&T Code 4131D02											
6. AUTHOR(S) Peter Politzer and M. Edward Grice		7. PERFORMING ORGANIZATION REPORT NUMBER 81											
7. PERFORMING ORGANIZATION NAME(S) AND ADDRESS(ES) University of New Orleans Department of Chemistry New Orleans, Louisiana 70148		8. PERFORMING ORGANIZATION REPORT NUMBER											
9. SPONSORING / MONITORING AGENCY NAME(S) AND ADDRESS(ES) Office of Naval Research Code 333 800 N. Quincy Street Arlington, VA 22217		10. SPONSORING / MONITORING AGENCY REPORT NUMBER											
11. SUPPLEMENTARY NOTES		<table border="1" style="width: 100%; border-collapse: collapse;"> <tr> <td colspan="2" style="text-align: center;">Accession For</td> </tr> <tr> <td style="width: 50%;">NTIS CRA&I</td> <td style="width: 50%; text-align: center;"><input checked="" type="checkbox"/></td> </tr> <tr> <td>DTIC TAB</td> <td style="text-align: center;"><input type="checkbox"/></td> </tr> <tr> <td>Unannounced</td> <td style="text-align: center;"><input type="checkbox"/></td> </tr> <tr> <td>Justification</td> <td></td> </tr> </table>		Accession For		NTIS CRA&I	<input checked="" type="checkbox"/>	DTIC TAB	<input type="checkbox"/>	Unannounced	<input type="checkbox"/>	Justification	
Accession For													
NTIS CRA&I	<input checked="" type="checkbox"/>												
DTIC TAB	<input type="checkbox"/>												
Unannounced	<input type="checkbox"/>												
Justification													
12a. DISTRIBUTION / AVAILABILITY STATEMENT Approved for public release. Unlimited distribution		12b. DISTRIBUTION CODE											
13. ABSTRACT (Maximum 200 words) Bond length anomalies found in some 1,1-difluorohydrazines are conformation-dependent and are absent in the presence of strongly electron-attracting substituents, supporting their interpretation in terms of charge delocalization.		<table border="1" style="width: 100%; border-collapse: collapse;"> <tr> <td colspan="2" style="text-align: center;">Availability Codes</td> </tr> <tr> <td style="width: 50%;">Dist</td> <td style="width: 50%;">Avail and/or Special</td> </tr> <tr> <td style="text-align: center; font-size: 1.5em;">A-1</td> <td></td> </tr> </table>		Availability Codes		Dist	Avail and/or Special	A-1					
Availability Codes													
Dist	Avail and/or Special												
A-1													
14. SUBJECT TERMS 1,1-difluorohydrazines; bond length; electron-attracting; charge delocalization; conformation dependent		15. NUMBER OF PAGES 7											
17. SECURITY CLASSIFICATION OF REPORT Unclassified		16. PRICE CODE											
18. SECURITY CLASSIFICATION OF THIS PAGE Unclassified		19. SECURITY CLASSIFICATION OF ABSTRACT Unclassified											
20. LIMITATION OF ABSTRACT Unlimited													

INVESTIGATION OF ANOMALOUS PREDICTED BOND LENGTHS IN SOME 1,1-DIFLUOROHYDRAZINES

Peter Politzer* and M. Edward Grice

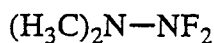
Department of Chemistry, University of New Orleans, New Orleans, Louisiana 70148, USA

Abstract

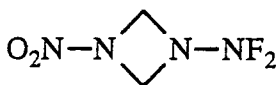
Bond length anomalies found in some 1,1-difluorohydrazines are conformation-dependent and are absent in the presence of strongly electron-attracting substituents, supporting their interpretation in terms of charge delocalization.

Introduction

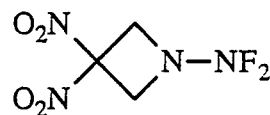
In a recent computational study of the 1,1-difluorohydrazines **1** - **3**,¹ our optimized ground state geometries revealed the interesting features that (a) one N-F bond is considerably longer than the other, and (b) the N-N distances are shorter than anticipated. The relevant data are summarized in Table 1; they were obtained by a density functional procedure using the Gaussian 92/DFT code,² with the Becke exchange³ and Perdew correlation⁴ functionals and a 6-31G** basis set. It was verified, by the absence of negative vibration frequencies, that these geometries correspond to local energy minima.⁵ Also included in Table 1, for reference purposes, are computed bond lengths for H₃C-NF₂ and (H₃C)₂N-NH₂. These shall be viewed as being reasonably typical values for these bonds, within the framework of the computational approach.



1



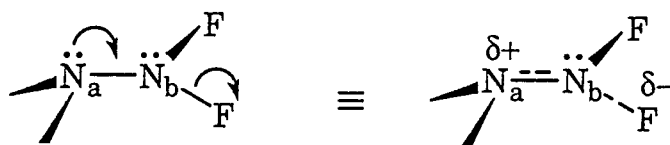
2



3

* Author to whom correspondence should be addressed.

In the molecules **1** - **3**, one N-F bond has a length very similar to those in $\text{H}_3\text{C-NF}_2$, while the other is at least 0.1 Å longer. On the other hand, the N-NF₂ bonds are more than 0.1 Å shorter than in $(\text{H}_3\text{C})_2\text{N-NH}_2$. We suggested in our earlier paper that these features reflect a delocalization of electronic charge such as is depicted in **4**:¹



4

This delocalization, which can be viewed as an example of the anomeric effect,⁵⁻⁸ is presumably most effective if the lone pair on N_a is concentrated in the same plane as the N-N and one of the N-F bonds; thus one of the latter is lengthened but not the other. (An extended discussion of the nitrogen lone pairs in some 1,1-dimethylhydrazines has been presented by Murray *et al.*⁹)

Results and Discussion

In an effort to better understand the electronic and structural factors in these molecules, we investigated the effects of rotating the NF₂ portion of **1** around the N-N bond. Using the computational procedure described above, the geometry was re-optimized at 60° intervals relative to the completely eclipsed conformation, **1A**. On this basis, the ground state, **1C**, corresponds to a rotation of 69.9°. The results are shown in Figure 1.

The most striking situations are found in **1B** and **1D**. In **1B**, the lone pair on N_a is exactly coplanar with the N-F_a bond. The latter is consequently greatly elongated, to 1.564 Å, while the N-F_b is a normal 1.422 Å. In **1D**, after a rotation of 60°, the lone pair of N_a is coplanar with the N-F_b bond, and now the latter is the one that is anomalously long, 1.505 Å, and the N-F_a is normal, at 1.432 Å. In both conformations, the N-N bond is considerably shortened, to the 1.36 Å - 1.38 Å range; this is about 0.12 Å less than in $(\text{H}_3\text{C})_2\text{N-NH}_2$. The computed ground state, **1C**, is quite similar to **1B**.

In **1A** and in **1E**, on the other hand, the lone pair on N_a affects both N–F bonds equally; thus both have the same length. The N–F and the N–N distances in **1A** and **1E** are all intermediate between their extreme values in **1B** and **1D** and their normal ones in H_3C-NF_2 and $(H_3C)_2N-NH_2$. This indicates that some delocalization of charge is occurring, but not to the same extent as when the N_a lone pair is coplanar with an N–F bond.

As would be anticipated, the highest energy conformation is **1A**, in which the two lone pairs eclipse each other. The completely staggered (*anti*) conformation **1E**, in which the lone pairs are at their maximum separation, is higher in energy than either **1B** (*gauche*) or **1D**; this presumably reflects the greater degrees of delocalization in the latter two, and the resulting stabilization.

The results presented in Figure 1 are consistent with the charge delocalization depicted in structure **4**, which is proposed as an interpretation of the bond length anomalies observed in **1 - 3**. While we have shown that these molecules do have energy minima, the presence of the elongated N–F bond in each of them reinforces concern regarding a possible facile loss of fluoride ion.¹⁰ This could be a source of difficulties in synthesis. It was suggested by Baum¹¹ that this problem could perhaps be avoided or diminished by having electron-attracting substituents on N_a , which would have the effect of opposing the charge delocalization shown in **4**.

We have accordingly investigated the structure of $(NC)_2N-NF_2$, in which two cyano groups have been substituted on N_a ; these are known to be strongly electron-withdrawing through induction.¹² The geometry was optimized at the Gaussian 92/DFT/B-P86/6-31G** level, and was verified to correspond to an energy minimum. The consequences of introducing the cyano groups are quite pronounced. The bonds around N_a become essentially coplanar, in contrast to their distinctly pyramidal arrangements in **1 - 3**. The N–F bond lengths are now nearly the same and are quite normal, 1.410 Å and 1.420 Å, as is the N–N, 1.460 Å (Table 1). Thus the anomalies found in **1 - 3** have been eliminated; the anomeric effect is not observed in $(NC)_2N-NF_2$.

These findings provide further support for our interpretation of these anomalies in terms of 4. They also offer some encouragement concerning the feasibility of synthesizing compounds of the type $R_aR_bN-NF_2$, in which R_a and R_b are strongly electron-attracting.

Acknowledgements


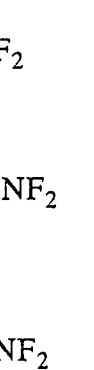
We thank Drs. K. Baum, J. H. Boyer, J. S. Murray, A. G. Stern and M. L. Trudell for very helpful discussions and suggestions, and we express our appreciation for the support provided by the Office of Naval Research through contract no. N00014-95-1-0028.

References

- (1) P. Politzer, P. Lane, M. E. Grice, M. C. Concha and P. C. Redfern *Journal of Molecular Structure (Theochem)*, in press.
- (2) M. J. Frisch, G. W. Trucks, H. B. Schlegel, P. M. W. Gill, B. G. Johnson, M. W. Wong, J. B. Foresman, M. A. Robb, M. Head-Gordon, E. S. Replogle, R. Gomperts, J. L. Andres, K. Raghavachari, J. S. Binkley, C. Gonzalez, R. L. Martin, D. J. Fox, D. J. DeFrees, J. Baker, J. J. P. Stewart and J. A. Pople, *GAUSSIAN 92/DFT, Revision G.2*; Gaussian, Inc. (Pittsburgh, PA) 1993.
- (3) A. D. Becke *Physical Review A*, 1988, **38**, 3098.
- (4) J. P. Perdew *Physical Review B*, 1986, **33**, 8822.
- (5) W. J. Hehre, L. Radom, P. v. R. Schleyer and J. A. Pople, *Ab Initio Molecular Orbital Theory*; Wiley-Interscience (New York) 1986.
- (6) *Anomeric Effect, Origins and Consequences (ACS Symposium Series 87)*; W. A. Szarek and D. Horton, Eds.; American Chemical Society (Washington) 1979.
- (7) P. Deslongchamps, *Stereoelectronic Effects in Organic Chemistry*; Pergamon Press (Oxford) 1983.
- (8) F. A. Carey and R. J. Sunderberg, *Advanced Organic Chemistry, Part A*; 3rd ed.; Plenum Press (New York) 1990.
- (9) J. S. Murray, N. Sukumar, S. Ranganathan and P. Politzer *International Journal of Quantum Chemistry*, 1990, **37**, 611.

- (10) A. D. Craig, G. A. Ward, C. M. Wright and J. C. W. Chien In *Advanced Propellant Chemistry*; Gould, R. F., Ed.; American Chemical Society (Washington) 1966; ch. 15.
- (11) K. Baum, private communication.
- (12) O. Exner, *Correlation Analysis of Chemical Data*; Plenum Press (New York) 1988.

Table 1. Computed bond lengths.^a

Molecule		Bond	Length (Å)
$(\text{H}_3\text{C})_2\text{N}-\text{NF}_2$	1	N-F	1.431, 1.542
		N-N	1.358
	2	N-F	1.418, 1.536
		N-NF ₂	1.368
	3	N-F	1.417, 1.538
		N-N	1.366
$\text{H}_3\text{C}-\text{NF}_2$		N-F	1.436, 1.436
$(\text{H}_3\text{C})_2\text{N}-\text{NH}_2$		N-N	1.492
$(\text{NC})_2\text{N}-\text{NF}_2$		N-F	1.410, 1.420
		N-N	1.460

^aReference 1; obtained by density functional Gaussian 92/DFT/B-P86/6-31G** calculations.

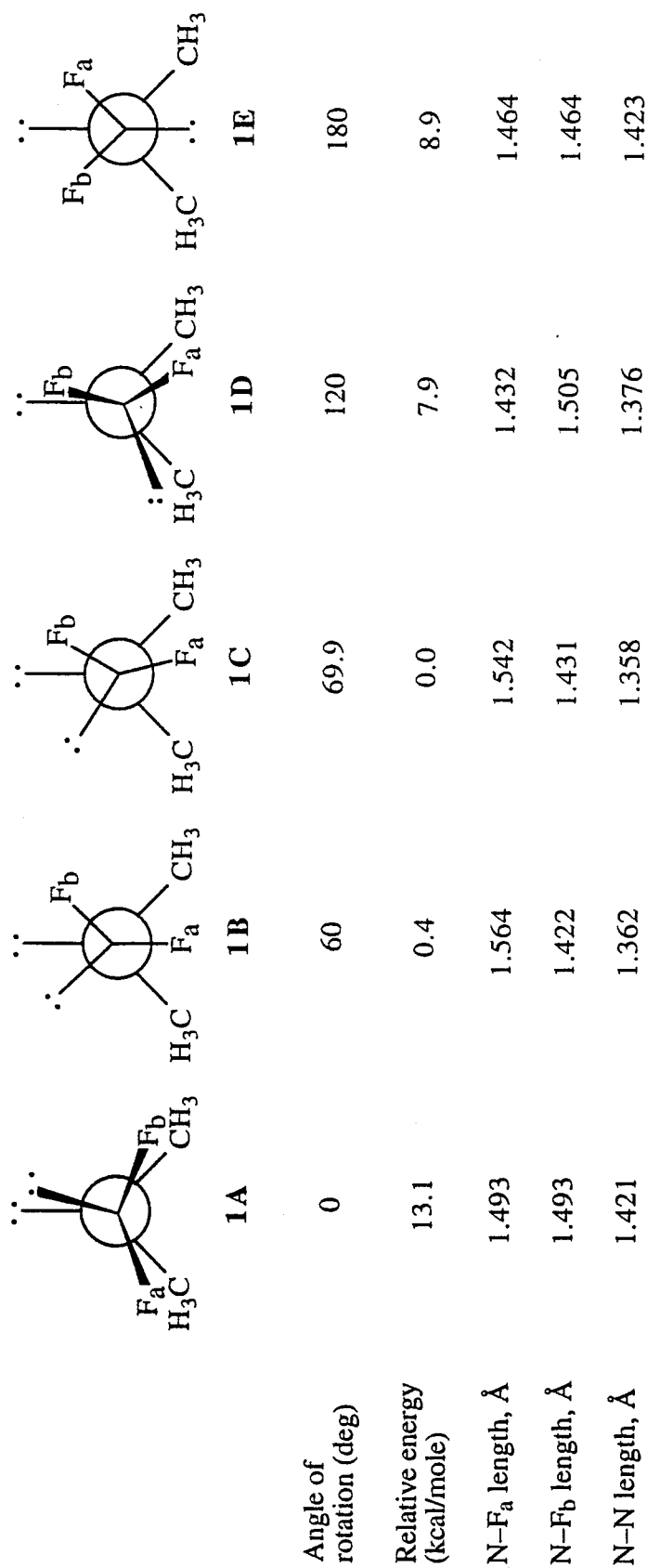


Figure 1. Calculated properties of conformers of $(\text{H}_3\text{C})_2\text{N}-\text{NF}_2$ produced by rotation around N-N bond. The lone pairs on the two nitrogens are included in the Newman projections. **1A** and **1D** represent completely eclipsed conformations; **1C** is the ground state.