

REPORT DOCUMENTATION PAGE

Form Approved
OMB No. 0704-0188

Public reporting burden for this collection of information is estimated to average 1 hour per response, including the time for reviewing instructions, searching existing data sources, gathering and maintaining the data needed, and completing and reviewing the collection of information. Send comments regarding this burden estimate or any other aspect of this collection of information, including suggestions for reducing this burden, to Washington Headquarters Services, Directorate for Information Operations and Reports, 1215 Jefferson Davis Highway, Suite 1204, Arlington, VA 22202-4302, and to the Office of Management and Budget, Paperwork Reduction Project (0704-0188), Washington, DC 20503.

1. AGENCY USE ONLY (Leave blank)	2. REPORT DATE	3. REPORT TYPE AND DATES COVERED FINAL 15 Sep 93 TO 14 Jan 95
----------------------------------	----------------	--

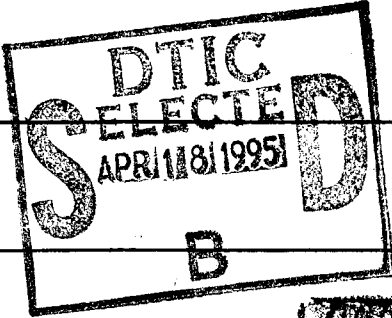
4. TITLE AND SUBTITLE INFRASTRUCTURE ENHANCEMENT FOR RESEARCH	5. FUNDING NUMBERS F49620-93-1-0581 62228D 4276/AS
--	---

6. AUTHOR(S) Dr Merritt C. Helvenston	
--	--

7. PERFORMING ORGANIZATION NAME(S) AND ADDRESS(ES) New Mexico Highlands University Dept of Chemsitry Las Vegas NM 87701	8. PERFORMING ORGANIZATION REPORT NUMBER 2500-0255
--	---

9. SPONSORING / MONITORING AGENCY NAME(S) AND ADDRESS(ES) AFOSR/NL 110 Duncan Ave Suite B115 Bolling AFB DC 20332-0001 Dr Hedberg	10. SPONSORING / MONITORING AGENCY REPORT NUMBER
---	--

11. SUPPLEMENTARY NOTES	
-------------------------	--



12a. DISTRIBUTION / AVAILABILITY STATEMENT Approved for public release; Distribution unlimited.	12b. DISTRIBUTION CODE DISTRIBUTION STATEMENT A Approved for public release Distribution Unlimited
---	--

13. ABSTRACT (Maximum 200 words)

Research equipment was purchased under this grant to improve New Mexico Highlands University's ability to compete for DoD research funding. The equipment was for chemical analysis and photophysics which included GC/MS, LC/MS, FTIR, single crystal X-ray diffractometer, workstation and software for quantum mechanical calculations and a regenerative amplifier for picosecond laser studies. work of DoD interest supported by the equipment is development of nonlinear optical materials, optical limiting and photorefractive devdices as well as environmental remediation technologies.

19950417 139

14. SUBJECT TERMS	15. NUMBER OF PAGES
	16. PRICE CODE

17. SECURITY CLASSIFICATION OF REPORT (U)	18. SECURITY CLASSIFICATION OF THIS PAGE (U)	19. SECURITY CLASSIFICATION OF ABSTRACT (U)	20. LIMITATION OF ABSTRACT (U)
--	---	--	-----------------------------------

Final Report

Infrastructure Enhancement for Research Grant (F49620-93-1-0581)

By Merritt C. Helvenston, New Mexico Highlands University

Research equipment was purchased under this grant to improve New Mexico Highlands University's ability to compete for DoD research funding. The equipment was for chemical analysis and photophysics which included GC/MS, LC/MS, FTIR, single crystal X-ray diffractometer, workstation and software for quantum mechanical calculations and a regenerative amplifier for picosecond laser studies. Work of DoD interest supported by the equipment is development of nonlinear optical materials, optical limiting and photorefractive devices as well as environmental remediation technologies.

Research Supported by New Equipment

Current nonlinear optics work at NMHU is part of a coalition of researches at several Universities and NASA facilities organized by chemistry professor Ronald Clark at NMHU. The program involves synthesis and characterization of donor-acceptor substituted benzenes for second harmonic generation and phthalocyanins thin films for third harmonic generation. Professors Gary Duerksen and Graham Allen in physics will perform Kurtz powder analysis.

Professor Helvenston of the Chemistry Department and the physicists will be working with charge transfer donor-acceptor complexes in polymer matrixes to study the potential for these materials to be used for optical limiting and dynamic optical refraction. This work will include picosecond time resolved studies.

Remediation studies of oxidative and reductive treatments are underway in Helvenston's group. Titania photocatalysis has been explored for remediation of dimethylnitrosamine, previously used as a rocket propellant. Also electrocatalytic reduction of chlorocarbons and nitroaromatics will be studied at both bare and surface derivitized electrodes.

All of these projects involve chemical synthesis and characterization which benefit from the improved analytical facilities (FTIR, GC-LC/MS and X-ray diffraction). The workstation and software are principally used for guidance toward optimal synthetic targets. The potentiostat is being used for the remediation studies and will be important in characterizing the electron transfer donor-acceptor complexes. The regenerative amplifier for the Nd:YAG laser will be used for time resolved studies of the donor-acceptor complexes. A more detailed description of the laser capabilities follows on page 3.

Budget Changes

Most expenditures closely mirrored projections given in the original proposal. An amendment was made to the budget effective March 4 1994 (see attached) which deleted capillary electrophoresis and total organic carbon analyzers from the original budget which were substituted for by X-ray and laser equipment. The \$21,000 of laser equipment approved in the March 4 1994 amendment covered a variety of \$1,000 to \$4,000 items. Instead of spending \$21,000 for these small items we spent \$2,770 on one item and \$36,000 for a major research capability for the laser lab, a regenerative amplifier (see page 3). This \$17,770 increase in the laser budget was offset by unexpectedly low bids on other items. Thus the total budget was unchanged. It is worth noting that NMHU committed over \$25,000 (above and beyond the \$69,806 in the budget below) to upgrade the electrical provisions in the engineering building to accommodate the new laser facility.

BUDGET

<u>EQUIPMENT</u>	<u>Projected Cost</u>	<u>Actual Expend.</u>
HPLC-GC/MS package	\$137,675	\$135,750
FT-IR	\$30,250	\$22,552
Potentiostat system	\$15,495	\$12,021
Computational package (workstation + software)	\$28,805	\$28,281
Laser equipment	\$21,000	\$38,770
<u>X-ray diffractometer</u>	<u>\$46,000</u>	<u>\$41,851</u>
TOTAL	\$279,225	\$279,225
Department of Defence (75%)	\$209,419	\$209,419
Mew Mexico Highlands (25%)	\$69,806	\$69,806

Vendors and models

HPLC-GC/MS package:

Mass Spectrometer: ATI Unicam AutoMass System I 120

Gas Chromatograph: Hewlett Packard 8690 series II

HPLC: ATI Unicam CRYTAL 200 (pumps) and 240 (diode array detector) and Spectra Physics ConductoMonitor III and RefractoMonitor IV detectors

LC-MS interface: Analytica ElectroSpray

FT-IR: Nicolet Magna 550

Potentiostat system: Bioanalytical Systems CV-50

Computational package: SGI Indigo II XL (workstation), Gaussian 94, Spatan and Hyperchem (software).

Laser equipment: Continuum RGA60-10 regenerative amplifier

X-ray diffractometer: Enraf-Nonius CAD4

tion For	
GRA&I	<input checked="" type="checkbox"/>
AB	<input type="checkbox"/>
need	<input type="checkbox"/>
tion	
tion/	
Availability Codes	
Dist	Avail and/or Special
A-1	

Laser Laboratory Capabilities

The Department of Physics at NMHU has purchased a picosecond regenerative laser amplifier from Continuum for use with a Quantronix 116 Nd:YAG laser. The purchase package also includes a second and third-harmonic generator and wavelength separator unit for second and third-harmonic outputs. Of the total \$57,770 for the regenerative amplifier, \$36,000 has been funded by the present grant, and balance of \$21,250 has been covered through funding from the Science and Technology Alliance. Additional collateral contributions to the acquisition come in the form of infrastructure enhancement and essential equipment donations that directly support the use of the instrument:

208 3Ø Service Panel and Outlets for Laboratory
Quantronix 116 Mode-Locked Laser System
Neslabs HX300 Chiller
Newport RS3000 Optical Table with Isolation Legs
Full Optics (rails, mounts, stages, lenses, mirrors, spectrometer, etc.)
Fast AlGaAs Detectors
PC-Based Data-Acquisition over IEEE 488 Bus with LabVIEW Software
Associated Electronics--Digitizing Oscilloscope, Lock-In Amplifier, Pulse Generator, etc.

Integration of the laboratory facility has already begun, providing four work-study students the opportunity to participate from the ground-up in the development and research use of ultrafast high-power laser instrumentation.

The system will supply optical pulses of 50mJ/pulse at 1064 nm, 25mJ/pulse at 532 nm, and 8mJ/pulse at 355 nm at a repetition rate of 10Hz. Because of the high pulse energies, white-light continuum can also be produced by self-phase modulation in a suitable medium (such as Sapphire). Initially, the pulse duration will be approximately 50ps, as limited by the seed laser, but the system will also produce pulses with shorter than picosecond duration if pulse-compression techniques are used.

The basic capability enabled by this system is pump-probe experimentation at high pump energies with fast temporal resolution, and quasi-tunability afforded by appropriate harmonic choice and through the generation of a white-light continuum. Specifically, this includes the following standard experimental techniques:

Time-Resolved Excited-State Spectroscopy
Transient Hole Burning
Degenerate & Non-Degenerate Four-Wave Mixing
Degenerate & Non-Degenerate Two-Photon Absorption

These techniques provide information about excited-state spectra and associated lifetimes, the magnitude and relaxation time of third-order nonlinearities, diffusion times, etc.

GRANT AMENDMENT
UNITED STATES AIR FORCE
 AIR FORCE OFFICE OF SCIENTIFIC RESEARCH
 BUILDING 410, BOLLING AFB, D. C. 20332-6448

GRANT NO. F49620-93-1-0581	AMEND P00001	EFFECTIVE DATE 04 Mar 94	PURCHASE REQUEST NO. N/A	PROJECT-TASK 4276/AS	PAGE 1 OF 2
-------------------------------	-----------------	-----------------------------	-----------------------------	-------------------------	-------------

GRANTEE New Mexico Highlands University National Avenue Las Vegas NV 87701 AFOSR's CFDA #12.800	AUTHORITY 10 U.S.C. 2358
	CHANGE IN GRANT AMOUNT N/A
	CHANGE IN DURATION N/A

ADMINISTRATIVE OFFICE AFOSR/PKA 110 Duncan Avenue Suite B115 Bolling AFB DC 20332-0001	SPONSORING SCIENTIFIC OFFICE AFOSR/NC 110 Duncan Avenue Suite B115 Bolling AFB DC 20332-0001	PAYING OFFICE DAO-DE AFDW/FS (202) 767-4736 170 Luke Avenue Suite 280 Bolling AFB DC 20332-5113
---	---	--

NEGOTIATOR (Name, Organization, Telephone No.) Marilyn Ramsey/PKA (202) 767-4064	PROGRAM MANAGER (Name, Organization, Telephone No.) DR. FREDERICK L. HEDBERG/NC (202) 767-4963
--	--

ACCOUNTING AND APPROPRIATION DATA
N/A



THE GRANT IDENTIFICATION ABOVE IS MODIFIED AS FOLLOWS:

By deleting the existing list of permanent equipment in its entirety and substituting the following equipment:

ITEM DESCRIPTION	ESTIMATED CHARGE TO GRANT FUNDS
HPLC/Ion Chromatography	\$ 35,675
GC-MS	102,000
FT-IR	30,250
Potentiostat/Galvanostat System	15,495
Computer Workstation	14,225
Density Functional Software	14,580
Single Crystal X-ray (1 each)	46,000
Laser Modifications (1 each)	21,000

By establishing the grantee's cost sharing contribution (cumulative) as \$69,806 for the period 15 Sep 93 to 14 Sep 94.

EXCEPT AS PROVIDED WHEREIN, ALL TERMS AND CONDITIONS OF THE GRANT, AS HERETOFORE CHANGED, REMAIN UNCHANGED AND IN FULL FORCE AND EFFECT.

FOR THE GRANTEE		FOR THE UNITED STATES OF AMERICA	
SIGNATURE OF PERSON AUTHORIZED TO SIGN 		SIGNATURE OF CONTRACTING OFFICER 	
NAME AND TITLE OF SIGNER (Type or Print) Gilbert Sanchez, Ph.D. President	DATE SIGNED	NAME OF CONTRACTING OFFICER (Type or Print) VERNITA J. SLATER Administrative Contracting Officer	DATE SIGNED 3 May 94