




Department of Defense
SELECTED MEDICAL CARE STATISTICS

L02

December 31, 1994

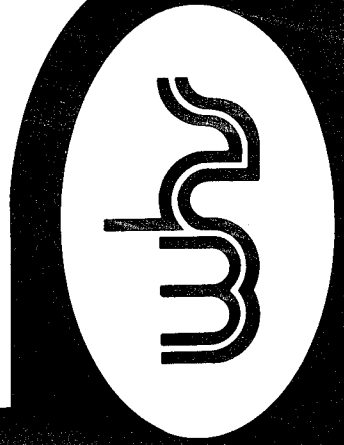
19950509 058



DTIC
ELECTE
MAY 10 1995
S D C

DISTRIBUTION STATEMENT A
Approved for public release
Distribution Unlimited

DTIC QUALITY INSPECTED 6



DIRECTORATE FOR INFORMATION
OPERATIONS AND REPORTS (DIOR)

Department of Defense Selected Medical Care Statistics

December 31, 1994

Washington Headquarters Services
Directorate for Information
Operations and Reports

FOR SALE BY THE SUPERINTENDENT OF DOCUMENTS
U. S. GOVERNMENT PRINTING OFFICE
WASHINGTON, D. C. 20402
TELEPHONE: (202) 512-1800

~~DTIC and NTIS identification number for this publication is D10R/L02-93704.~~

Accession For	
NTIS	<input checked="" type="checkbox"/>
CRA&	<input type="checkbox"/>
DTIC	<input type="checkbox"/>
TAB	<input type="checkbox"/>
Unannounced Justification	<input type="checkbox"/>
By _____	
Distribution / _____	
Availability Codes	
Dist	Avail and/or Special
AF1	

FOREWORD

Selected Medical Care Statistics (SMCS) is a quarterly publication prepared by the Washington Headquarters Services, Directorate for Information Operations and Reports (WHS/DIOR) of the Office of the Secretary of Defense.

SMCS presents quarterly summary data concerning medical care provided at fixed military medical facilities located in: (1) the United States (including Alaska and Hawaii) and (2) outside the United States, in territories, possessions, and foreign countries. This publication contains pie charts which are based on the percentage of the DoD worldwide total for each of the categories. Admissions and beds occupied by dependents of other uniformed personnel (Public Health Service (PHS), Coast Guard (CG), National Oceanic Atmospheric Administration (NOAA)) are less than one percent and are included in the "other" category on applicable charts and graphs.

This publication is generated from a data base developed and maintained in consonance with Department of Defense Instruction (DoDI) 6015.14, July 13, 1990, under Report Control Symbol DA&M(Q)1474, by the Manpower Management Information Division of WHS/DIOR.

TABLE OF CONTENTS

PAGE

TABLE NUMBER

QUARTER ENDING DECEMBER 31, 1994

Table 1.1	Operating Beds/Operating Bassinets/Beds Occupied - Worldwide.....	1
Figure 1.1	Beds Occupied - Worldwide Summary (ADPL).....	3
Table 1.2	Operating Beds/Operating Bassinets/Beds Occupied - United States.....	4
Table 1.3	Operating Beds/Operating Bassinets/Beds Occupied - Overseas.....	6
Table 2.1	Admissions - Worldwide.....	8
Figure 2.1	Admissions - Worldwide Summary.....	10
Table 2.2	Admissions - United States.....	11
Table 2.3	Admissions - Overseas.....	13
Table 3.1	Outpatient Visits and Live Births - Worldwide.....	15
Figure 3.1	Outpatient Visits - Worldwide Summary.....	17
Table 3.2	Outpatient Visits and Live Births - United States.....	18
Table 3.3	Outpatient Visits and Live Births - Overseas.....	20
	GLOSSARY.....	23

TABLE 1.1

OPERATING BEDS/OPERATING BASSINETS/BEDS OCCUPIED - WORLDWIDE

QUARTER ENDING DECEMBER 31, 1994

FIXED MILITARY MEDICAL FACILITIES	DOD TOTAL	ARMY FACILITIES	NAVY FACILITIES	AIR FORCE FACILITIES
NUMBER OF OPERATING BEDS - TOTAL	9,935	4,215	3,078	2,642
NUMBER OF OPERATING BASSINETS - TOTAL	1,452	501	221	730
NUMBER OF BEDS OCCUPIED (DAILY AVERAGE (ADPL)) - TOTAL	5,909	2,889	1,446	1,574
BEDS OCCUPIED BY US ACTIVE DUTY UNIFORMED PERSONNEL - TOTAL	1,951	900	627	424
MILITARY	1,933	895	618	420
ARMY	881	764	39	78
NAVY-MARINE CORPS	664	71	559	34
AIR FORCE	388	60	20	308
OTHER UNIFORMED PERSONNEL (PHS,CG,NOAA) - TOTAL	18	5	9	4
BEDS OCCUPIED BY RETIRED US UNIFORMED PERSONNEL - TOTAL	1,168	559	242	367
RETIRED MILITARY	1,159	556	238	365
ARMY	490	375	38	77
NAVY-MARINE CORPS	282	61	169	52
AIR FORCE	387	120	31	236
OTHER RETIRED UNIFORMED PERSONNEL (PHS,CG,NOAA) - TOTAL	9	3	4	2

Prepared by: Washington Headquarters Services
 Directorate for Information
 Operations and Reports

TABLE 1.1
OPERATING BEDS/OPERATING BASSINETS/BEDS OCCUPIED - WORLDWIDE

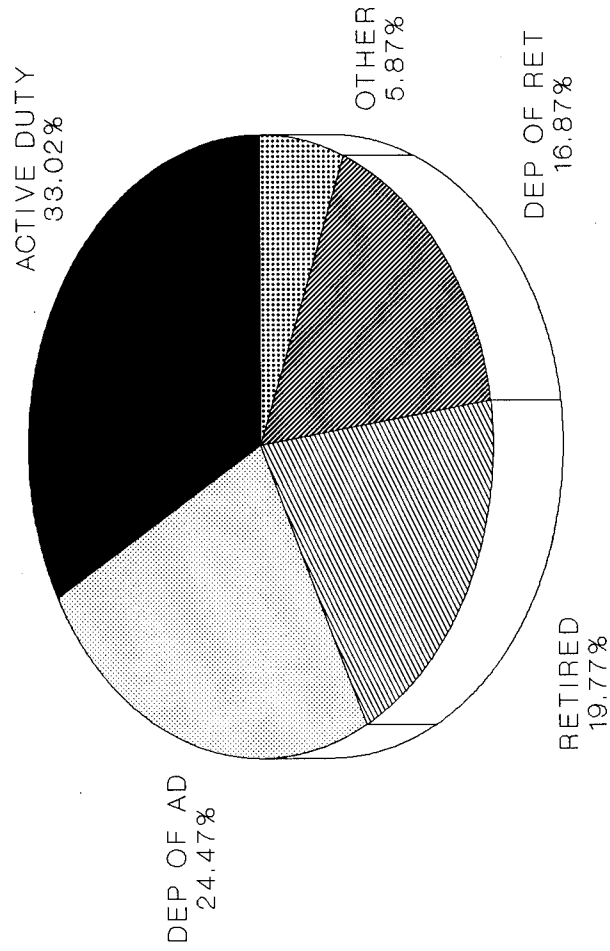
QUARTER ENDING DECEMBER 31, 1994

FIXED MILITARY MEDICAL FACILITIES	DOD TOTAL	ARMY FACILITIES	NAVY FACILITIES	AIR FORCE FACILITIES
BEDS OCCUPIED BY DEPENDENTS OF US ACTIVE DUTY MILITARY PERSONNEL	1,446	720	355	371
ARMY	634	571	20	43
NAVY-MARINE CORPS	423	68	310	45
AIR FORCE	389	81	25	283
BEDS OCCUPIED BY DEPENDENTS OF RETIRED AND DECEASED US MILITARY PERSONNEL	997	496	179	322
ARMY	432	335	29	68
NAVY-MARINE CORPS	232	59	127	46
AIR FORCE	333	102	23	208
BEDS OCCUPIED BY DEPENDENTS OF OTHER UNIFORMED PERSONNEL (PHS,CG,NOAA)	21	7	8	6
BEDS OCCUPIED BY ALL OTHER BENEFICIARIES	326	207	35	84
- TOTAL				
- TOTAL				
- TOTAL				

Prepared by: Washington Headquarters Services
 Directorate for Information
 Operations and Reports

BEDS OCCUPIED - WORLDWIDE SUMMARY (ADPL)

QUARTER ENDING DECEMBER 31, 1994



Prepared by: Washington Headquarters Services
Directorate for Information
Operations and Reports

FIGURE 1.1

TABLE 1.2
OPERATING BEDS/OPERATING BASSINETS/BEDS OCCUPIED - UNITED STATES

QUARTER ENDING DECEMBER 31, 1994

FIXED MILITARY MEDICAL FACILITIES	DOD TOTAL	ARMY FACILITIES	NAVY FACILITIES	AIR FORCE FACILITIES
NUMBER OF OPERATING BEDS - TOTAL	8,980	3,812	2,671	2,497
NUMBER OF OPERATING BASSINETS - TOTAL	1,338	483	181	674
NUMBER OF BEDS OCCUPIED (DAILY AVERAGE (ADPL)) - TOTAL	5,399	2,622	1,272	1,505
BEDS OCCUPIED BY US ACTIVE DUTY UNIFORMED PERSONNEL - TOTAL	1,682	760	530	392
MILITARY	1,664	755	521	388
ARMY	754	643	35	76
NAVY-MARINE CORPS	571	66	474	31
AIR FORCE	339	46	12	281
OTHER UNIFORMED PERSONNEL (PHS,CG,NOAA) - TOTAL	18	5	9	4
BEDS OCCUPIED BY RETIRED US UNIFORMED PERSONNEL - TOTAL	1,145	545	236	364
RETIRED MILITARY	1,136	542	232	362
ARMY	479	365	37	77
NAVY-MARINE CORPS	276	60	165	51
AIR FORCE	381	117	30	234
OTHER RETIRED UNIFORMED PERSONNEL (PHS,CG,NOAA) - TOTAL	9	3	4	2

Prepared by: Washington Headquarters Services
Directorate for Information
Operations and Reports

TABLE 1.2
OPERATING BEDS/OPERATING BASSINETS/BEDS OCCUPIED - UNITED STATES

QUARTER ENDING DECEMBER 31, 1994

FIXED MILITARY MEDICAL FACILITIES	DOD TOTAL	ARMY FACILITIES	NAVY FACILITIES	AIR FORCE FACILITIES
BEDS OCCUPIED BY DEPENDENTS OF US ACTIVE DUTY MILITARY PERSONNEL	- TOTAL 1,280	638	301	341
ARMY	566	508	16	42
NAVY-MARINE CORPS	381	66	272	43
AIR FORCE	333	64	13	256
BEDS OCCUPIED BY DEPENDENTS OF RETIRED AND DECEASED US MILITARY PERSONNEL	- TOTAL 981	486	174	321
ARMY	425	329	28	68
NAVY-MARINE CORPS	228	58	124	46
AIR FORCE	328	99	22	207
BEDS OCCUPIED BY DEPENDENTS OF OTHER UNIFORMED PERSONNEL (PHS, CG, NOAA)	- TOTAL 20	7	7	6
BEDS OCCUPIED BY ALL OTHER BENEFICIARIES	- TOTAL 291	186	24	81

Prepared by: Washington Headquarters Services
Directorate for Information
Operations and Reports

TABLE 1.3

OPERATING BEDS/OPERATING BASSINETS/BEDS OCCUPIED - OVERSEAS

QUARTER ENDING DECEMBER 31, 1994

FIXED MILITARY MEDICAL FACILITIES	DOD TOTAL	ARMY FACILITIES	NAVY FACILITIES	AIR FORCE FACILITIES
NUMBER OF OPERATING BEDS - TOTAL	955	403	407	145
NUMBER OF OPERATING BASSINETS - TOTAL	114	18	40	56
NUMBER OF BEDS OCCUPIED (DAILY AVERAGE (ADPL)) - TOTAL	510	267	174	69
BEDS OCCUPIED BY US ACTIVE DUTY UNIFORMED PERSONNEL - TOTAL	269	140	97	32
MILITARY - TOTAL	269	140	97	32
ARMY	127	121	4	2
NAVY-MARINE CORPS	93	5	85	3
AIR FORCE	49	14	8	27
OTHER UNIFORMED PERSONNEL (PHS,CG,NOAA) - TOTAL	0	0	0	0
BEDS OCCUPIED BY RETIRED US UNIFORMED PERSONNEL - TOTAL	23	14	6	3
RETIRED MILITARY - TOTAL	23	14	6	3
ARMY	11	10	1	0
NAVY-MARINE CORPS	6	1	4	1
AIR FORCE	6	3	1	2
OTHER RETIRED UNIFORMED PERSONNEL (PHS,CG,NOAA) - TOTAL	0	0	0	0

Prepared by: Washington Headquarters Services
 Directorate for Information
 Operations and Reports

TABLE 1.3
OPERATING BEDS/OPERATING BASSINETS/BEDS OCCUPIED - OVERSEAS

QUARTER ENDING DECEMBER 31, 1994

FIXED MILITARY MEDICAL FACILITIES	DOD TOTAL	ARMY FACILITIES	NAVY FACILITIES	AIR FORCE FACILITIES
BEDS OCCUPIED BY DEPENDENTS OF US ACTIVE DUTY MILITARY PERSONNEL	166	82	54	30
ARMY	68	63	4	1
NAVY-MARINE CORPS	42	2	38	2
AIR FORCE	56	17	12	27
BEDS OCCUPIED BY DEPENDENTS OF RETIRED AND DECEASED US MILITARY PERSONNEL	16	10	5	1
ARMY	7	6	1	0
NAVY-MARINE CORPS	4	1	3	0
AIR FORCE	5	3	1	1
BEDS OCCUPIED BY DEPENDENTS OF OTHER UNIFORMED PERSONNEL (PHS, CG, NOAA)	1	0	1	0
BEDS OCCUPIED BY ALL OTHER BENEFICIARIES	35	21	11	3

Prepared by: Washington Headquarters Services
 Directorate for Information
 Operations and Reports

TABLE 2.1

ADMISSIONS - WORLDWIDE

QUARTER ENDING DECEMBER 31, 1994

FIXED MILITARY MEDICAL FACILITIES	DOD TOTAL	ARMY FACILITIES	NAVY FACILITIES	AIR FORCE FACILITIES
NUMBER OF ADMISSIONS - TOTAL	140,785	66,532	34,647	39,606
ADMISSIONS OF US ACTIVE DUTY UNIFORMED PERSONNEL - TOTAL	40,980	17,927	12,941	10,112
MILITARY	40,484	17,818	12,684	9,982
ARMY	17,048	15,340	602	1,106
NAVY-MARINE CORPS	13,444	1,216	11,502	726
AIR FORCE	9,992	1,262	580	8,150
OTHER UNIFORMED PERSONNEL (PHS,CG,NOAA) - TOTAL	496	109	257	130
ADMISSIONS OF RETIRED US UNIFORMED PERSONNEL - TOTAL	22,412	10,329	4,869	7,214
ADMISSIONS OF RETIRED MILITARY - TOTAL	22,226	10,279	4,787	7,160
ARMY	9,076	6,908	752	1,416
NAVY-MARINE CORPS	5,469	1,114	3,352	1,003
AIR FORCE	7,681	2,257	683	4,741
ADMISSIONS OF OTHER RETIRED UNIFORMED PERSONNEL (PHS,CG,NOAA) - TOTAL	186	50	82	54

Prepared by: Washington Headquarters Services
 Directorate for Information
 Operations and Reports

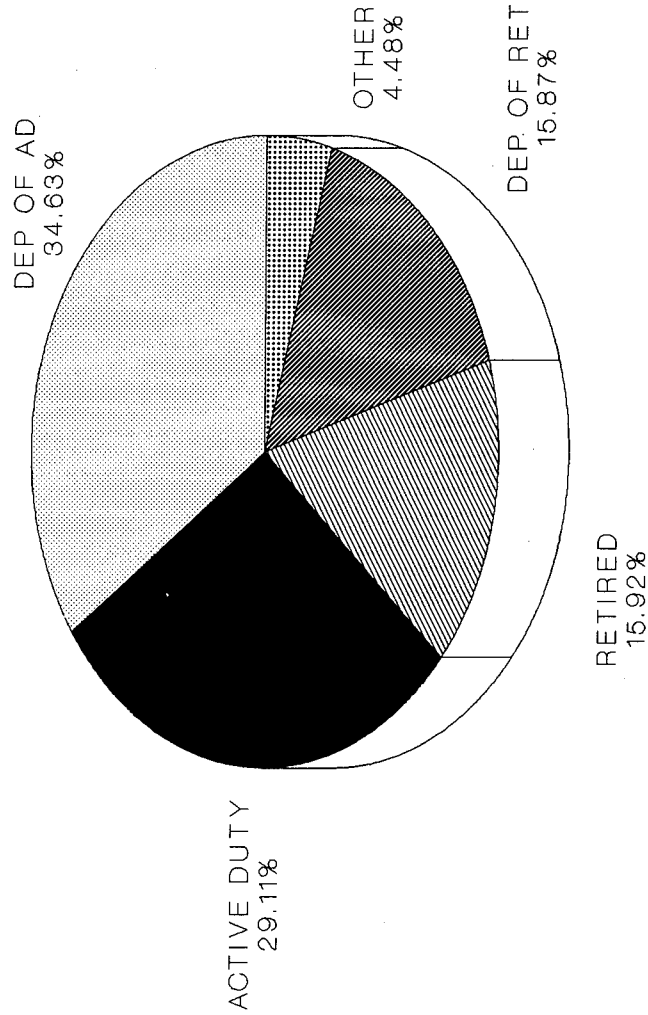
TABLE 2.1
ADMISSIONS - WORLDWIDE
QUARTER ENDING DECEMBER 31, 1994

FIXED MILITARY MEDICAL FACILITIES	DOD TOTAL	ARMY FACILITIES	NAVY FACILITIES	AIR FORCE FACILITIES
ADMISSIONS OF DEPENDENTS OF US ACTIVE DUTY MILITARY PERSONNEL	48,748	24,144	11,731	12,873
ARMY	21,490	19,709	543	1,238
NAVY-MARINE CORPS	13,725	2,012	10,378	1,335
AIR FORCE	13,533	2,423	810	10,300
ADMISSIONS OF DEPENDENTS OF RETIRED AND DECEASED US MILITARY PERSONNEL	22,344	10,322	4,307	7,715
ARMY	9,401	7,200	689	1,512
NAVY-MARINE CORPS	5,246	1,112	3,023	1,111
AIR FORCE	7,697	2,010	595	5,092
ADMISSIONS OF DEPENDENTS OF OTHER UNIFORMED MILITARY PERSONNEL	676	219	250	207
ADMISSIONS OF ALL OTHER BENEFICIARIES	5,625	3,591	549	1,485

Prepared by: Washington Headquarters Services
Directorate for Information
Operations and Reports

ADMISSIONS - WORLDWIDE SUMMARY

QUARTER ENDING DECEMBER 31, 1994



Prepared by: Washington Headquarters Services
Directorate for Information
Operations and Reports

FIGURE 2.1

TABLE 2.2
ADMISSIONS - UNITED STATES
QUARTER ENDING DECEMBER 31, 1994

FIXED MILITARY MEDICAL FACILITIES	DOD TOTAL	ARMY FACILITIES	NAVY FACILITIES	AIR FORCE FACILITIES
NUMBER OF ADMISSIONS - TOTAL	127,687	59,940	30,454	37,293
ADMISSIONS OF US ACTIVE DUTY UNIFORMED PERSONNEL - TOTAL	35,341	15,020	11,202	9,119
MILITARY - TOTAL	34,849	14,912	10,948	8,989
ARMY	14,502	12,941	522	1,039
NAVY-MARINE CORPS	11,841	1,099	10,088	654
AIR FORCE	8,506	872	338	7,296
OTHER UNIFORMED PERSONNEL (PHS,CG,NOAA) - TOTAL	492	108	254	130
ADMISSIONS OF RETIRED US UNIFORMED PERSONNEL - TOTAL	21,916	10,068	4,694	7,154
ADMISSIONS OF RETIRED MILITARY - TOTAL	21,730	10,018	4,612	7,100
ARMY	8,845	6,721	717	1,407
NAVY-MARINE CORPS	5,354	1,106	3,253	995
AIR FORCE	7,531	2,191	642	4,698
ADMISSIONS OF OTHER RETIRED UNIFORMED PERSONNEL (PHS,CG,NOAA) - TOTAL	186	50	82	54

Prepared by: Washington Headquarters Services
Directorate for Information
Operations and Reports

TABLE 2.2
ADMISSIONS - UNITED STATES

QUARTER ENDING DECEMBER 31, 1994

FIXED MILITARY MEDICAL FACILITIES	DOD TOTAL	ARMY FACILITIES	NAVY FACILITIES	AIR FORCE FACILITIES
ADMISSIONS OF DEPENDENTS OF US ACTIVE DUTY MILITARY PERSONNEL	- TOTAL 43,016	21,393	9,888	11,735
ARMY	19,233	17,570	467	1,196
NAVY-MARINE CORPS	12,220	1,950	8,999	1,271
AIR FORCE	11,563	1,873	422	9,268
ADMISSIONS OF DEPENDENTS OF RETIRED AND DECEASED US MILITARY PERSONNEL	- TOTAL 21,919	10,111	4,142	7,666
ARMY	9,218	7,063	650	1,505
NAVY-MARINE CORPS	5,135	1,097	2,930	1,108
AIR FORCE	7,566	1,951	562	5,053
ADMISSIONS OF DEPENDENTS OF OTHER UNIFORMED MILITARY PERSONNEL	- TOTAL 666	217	242	207
ADMISSIONS OF ALL OTHER BENEFICIARIES	- TOTAL 4,829	3,131	286	1,412

Prepared by: Washington Headquarters Services
Directorate for Information
Operations and Reports

TABLE 2.3
ADMISSIONS - OVERSEAS

QUARTER ENDING DECEMBER 31, 1994

FIXED MILITARY MEDICAL FACILITIES	DOD TOTAL	ARMY FACILITIES	NAVY FACILITIES	AIR FORCE FACILITIES
NUMBER OF ADMISSIONS - TOTAL	13,098	6,592	4,193	2,313
ADMISSIONS OF US ACTIVE DUTY UNIFORMED PERSONNEL - TOTAL	5,639	2,907	1,739	993
MILITARY - TOTAL	5,635	2,906	1,736	993
ARMY	2,546	2,399	80	67
NAVY-MARINE CORPS	1,603	117	1,414	72
AIR FORCE	1,486	390	242	854
OTHER UNIFORMED PERSONNEL (PHS,CG,NOAA) - TOTAL	4	1	3	0
ADMISSIONS OF RETIRED US UNIFORMED PERSONNEL - TOTAL	496	261	175	60
ADMISSIONS OF RETIRED MILITARY - TOTAL	496	261	175	60
ARMY	231	187	35	9
NAVY-MARINE CORPS	115	8	99	8
AIR FORCE	150	66	41	43
ADMISSIONS OF OTHER RETIRED UNIFORMED PERSONNEL (PHS,CG,NOAA) - TOTAL	0	0	0	0

Prepared by: Washington Headquarters Services
Directorate for Information
Operations and Reports

TABLE 2.3

ADMISSIONS - OVERSEAS

QUARTER ENDING DECEMBER 31, 1994

FIXED MILITARY MEDICAL FACILITIES	DOD TOTAL	ARMY FACILITIES	NAVY FACILITIES	AIR FORCE FACILITIES
ADMISSIONS OF DEPENDENTS OF US ACTIVE DUTY MILITARY PERSONNEL	- TOTAL	2,751	1,843	1,138
ARMY	2,257	2,139	76	42
NAVY-MARINE CORPS	1,505	62	1,379	64
AIR FORCE	1,970	550	388	1,032
ADMISSIONS OF DEPENDENTS OF RETIRED AND DECEASED US MILITARY PERSONNEL	- TOTAL	211	165	49
ARMY	183	137	39	7
NAVY-MARINE CORPS	111	15	93	3
AIR FORCE	131	59	33	39
ADMISSIONS OF DEPENDENTS OF OTHER UNIFORMED MILITARY PERSONNEL	- TOTAL	2	8	0
ADMISSIONS OF ALL OTHER BENEFICIARIES	- TOTAL	460	263	73

Prepared by: Washington Headquarters Services
 Directorate for Information
 Operations and Reports

TABLE 3.1
OUTPATIENT VISITS AND LIVE BIRTHS - WORLDWIDE
QUARTER ENDING DECEMBER 31, 1994

FIXED MILITARY MEDICAL FACILITIES	DOD TOTAL	ARMY FACILITIES	NAVY FACILITIES	AIR FORCE FACILITIES
NUMBER OF OUTPATIENT VISITS	- TOTAL	4,085,127	2,635,383	2,960,895
OUTPATIENT VISITS BY US ACTIVE DUTY UNIFORMED PERSONNEL	- TOTAL	1,514,012	1,146,299	896,352
MILITARY	- TOTAL	1,509,748	1,134,134	891,747
ARMY	1,499,494	1,424,155	24,417	50,922
NAVY-MARINE CORPS	1,172,136	42,304	1,092,663	37,169
AIR FORCE	863,999	43,289	17,054	803,656
OTHER UNIFORMED PERSONNEL (PHS,CG,NOAA)	- TOTAL	4,264	12,165	4,605
OUTPATIENT VISITS BY RETIRED US UNIFORMED PERSONNEL	- TOTAL	410,565	216,739	369,106
OUTPATIENT VISITS BY DEPENDENTS OF US ACTIVE DUTY UNIFORMED PERSONNEL	- TOTAL	1,408,624	884,225	1,118,680
DEPENDENTS OF MILITARY PERSONNEL	- TOTAL	1,399,708	869,482	1,107,928
ARMY	1,338,739	1,217,379	36,349	85,011
NAVY-MARINE CORPS	969,464	88,951	801,352	79,161
AIR FORCE	1,068,915	93,378	31,781	943,756
DEPENDENTS OF OTHER UNIFORMED PERSONNEL (PHS,CG,NOAA)	- TOTAL	8,916	14,743	10,752

Prepared by: Washington Headquarters Services
 Directorate for Information
 Operations and Reports

TABLE 3.1

OUTPATIENT VISITS AND LIVE BIRTHS - WORLDWIDE

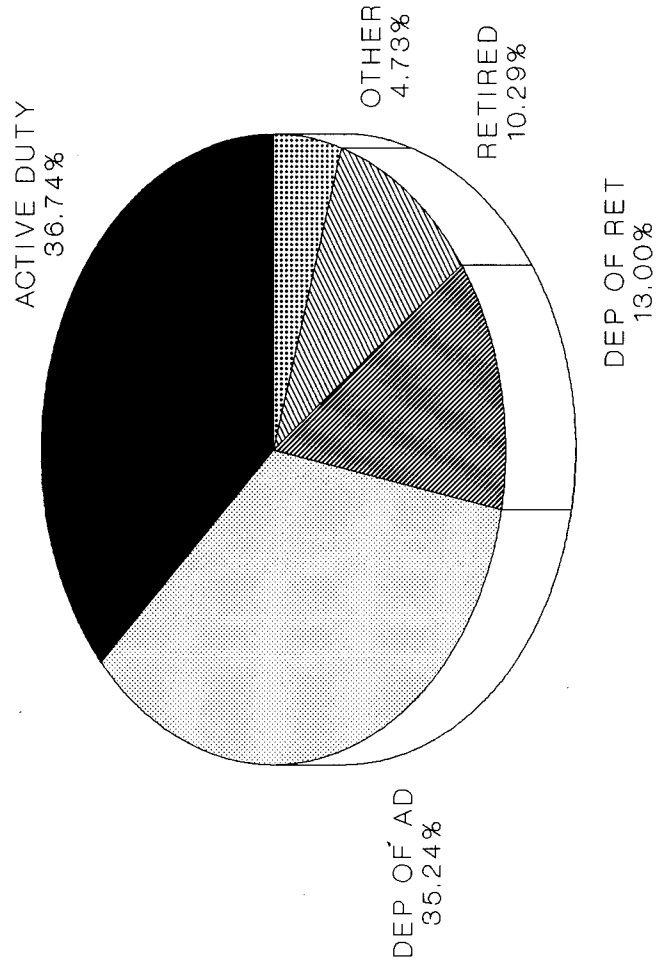
QUARTER ENDING DECEMBER 31, 1994

FIXED MILITARY MEDICAL FACILITIES	DOD TOTAL	ARMY FACILITIES	NAVY FACILITIES	AIR FORCE FACILITIES
OUTPATIENT VISITS BY DEPENDENTS OF RETIRED AND DECEASED US UNIFORMED PERSONNEL - TOTAL	1,258,580	530,863	244,856	482,861
OUTPATIENT VISITS BY ALL OTHER BENEFICIARIES - TOTAL	458,223	221,063	143,264	93,896
NUMBER OF LIVE BIRTHS - TOTAL	16,720	7,207	4,594	4,919

Prepared by: Washington Headquarters Services
 Directorate for Information
 Operations and Reports

OUTPATIENT VISITS - WORLDWIDE SUMMARY

QUARTER ENDING DECEMBER 31, 1994



Prepared by: Washington Headquarters Services
Directorate for Information
Operations and Reports

FIGURE 3.1

TABLE 3.2

OUTPATIENT VISITS AND LIVE BIRTHS - UNITED STATES

QUARTER ENDING DECEMBER 31, 1994

FIXED MILITARY MEDICAL FACILITIES	DOD TOTAL	ARMY FACILITIES	NAVY FACILITIES	AIR FORCE FACILITIES
NUMBER OF OUTPATIENT VISITS	8,562,807	3,567,490	2,319,057	2,676,260
OUTPATIENT VISITS BY US ACTIVE DUTY UNIFORMED PERSONNEL	3,042,756	1,262,410	1,002,673	777,673
MILITARY	3,022,443	1,258,178	991,149	773,116
ARMY	1,252,846	1,186,740	20,791	45,315
NAVY-MARINE CORPS	1,031,157	38,859	959,730	32,568
AIR FORCE	738,440	32,579	10,628	695,233
OTHER UNIFORMED PERSONNEL (PHS, CG, NOAA)	20,313	4,232	11,524	4,557
OUTPATIENT VISITS BY RETIRED US UNIFORMED PERSONNEL	970,169	397,183	208,395	364,591
OUTPATIENT VISITS BY DEPENDENTS OF US ACTIVE DUTY UNIFORMED PERSONNEL	2,922,287	1,200,318	750,815	971,154
DEPENDENTS OF MILITARY PERSONNEL	2,890,134	1,191,430	737,202	961,502
ARMY	1,138,445	1,030,421	30,861	77,163
NAVY-MARINE CORPS	844,651	85,076	686,737	72,838
AIR FORCE	907,038	75,933	19,604	811,501
DEPENDENTS OF OTHER UNIFORMED PERSONNEL (PHS, CG, NOAA)	32,153	8,888	13,613	9,652

Prepared by: Washington Headquarters Services
 Directorate for Information
 Operations and Reports

TABLE 3.2
OUTPATIENT VISITS AND LIVE BIRTHS - UNITED STATES
QUARTER ENDING DECEMBER 31, 1994

FIXED MILITARY MEDICAL FACILITIES	DOD TOTAL	ARMY FACILITIES	NAVY FACILITIES	AIR FORCE FACILITIES
OUTPATIENT VISITS BY DEPENDENTS OF RETIRED AND DECEASED US UNIFORMED PERSONNEL	- TOTAL 1,235,770	521,552	235,663	478,555
OUTPATIENT VISITS BY ALL OTHER BENEFICIARIES	- TOTAL 391,825	186,027	121,511	84,287
NUMBER OF LIVE BIRTHS	- TOTAL 14,626	6,333	3,781	4,512

Prepared by: Washington Headquarters Services
 Directorate for Information
 Operations and Reports

TABLE 3.3
OUTPATIENT VISITS AND LIVE BIRTHS - OVERSEAS

QUARTER ENDING DECEMBER 31, 1994

FIXED MILITARY MEDICAL FACILITIES	DOD TOTAL	ARMY FACILITIES	NAVY FACILITIES	AIR FORCE FACILITIES
NUMBER OF OUTPATIENT VISITS - TOTAL	1,118,598	517,637	316,326	284,635
OUTPATIENT VISITS BY US ACTIVE DUTY UNIFORMED PERSONNEL - TOTAL	513,907	251,602	143,626	118,679
MILITARY - TOTAL	513,186	251,570	142,985	118,631
ARMY	246,648	237,415	3,626	5,607
NAVY-MARINE CORPS	140,979	3,445	132,933	4,601
AIR FORCE	125,559	10,710	6,426	108,423
OTHER UNIFORMED PERSONNEL (PHS, CG, NOAA) - TOTAL	721	32	641	48
OUTPATIENT VISITS BY RETIRED US UNIFORMED PERSONNEL - TOTAL	26,241	13,382	8,344	4,515
OUTPATIENT VISITS BY DEPENDENTS OF US ACTIVE DUTY UNIFORMED PERSONNEL - TOTAL	489,242	208,306	133,410	147,526
DEPENDENTS OF MILITARY PERSONNEL - TOTAL	486,984	208,278	132,280	146,426
ARMY	200,294	186,958	5,488	7,848
NAVY-MARINE CORPS	124,813	3,875	114,615	6,323
AIR FORCE	161,877	17,445	12,177	132,255
DEPENDENTS OF OTHER UNIFORMED PERSONNEL (PHS, CG, NOAA) - TOTAL	2,258	28	1,130	1,100

Prepared by: Washington Headquarters Services
Directorate for Information
Operations and Reports

TABLE 3.3
OUTPATIENT VISITS AND LIVE BIRTHS - OVERSEAS

QUARTER ENDING DECEMBER 31, 1994

FIXED MILITARY MEDICAL FACILITIES	DOD TOTAL	ARMY FACILITIES	NAVY FACILITIES	AIR FORCE FACILITIES
OUTPATIENT VISITS BY DEPENDENTS OF RETIRED AND DECEASED US UNIFORMED PERSONNEL	- TOTAL 22,810	9,311	9,193	4,306
OUTPATIENT VISITS BY ALL OTHER BENEFICIARIES	- TOTAL 66,398	35,036	21,753	9,609
NUMBER OF LIVE BIRTHS	- TOTAL 2,094	874	813	407

Prepared by: Washington Headquarters Services
Directorate for Information
Operations and Reports

GLOSSARY

Admission. An act of placing an individual under treatment or observation in a hospital. The day of admission is the day on which the hospital makes a formal acceptance of the patient who is to be provided with room, board, and continuous nursing service in the area of the hospital where patients normally stay at least overnight. While the admission of a newborn is deemed to occur at time of birth, these neonates are reported separately and excluded from the admission data.

Average Daily Patient Load (ADPL). Average number of inpatients in the hospital and receiving care each day during a reported period. Included are patients on pass or liberty not in excess of 72 hours and patients admitted and discharged on the same day. Excluded are newborns, patients on convalescent leave, and patients authorized to subsist out. ADPL is calculated by dividing the number of occupied bed days during the period by the total number of days in the reported period.

Bassinets Day. A day spent in the newborn nursery by a healthy infant. This excludes days spent by infants in equipment referred to as a bassinets on any pediatric nursing unit, pediatric intensive care unit, or other nursing unit.

Live Births. The complete expulsion or extraction from a mother of a product of conception, irrespective of the duration of pregnancy, which, after such separation, breathes or shows any other evidence of life such as heartbeat, umbilical cord pulsation, or definite movement of voluntary muscles, whether or not the umbilical cord has been cut or the placenta is attached. Heartbeats are to be distinguished from transient cardiac contractions; respirations are to be distinguished from fleeting respiratory efforts or gasps.

Operating Bed. Accommodation in a functioning medical treatment facility that is currently set up and ready in all respects for the care of a patient. It must include supporting space, equipment, medical material, ancillary and support services, and staff to operate under normal circumstances. Excluded are transient patient beds, bassinets, incubators, labor beds, and recovery beds.

Outpatient Visit. A hospital program for the performance of elective surgical procedures on patients who are not admitted to the hospital as inpatients.