

U.S. ARMY
MATERIEL COMMAND

— COMMITTED TO PROTECTION OF THE ENVIRONMENT —

FINAL PHASE II
DATA ADDENDUM
SITE 36-7: SOLID WASTE BURIAL/SANITARY PI

September 1988
Contract Number DAAK11-84-D-0016
(Version 3.1)

Rocky

FILE COPY

Rocky Mountain Arsenal
Information Center
Commerce City, Colorado

Environmental Science And Engineering, Inc.
Harding Lawson Associates

REQUESTS FOR COPIES OF THIS DOCUMENT
SHOULD BE REFERRED TO THE PROGRAM MANAGER
FOR THE ROCKY MOUNTAIN ARSENAL CONTAMINATION CLEANUP,
AMXRM ABERDEEN PROVING GROUND, MARYLAND

DTIC QUALITY INSPECTED 1

19950522 113

REPORT DOCUMENTATION PAGE			Form Approved OMB No. 0704-0188	
Public reporting burden for this collection of information is estimated to average 1 hour per response, including the time for reviewing instructions, searching existing data sources, gathering and maintaining the data needed, and completing and reviewing the collection of information. Send comments regarding this burden estimate or any other aspect of this collection of information, including suggestions for reducing this burden, to Washington Headquarters Services, Directorate for Information Operations and Reports, 1215 Jefferson Davis Highway, Suite 1204, Arlington, VA 22202-4302, and to the Office of Management and Budget, Paperwork Reduction Project (0704-0188), Washington, DC 20503.				
1. AGENCY USE ONLY (Leave blank)	2. REPORT DATE 09/00/88	3. REPORT TYPE AND DATES COVERED		
4. TITLE AND SUBTITLE PHASE II, DATA ADDENDUM, SITE 36-7, SOLID WASTE BURIAL/SANITARY PIT, FINAL, VERSION 3.1		5. FUNDING NUMBERS DAAK11 84 D 0016		
6. AUTHOR(S)				
7. PERFORMING ORGANIZATION NAME(S) AND ADDRESS(ES) ENVIRONMENTAL SCIENCE AND ENGINEERING ENGLEWOOD, CO		8. PERFORMING ORGANIZATION REPORT NUMBER 88063R07A		
9. SPONSORING/MONITORING AGENCY NAME(S) AND ADDRESS(ES) ROCKY MOUNTAIN ARSENAL (CO.). PMRMA COMMERCE CITY, CO		10. SPONSORING/MONITORING AGENCY REPORT NUMBER		
11. SUPPLEMENTARY NOTES				
12a. DISTRIBUTION/AVAILABILITY STATEMENT APPROVED FOR PUBLIC RELEASE; DISTRIBUTION IS UNLIMITED				
12b. DISTRIBUTION CODE				
13. ABSTRACT (Maximum 200 words) THE PHASE II PROGRAM FOR SITE 36-7 CONSISTED OF 8 PIT BORINGS YIELDING 22 SAMPLES AND 22 SOIL BORINGS YIELDING 40 SAMPLES. THE PIT BORING LOCATIONS WERE SELECTED TO EXPLORE POTENTIAL DISPOSAL TRENCHES. SELECTED SAMPLES WERE ANALYZED FOR VOLATILE AND SEMIVOLATILE ORGANICS, ARMY AGENT DEGRADATION PRODUCTS, AND METALS. DLDRN, ENDRN, ISODR, CPMS, CPMSO, CPMSO2, PB, ZN, AS, HG, FC2A, AND SEVERAL TENTATIVELY IDENTIFIED NONTARGET COMPOUNDS WERE DETECTED. RESULTS OF THE PHASE II SAMPLING PROGRAM WILL BE ASSESSED AS PART OF THE OVERALL ANALYSIS FOR THE CENTRAL STUDY AREA REPORT.				
14. SUBJECT TERMS GEOPHYSICAL EXPLORATION, ANALYTES, SOIL SAMPLING, CHEMICAL DATA			15. NUMBER OF PAGES	
			16. PRICE CODE	
17. SECURITY CLASSIFICATION OF REPORT UNCLASSIFIED	18. SECURITY CLASSIFICATION OF THIS PAGE	19. SECURITY CLASSIFICATION OF ABSTRACT	20. LIMITATION OF ABSTRACT	

LITIGATION TECHNICAL SUPPORT AND SERVICES

Rocky Mountain Arsenal

FINAL PHASE II
DATA ADDENDUM
SITE 36-7: SOLID WASTE BURIAL/SANITARY PIT

September 1988
Contract Number DAAK11-84-D-0016
(Version 3.1)

Rocky Mountain Arsenal
Information Center
Commerce City, Colorado

PREPARED BY

ENVIRONMENTAL SCIENCE AND ENGINEERING, INC.
Harding Lawson Associates

FILE COPY

PREPARED FOR

U.S. ARMY PROGRAM MANAGER'S OFFICE FOR THE ROCKY MOUNTAIN ARSENAL

THE INFORMATION AND CONCLUSIONS PRESENTED IN THIS REPORT REPRESENT THE OFFICIAL POSITION OF THE DEPARTMENT OF THE ARMY UNLESS EXPRESSLY MODIFIED BY A SUBSEQUENT DOCUMENT. THIS REPORT CONSTITUTES THE RELEVANT PORTION OF THE ADMINISTRATIVE RECORD FOR THIS CERCLA OPERABLE UNIT.

THE USE OF TRADE NAMES IN THIS REPORT DOES NOT CONSTITUTE AN OFFICIAL ENDORSEMENT OR APPROVAL OF THE USE OF SUCH COMMERCIAL PRODUCTS. THE REPORT MAY NOT BE CITED FOR PURPOSES OF ADVERTISEMENT.

TABLE OF CONTENTS

Section		Page
1.0	PHASE II PROGRAM	1
2.0	PHASE II FIELD OBSERVATIONS	5
3.0	PHASE II GEOPHYSICAL EXPLORATION	9
4.0	PHASE II ANALYTE LEVELS AND DISTRIBUTION	10
5.0	REFERENCES	25

APPENDICES

- 36-7-II-A -- CHEMICAL NAMES, METHODS, AND ABBREVIATIONS
- 36-7-II-B -- PHASE II CHEMICAL DATA

Accession For	
NTIS GRA&I	<input checked="" type="checkbox"/>
DTIC TAB	<input type="checkbox"/>
Unannounced	<input type="checkbox"/>
Justification	
By _____	
Distribution/	
Availability Codes	
Dist	Avail and/or Special
A-1	

LIST OF TABLES

Table		Page
36-7-II-1	Summary of Pit Boring Activities and Observations	7
36-7-II-2	Summary of Analytical Results for Site 36-7 Phase II Soil Samples	11
36-7-II-3	Concentrations of Target Analytes Above Detection Limits in Site 36-7 Soil Samples	12
36-7-II-4	Tentative Identification of Nontarget Compounds in Site 36-7 Phase II Soil Samples	20

LIST OF FIGURES

Figure		Page
36-7-II-1	Disposal Trench Exploration Investigation, Phase II Results, Site 36-7	6
36-7-II-2	Site 36-7, Phase I and Phase II Investigations, Chemical Analysis Results	17

SITE 36-7: SOLID WASTE BURIAL/SANITARY PIT**1.0 PHASE II PROGRAM**

As a result of the Phase I Contamination Assessment at Rocky Mountain Arsenal (RMA), a Phase II program was initiated at Site 36-7 in February, 1988. The Phase II Program was generally conducted as presented in the Phase I Contamination Assessment Report (CAR) (ESE, 1988, RIC#8806^R07), except that only six samples of trench material were obtained instead of the eight samples planned.

The Phase II investigation of Site 36-7 consisted of 8 pit borings yielding 22 samples and 22 soil borings yielding 40 samples. Pit boring locations were selected to explore potential disposal trenches, and soil boring sites were selected to investigate the remaining areas within Site 36-7. Observation pits were excavated with a backhoe in the eight suspected disposal trenches as defined by geophysical anomalies, interpretation of aerial photography, and review of historical data. Each pit was excavated to the trench bottom, as determined by visual inspection. A grab sample believed to be representative of the most contaminated material within the trench was obtained from excavated material. The pit was backfilled with clean (metal free) material, and the location was staked. The pit borings were drilled 5 feet (ft) below the base of the suspected disposal trench and sampled at the 0- to 1- and 4- to 5-ft intervals below the base.

A continuous shallow trench was excavated with a backhoe in the southernmost anomaly to identify the locations and orientations of suspected disposal trenches and to allow observation pits and pit borings to be targeted more accurately.

All soil samples (except for grab samples) were collected using the continuous soil sampling method detailed in the Task 1 Technical Plan (ESE, 1985, RIC#85127R07). Samples were obtained at predetermined intervals unless field conditions (e.g., depth to water table, staining, etc.) necessitated adjustment in the interval selections. Seven 1-ft-deep borings were drilled and sampled using hand-auger equipment. Locations of the observation pits and pit borings are shown on Figure 36-7-II-1 (See Section 2.0),

and locations of all Phase II borings are shown on Figure 36-7-II-2 (See Section 4.0).

The actual Phase II investigation varied from the proposed Phase II program in that only six grab samples of disposal trench material were obtained instead of the eight samples planned. A grab sample from Pit Boring 3682 was not obtained, because only natural soil and bedrock were encountered at that location. A grab sample from Pit Boring 3687 was not obtained, because the excavation caved and resulted in unsafe conditions for equipment and personnel. Boring 3687, however, was drilled through the trench material. The depth of the trench was determined from Boring 3687, and soil samples were obtained from beneath the trench.

Prior to any Phase II drilling, the Program Manager's Office (PMO), Environmental Science and Engineering (ESE), Morrison-Knudsen Engineers (MKE), and Harding Lawson Associates (HLA) formulated procedures for MKE to obtain subsamples from selected soil cores during Phase II drilling. MKE did not request subsamples at Site 36-7.

The following table summarizes the Phase II investigation at Site 36-7:

Boring No.	Total Depth (ft)	Sampling Interval(s)	No. of Samples
3683*	10	5-6, 9-10	2
3684*	15	2-3+, 10-11, 14-15	3
3685*	17	7-8+, 10-11, 15-16	3
3686*	15	7-8+, 10-11, 14-15	3
3687*	22	17-18, 21-22	2
3688*	14	5-6+, 9-10, 13-14	3
3689*	16	3-4+, 11-12, 15-16	3
3690*	15	4-5+, 10-11, 14-15	3
3691	5	0-1, 4-5	2
3692	5	0-1, 4-5	2
3693	5	0-1, 4-5	2
3694	5	0-1, 4-5	2
3695	5	0-1, 4-5	2
3696	5	0-1, 4-5	2
3697	5	0-1, 4-5	2
3698	5	0-1, 4-5	2
3699	5	0-1, 4-5	2
3700	1	0-1	1
3701	1	0-1	1

9/14/88

3702	1	0-1	1
3703	1	0-1	1
3704	1	0-1	1
3705	1	0-1	1
3706	1	0-1	1
3707	10	0-1, 4-5, 9-10	3
3708	10	0-1, 4-5, 9-10	3
3709	10	0-1, 4-5, 9-10	3
3710	3	0-1, 2-3	2
3711	3	0-1, 2-3	2
3712	3	0-1, 2-3	<u>2</u>
		Total	62

* Pit boring

+ Grab sample of trench material

The Phase II analytical program was conducted as planned with the exception of the grab samples from Borings 3683 and 3687, which were not collected. Fifty-six samples were analyzed for semivolatile organic (SVO) compounds by gas chromatography/mass spectrometry (GC/MS) and for arsenic and mercury by atomic absorption (AA). Sixty-two samples were analyzed for cadmium, chromium, copper, lead, and zinc by the inductively coupled argon plasma (ICP) method. The 4- to 5-ft samples below the base of disposal trenches from Borings 3683 to 3690 and the 9- to 10-ft samples from Borings 3707 through 3709 were analyzed for volatile organic (VO) compounds by GC/MS. Six samples were analyzed by high-performance liquid chromatography (HPLC) for the Army Agent Degradation Products (ADP) thiodiglycol (TDGCL) and chloroacetic acid (CLC2A), and by ion chromatography (IONCHROM) for fluoroacetic acid (FC2A), isopropylmethyphosphonic acid (IMPA), and methylphosphonic acid (MPA).

The six samples from the Phase II borings triangulated around Phase I Boring 3111 were analyzed for ICP metals to investigate the elevated cadmium in Boring 3111. The remaining samples were analyzed for the Phase I suite of analytes, because Phase I samples were not collected in the geophysical anomalies and disposal trenches investigated in the Phase II program. Selected Phase II samples were also analyzed for IMPA and TDGCL to screen for ADPs, as the HPLC and IONCHROM methods were not available during the Phase II program.

Phase I and Phase II analytical methods for Site 36-7 samples were the same for VO and SVO compounds, ICP metals, arsenic, and mercury; therefore, Phase I and Phase II results are directly comparable. Appendix 36-7-II-A provides a complete list of analytes, analytical methods, and standard abbreviations used in the Phase I and Phase II investigations.

9/12/88

2.0 PHASE II FIELD OBSERVATIONS

Surface conditions at Site 36-7 have not changed appreciably since the Phase I investigation was completed in the summer of 1985 (ESE, 1988, RIC#88063R07). Figure 36-7-II-1 shows the locations of excavated pits and trenches, excavation depths, trend outlines of possible disposal trenches as interpreted from aerial photographs, actual widths of intercepted disposal trenches, and a cross section showing the continuous shallow excavation profile with the intercepted disposal trenches projected onto the cross section. Table 36-7-II-1 presents a summary of pit excavation activities and observations.

Ground water was not encountered at any of the Phase II pits or borings at Site 36-7. Volcaniclastic bedrock was encountered in seven of the eight pit borings. Bedrock depths are presented on Table 36-7-II-1.



For safety purposes, air monitoring was conducted using a photoionization detector (PID) during drilling and excavation activities. In general, PID readings in the auger annulus and open trenches were background except in Pit Boring 3687, which registered a PID reading of 13.2 in the hollow-stem annulus at the 16- to 18-ft depth, and Boring 3698, which had a PID reading of 24 in the 0- to 1-ft sample. PID readings were at background levels in the breathing zone during field activities.

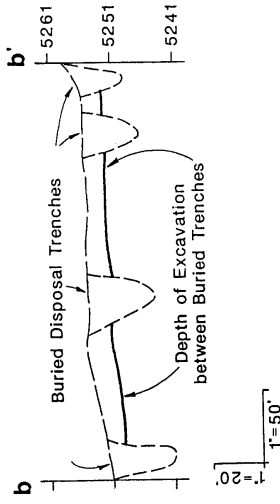
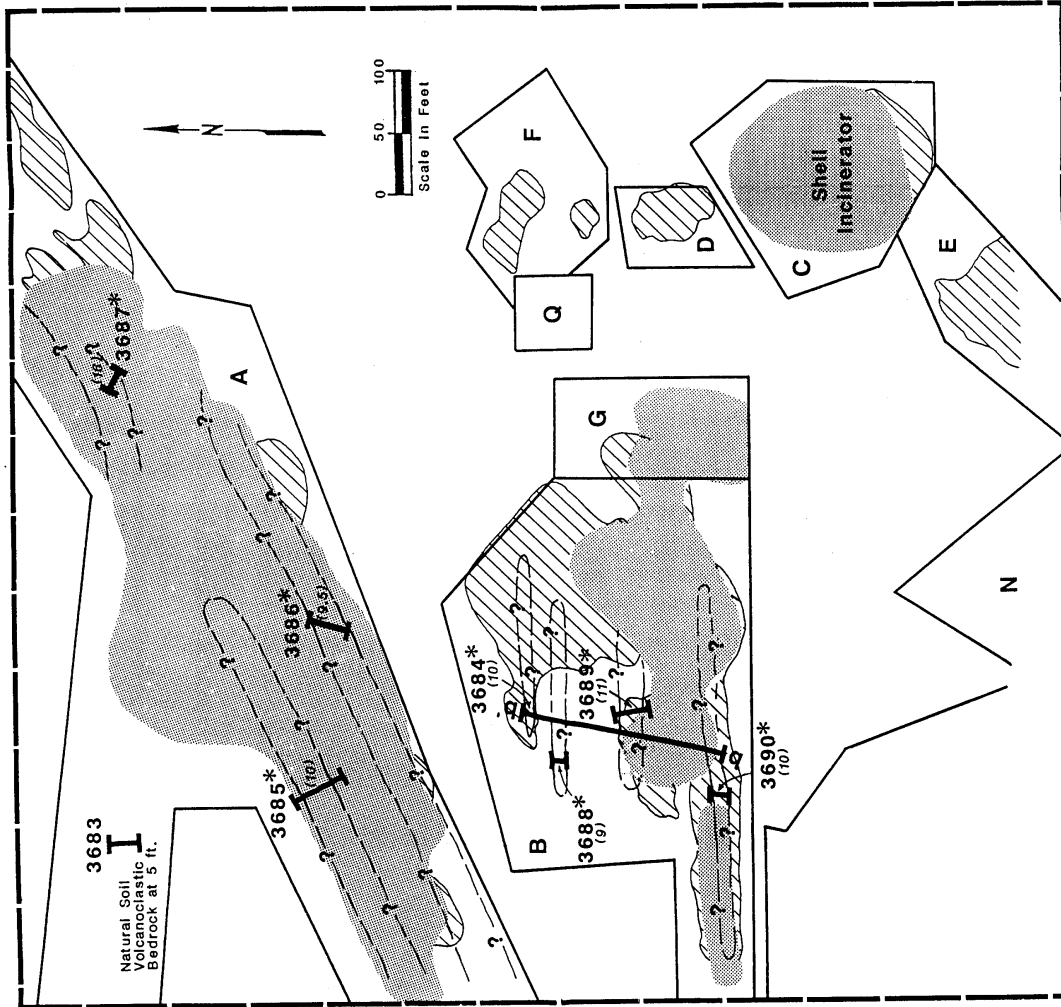
An M18A2 test kit was used to detect the presence of chemical agents in trenches, boreholes, and soil samples. Specifically at RMA, the M18A2 test kit is used to detect Sarin (GB), nerve agent (VX), mustard (H), and Lewisite (L), based on the knowledge that these agents were manufactured, stored, or demilitarized at the site. The detection limit for mustard agents is 0.5 milligrams per cubic meter (mg/m^3), and the detection limit for GB, VX, and L is $0.2 \text{ mg}/\text{m}^3$. The detection limits for L and VX in soil are 5 and 5.9 parts per million (ppm), respectively. All M18A2 field test results for chemical agents at this site were negative.

LEGEND

- (9) Excavation Location
- Depth to Bottom of Disposal Trench Material
- Intercepted Buried Trench
- ?— Possible Trench Boundary Inferred from Aerial Photography
- 3688* Refer to Table 36-7-II-1, for Description of Disposal Trench Contents
- Geophysical Anomaly; **A, B, C, etc.**

GEOPHYSICAL KEY

-  Magnetic Anomaly
-  Combined Electromagnetic and Magnetic Anomaly



Prepared for:
U.S. Army Program Manager's Office
For Rocky Mountain Arsenal
 Aberdeen Proving Ground, Maryland

Figure 36-7-II-1
 SITE 36-7, TRENCH EXPLORATION INVESTIGATION
 PHASE II RESULTS

SOURCE: H.L.A., 1988

Table 36-7-II-1. Summary of Pit Boring Activities and Observations

Pit Boring No.	Disposal Trench Depth (ft)	Pit Boring Depth (ft)	Disposal Trench Contents	Comments
3683	Trench not encountered	10	None	Volcaniclastic bedrock at 5 ft
3684	10	15	Paper, plastic, metal, lumber	Siltstone/volcaniclastic bedrock at 12.5 ft
3685	10	17	Plastic pipe, scrap metal, wood	Volcaniclastic bedrock at 9.5 ft
3686	9.5	15	Paper, cans, respirators, M-19 casings, scrap metal	Volcaniclastic bedrock at 9.2 ft
3687	16*	22	Paper, lumber, plastic	Excavation pit abandoned due to severe instability
3688	9	14	Paper, lumber, plastic	Volcaniclastic bedrock at 10.4 ft
3689	11	16	Old tires, automotive trash	Volcaniclastic bedrock at 15.5 ft
3690	10	15	Paper, wood, plastic	Volcaniclastic bedrock at 10 ft

* Estimated from soil core obtained during drilling

Source: ESE, 1988.

9/12/88

Samples at Site 36-7 were also tested for chemical agents by the RMA laboratory, because historical evidence indicated possible agent presence. A composite of aliquots from each sample was initially analyzed for GB, VX, H, and L. If agent had been detected, individual samples from each boring would have been analyzed to identify stratigraphic location. No positive results for chemical agents were found at this site.

9/12/88

3.0 PHASE II GEOPHYSICAL EXPLORATION

No geophysical survey was conducted at Site 36-7 for the Phase II investigation. Fifteen boring locations were cleared, however, for safety purposes in accordance with the borehole clearance geophysical program detailed in the Task 1 Technical Plan (ESE, 1985, RIC#85127R07). Borehole site clearance was used to ensure that drilling would not encounter buried unexploded ordnance or other metal that could pose a significant safety risk. Magnetic intensity readings were obtained with a gradiometer. A 20-ft-square grid was centered at each boring location, and gradiometer readings were obtained at 5-ft intervals throughout the area. A contour map was prepared from the data and was used to place the boring in the safest location within the geophysical plot. Following borehole site clearance, a metal detector was used to check for surficial (0 to 2 ft) metal. None of the 15 borings were relocated as a result of the borehole site clearance conducted at Site 36-7.

The seven hand-augered boring locations were cleared by a metal detector survey for shallow (0 to 2 ft) buried metal. None of these borings had to be relocated after the metal detector survey.

4.0 PHASE II ANALYTE LEVELS AND DISTRIBUTION

Table 36-7-II-2 contains indicator ranges and a statistical summary of Phase II analytical results. A summary of analytical data for each sample, including lithology and air monitoring results, is presented in Table 36-7-II-3. A tabulation of all analytical data associated with the Phase II investigation at this site is presented in Appendix 36-7-II-B.

To assess the significance of metal and organic analytical values, indicator ranges were established during the Phase I program. For organic compounds, the indicator level is the method detection limit. For metals, a range of values was chosen to reflect the upper end of the expected natural range for each metal as normally found in RMA alluvial soil. The procedure for establishing indicator ranges is presented in the Introduction to the Contamination Assessment Reports (ESE, 1987, RIC#88204R02). Concentrations within or above indicator ranges for Phase I and Phase II data are presented in Figure 36-7-II-2.

Eleven samples were analyzed for VO compounds; the only target compound detected was methylene chloride in two samples at low concentrations (Boring 3684, 14 to 15 ft, 1 ppm; Boring 3690, 14 to 15 ft, 0.7 ppm). Fifty-six samples were analyzed for SVO; dieldrin was the most prevalent compound detected with concentrations ranging from 0.3 to 10 parts per million (ppm) in 8 samples. Four samples contained chlorophenylmethyl sulfone (CPMSO₂) at concentrations ranging from 0.7 to 2 ppm. Isodrin, endrin, chlorophenylmethyl sulfide (CPMS), and chlorophenylmethyl sulfoxide (CPMSO) were each detected in one sample.

Four of the dieldrin detections, the endrin detection (1 ppm), and the isodrin detection (0.5 ppm) were found in samples from the pit borings. Phase II results showed a dieldrin detection of 10 ppm in the grab sample from the 2- to 3-ft interval of Pit Boring 3684. Lower levels of dieldrin were detected in Pit Borings 3686 (1 ppm, 7- to 8-ft interval), 3688 (0.4 ppm, 5- to 6-ft interval), and 3691 (2 ppm, 0- to 1-ft interval). The highest concentration was detected in Pit Boring 3684, which is approximately 50 ft northwest of Boring 3113. As noted in Table 36-7-II-1, Pit Boring 3684 (2- to 3-ft interval) was sampled from a buried disposal trench containing paper, lumber, metal, and plastic.

Table 36-7-11-2. Summary of Analytical Results for Site 36-7 Phase II Soil Samples

Constituent	Number of Samples*	Range	Mean**	Median**	CONCENTRATIONS (ug/g)			ESE Detection Limit	Indicator Level
					Standard Deviation**	Standard Deviation**	Standard Deviation**		
IMPA (N=6)+									
IMPA	0	--	--	--	--	--	2.1	DL	
Fluoroacetic Acid	2	2.9-15	--	--	--	--	2.0	DL	
MPA	0	--	--	--	--	--	2.0	DL	
TDGCL (N=6)+									
Thiodiglycol Chloroacetic Acid	0	--	--	--	--	--	2.6	DL	
Chloroacetic Acid	0	--	--	--	--	--	18	DL	
VOLATILE ORGANICS (N=11)+									
Methylene Chloride	2	0.7-1	--	--	--	--	0.3	DL	
SEMI-VOLATILE ORGANICS (N=56)+									
CMPS	1	8	--	--	--	--	0.3	DL	
CMPSO	4	4	--	--	--	--	0.4	DL	
CMPSO2	4	0.7-2	--	--	--	--	0.3	DL	
Dieldrin	8	0.3-10	2	0.9	3	3	0.3	DL	
Endrin	1	1	--	--	--	--	0.7	DL	
Isodrin	1	0.5	--	--	--	--	0.3	DL	
ICP METALS (N=62)+									
Cadmium	1	1.3	--	--	--	--	0.92	DL-2.0	
Chromium	37	8.4-18	12	12	2.5	2.5	7.2	25-40	
Copper	62	6.5-77	16	11	13	13	4.8	20-35	
Lead	7	22-81	50	48	23	23	17	25-40	
Zinc	62	25-250	56	44	37	37	16	60-80	
ARSENIC (N=56)+	7	6.0-15	7.9	6.8	3.3	3.3	4.7	DL-10	
MERCURY (N=56)+	14	0.054-2.1	0.38	0.11	0.64	0.64	0.050	DL-0.10	

* Number of samples in which constituent was detected. Only these sample results were used in statistical analyses.

** Statistics not calculated when constituent detected in fewer than five samples.

+ Number of samples analyzed by laboratory.

DL Detection limit.

Source: ESE, 1988.

Table 36-7-11-3. Concentrations of Target Analytes Above Detection Limits in Site 36-7 Phase II Soil Samples (page 1 of 5)

Boring Number	3683	3684	3684	3685	3685	3686	3686	3686	3687
Depth (ft)	5-6	10-11	14-15	7-8	10-11	7-8	10-11	14-15	17-18
Geologic Material	Volcanic-clastic (Denver Fm)	Clayey Silt	Volcanic-clastic (Denver Fm)	Trench Material	Volcanic-clastic (Denver Fm)	Trench Material	Volcanic-clastic (Denver Fm)	Volcanic-clastic (Denver Fm)	Clayey Silt
AIR MONITORING									
PID*	BKD	BKD	BKD	BKD	BKD	BKD	BKD	BKD	13.2
SOIL CHEMISTRY									
IMPA (ug/g)									
Fluoroacetic Acid	NRQ	NRQ	NRQ	BDL	NRQ	BDL	NRQ	NRQ	NRQ
MPA	NRQ	NRQ	NRQ	BDL	NRQ	BDL	NRQ	NRQ	NRQ
TDGCL (ug/g)									
Thiodiglycol	NRQ	NRQ	NRQ	BDL	NRQ	BDL	NRQ	NRQ	NRQ
Chloroacetic Acid	NRQ	NRQ	NRQ	BDL	NRQ	BDL	NRQ	NRQ	NRQ
Volatile Organics (VO) by GC/MS (ug/g)									
Methylene Chloride	NRQ	NRQ	1	NRQ	NRQ	NRQ	NRQ	BDL	NRQ
Semivolatile Organics (SVO) by GC/MS (ug/g)									
CPMS	BDL	BDL	BDL	BDL	BDL	BDL	BDL	BDL	BDL
CPMSO	BDL	BDL	BDL	BDL	BDL	BDL	BDL	BDL	BDL
CPMSO2	BDL	BDL	BDL	0.7	BDL	BDL	BDL	BDL	BDL
Dieldrin	BDL	0.3	BDL	BDL	BDL	BDL	BDL	BDL	BDL
Endrin	BDL	BDL	BDL	BDL	BDL	BDL	BDL	BDL	BDL
Isodrin	BDL	0.5	BDL	BDL	BDL	BDL	BDL	BDL	BDL
ICP metals (ug/g)									
Cadmium	BDL	BDL	BDL	1.3	BDL	BDL	BDL	BDL	BDL
Chromium	BDL	9.5	BDL	12	BDL	BDL	BDL	BDL	BDL
Copper	34	23	51	33	35	18	12	20	27
Lead	BDL	48	BDL	61	BDL	BDL	BDL	BDL	BDL
Zinc	67	71	87	170	65	62	70	55	58
Arsenic (ug/g)	BDL	BDL	BDL	7.0	BDL	BDL	BDL	BDL	BDL
Mercury (ug/g)	BDL	0.11	BDL	1.7	0.075	BDL	BDL	BDL	BDL

< Higher detection limit due to dilution or soil matrix masking effects.
 > Quantitative concentration was not achieved due to dilution constraints.
 * As calibrated to an isobutylene standard.
 BDL Below detection limit.
 BKD No reading above ambient background.
 NRQ Analysis not requested.
 NA Not analyzed.

Table 36-7-11-3. Concentrations of Target Analytes Above Detection Limits in Site 36-7 Phase II Soil Samples (page 2 of 5)

Boring Number	Depth (ft)	Geologic Material	3687	3688	3688	3688	3689	3689	3689	3690	3690	3690	3691	3691
	21-22	Silty Clay		5-6	9-10	13-14	3-4	11-12	15-16	4-5	10-11	14-15	0-1	4-5
				Trench Material	Clayey Silt	Volcaniclastic (Denver Fm)	Trench Material	Sandy Silt	Trench Material	Volcaniclastic (Denver Fm)	Volcaniclastic (Denver Fm)	Volcaniclastic (Denver Fm)	Silty Sand	Silty Sand
AIR MONITORING														
PID*														
SOIL CHEMISTRY														
IMPA (ug/g)														
IMPA														
Fluoroacetic Acid														
MPA														
TDGCL (ug/g)														
Thiodiglycol														
Chloroacetic Acid														
Volatile Organics (VO) by GC/MS (ug/g)														
Methylene Chloride														
Semi-volatile Organics (SVO) by GC/MS (ug/g)														
CPMS														
CPMSO														
CPMSO2														
Dieldrin														
Endrin														
Isodrin														
ICP metals (ug/g)														
Cadmium														
Chromium														
Copper														
Lead														
Zinc														
Arsenic (ug/g)														
Mercury (ug/g)														

< Higher detection limit due to dilution or soil matrix masking effects.
 > Quantitative concentration was not achieved due to dilution constraints.
 * As calibrated to an isobutylene standard.
 BDL Below detection limit.
 BKD No reading above ambient background.
 NRQ Analysis not requested.
 NA Not analyzed.

Table 36-7-11-3. Concentrations of Target Analytes Above Detection Limits in Site 36-7 Phase 11 Soil Samples (page 3 of 5)

Boring Number	3692	3692	3693	3693	3694	3695	3696	3696	3697	3697
Depth (ft)	0-1	4-5	0-1	4-5	0-1	4-5	0-1	4-5	0-1	4-5
Geologic Material	Silty Sand	Silty Sand	Silty Sand	Silty Sand	Silty Sand	Sandy Silt	Silty Sand	Silty Sand	Silty Sand	Silty Sand
AIR MONITORING										
PID*	BKD	BKD	BKD	BKD	BKD	BKD	BKD	BKD	BKD	BKD
SOIL CHEMISTRY										
IMPA (ug/g)	NRQ	NRQ	NRQ	NRQ	NRQ	NRQ	NRQ	NRQ	NRQ	NRQ
Fluoroacetic Acid	NRQ	NRQ	NRQ	NRQ	NRQ	NRQ	NRQ	NRQ	NRQ	NRQ
MPA	NRQ	NRQ	NRQ	NRQ	NRQ	NRQ	NRQ	NRQ	NRQ	NRQ
TDGCL (ug/g)										
Thiodiglycol	NRQ	NRQ	NRQ	NRQ	NRQ	NRQ	NRQ	NRQ	NRQ	NRQ
Chloroacetic Acid	NRQ	NRQ	NRQ	NRQ	NRQ	NRQ	NRQ	NRQ	NRQ	NRQ
Volatile Organics (VO) by GC/MS (ug/g)										
Methylene Chloride	NRQ	NRQ	NRQ	NRQ	NRQ	NRQ	NRQ	NRQ	NRQ	NRQ
Semivolatile Organics (SVO) by GC/MS (ug/g)										
CPMS	BDL	BDL	BDL	BDL	BDL	BDL	BDL	BDL	BDL	BDL
CPMSO	BDL	BDL	BDL	BDL	BDL	BDL	BDL	BDL	BDL	BDL
CPMSO2	BDL	BDL	BDL	BDL	BDL	BDL	BDL	BDL	BDL	BDL
Dieldrin	BDL	BDL	BDL	BDL	BDL	BDL	BDL	BDL	BDL	BDL
Endrin	BDL	BDL	BDL	BDL	BDL	BDL	BDL	BDL	BDL	BDL
Isodrin	BDL	BDL	BDL	BDL	BDL	BDL	BDL	BDL	BDL	BDL
ICP metals (ug/g)										
Cadmium	BDL	BDL	BDL	BDL	BDL	BDL	BDL	BDL	BDL	BDL
Chromium	BDL	BDL	BDL	BDL	BDL	BDL	BDL	BDL	BDL	BDL
Copper	8.3	8.8	8.9	9.1	9.1	13	10	8.4	8.8	6.8
Lead	BDL	BDL	BDL	BDL	BDL	BDL	BDL	BDL	BDL	BDL
Zinc	35	35	32	36	36	56	39	36	45	33
Arsenic (ug/g)	BDL	BDL	BDL	BDL	BDL	BDL	BDL	BDL	BDL	BDL
Mercury (ug/g)	BDL	BDL	BDL	BDL	BDL	2.1	BDL	0.061	BDL	BDL

< Higher detection limit due to dilution or soil matrix masking effects.
 > Quantitative concentration was not achieved due to dilution constraints.
 * As calibrated to an isobutylene standard.
 BDL Below detection limit.
 NRQ No reading above ambient background.
 NA Not analyzed.

Table 36-7-11-3. Concentrations of Target Analytes Above Detection Limits in Site 36-7 Phase 11 Soil Samples (page 4 of 5)

Boring Number Depth (ft) Geologic Material	3698 0-1 Silty Sand	3698 4-5 Silty Sand	3699 0-1 Silty Sand	3699 4-5 Silty Sand	3700 0-1 Sandy Silt	3701 0-1 Sandy Silt	3702 0-1 Sandy Silt	3703 0-1 Sandy Silt	3704 0-1 Silty Sand	3705 0-1 Sandy Silt	3706 0-1 Sandy Silt	3707 0-1 Silty Sand	3707 4-5 Sand
AIR MONITORING													
PID*	24	BKD	BKD	BKD	BKD	BKD	BKD	BKD	BKD	BKD	BKD	BKD	BKD
SOIL CHEMISTRY													
IMPA (ug/g)	NRQ	NRQ	NRQ	NRQ	NRQ	NRQ	NRQ	NRQ	NRQ	NRQ	NRQ	NRQ	NRQ
Fluoroacetic Acid	NRQ	NRQ	NRQ	NRQ	NRQ	NRQ	NRQ	NRQ	NRQ	NRQ	NRQ	NRQ	NRQ
MPA	NRQ	NRQ	NRQ	NRQ	NRQ	NRQ	NRQ	NRQ	NRQ	NRQ	NRQ	NRQ	NRQ
TDGCL (ug/g)	NRQ	NRQ	NRQ	NRQ	NRQ	NRQ	NRQ	NRQ	NRQ	NRQ	NRQ	NRQ	NRQ
Thiodiglycol	NRQ	NRQ	NRQ	NRQ	NRQ	NRQ	NRQ	NRQ	NRQ	NRQ	NRQ	NRQ	NRQ
Chloroacetic Acid	NRQ	NRQ	NRQ	NRQ	NRQ	NRQ	NRQ	NRQ	NRQ	NRQ	NRQ	NRQ	NRQ
Volatile Organics (VO) by GC/MS (ug/g)	NRQ	NRQ	NRQ	NRQ	NRQ	NRQ	NRQ	NRQ	NRQ	NRQ	NRQ	NRQ	NRQ
Methylene Chloride	NRQ	NRQ	NRQ	NRQ	NRQ	NRQ	NRQ	NRQ	NRQ	NRQ	NRQ	NRQ	NRQ
Semivolatile Organics (SVO) by GC/MS (ug/g)	BDL	BDL	BDL	BDL	BDL	BDL	BDL	BDL	BDL	BDL	BDL	BDL	BDL
CPMS	BDL	BDL	BDL	BDL	BDL	BDL	BDL	BDL	BDL	BDL	BDL	BDL	BDL
CPMSO	BDL	BDL	BDL	BDL	BDL	BDL	BDL	BDL	BDL	BDL	BDL	BDL	BDL
CPMSO2	BDL	BDL	BDL	BDL	BDL	BDL	BDL	BDL	BDL	BDL	BDL	BDL	BDL
Dieldrin	BDL	BDL	BDL	BDL	BDL	BDL	BDL	BDL	BDL	BDL	BDL	BDL	BDL
Endrin	BDL	BDL	BDL	BDL	BDL	BDL	BDL	BDL	BDL	BDL	BDL	BDL	BDL
Isodrin	BDL	BDL	BDL	BDL	BDL	BDL	BDL	BDL	BDL	BDL	BDL	BDL	BDL
ICP metals (ug/g)	BDL	BDL	BDL	BDL	BDL	BDL	BDL	BDL	BDL	BDL	BDL	BDL	BDL
Cadmium	BDL	9.5	BDL	BDL	8.8	BDL	11	12	16	BDL	BDL	BDL	BDL
Chromium	7.4	8.9	7.7	10	9.8	8.4	12	13	8.7	11	12	BDL	11
Copper	BDL	BDL	BDL	BDL	BDL	BDL	23	BDL	BDL	BDL	9.3	7.0	9.4
Lead	34	39	35	44	37	28	49	46	33	52	39	25	35
Zinc	BDL	BDL	BDL	BDL	BDL	BDL	BDL	BDL	BDL	BDL	6.2	BDL	BDL
Arsenic (ug/g)	BDL	BDL	BDL	BDL	BDL	0.12	0.32	0.065	BDL	BDL	BDL	BDL	BDL
Mercury (ug/g)	BDL	BDL	BDL	BDL	0.054	0.12	0.32	0.065	BDL	BDL	BDL	BDL	BDL

< Higher detection limit due to dilution or soil matrix masking effects.
 > Quantitative concentration was not achieved due to dilution constraints.
 * As calibrated to an isobutylene standard.
 BDL Below detection limit.
 BKD No reading above ambient background.
 NRQ Analysis not requested.
 NA Not analyzed.

Table 36-7-11-3. Concentrations of Target Analytes Above Detection Limits in Site 36-7 Phase 11 Soil Samples (page 5 of 5)

Boring Number	3707	3708	3708	3709	3709	3710	3710	3711	3711	3712	3712
Depth (ft)	9-10	0-1	4-5	9-10	0-1	0-1	2-3	0-1	2-3	0-1	2-3
Geologic Material	Silty Sand	Sandy Silt	Clayey Silt	VFG Sand	Sandy Silt	Silty Sand	Silty Sand	Silty Sand	Silty Sand	Silty Sand	Silty Sand
AIR MONITORING											
PID*	BKD	BKD	BKD	BKD	BKD	BKD	BKD	BKD	BKD	BKD	BKD
SOIL CHEMISTRY											
IMPA (ug/g)	NRQ	NRQ	NRQ	NRQ	NRQ	NRQ	NRQ	NRQ	NRQ	NRQ	NRQ
Fluoroacetic Acid	NRQ	NRQ	NRQ	NRQ	NRQ	NRQ	NRQ	NRQ	NRQ	NRQ	NRQ
MPA	NRQ	NRQ	NRQ	NRQ	NRQ	NRQ	NRQ	NRQ	NRQ	NRQ	NRQ
TD6CL (ug/g)											
Thiodiglycol	NRQ	NRQ	NRQ	NRQ	NRQ	NRQ	NRQ	NRQ	NRQ	NRQ	NRQ
Chloroacetic Acid	NRQ	NRQ	NRQ	NRQ	NRQ	NRQ	NRQ	NRQ	NRQ	NRQ	NRQ
Volatile Organics (VO) by GC/MS (ug/g)											
Methylene Chloride	BDL	NRQ	NRQ	NRQ	NRQ	NRQ	NRQ	NRQ	NRQ	NRQ	NRQ
Semivolatiles Organics (SVO) by GC/MS (ug/g)											
CPMS	BDL	BDL	BDL	BDL	BDL	BDL	BDL	BDL	BDL	BDL	BDL
CPMSO	BDL	BDL	BDL	BDL	BDL	BDL	BDL	BDL	BDL	BDL	BDL
CPMSO2	BDL	BDL	BDL	BDL	BDL	BDL	BDL	BDL	BDL	BDL	BDL
Dieldrin	BDL	0.5	BDL	BDL	0.4	BDL	BDL	BDL	BDL	BDL	BDL
Endrin	BDL	BDL	BDL	BDL	BDL	BDL	BDL	BDL	BDL	BDL	BDL
Isodrin	BDL	BDL	BDL	BDL	BDL	BDL	BDL	BDL	BDL	BDL	BDL
ICP metals (ug/g)											
Cadmium	BDL	BDL	BDL	BDL	BDL	BDL	BDL	BDL	BDL	BDL	BDL
Chromium	9.3	BDL	9.1	16	12	15	11	11	10	11	11
Copper	11	11	9.8	12	14	14	13	9.1	7.8	7.5	9.0
Lead	BDL	BDL	BDL	BDL	BDL	BDL	BDL	BDL	BDL	BDL	BDL
Zinc	34	39	35	39	54	51	37	37	32	34	40
Arsenic (ug/g)	BDL	BDL	BDL	BDL	BDL	BDL	6.0	NRQ	NRQ	NRQ	NRQ
Mercury (ug/g)	BDL	BDL	BDL	BDL	BDL	BDL	BDL	NRQ	NRQ	NRQ	NRQ

< Higher detection limit due to dilution or soil matrix masking effects.
 > Quantitative concentration was not achieved due to dilution constraints.
 * As calibrated to an isobutylene standard.
 BDL Below detection limit.
 BKD No reading above ambient background.
 NRQ Analysis not requested.
 NA Not analyzed.
 Source: ESE, 1988.

Legend

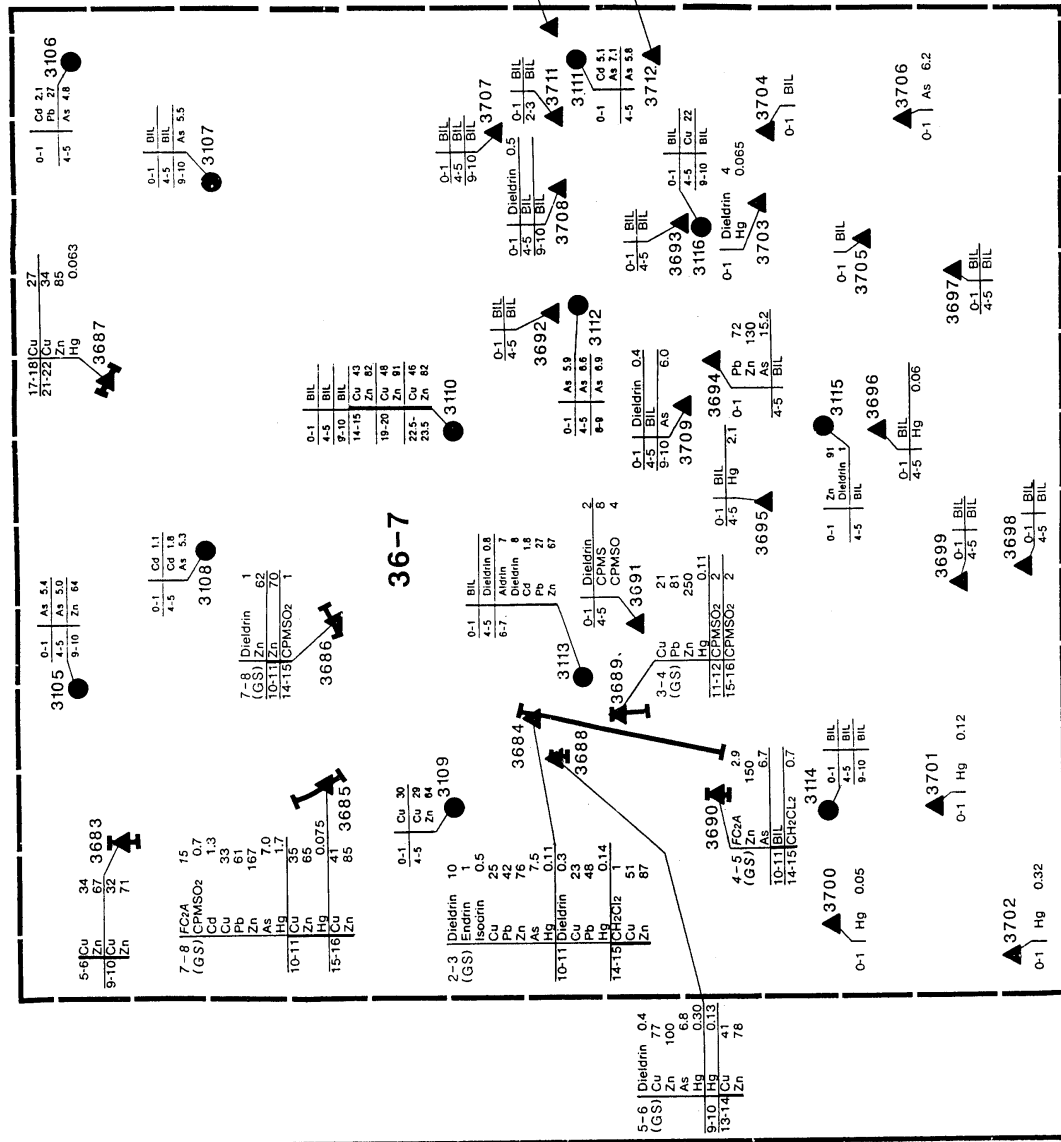

- Phase I Boring
- ▲ Phase II Boring
- Site Investigated
- Phase II Pit Boring

Sample Interval - 0-1 | Hg 0.17-1 level (ug/g)
 4-5 | PPODE 0.0022 - Analytes detected by
 7-8 | different method in
 Phase II - See text

BIL - Below Indicator Level

> The Greater than Symbol Denotes
 that the Dilution Concentration was
 not Achieved Due to Dilution Constraints.

7-8 Depth of Grab Sample
 (GS)



Prepared for:
U.S. Army Program Manager's Office
For Rocky Mountain Arsenal
 Aberdeen Proving Ground, Maryland

Figure 36-7-11-2
 SITE 36-7, PHASE I AND PHASE II INVESTIGATIONS
 CHEMICAL ANALYSIS RESULTS
 SOURCE: HLA, 1988

9/14/88

Dieldrin was detected in the 0- to 1-ft sample interval from Boring 3703 at a concentration of 4 ppm. This boring was located adjacent to the northwest corner of the Shell incinerator. Dieldrin was also detected in Boring 3708 (0.5 ppm, 0- to 1-ft interval) and Boring 3709 (0.4 ppm, 0- to 1-ft interval). Boring 3708 is located at the intersection of the entrance to the incinerator, and Boring 3709 is in the fill area within Anomaly G.

The organosulphur compounds CPMS and CPMSO were detected at concentrations of 8 ppm and 4 ppm, respectively, in the 4- to 5-ft sample interval of Boring 3691. Four samples obtained at depths greater than 7 ft contained CPMSO₂ at concentrations ranging from 0.7 to 2 ppm. Three of these samples were collected below the base of suspected disposal trenches.

Of the ICP metals, cadmium, copper, lead, and zinc were detected in 1, 14, 5, and 15 samples, respectively, at concentrations within or above their indicator ranges. High concentrations of zinc, copper, and lead were detected in samples obtained from four pit borings (3684, 3688, 3689, and 3690) located in Anomaly B. With the exception of one lead and one zinc value, all of the ICP metal values within or above indicator ranges are associated with the grab samples of trench material or bedrock samples from the pit borings.

Seven of the 56 samples analyzed for arsenic were within or above the indicator range. Arsenic concentrations were in the middle of the indicator range, except Boring 3694 (0 to 1 ft) which contained arsenic at 15 ppm. Mercury was detected in 14 of 56 samples at concentrations ranging from 0.054 to 2.1 ppm. Higher mercury values are generally associated with samples obtained from the pit borings.

Grab samples from various depth intervals (see Table 36-7-II-3) were analyzed for TDGCL, IMPA, FC2A, and MPA. FC2A was detected in grab samples obtained from Pit Boring 3685 (7- to 8-ft interval) and Pit Boring 3690 (4- to 5-ft interval) at concentrations of 15.2 and 2.9 ppm, respectively.

9/14/88

The data reporting procedures as described in the Laboratory Quality Assurance Plan for RMA (ESE, 1985, Appendix B, RIC#85127R07) require that all analyses on a sample be completed within their respective holding time and that analytical results be corrected for percent recovery and moisture content. During routine sample analysis, analytical results must either fall within or be diluted within the Certified Range provided that holding times have not expired.

During laboratory certification, an analytical method is tested over a certain concentration range to determine the Certified Range. A typical tested concentration range would be 0, 0.5X, 1.0X, 2.0X, 5.0X, and 10.0X, where X is the Target Reporting Limit (TRL). The Certified Reporting Limit (CRL) is determined by comparing the target and actual concentrations of the tested range. The upper Certified Range is the higher target concentration achieved.

If a sample analysis indicates that the sample was not diluted adequately to be within the Certified Range, the result is reported as greater than (>) the upper Certified Range times any dilution factors. If a sample has exceeded its holding time and the result is greater than the Certified Range, the result is reported as greater than the upper Certified Range. If holding times are exceeded in attempting to dilute the sample until all results are within the Certified Range, results that are not identified above the Certified Range but that may be present at concentrations above the certified detection limit are reported as the detection limit times the dilution factor.

Several compounds detected by GC/MS were not included in the target compound list and were not conclusively identified. These compounds are included in the data presented in Appendix 36-7-II-B. Table 36-7-II-4 summarizes nontarget compounds detected at Site 36-7. It should be noted that an individual compound may have more than one retention time and that a particular retention time may be assigned to more than one compound. Table 36-7-II-4, therefore, provides only a general indication of additional compounds that may be present.

Table 36-7-11-4. Tentative Identification of Nontarget Compounds in Site 36-7 Phase II Soil Samples (page 1 of 4)

Boring Number	Interval Depth (ft)	Unknown Number	Concentration Above Background (ppm)*	Sample Number	Lot	Best Fit	Comments
3683	5-6	526	10	36-7-47X2	KX1	Methyl hexanone	
		614	3			Dibutyl nonanedioate	d
	9-10	526	10	36-7-47X3	KX1	Methyl hexanone	
		614	4			Dibutyl nonanedioate	d
		587	0.9	36-7-47X5	KES	Unknown	a, f
		588	1			Unknown	a
3684	2-3	593	2			Acetylhydroxymethylpyridinone	
		524	8	36-7-47X6	KXG	Methyl hexanone	
	10-11	549	0.9			Pentanoic acid	d, f
		554	1			Unknown	a
		558	1			Unknown	a
		566	1			Nonanoic acid	d
		586	2			Dodecanoic acid	d
		598	2			Tetradecanoic acid	d
		160	9			Hexamethylcyclotrisiloxane	i
		524	8	36-7-47X7	KZQ	Methyl hexanone	
		558	0.9	KXG		Unknown	a, f
		566	1			Nonanoic acid	d
		586	1			Dodecanoic acid	d
		598	1			Tetradecanoic acid	d
615	2			Dibutyl nonanedioate	d		
3685	7-8	543	1	36-7-47X9	KES	Unknown	a
		559	2			Octanoic acid	d
	566	0.9			Nonanoic acid	d, f	
	573	0.9			Decanoic acid	d, f	
	576	10			Trichlorobenzeneamine		
	578	10			Unknown	a	
	588	2			Unknown	a	
	598	3			2-Chlorophosphate ethanol (3:1)		
	615	2			Unknown alkane	a	
	622	1			Unknown alkane	a	
	624	0.9			Unknown alkane	a, f	
	626	1			Unknown	a	
	628	4			Dioctyl hexanedioate	d	
	631	4			Unknown	a	
	632	2			Unknown alkane	a	
	634	1			Bis (2-ethylhexyl) phthalate	c	
	636	1			Unknown alkane	a	
	640	1			Unknown alkane	a	
644	1			Unknown alkane	a		
649	2			Unknown alkane	a		
655	2			Unknown alkane	a		

Table 36-7-11-4. Tentative Identification of Nontarget Compounds in Site 36-7 Phase 11 Soil Samples (page 2 of 4)

Boring Number	Interval Depth (ft)	Unknown Number	Concentration Above Background (ppm)*	Sample Number	Lot	Best Fit	Comments	
3686	10-11	526	10	36-7-47X10	KX1	Methylhexanone		
		614	2			Dibutyl nonanedioate	d	
	15-16	526	10	36-7-47X12	KX1	Methylhexanone		
		614	3			Dibutyl nonanedioate	d	
	3688	6-7	576	2	36-7-47X13	KET	Trichlorobenzene	
			577	2			Junipene	
		594	0.8			Unknown alkane	a,f	
		602	1			Phenylethylphenol		
		629	0.9			Unknown	a,f	
		630	7			Methylsulfonyldinitropropylbenzenamine		
636		1			Unknown	a		
637		3			Unknown	a		
10-11		526	10	36-7-47X14	KX1	Methylhexanone		
		614	3			Dibutyl nonanedioate	d	
14-15	160	3	36-7-47X15	KZ0	Hexamethylcyclotrisiloxane	i		
	526	10			Methylhexanone			
3687	17-18	526	20	36-7-47X18	KX1	Methylhexanone		
		160	0.8	36-7-47X19	KZ0	Hexamethylcyclotrisiloxane	i,f	
	21-22	526	10			Methylhexanone		
		555	2			Unknown	a	
		556	1			Unknown	a	
		600	0.8			Unknown alkane	a,f	
3688	5-6	630	0.8	36-7-47X17	KET	2-Ethylhexyldiphenyl phosphonate	f	
		550	8	36-7-47X103	KXG	Unknown	a	
	554	6			Unknown	a		
	572	40			Trichlorophenol			
	626	10			Ethylhexyl trichlorophenoxyethanoate			
	627	400			Ethylhexyl trichlorophenoxyethanoate			
	628	40			Ethylhexyl trichlorophenoxyethanoate			
	629	20			Ethylhexyl trichlorophenoxyethanoate			
	630	200			Ethylhexyl trichlorophenoxyethanoate			
	631	600			Ethylhexyl trichlorophenoxyethanoate			
3688	13-14	632	100			Ethylhexyl trichlorophenoxyethanoate		
		633	20			Ethylhexyl trichlorophenoxyethanoate		
	634	20			Ethylhexyl trichlorophenoxyethanoate			
	160	6	36-7-47X104	KZQ	Ethylhexyl trichlorophenoxyethanoate	i		
	524	6			Hexamethylcyclotrisiloxane			
	566	1			Methylhexanone	d		
	586	1			Dodecanoic acid	d		
	614	0.9			Dibutyl nonanedioate	d,f		

Table 36-7-11-4. Tentative Identification of Nontarget Compounds in Site 36-7 Phase II Soil Samples (page 3 of 4)

Boring Number	Interval Depth (ft)	Unknown Number	Concentration Above Background (ppm)*	Sample Number	Lot	Best Fit	Comments	
3689	3-4	582	4	36-7-47X21	KET	Dihydroacenaphthylene	a	
		598	1			Unknown		
	11-12	617	2			Pyrene	f	
		618	0.8			Phenyl naphthalene	a	
		624	1			Unknown alkane	a	
		628	1			Unknown alkane	a	
		632	1			Unknown alkane	f	
		633	0.9			Triphenylene	a	
		636	1			Unknown alkane	a	
		640	1			Unknown alkane	a	
		524	10	36-7-47X22	KXG	Methyl hexanone		
		632	2			Methylsulfonyldinitropropylbenzenamine	i	
	15-16	161	3	36-7-47X23	KZQ	Hexamethyltrisiloxane		
524		9			Methylhexanone	a		
541		1			Unknown	d,f		
614		0.9			Dibutyl nonanedioate	c		
636		3			Bis (2-ethylhexyl) phthalate			
551		0.9	36-7-47X25	KET	Heptanoic acid	d,f		
3690	4-5	576	7		Trichlorobenzene	a		
		578	6		Unknown	a,f		
	10-11	591	0.9			Unknown alkane	a	
		594	2			Unknown alkane	a	
		595	3			Unknown alkane	a	
		600	2			Unknown alkane	a	
		524	9	36-7-47X26	KXG	Methylhexanone		
		524	9	36-7-47X27	KXG	Methylhexanone		
		615	0.9			Dibutyl nonanedioate	d	
		0-1	526	9	36-7-47X29	KX1	Methylhexanone	
			518	1	36-7-47X41	KXG	Tetrachloroethene	
		0-1	524	8			Methylhexanone	d,f
	566		0.8			Nonanoic acid	d,f	
586	0.7				Dodecanoic acid	a,f		
661	0.8				Unknown alkane			
524	8		36-7-47X42	KXG	Methylhexanone			
526	10		36-7-47X49	KX1	Methylhexanone	a,f		
0-1	619	0.9			Unknown	d,f		
	628	0.9			Butyl octadecanoate	a,f		
	633	0.8			Unknown			
	526	10	36-7-47X50	KX1	Methylhexanone			
0-1	635	0.8	36-7-47X53	KX1	Bis (2-ethylhexyl) phthalate	c,f		
	635	2	36-7-47X54	KX1	Bis (2-ethylhexyl) phthalate	c		

Table 36-7-11-4. Tentative Identification of Nontarget Compounds in Site 36-7 Phase 11 Soil Samples (page 4 of 4)

Boring Number	Interval Depth (ft)	Unknown Number	Concentration Above Background (ppm)*	Sample Number	Lot	Best Fit	Comments
3698	0-1	524	9	36-7-47X57	KXG	Methylhexanone	a, f
		558	0.8			Unknown	d
	4-5	566	1			Nonanoic acid	d, f
		586	0.9	36-7-47X58	KXG	Dodecanoic acid	
3700	0-1	524	8			Methylhexanone	
		636	1	36-7-47X65	KXC	Bis (2-ethylhexyl) phthalate	c
3703	0-1	523	0.9	36-7-47X71	KXC	Oxabicycloheptane	f
		616	3			Unknown	a
		632	2			Methylsulfonitrodipropylbenzenamine	a
		673	5			Unknown	a
3704	0-1	636	2	36-7-47X73	KXC	Bis (2-ethylhexyl) phthalate	c
3705	0-1	637	0.9	36-7-47X75	KXC	Bis (2-ethylhexyl) phthalate	c, f
3706	0-1	615	1	36-7-47X77	KXC	Dibutyl nonanedioate	d
		636	1			Bis (2-ethylhexyl) phthalate	c
3707	0-1	524	1	36-7-47X79	KXC	Methylhexanone	i
		160	1	36-7-47X81	KZN	Hexamethyltrisiloxane	a, c, f
	9-10	625	0.9			Unknown phthalate	a, c, f
		628	0.8			Unknown phthalate	c
		636	4			Bis (2-ethylhexyl) phthalate	
3708	4-5	636	0.8	36-7-47X85	KXF	Bis (2-ethylhexyl) phthalate	c, f
		160	6	36-7-47X86	KZN	Hexamethyltrisiloxane	i
	9-10	636	1			Bis (2-ethylhexyl) phthalate	c
3709	0-1	630	3	36-7-47X89	KXE	Bis (2-ethylhexyl) phthalate	c
		636	8			Dioctyl hexanedioate	d
	9-10	615	0.9	36-7-47X91	KXE	Dibutyl nonanedioate	d, f

* Values reported are method blank corrected.

+ a. No positive identification.

b. Surfactant.

c. Plasticizer (Note: All phthalates and adipates will have this comment).

d. Derived from natural products.

e. Suspected laboratory contaminant.

f. Low concentration.

g. Low frequency of occurrence.

h. Ubiquitous.

i. Possible column bleed.

j. None detected.

Source: ESE, 1986.

9/14/88

Nontarget compounds were detected in 42 of the 56 samples analyzed by GC/MS. Methyl hexanone was tentatively identified in 23 samples from Lots KXI, KXG, and KXC at concentrations ranging from 1 to 20 ppm. Hexamethyltrisiloxane, which was identified in 7 of 11 samples analyzed by GC/MS for VO compounds, is associated with column bleed during laboratory procedures.

Trichlorobenzene and methylsulfonyldinitrodipropylbenzenamine were each tentatively identified in three samples. The grab sample (6 to 7 ft) from Boring 3686 contained phenylethylphenol (2 ppm) and junipene (1 ppm) in addition to trichlorobenzene and methylsulfonyldinitrodipropylbenzenamine. Boring 3688 (9 to 10 ft) contained trichlorophenol and ethylhexyl trichlorophenoxy-ethanoate at elevated concentrations ranging from 10 to 600 ppm. Pyrene, triphenylene, and two naphthalenes were discovered in Boring 3689 (3 to 4 ft). The remaining compounds were predominantly naturally occurring compounds, phthalates, or could not be conclusively identified.

Results of the Phase II sampling program at Site 36-7 will be included as part of the overall analysis of the Central Study Area Report.

5.0 REFERENCES

RIC#85127R07

Environmental Science and Engineering, Inc. (ESE). June 1985. Rocky Mountain Arsenal Section 36 Contamination Survey. Final Technical Plan, Revision A. Volumes I and II. Appendix B: Laboratory Quality Assurance Plan. Task 1 (Section 36). Prepared for the Office of the Program Manager, Rocky Mountain Arsenal.

RIC#88204R02

Environmental Science and Engineering, Inc. (ESE). April 1987. Introduction to the Contamination Assessment Reports. Rocky Mountain Arsenal Phase I Remedial Investigation, Draft Final Report. Prepared for the Office of the Program Manager, Rocky Mountain Arsenal.

RIC#88063R07

Environmental Science and Engineering, Inc. (ESE). 1988. Final Phase I Contamination Assessment Report, Site 36-7: Solid Waste Burial/Sanitary Pit (Task 1, Section 36). Prepared for Office of the Manager, Rocky Mountain Arsenal.

APPENDIX 36-7-II-A
CHEMICAL NAMES, METHODS, AND ABBREVIATIONS

APPENDIX 36-7-II-A
CHEMICAL NAMES, METHODS, AND ABBREVIATIONS

PHASE I ANALYTES AND CERTIFIED METHODS

Analytes/Methods	Synonymous Names and Abbreviations	Standard Abbreviations
VOLATILE ORGANIC COMPOUNDS/GCMS	VOL	VO
1,1-Dichloroethane	1,1-Dichloroethane	11DCLE
1,2-Dichloroethane	1,2-Dichloroethane	12DCLE
1,1,1-Trichloroethane (TCA)	1,1,1-Trichloroethane	111TCE
1,1,2-Trichloroethane	1,1,2-Trichloroethane	112TCE
Benzene	Benzene	C ₆ H ₆
Bicycloheptadiene	Bicycloheptadiene (BCHD)	BCHPD
Carbon tetrachloride	Carbon tetrachloride	CCL ₄
Chlorobenzene	Chlorobenzene	CLC ₆ H ₅
Chloroform	Chloroform	CHCL ₃
Dibromochloropropane	Dibromochloropropane	DBCPC
Dicyclopentadiene	Dicyclopentadiene	DCPD
Dimethyldisulfide	Dimethyldisulfide	DMDS
Ethylbenzene	Ethylbenzene	ETC ₆ H ₅
m-Xylene	meta-Xylene	13DMB
Methylene chloride	Methylene chloride	CH ₂ CL ₂
Methylisobutyl ketone	Methylisobutyl ketone	MIBK
o,p-Xylene	ortho- and/or para-Xylene	XYLEN
Tetrachloroethene (PCE)	Tetrachloroethylene	TCLEE
Toluene	Toluene	MEC ₆ H ₅
Trans 1,2-dichloroethene	Trans 1,2-dichloroethylene	12DCE
Trichloroethene (TCE)	Trichloroethylene	TRCLE
SEMIVOLATILE ORGANIC COMPOUNDS/GCMS	EXTRACTABLE ORGANIC COMPOUNDS (EX)	SVO
1,4-Oxathiane	1,4-Oxathiane	OXAT
2,2-Bis (para-chlorophenyl)- 1,1-dichloroethane	Dichlorodiphenylethane	PPDDE
2,2-Bis (para-chlorophenyl) 1,1,1-trichloroethane	Dichlorodiphenyltrichloroethane	PPDDT
Aldrin	Aldrin	ALDRN
Atrazine	Atrazine	ATZ
Chlordane	Chlordane	CLDAN
Chlorophenylmethyl sulfide	p-Chlorophenylmethyl sulfide	CPMS
Chlorophenylmethyl sulfoxide	p-Chlorophenylmethyl sulfoxide	CPMSO
Chlorophenylmethyl sulfone	p-Chlorophenylmethyl sulfone	CPMSO ₂
Dibromochloropropane	Dibromochloropropane	DBCPC
Dicyclopentadiene	Dicyclopentadiene	DCPD
Dieldrin	Dieldrin	DLDRN
Diisopropylmethyl phosphonate	Diisopropylmethyl phosphonate	DIMP

APPENDIX 36-7-II-A
CHEMICAL NAMES, METHODS, AND ABBREVIATIONS

Analytes/Methods	Synonymous Names and Abbreviations	Standard Abbreviations
SEMIVOLATILE ORGANIC COMPOUNDS (CONT)		
Dimethylmethyl phosphonate	Dimethylmethyl phosphonate	DMMP
Dithiane	Dithiane	DITH
Endrin	Endrin	ENDRN
Hexachlorocyclopentadiene	Hexachlorocyclopentadiene (HCPD)	CL ₆ CP
Isodrin	Isodrin	ISODR
Malathion	Malathion	MLTHN
Parathion	Parathion	PRTHN
Supona	2-Chloro-1(2,4-dichlorophenyl) vinyl diethyl phosphate	SUPONA
Vapona	Vapona	DDVP
METALS/ICP		
Cadmium	ICAP Cadmium	ICP CD
Chromium	Chromium	CR
Copper	Copper	CU
Lead	Lead	PB
Zinc	Zinc	ZN
SEPARATE ANALYSES		
Arsenic/AA	Arsenic	AS
Mercury/AA	Mercury	HC
Dibromochloropropane/GC	Dibromochloropropane	DBCP

APPENDIX 36-7-II-A
CHEMICAL NAMES, METHODS, AND ABBREVIATIONS

PHASE II ANALYTES AND CERTIFIED METHODS

Analytes/Methods	Synonymous Names and Abbreviations	Standard Abbreviations
VOLATILE ORGANIC COMPOUNDS/GCMS (Same as Phase I)	VOL	VO
SEMIVOLATILE ORGANIC COMPOUNDS/GCMS (Same as Phase I)	EXTRACTABLE ORGANIC COMPOUNDS (EX)	SVO
VOLATILE HALOCARBON COMPOUNDS/GCCON	PURGEABLE HALOCARBONS (PHC)	VHO
1,1-Dichloroethane	1,1-Dichloroethane	11DCLE
1,2-Dichloroethane	1,2-Dichloroethane	12DCLE
1,1-Dichloroethene	1,1-Dichloroethene	11DCE
1,1,1-Trichloroethane (TCA)	1,1,1-Trichloroethane	111TCE
1,1,2-Trichloroethane	1,1,2-Trichloroethane	112TCE
Carbon tetrachloride	Carbon tetrachloride	CCL ₄
Chlorobenzene	Chlorobenzene	CLC ₆ H ₅
Chloroform	Chloroform	CHCL ₃
Methylene chloride	Methylene chloride	CH ₂ CL ₂
Trans 1,2-dichloroethylene	Trans 1,2-dichloroethene	12DCE
Tetrachloroethylene (PCE)	Tetrachloroethylene	TCLEE
Trichloroethene (TCE)	Trichloroethylene	TRCLE
VOLATILE HYDROCARBON COMPOUNDS/GCFID	DCPD	HYDCBN
Bicycloheptadiene	Bicycloheptadiene (BCHD)	BCHPD
Dicyclopentadiene	Dicyclopentadiene	DCPD
Methylisobutyl ketone	Methylisobutyl ketone	MIBK
VOLATILE AROMATIC COMPOUNDS/GCPID	PURGEABLE AROMATICS (PAM)	VAO
Benzene	Benzene	C ₆ H ₆
Ethylbenzene	Ethylbenzene	ETC ₆ H ₅
m-Xylene	meta-Xylene	13DMB
o,p-Xylene	ortho- and/or para-Xylene	XYLEN
Toluene	Toluene	MEC ₆ H ₅
ORGANOCHLORINE PESTICIDES/GCEC		OCP
2,2-Bis (para-chlorophenyl)- 1,1-dichloroethane	Dichlorodiphenylethane	PPDDE
2,2-Bis (para-chlorophenyl)- 1,1,1-trichloroethane	Dichlorodiphenyltrichloroethane	PPDDT
Aldrin	Aldrin	ALDRN
Chlordane	Chlordane	CLDAN
Dieldrin	Dieldrin	DLDRN
Endrin	Endrin	ENDRN
Hexachlorocyclopentadiene	Hexachlorocyclopentadiene	CL ₆ CP
Isodrin	Isodrin	ISODR

APPENDIX 36-7-II-A
CHEMICAL NAMES, METHODS, AND ABBREVIATIONS

Analytes/Methods	Synonymous Names and Abbreviations	Standard Abbreviations
ORGANOPHOSPHOROUS PESTICIDES/GCNPD	ORGANOPHOSPHOROUS COMPOUNDS (OPC)	OPP
Atrazine	Atrazine	ATZ
Malathion	Malathion	MLTHN
Parathion	Parathion	PRTHN
Supona	2-Chloro-1(2,4-dichlorophenyl) vinyl diethyl phosphate	SUPONA
Vapona	Vapona	DDVP
ORGANOPHOSPHOROUS COMPOUNDS/GCFPD	DIMP	OPC
Diisopropylmethyl phosphonate	Diisopropylmethyl phosphonate	DIMP
Dimethylmethyl phosphonate	Dimethylmethyl phosphonate	DMMP
ORGANOSULPHUR COMPOUNDS/GCFPD		OSC
1,4-Oxathiane	1,4-Oxathiane	OXAT
Benzothiazole	Benzothiazole	BTZ
Chlorophenylmethyl sulfide	p-Chlorophenylmethyl sulfide	CPMS
Chlorophenylmethyl sulfone	p-Chlorophenylmethyl sulfone	CPMSO ₂
Chlorophenylmethyl sulfoxide	p-Chlorophenylmethyl sulfoxide	CPMSO
Dimethyldisulfide	Dimethyldisulfide	DMDS
Dithiane	Dithiane	DITH
METALS/ICP	ICAP	ICP
Cadmium	Cadmium	CD
Chromium	Chromium	CR
Copper	Copper	CU
Lead	Lead	PB
Zinc	Zinc	ZN
SEPARATE ANALYSES		
Arsenic/AA	Arsenic	AS
Mercury/AA	Mercury	HG
Dibromochloropropane/GC	Dibromochloropropane	DBCP

APPENDIX 36-7-II-A
CHEMICAL NAMES, METHODS, AND ABBREVIATIONS

Analytes/Methods	Synonymous Names and Abbreviations	Standard Abbreviations
ARMY AGENT DEGRADATION PRODUCTS:		ADP
AGENT PRODUCTS/HPLC		
Chloroacetic Acid	TDGCL	CLC2A
Thiodiglycol	Chloroacetic acid	TDGCL
	Thiodiglycol (TDG)	
AGENT PRODUCTS/IONCHROM		
Fluoroacetic acid	IMPA	GBDP
Isopropylmethylphosphonic acid	Fluoroacetic acid	FC2A
Methylphosphonic acid	Isopropylmethylphosphonate	IMPA
	Methylphosphonate	MPA

Methods	Abbreviations
Atomic Absorption Spectroscopy	AA
Gas Chromatography/Conductivity Detector	GCCON
Gas Chromatography/Electron Capture	GCEC
Gas Chromatography/Flame Ionization Detector	GCFID
Gas Chromatography/Flame Photometric	GCFPD
Gas Chromatography/Mass Spectrometry	GCMS
Gas Chromatography/Nitrogen Phosphorous Detector	GCNPD
Gas Chromatography/Photoionization Detector	GCPID
High Performance Liquid Chromatography	HPLC
Inductively Coupled Argon Plasma	ICP, ICAP
Ion Chromatography	IONCHROM

APPENDIX 36-7-II-B
PHASE II CHEMICAL DATA

ENVIRONMENTAL SCIENCE & ENGINEERING 06/24/88
 PROJECT NUMBER 88425 0000 PMA TASK 47/1
 FIELD GROUP 36-7-47 PROJECT MANAGER BILL FRASER
 ALL LAB COORDINATOR JOE VONDRICK

PAGE #1

PARAMETERS	UNITS	STORET #	METHOD	DATE TIME	3663A 36-7-47	3683B 36-7-47	3684GRAB 36-7-47	3684A 36-7-47	3684B 36-7-47	3685CRAB 36-7-47	3685A 36-7-47	3685X 36-7-47	3686GRAB 36-7-47	3686A 36-7-47	3686B 36-7-47	3688GRAB 36-7-47	3687A 36-7-47	3687B 36-7-47	3688CRAB 36-7-47	3689CRAB 36-7-47
					03/15/88 08:19	03/15/88 08:33	02/03/88 12:10	03/16/88 08:43	03/16/88 08:54	02/02/88 12:22	03/15/88 09:20	03/15/88 10:12	02/02/88 10:57	03/14/88 09:54	03/14/88 10:22	02/03/88 12:46	03/14/88 09:40	03/14/88 12:03	02/03/88 12:46	02/03/88 10:16
SAMPLE TYPE		71999			SO	SO	SO	SO	SO	SO	SO	SO	SO	SO	SO	SO	SO	SO	SO	SO
SITE TYPE 1		0			BORE	BORE	CSDT	BORE	BORE	CSDT	BORE	BORE	CSDT	BORE	BORE	CSDT	BORE	BORE	CSDT	CSDT
SAMPLE DEPTH	FT	5	9	0	10	14	0	10	14	0	10	15	0	10	14	0	17	21	0	0
SAMPLING TECHNIQUE		S	S	G	S	S	S	S	S	S	S	S	G	S	S	G	S	S	S	G
INSTALLATION CODE	SAMPLE	RK	RK	RK	RK	RK	RK0	RK	RK	RK	RK	RK	RK	RK	RK	RK	RK	RK	RK	RK
MOISTURE	%WET HT	24.1	23.8	12.1	13.5	21.7	19.6	25.4	22.2	13.3	15.7	20.7	13.0	24.2	20.7	13.0	24.2	21.9	10.8	10.8
CADMIUM	UG/G- DRY	<0.921	<7.16	16.9	9.48	<7.16	11.8	<7.16	41.0	<0.921	<7.16	15.0	<0.921	<7.16	<7.16	<0.921	<7.16	<7.16	<0.921	<0.921
CHROMIUM	UG/G- DRY	34.3	31.6	24.7	22.9	51.3	32.9	35.0	61.8	17.7	12.3	19.6	77.1	27.0	19.6	77.1	27.0	34.4	21.4	21.4
COPPER	UG/G- DRY	<16.8	<16.8	41.8	48.0	<16.8	61.4	<16.8	<16.8	<16.8	<16.8	<16.8	<16.8	<16.8	<16.8	<16.8	<16.8	<16.8	<16.8	80.6
LEAD	UG/G- DRY	66.6	70.5	75.6	48.8	87.3	167	64.9	84.7	61.8	70.1	54.7	100	58.2	54.7	100	58.2	84.6	252	252
ZINC	UG/G- DRY	<4.70	<4.70	7.45	<4.70	<4.70	6.97	<4.70	<4.70	<4.70	<4.70	<4.70	<4.70	<4.70	<4.70	<4.70	<4.70	<4.70	<4.70	<4.70
ARSENIC	UG/G- DRY	<0.050	<0.050	0.110	0.138	<0.050	1.67	0.075	<0.050	<0.050	<0.050	<0.050	<0.050	<0.050	<0.050	<0.050	<0.050	0.063	0.105	0.105
MERCURY	UG/G- DRY	<0.94	<0.94	<0.94	<0.94	<0.94	<0.94	<0.94	<0.94	<0.94	<0.94	<0.94	<0.94	<0.94	<0.94	<0.94	<0.94	<0.94	<0.94	<0.94
ALDRIN	UG/G- DRY	<0.73	<0.73	<0.73	<0.73	<0.73	<0.73	<0.73	<0.73	<0.73	<0.73	<0.73	<0.73	<0.73	<0.73	<0.73	<0.73	<0.73	<0.73	<0.73
ATRAZINE	UG/G- DRY	<1.5	<1.5	<1.5	<1.5	<1.5	<1.5	<1.5	<1.5	<1.5	<1.5	<1.5	<1.5	<1.5	<1.5	<1.5	<1.5	<1.5	<1.5	<1.5
CHLORDANE	UG/G- DRY	<0.25	<0.25	<0.25	<0.25	<0.25	<0.25	<0.25	<0.25	<0.25	<0.25	<0.25	<0.25	<0.25	<0.25	<0.25	<0.25	<0.25	<0.25	<0.25
P-CLPHENYL METHY- SULF IDE	UG/G- DRY	<0.35	<0.35	<0.35	<0.35	<0.35	<0.35	<0.35	<0.35	<0.35	<0.35	<0.35	<0.35	<0.35	<0.35	<0.35	<0.35	<0.35	<0.35	<0.35
P-CLPHENYL METHY- SULFOXIDE	UG/G- DRY	<0.29	<0.29	<0.29	<0.29	<0.29	0.71	<0.29	<0.29	<0.29	<0.29	<0.29	<0.29	<0.29	1.3	<0.29	<0.29	<0.29	<0.29	<0.29
P-CLPHENYL METHY- SULFONE	UG/G- DRY	<0.33	<0.33	<0.33	<0.33	<0.33	<0.33	<0.33	<0.33	<0.33	<0.33	<0.33	<0.33	<0.33	<0.33	<0.33	<0.33	<0.33	<0.33	<0.33
DBCP (NEMAGON)	UG/G- DRY	<0.26	<0.26	<0.26	<0.26	<0.26	<0.26	<0.26	<0.26	<0.26	<0.26	<0.26	<0.26	<0.26	<0.26	<0.26	<0.26	<0.26	<0.26	<0.26
DICYCLOPENTADIENE	UG/G- DRY	<0.29	<0.29	<0.29	<0.29	<0.29	<0.29	<0.29	<0.29	<0.29	<0.29	<0.29	<0.29	<0.29	<0.29	<0.29	<0.29	<0.29	<0.29	<0.29
DDE, PP'	UG/G- DRY	<0.37	<0.37	<0.37	<0.37	<0.37	<0.37	<0.37	<0.37	<0.37	<0.37	<0.37	<0.37	<0.37	<0.37	<0.37	<0.37	<0.37	<0.37	<0.37
DDT, PP'	UG/G- DRY	<0.25	<0.25	9.8	0.33	<0.25	<0.25	<0.25	<0.25	<0.25	<0.25	<0.25	<0.25	<0.25	<0.25	<0.25	<0.25	<0.25	<0.25	<0.25
DIELDRIN	UG/G- DRY	<0.25	<0.25	9.8	0.33	<0.25	<0.25	<0.25	<0.25	<0.25	<0.25	<0.25	<0.25	<0.25	<0.25	<0.25	<0.25	<0.25	<0.25	<0.25

ENVIRONMENTAL SCIENCE & ENGINEERING 06/24/88

PROJECT NAME RMA TASK 47/1

PROJECT NUMBER 88425 0000
FIELD GROUP 36-7-47
PROJECT MANAGER BILL FRASER
LAB COORDINATOR JOE VONDRICK

ALL

SAMPLE ID/#

PARAMETERS	UNITS	STORP #	DATE	TIME	3683A	3683B	3684A	3684B	3685A	3685X	3686A	3686B	3686GRAB	3687A	3687B	3689GRAB
DIMP	UG/G-DRY	98645	03/15/88	08:33	<0.50	<0.50	<0.50	<0.50	<0.50	<0.50	<0.50	<0.50	<0.50	<0.50	<0.50	<0.50
1,4 DITHIANE	UG/G-DRY	98650	03/15/88	08:33	<0.25	<0.25	<0.25	<0.25	<0.25	<0.25	<0.25	<0.25	<0.25	<0.25	<0.25	<0.25
DMHP	UG/G-DRY	98657	03/15/88	08:33	<1.5	<1.5	<1.5	<1.5	<1.5	<1.5	<1.5	<1.5	<1.5	<1.5	<1.5	<1.5
ENDPIN	UG/G-DRY	98369	03/16/88	08:43	<0.70	<0.70	<0.70	<0.70	<0.70	<0.70	<0.70	<0.70	<0.70	<0.70	<0.70	<0.70
HEXACHLOROCYCLOPENTADIENE	UG/G-DRY	98647	03/16/88	08:43	<1.1	<1.1	<1.1	<1.1	<1.1	<1.1	<1.1	<1.1	<1.1	<1.1	<1.1	<1.1
ISODRIN	UG/G-DRY	98649	03/16/88	08:43	<0.33	<0.33	<0.33	<0.33	<0.33	<0.33	<0.33	<0.33	<0.33	<0.33	<0.33	<0.33
MALATHION	UG/G-DRY	98648	03/16/88	08:43	<0.59	<0.59	<0.59	<0.59	<0.59	<0.59	<0.59	<0.59	<0.59	<0.59	<0.59	<0.59
1,4 OXATHIANE	UG/G-DRY	98644	03/16/88	08:43	<0.26	<0.26	<0.26	<0.26	<0.26	<0.26	<0.26	<0.26	<0.26	<0.26	<0.26	<0.26
ETY'PARATHION	UG/G-DRY	98658	03/16/88	08:43	<0.63	<0.63	<0.63	<0.63	<0.63	<0.63	<0.63	<0.63	<0.63	<0.63	<0.63	<0.63
SUPONA	UG/G-DRY	98656	03/16/88	08:43	<0.49	<0.49	<0.49	<0.49	<0.49	<0.49	<0.49	<0.49	<0.49	<0.49	<0.49	<0.49
VAPONA	UG/G-DRY	98646	03/16/88	08:43	<0.25	<0.25	<0.25	<0.25	<0.25	<0.25	<0.25	<0.25	<0.25	<0.25	<0.25	<0.25
DICYCLOPENTADIENE	UG/G-DRY	98651	03/16/88	08:43	<0.27	<0.27	<0.27	<0.27	<0.27	<0.27	<0.27	<0.27	<0.27	<0.27	<0.27	<0.27
TRANS-1,2-DICHLOROETHENE	UG/G-DRY	98687	03/16/88	08:43	<0.25	<0.25	<0.25	<0.25	<0.25	<0.25	<0.25	<0.25	<0.25	<0.25	<0.25	<0.25
ETHYLBENZENE	UG/G-DRY	98688	03/16/88	08:43	<0.25	<0.25	<0.25	<0.25	<0.25	<0.25	<0.25	<0.25	<0.25	<0.25	<0.25	<0.25
METHYLENE CHLORIDE	UG/G-DRY	98689	03/16/88	08:43	<0.25	<0.25	<0.25	<0.25	<0.25	<0.25	<0.25	<0.25	<0.25	<0.25	<0.25	<0.25
TETRACHLOROETHENE	UG/G-DRY	98690	03/16/88	08:43	<0.25	<0.25	<0.25	<0.25	<0.25	<0.25	<0.25	<0.25	<0.25	<0.25	<0.25	<0.25
TOLUENE	UG/G-DRY	98691	03/16/88	08:43	<0.25	<0.25	<0.25	<0.25	<0.25	<0.25	<0.25	<0.25	<0.25	<0.25	<0.25	<0.25
1,1,1-TRICHLOROETHANE	UG/G-DRY	98692	03/16/88	08:43	<0.25	<0.25	<0.25	<0.25	<0.25	<0.25	<0.25	<0.25	<0.25	<0.25	<0.25	<0.25
1,1,2-TRICHLOROETHANE	UG/G-DRY	98693	03/16/88	08:43	<0.25	<0.25	<0.25	<0.25	<0.25	<0.25	<0.25	<0.25	<0.25	<0.25	<0.25	<0.25
TRICHLOROETHENE	UG/G-DRY	98694	03/16/88	08:43	<0.25	<0.25	<0.25	<0.25	<0.25	<0.25	<0.25	<0.25	<0.25	<0.25	<0.25	<0.25
M-XYLENE	UG/G-DRY	98695	03/16/88	08:43	<0.25	<0.25	<0.25	<0.25	<0.25	<0.25	<0.25	<0.25	<0.25	<0.25	<0.25	<0.25
MIBK	UG/G-DRY	98696	03/16/88	08:43	<0.50	<0.50	<0.50	<0.50	<0.50	<0.50	<0.50	<0.50	<0.50	<0.50	<0.50	<0.50
DMSO	UG/G-DRY	98697	03/16/88	08:43	<0.25	<0.25	<0.25	<0.25	<0.25	<0.25	<0.25	<0.25	<0.25	<0.25	<0.25	<0.25
BENZENE	UG/G-DRY	98699	03/16/88	08:43	<0.25	<0.25	<0.25	<0.25	<0.25	<0.25	<0.25	<0.25	<0.25	<0.25	<0.25	<0.25

ENVIRONMENTAL SCIENCE & ENGINEERING 06/24/88

PROJECT NUMBER 88425 0000 PROJECT NAME RMA TASK 47/1
 FIELD GROUP 36-7-47 PROJECT MANAGER BILL FRASER
 ALL LAB COORDINATOR JOE VONDRICKA

SAMPLE ID/#

PARAMETERS	UNITS	STORET #	METHOD	3683A	3683B	3684A	3684B	3685A	3685X	3686A	3686B	3686C	3687A	3687B	3689CRAB	
UNKN600	UG/G	03/15/88	08:19	36-7-47	02/03/88	03/16/88	03/16/88	03/15/88	03/15/88	02/02/88	03/14/88	02/03/88	36-7-47	03/14/88	02:03/88	02:03/88
		08:33	12:10	2	3	6	7	9	10	12	13	14	15	18	19	21
				3683A	3683B	3684A	3684B	3685A	3685X	3686A	3686B	3686C	3687A	3687B	3689CRAB	
UNKN609	UG/G	09		36-7-47	36-7-47	36-7-47	36-7-47	36-7-47	36-7-47	36-7-47	36-7-47	36-7-47	36-7-47	36-7-47	36-7-47	
UNKN618	UG/G	09		36-7-47	36-7-47	36-7-47	36-7-47	36-7-47	36-7-47	36-7-47	36-7-47	36-7-47	36-7-47	36-7-47	36-7-47	
UNKN619	UG/G	09		36-7-47	36-7-47	36-7-47	36-7-47	36-7-47	36-7-47	36-7-47	36-7-47	36-7-47	36-7-47	36-7-47	36-7-47	
UNKN626	UG/G	09		36-7-47	36-7-47	36-7-47	36-7-47	36-7-47	36-7-47	36-7-47	36-7-47	36-7-47	36-7-47	36-7-47	36-7-47	
UNKN631	UG/G	09		36-7-47	36-7-47	36-7-47	36-7-47	36-7-47	36-7-47	36-7-47	36-7-47	36-7-47	36-7-47	36-7-47	36-7-47	
UNKN633	UG/G	09		36-7-47	36-7-47	36-7-47	36-7-47	36-7-47	36-7-47	36-7-47	36-7-47	36-7-47	36-7-47	36-7-47	36-7-47	
UNKN160	UG/G	09		36-7-47	36-7-47	36-7-47	36-7-47	36-7-47	36-7-47	36-7-47	36-7-47	36-7-47	36-7-47	36-7-47	36-7-47	
UNKN615	UG/G	09		36-7-47	36-7-47	36-7-47	36-7-47	36-7-47	36-7-47	36-7-47	36-7-47	36-7-47	36-7-47	36-7-47	36-7-47	
UNKN543	UG/G	09		36-7-47	36-7-47	36-7-47	36-7-47	36-7-47	36-7-47	36-7-47	36-7-47	36-7-47	36-7-47	36-7-47	36-7-47	
UNKN559	UG/G	09		36-7-47	36-7-47	36-7-47	36-7-47	36-7-47	36-7-47	36-7-47	36-7-47	36-7-47	36-7-47	36-7-47	36-7-47	
UNKN573	UG/G	09		36-7-47	36-7-47	36-7-47	36-7-47	36-7-47	36-7-47	36-7-47	36-7-47	36-7-47	36-7-47	36-7-47	36-7-47	
UNKN576	UG/G	09		36-7-47	36-7-47	36-7-47	36-7-47	36-7-47	36-7-47	36-7-47	36-7-47	36-7-47	36-7-47	36-7-47	36-7-47	
UNKN578	UG/G	09		36-7-47	36-7-47	36-7-47	36-7-47	36-7-47	36-7-47	36-7-47	36-7-47	36-7-47	36-7-47	36-7-47	36-7-47	
UNKN622	UG/G	09		36-7-47	36-7-47	36-7-47	36-7-47	36-7-47	36-7-47	36-7-47	36-7-47	36-7-47	36-7-47	36-7-47	36-7-47	
UNKN624	UG/G	09		36-7-47	36-7-47	36-7-47	36-7-47	36-7-47	36-7-47	36-7-47	36-7-47	36-7-47	36-7-47	36-7-47	36-7-47	
UNKN628	UG/G	09		36-7-47	36-7-47	36-7-47	36-7-47	36-7-47	36-7-47	36-7-47	36-7-47	36-7-47	36-7-47	36-7-47	36-7-47	
UNKN632	UG/G	09		36-7-47	36-7-47	36-7-47	36-7-47	36-7-47	36-7-47	36-7-47	36-7-47	36-7-47	36-7-47	36-7-47	36-7-47	
UNKN634	UG/G	09		36-7-47	36-7-47	36-7-47	36-7-47	36-7-47	36-7-47	36-7-47	36-7-47	36-7-47	36-7-47	36-7-47	36-7-47	
UNKN636	UG/G	09		36-7-47	36-7-47	36-7-47	36-7-47	36-7-47	36-7-47	36-7-47	36-7-47	36-7-47	36-7-47	36-7-47	36-7-47	
UNKN640	UG/G	09		36-7-47	36-7-47	36-7-47	36-7-47	36-7-47	36-7-47	36-7-47	36-7-47	36-7-47	36-7-47	36-7-47	36-7-47	
UNKN644	UG/G	09		36-7-47	36-7-47	36-7-47	36-7-47	36-7-47	36-7-47	36-7-47	36-7-47	36-7-47	36-7-47	36-7-47	36-7-47	
UNKN649	UG/G	09		36-7-47	36-7-47	36-7-47	36-7-47	36-7-47	36-7-47	36-7-47	36-7-47	36-7-47	36-7-47	36-7-47	36-7-47	
UNKN655	UG/G	09		36-7-47	36-7-47	36-7-47	36-7-47	36-7-47	36-7-47	36-7-47	36-7-47	36-7-47	36-7-47	36-7-47	36-7-47	

ENVIRONMENTAL SCIENCE & ENGINEERING 06/24/88
 PROJECT NUMBER: 88425 0000 RMA TASKA 47/1
 FIELD GROUP 36-7-47 PROJECT MANAGER BILL FRASER
 ALL LAB COORDINATOR JOE VONDRICK

PARAMETERS	UNITS	STORET #	METHOD	DATE	TIME	3683A	3683B	3684A	3684B	3685A	3685X	3686A	3686B	3687A	3687B	3689GRAB			
UNK577	UG/G	90577	O9	03/15/88	08:19	2	3	6	7	9	10	12	13	14	15	17	18	19	21
UNK594	UG/G	90594	O9	02/03/88	12:10	5	3	6	7	9	10	12	13	14	15	17	18	19	21
UNK629	UG/G	90629	O9	03/15/88	08:33	2	3	6	7	9	10	12	13	14	15	17	18	19	21
UNK630	UG/G	90630	O9	03/15/88	08:33	2	3	6	7	9	10	12	13	14	15	17	18	19	21
UNK637	UG/G	90637	O9	03/15/88	08:33	2	3	6	7	9	10	12	13	14	15	17	18	19	21
UNK555	UG/G	90555	O9	03/15/88	08:33	2	3	6	7	9	10	12	13	14	15	17	18	19	21
UNK556	UG/G	90556	O9	03/15/88	08:33	2	3	6	7	9	10	12	13	14	15	17	18	19	21
UNK582	UG/G	90582	O9	03/15/88	08:33	2	3	6	7	9	10	12	13	14	15	17	18	19	21
UNK617	UG/G	90617	O9	03/15/88	08:33	2	3	6	7	9	10	12	13	14	15	17	18	19	21
UNK161	UG/G	90161	O9	03/15/88	08:33	2	3	6	7	9	10	12	13	14	15	17	18	19	21
UNK541	UG/G	90541	O9	03/15/88	08:33	2	3	6	7	9	10	12	13	14	15	17	18	19	21
UNK551	UG/G	90551	O9	03/15/88	08:33	2	3	6	7	9	10	12	13	14	15	17	18	19	21
UNK591	UG/G	90591	O9	03/15/88	08:33	2	3	6	7	9	10	12	13	14	15	17	18	19	21
UNK595	UG/G	90595	O9	03/15/88	08:33	2	3	6	7	9	10	12	13	14	15	17	18	19	21
UNK518	UG/G	90518	O9	03/15/88	08:33	2	3	6	7	9	10	12	13	14	15	17	18	19	21
UNK661	UG/G	90661	O9	03/15/88	08:33	2	3	6	7	9	10	12	13	14	15	17	18	19	21
UNK523	UG/G	90523	O9	03/15/88	08:33	2	3	6	7	9	10	12	13	14	15	17	18	19	21
UNK616	UG/G	90616	O9	03/15/88	08:33	2	3	6	7	9	10	12	13	14	15	17	18	19	21
UNK673	UG/G	90673	O9	03/15/88	08:33	2	3	6	7	9	10	12	13	14	15	17	18	19	21
UNK550	UG/G	90550	O9	03/15/88	08:33	2	3	6	7	9	10	12	13	14	15	17	18	19	21
UNK572	UG/G	90572	O9	03/15/88	08:33	2	3	6	7	9	10	12	13	14	15	17	18	19	21
UNK627	UG/G	90627	O9	03/15/88	08:33	2	3	6	7	9	10	12	13	14	15	17	18	19	21
UNK526	UG/G	90526	O9	03/15/88	08:33	2	3	6	7	9	10	12	13	14	15	17	18	19	21
UNK614	UG/G	90614	O9	03/15/88	08:33	2	3	6	7	9	10	12	13	14	15	17	18	19	21

ENVIRONMENTAL SCIENCE & ENGINEERING 06/24/88

PROJECT NUMBER 88425 0000 PROJECT NAME RMA TASK 47/1
FIELD GROUP 36-7-47 PROJECT MANAGER BILL FRASER
LAB COORDINATOR JOE VONDRICK

ALL

SAMPLE ID/#

PARAMETERS	UNITS	STORET #	METHOD	3683A	3683B	3684CRAB	3684A	3684B	3685CRAB	3685A	3685X	3686A	3686B	3686CRAB	3686B	3686CRAB	3687A	3687B	3689CRAB
				36-7-47	36-7-47	36-7-47	36-7-47	36-7-47	36-7-47	36-7-47	36-7-47	36-7-47	36-7-47	36-7-47	36-7-47	36-7-47	36-7-47	36-7-47	36-7-47
				2	3	5	6	7	9	10	12	14	15	17	19	19	18	19	21
DATE				03/15/88	03/15/88	02/03/88	03/16/88	03/16/88	02/02/88	02/15/88	03/15/88	03/14/88	03/14/88	02/03/88	03/14/88	02/03/88	03/14/88	03/14/88	02/03/88
TIME				08:19	08:33	12:10	08:43	08:54	12:22	09:20	10:12	09:54	10:22	12:48	10:22	12:48	09:40	12:03	10:16

0.2

90635
09

UG/G

UNK635

ENVIRONMENTAL SCIENCE & ENGINEERING 06/24/88
 PROJECT NUMBER 88425 0000 RMA TASK 47/1
 PROJECT MANAGER BILL FRASER
 FIELD GROUP 36-7-47 LAB COORDINATOR JOE VONDRICK
 ALL

SAMPLE ID/#

PARAMETERS	UNITS	STORET #	METHOD	DATE	TIME	3689FAB	3689A	3689B	3690A	3690B	3691A	3691B	3692A	3692B	3693A	3693B	3694A	3694B	3695A	
71999		0		02/03/88	10:16	SO	SO	SO	SO	SO	SO	SO	SO	SO	SO	SO	SO	SO	SO	SO
SITE TYPE I		99759		03/16/88	10:43	BORE	BORE	BORE	BORE	BORE	BORE	BORE	BORE	BORE	BORE	BORE	BORE	BORE	BORE	BORE
SAMPLE DEPTH	FT	99758	0	03/16/88	10:55	15	14	14	14	14	0	0	0	0	0	0	0	0	0	0
SAMPLE DEPTH	FT	99759	0	03/16/88	10:55	15	14	14	14	14	0	0	0	0	0	0	0	0	0	0
SAMPLING TECHNIQUE		72005	0	02/03/88	11:22	G	G	G	G	G	S	S	S	S	S	S	S	S	S	S
INSTALLATION CODE		99720	0	03/16/88	11:46	RK	RK	RK	RK	RK	RK	RK	RK	RK	RK	RK	RK	RK	RK	RK
MOISTURE		70320	0	03/16/88	11:22	10.8	16.9	14.0	13.4	16.1	9.6	8.4	11.0	5.8	12.9	8.5	9.1	5.2	13.6	13.6
CADMIUM	µMET WT	1028	1	03/16/88	10:43	<0.921	<0.921	<0.921	<0.921	<0.921	<0.921	<0.921	<0.921	<0.921	<0.921	<0.921	<0.921	<0.921	<0.921	<0.921
CHROMIUM	UG/G- DRY	99584	R9	03/16/88	10:55	<7.16	14.0	9.92	9.39	12.0	12.3	12.4	<7.16	<7.16	<7.16	12.2	11.0	8.95	17.6	17.6
COPPER	UG/G- DRY	1043	R9	03/16/88	10:55	21.4	13.0	16.9	10.2	14.8	10.7	9.25	8.33	8.80	13.1	14.1	14.1	9.10	12.9	12.9
LEAD	UG/G- DRY	1052	R9	03/16/88	10:55	80.6	<16.8	<16.8	<16.8	<16.8	<16.8	<16.8	<16.8	<16.8	<16.8	<16.8	71.9	<16.8	<16.8	<16.8
ZINC	UG/G- DRY	1093	R9	03/16/88	10:55	252	48.0	56.5	39.6	57.0	44.0	40.9	34.6	34.8	50.4	131	35.6	35.6	55.6	55.6
ARSENIC	UG/G- DRY	1003	R9	03/16/88	10:55	<4.70	<4.70	<4.70	<4.70	<4.70	<4.70	<4.70	<4.70	<4.70	<4.70	<4.70	15.2	<4.70	<4.70	<4.70
MERCURY	UG/G- DRY	71921	R9	03/16/88	10:55	0.105	<0.050	<0.050	<0.050	<0.050	<0.050	<0.050	<0.050	<0.050	<0.050	<0.050	<0.050	<0.050	<0.050	<0.050
ALDRIN	UG/G- DRY	98356	O9	03/16/88	10:55	<0.94	<0.94	<0.94	<0.94	<0.94	<0.94	<0.94	<0.94	<0.94	<0.94	<0.94	<0.94	<0.94	<0.94	<0.94
ATRAZINE	UG/G- DRY	98655	O9	03/16/88	10:55	<0.73	<0.73	<0.73	<0.73	<0.73	<0.73	<0.73	<0.73	<0.73	<0.73	<0.73	<0.73	<0.73	<0.73	<0.73
CHLORDANE	UG/G- DRY	98361	O9	03/16/88	10:55	<1.5	<1.5	<1.5	<1.5	<1.5	<1.5	<1.5	<1.5	<1.5	<1.5	<1.5	<1.5	<1.5	<1.5	<1.5
P-CLPHENYLMETHY-	UG/G- DRY	98653	O9	03/16/88	10:55	<0.25	<0.25	<0.25	<0.25	<0.25	<0.25	8.1	<0.25	<0.25	<0.25	<0.25	<0.25	<0.25	<0.25	<0.25
SULFIDE	UG/G- DRY	98654	O9	03/16/88	10:55	<0.35	<0.35	<0.35	<0.35	<0.35	<0.35	3.6	<0.35	<0.35	<0.35	<0.35	<0.35	<0.35	<0.35	<0.35
P-CLPHENYLMETHY-	UG/G- DRY	98703	O9	03/16/88	10:55	<0.29	1.5	<0.29	<0.29	<0.29	<0.29	<0.29	<0.29	<0.29	<0.29	<0.29	<0.29	<0.29	<0.29	<0.29
SULFONE	UG/G- DRY	98652	O9	03/16/88	10:55	<0.33	<0.33	<0.33	<0.33	<0.33	<0.33	<0.33	<0.33	<0.33	<0.33	<0.33	<0.33	<0.33	<0.33	<0.33
D6CP (NEMACON)	UG/G- DRY	98651	O9	03/16/88	10:55	<0.26	<0.26	<0.26	<0.26	<0.26	<0.26	<0.26	<0.26	<0.26	<0.26	<0.26	<0.26	<0.26	<0.26	<0.26
DICYCLOPENTADIENE	UG/G- DRY	98363	O9	03/16/88	10:55	<0.29	<0.29	<0.29	<0.29	<0.29	<0.29	<0.29	<0.29	<0.29	<0.29	<0.29	<0.29	<0.29	<0.29	<0.29
DDT, PP'	UG/G- DRY	98364	O9	03/16/88	10:55	<0.37	<0.37	<0.37	<0.37	<0.37	<0.37	<0.37	<0.37	<0.37	<0.37	<0.37	<0.37	<0.37	<0.37	<0.37
DDT, PP'	UG/G- DRY	98365	O9	03/16/88	10:55	<0.25	<0.25	<0.25	<0.25	<0.25	1.6	<0.25	<0.25	<0.25	<0.25	<0.25	<0.25	<0.25	<0.25	<0.25
DIELDRIN	UG/G- DRY	98365	O9	03/16/88	10:55	<0.25	<0.25	<0.25	<0.25	<0.25	1.6	<0.25	<0.25	<0.25	<0.25	<0.25	<0.25	<0.25	<0.25	<0.25

ENVIRONMENTAL SCIENCE & ENGINEERING 06/24/88
 PROJECT NUMBER 88425 0000 PMA TASK 47/1
 FIELD GROUP 36-7-47 PROJECT MANAGER BILL FRASER
 ALL LAB COORDINATOR JOE VONDRICA

PARAMETERS	UNITS	STORET #	METHOD	3689GRAB	3689A	3689GRAB	3690GRAB	3690A	3690B	3691A	3691B	3692A	3692B	3693A	3693B	3694A	3694B	3695A
DATE				02/03/88	03/16/88	03/16/88	02/03/88	03/16/88	03/16/88	03/15/88	03/15/88	03/10/88	03/10/88	03/10/88	03/10/88	03/16/88	03/16/88	03/15/88
TIME				10:16	10:43	10:55	11:22	11:46	11:55	10:57	11:07	11:20	11:27	11:53	12:03	13:07	13:17	11:37
DIMP	UG/G-DRY	98645	Q9	<0.50	<0.50	<0.50	<0.50	<0.50	<0.50	<0.50	<0.50	<0.50	<0.50	<0.50	<0.50	<0.50	<0.50	<0.50
1,4 DITHIANE	UG/G-DRY	98650	Q9	<0.25	<0.25	<0.25	<0.25	<0.25	<0.25	<0.25	<0.25	<0.25	<0.25	<0.25	<0.25	<0.25	<0.25	<0.25
DMHP	UG/G-DRY	98657	Q9	<1.5	<1.5	<1.5	<1.5	<1.5	<1.5	<1.5	<1.5	<1.5	<1.5	<1.5	<1.5	<1.5	<1.5	<1.5
ENDRIN	UG/G-DRY	98369	Q9	<0.70	<0.70	<0.70	<0.70	<0.70	<0.70	<0.70	<0.70	<0.70	<0.70	<0.70	<0.70	<0.70	<0.70	<0.70
HEXACHLOROCYCLOPENTADIENE	UG/G-DRY	98647	Q9	<1.1	<1.1	<1.1	<1.1	<1.1	<1.1	<1.1	<1.1	<1.1	<1.1	<1.1	<1.1	<1.1	<1.1	<1.1
ISODRIN	UG/G-DRY	98649	Q9	<0.33	<0.33	<0.33	<0.33	<0.33	<0.33	<0.33	<0.33	<0.33	<0.33	<0.33	<0.33	<0.33	<0.33	<0.33
MALATHION	UG/G-DRY	98648	Q9	<0.59	<0.59	<0.59	<0.59	<0.59	<0.59	<0.59	<0.59	<0.59	<0.59	<0.59	<0.59	<0.59	<0.59	<0.59
1,4 OXATHIANE	UG/G-DRY	98644	Q9	<0.26	<0.26	<0.26	<0.26	<0.26	<0.26	<0.26	<0.26	<0.26	<0.26	<0.26	<0.26	<0.26	<0.26	<0.26
ETY'PARATHION	UG/G-DRY	98658	Q9	<0.63	<0.63	<0.63	<0.63	<0.63	<0.63	<0.63	<0.63	<0.63	<0.63	<0.63	<0.63	<0.63	<0.63	<0.63
SUPONA	UG/G-DRY	98656	Q9	<0.49	<0.49	<0.49	<0.49	<0.49	<0.49	<0.49	<0.49	<0.49	<0.49	<0.49	<0.49	<0.49	<0.49	<0.49
VAPONA	UG/G-DRY	98646	Q9	<0.25	<0.25	<0.25	<0.25	<0.25	<0.25	<0.25	<0.25	<0.25	<0.25	<0.25	<0.25	<0.25	<0.25	<0.25
DICYCLOPENTADIENE	UG/G-DRY	98651	Q9	<0.27	<0.27	<0.27	<0.27	<0.27	<0.27	<0.27	<0.27	<0.27	<0.27	<0.27	<0.27	<0.27	<0.27	<0.27
TRANS-1,2-DICHLOROETHENE	UG/G-DRY	98687	H9	<0.25	<0.25	<0.25	<0.25	<0.25	<0.25	<0.25	<0.25	<0.25	<0.25	<0.25	<0.25	<0.25	<0.25	<0.25
ETHYLBENZENE	UG/G-DRY	98688	H9	<0.25	<0.25	<0.25	<0.25	<0.25	<0.25	<0.25	<0.25	<0.25	<0.25	<0.25	<0.25	<0.25	<0.25	<0.25
METHYLENE CHLORIDE	UG/G-DRY	98689	H9	<0.25	<0.25	<0.25	<0.25	<0.25	<0.25	<0.25	<0.25	<0.25	<0.25	<0.25	<0.25	<0.25	<0.25	<0.25
TETRACHLOROETHENE	UG/G-DRY	98690	H9	<0.25	<0.25	<0.25	<0.25	<0.25	<0.25	<0.25	<0.25	<0.25	<0.25	<0.25	<0.25	<0.25	<0.25	<0.25
TOLUENE	UG/G-DRY	98691	H9	<0.25	<0.25	<0.25	<0.25	<0.25	<0.25	<0.25	<0.25	<0.25	<0.25	<0.25	<0.25	<0.25	<0.25	<0.25
1,1,1-TRICHLOROETHANE	UG/G-DRY	98692	H9	<0.25	<0.25	<0.25	<0.25	<0.25	<0.25	<0.25	<0.25	<0.25	<0.25	<0.25	<0.25	<0.25	<0.25	<0.25
1,1,2-TRICHLOROETHANE	UG/G-DRY	98693	H9	<0.25	<0.25	<0.25	<0.25	<0.25	<0.25	<0.25	<0.25	<0.25	<0.25	<0.25	<0.25	<0.25	<0.25	<0.25
TRICHLOROETHENE	UG/G-DRY	98694	H9	<0.25	<0.25	<0.25	<0.25	<0.25	<0.25	<0.25	<0.25	<0.25	<0.25	<0.25	<0.25	<0.25	<0.25	<0.25
M-XYLENE	UG/G-DRY	98695	H9	<0.25	<0.25	<0.25	<0.25	<0.25	<0.25	<0.25	<0.25	<0.25	<0.25	<0.25	<0.25	<0.25	<0.25	<0.25
MIEK	UG/G-DRY	98696	H9	<0.50	<0.50	<0.50	<0.50	<0.50	<0.50	<0.50	<0.50	<0.50	<0.50	<0.50	<0.50	<0.50	<0.50	<0.50
DMDS	UG/G-DRY	98697	H9	<0.25	<0.25	<0.25	<0.25	<0.25	<0.25	<0.25	<0.25	<0.25	<0.25	<0.25	<0.25	<0.25	<0.25	<0.25
BENZENE	UG/G-DRY	98699	H9	<0.25	<0.25	<0.25	<0.25	<0.25	<0.25	<0.25	<0.25	<0.25	<0.25	<0.25	<0.25	<0.25	<0.25	<0.25

ENVIRONMENTAL SCIENCE & ENGINEERING 06/24/88

PROJECT NAME RMA TASK 47/1
 PROJECT NUMBER 88425 0000
 PROJECT MANAGER BILL FRASER
 FIELD GROUP 36-7-47
 ALL
 LAB COORDINATOR JOE VONDRICA

SAMPLE ID/#

PARAMETERS	UNITS	STORET #	METHOD	3689A	3689B	3690A	3690B	3691A	3691B	3692A	3692B	3693A	3693B	3694A	3694B	3695A
UNKN600	UG/G															
UNKN609	UG/G															
UNKN618	UG/G		0.8													
UNKN619	UG/G															
UNKN626	UG/G															
UNKN631	UG/G															
UNKN633	UG/G		0.9													
UNKN160	UG/G															
UNKN615	UG/G															
UNKN543	UG/G															
UNKN559	UG/G															
UNKN573	UG/G															
UNKN576	UG/G															
UNKN578	UG/G															
UNKN622	UG/G															
UNKN624	UG/G		1.0													
UNKN628	UG/G															
UNKN632	UG/G															
UNKN634	UG/G															
UNKN636	UG/G															
UNKN640	UG/G															
UNKN644	UG/G															
UNKN649	UG/G															
UNKN655	UG/G															

ENVIRONMENTAL SCIENCE & ENGINEERING 06/24/88
 PROJECT NUMBER 88425 0000 RMA TASK 47/1
 FIELD GROUP 36-7-47 PROJECT MANAGER BILL FRASER
 ALL LAB COORDINATOR JOE VONDRICK

SAMPLE ID/#

PARAMETERS	UNITS	STOPET #	METHOD	36890RAB	3689A	3689B	3690CRAB	3690A	3690B	3691A	3691B	3692A	3692B	3693A	3693B	3694A	3694B	3695A
UNK577	UG/G	36-7-47	21	36-7-47	36-7-47	36-7-47	36-7-47	36-7-47	36-7-47	36-7-47	36-7-47	36-7-47	36-7-47	36-7-47	36-7-47	36-7-47	36-7-47	36-7-47
UNK594	UG/G	36-7-47	22	36-7-47	36-7-47	36-7-47	36-7-47	36-7-47	36-7-47	36-7-47	36-7-47	36-7-47	36-7-47	36-7-47	36-7-47	36-7-47	36-7-47	36-7-47
UNK629	UG/G	36-7-47	23	36-7-47	36-7-47	36-7-47	36-7-47	36-7-47	36-7-47	36-7-47	36-7-47	36-7-47	36-7-47	36-7-47	36-7-47	36-7-47	36-7-47	36-7-47
UNK650	UG/G	36-7-47	24	36-7-47	36-7-47	36-7-47	36-7-47	36-7-47	36-7-47	36-7-47	36-7-47	36-7-47	36-7-47	36-7-47	36-7-47	36-7-47	36-7-47	36-7-47
UNK637	UG/G	36-7-47	25	36-7-47	36-7-47	36-7-47	36-7-47	36-7-47	36-7-47	36-7-47	36-7-47	36-7-47	36-7-47	36-7-47	36-7-47	36-7-47	36-7-47	36-7-47
UNK555	UG/G	36-7-47	26	36-7-47	36-7-47	36-7-47	36-7-47	36-7-47	36-7-47	36-7-47	36-7-47	36-7-47	36-7-47	36-7-47	36-7-47	36-7-47	36-7-47	36-7-47
UNK556	UG/G	36-7-47	27	36-7-47	36-7-47	36-7-47	36-7-47	36-7-47	36-7-47	36-7-47	36-7-47	36-7-47	36-7-47	36-7-47	36-7-47	36-7-47	36-7-47	36-7-47
UNK582	UG/G	36-7-47	28	36-7-47	36-7-47	36-7-47	36-7-47	36-7-47	36-7-47	36-7-47	36-7-47	36-7-47	36-7-47	36-7-47	36-7-47	36-7-47	36-7-47	36-7-47
UNK617	UG/G	36-7-47	29	36-7-47	36-7-47	36-7-47	36-7-47	36-7-47	36-7-47	36-7-47	36-7-47	36-7-47	36-7-47	36-7-47	36-7-47	36-7-47	36-7-47	36-7-47
UNK161	UG/G	36-7-47	30	36-7-47	36-7-47	36-7-47	36-7-47	36-7-47	36-7-47	36-7-47	36-7-47	36-7-47	36-7-47	36-7-47	36-7-47	36-7-47	36-7-47	36-7-47
UNK541	UG/G	36-7-47	31	36-7-47	36-7-47	36-7-47	36-7-47	36-7-47	36-7-47	36-7-47	36-7-47	36-7-47	36-7-47	36-7-47	36-7-47	36-7-47	36-7-47	36-7-47
UNK551	UG/G	36-7-47	32	36-7-47	36-7-47	36-7-47	36-7-47	36-7-47	36-7-47	36-7-47	36-7-47	36-7-47	36-7-47	36-7-47	36-7-47	36-7-47	36-7-47	36-7-47
UNK591	UG/G	36-7-47	33	36-7-47	36-7-47	36-7-47	36-7-47	36-7-47	36-7-47	36-7-47	36-7-47	36-7-47	36-7-47	36-7-47	36-7-47	36-7-47	36-7-47	36-7-47
UNK595	UG/G	36-7-47	34	36-7-47	36-7-47	36-7-47	36-7-47	36-7-47	36-7-47	36-7-47	36-7-47	36-7-47	36-7-47	36-7-47	36-7-47	36-7-47	36-7-47	36-7-47
UNK518	UG/G	36-7-47	35	36-7-47	36-7-47	36-7-47	36-7-47	36-7-47	36-7-47	36-7-47	36-7-47	36-7-47	36-7-47	36-7-47	36-7-47	36-7-47	36-7-47	36-7-47
UNK661	UG/G	36-7-47	36	36-7-47	36-7-47	36-7-47	36-7-47	36-7-47	36-7-47	36-7-47	36-7-47	36-7-47	36-7-47	36-7-47	36-7-47	36-7-47	36-7-47	36-7-47
UNK523	UG/G	36-7-47	37	36-7-47	36-7-47	36-7-47	36-7-47	36-7-47	36-7-47	36-7-47	36-7-47	36-7-47	36-7-47	36-7-47	36-7-47	36-7-47	36-7-47	36-7-47
UNK616	UG/G	36-7-47	38	36-7-47	36-7-47	36-7-47	36-7-47	36-7-47	36-7-47	36-7-47	36-7-47	36-7-47	36-7-47	36-7-47	36-7-47	36-7-47	36-7-47	36-7-47
UNK673	UG/G	36-7-47	39	36-7-47	36-7-47	36-7-47	36-7-47	36-7-47	36-7-47	36-7-47	36-7-47	36-7-47	36-7-47	36-7-47	36-7-47	36-7-47	36-7-47	36-7-47
UNK550	UG/G	36-7-47	40	36-7-47	36-7-47	36-7-47	36-7-47	36-7-47	36-7-47	36-7-47	36-7-47	36-7-47	36-7-47	36-7-47	36-7-47	36-7-47	36-7-47	36-7-47
UNK572	UG/G	36-7-47	41	36-7-47	36-7-47	36-7-47	36-7-47	36-7-47	36-7-47	36-7-47	36-7-47	36-7-47	36-7-47	36-7-47	36-7-47	36-7-47	36-7-47	36-7-47
UNK627	UG/G	36-7-47	42	36-7-47	36-7-47	36-7-47	36-7-47	36-7-47	36-7-47	36-7-47	36-7-47	36-7-47	36-7-47	36-7-47	36-7-47	36-7-47	36-7-47	36-7-47
UNK526	UG/G	36-7-47	43	36-7-47	36-7-47	36-7-47	36-7-47	36-7-47	36-7-47	36-7-47	36-7-47	36-7-47	36-7-47	36-7-47	36-7-47	36-7-47	36-7-47	36-7-47
UNK614	UG/G	36-7-47	44	36-7-47	36-7-47	36-7-47	36-7-47	36-7-47	36-7-47	36-7-47	36-7-47	36-7-47	36-7-47	36-7-47	36-7-47	36-7-47	36-7-47	36-7-47

ENVIRONMENTAL SCIENCE & ENGINEERING 06/24/88
 PROJECT NUMBER 88425 0000 PROJECT NAME PMA TASK 47/1
 FIELD GROUP 36-7-47 PROJECT MANAGER BILL FRASER
 ALL LAB COORDINATOR JOE VONDRICK

PARAMETERS	UNITS	STORET #	METHOD	3689A	3689B	3690GRAB	3690A	3690B	3691A	3691B	3692A	3692B	3693A	3693B	3694A	3694B	3695A
		3689GRAB		3689A	3689B	3690GRAB	3690A	3690B	3691A	3691B	3692A	3692B	3693A	3693B	3694A	3694B	3695A
		36-7-47		36-7-47	36-7-47	36-7-47	36-7-47	36-7-47	36-7-47	36-7-47	36-7-47	36-7-47	36-7-47	36-7-47	36-7-47	36-7-47	36-7-47
		21		22	23	25	26	27	29	30	33	34	37	38	41	42	45
DATE		02/03/88		03/16/88	03/16/88	02/03/88	03/16/88	03/16/88	03/15/88	03/15/88	03/10/88	03/10/88	03/10/88	03/10/88	03/16/88	03/16/88	03/15/88
TIME		10:16		10:43	10:55	11:22	11:46	11:55	10:57	11:07	11:20	11:27	11:53	12:03	13:07	13:17	11:37

UNKN635 UC/G 90635 Q9

PARAMETERS	UNITS	STORET #	DATE TIME	3695B	3696A	3696B	3697A	3697B	3698A	3698B	3699A	3699B	3700A	3701A	3702A	3703A	3704A	3705A
		METHOD		36-7-47	36-7-47	36-7-47	36-7-47	36-7-47	36-7-47	36-7-47	36-7-47	36-7-47	36-7-47	36-7-47	36-7-47	36-7-47	36-7-47	36-7-47
				46	49	50	53	54	57	58	61	62	65	67	69	71	73	75
				11:45	08:40	08:52	12:53	13:00	12:30	12:40	12:15	12:23	09:14	09:24	09:34	09:46	09:54	10:02
				03/15/88	03/14/88	03/14/88	03/15/88	03/15/88	03/16/88	03/16/88	03/15/88	03/15/88	03/09/88	03/09/88	03/09/88	03/09/88	03/09/88	03/09/88
				SO	SO	SO	SO	SO	SO	SO	SO	SO	SO	SO	SO	SO	SO	SO
				BORE	BORE	BORE	BORE	BORE	BORE	BORE	BORE	BORE	BORE	BORE	BORE	BORE	BORE	BORE
				4	0	4	0	4	0	4	0	4	0	0	0	0	0	0
				S	S	S	S	S	S	S	S	S	S	S	S	S	S	S
				RK	RK	RK	RK	RK	RK	RK	RK	RK	RK	RK	RK	RK	RK	RK
				6.3	12.0	5.7	13.4	5.3	11.3	5.0	12.3	5.4	8.3	9.4	13.3	10.9	11.1	11.0
				<0.921	<0.921	<0.921	<0.921	<0.921	<0.921	<0.921	<0.921	<0.921	<0.921	<0.921	<0.921	<0.921	<0.921	<0.921
				14.5	7.16	11.9	9.27	7.16	9.50	7.16	10.6	8.83	8.83	7.16	11.1	11.8	15.5	10.3
				14.6	10.0	8.38	8.77	6.81	7.38	8.86	7.74	10.1	9.77	8.41	11.9	13.3	8.70	11.1
				<16.8	<16.8	<16.8	<16.8	<16.8	<16.8	<16.8	<16.8	<16.8	<16.8	<16.8	<16.8	<16.8	<16.8	<16.8
				56.1	39.0	36.3	45.1	32.5	33.5	39.2	35.3	43.8	36.9	28.3	48.9	45.9	33.4	51.6
				<4.70	<4.70	<4.70	<4.70	<4.70	<4.70	<4.70	<4.70	<4.70	<4.70	<4.70	<4.70	<4.70	<4.70	<4.70
				2.08	<0.050	0.061	<0.050	<0.050	<0.050	<0.050	<0.050	<0.050	0.054	0.119	0.320	0.065	<0.050	<0.050
				<0.94	<0.94	<0.94	<0.94	<0.94	<0.94	<0.94	<0.94	<0.94	<0.94	<0.94	<0.94	<0.94	<0.94	<0.94
				<0.73	<0.73	<0.73	<0.73	<0.73	<0.73	<0.73	<0.73	<0.73	<0.73	<0.73	<0.73	<0.73	<0.73	<0.73
				<1.5	<1.5	<1.5	<1.5	<1.5	<1.5	<1.5	<1.5	<1.5	<1.5	<1.5	<1.5	<1.5	<1.5	<1.5
				<0.25	<0.25	<0.25	<0.25	<0.25	<0.25	<0.25	<0.25	<0.25	<0.25	<0.25	<0.25	<0.25	<0.25	<0.25
				<0.35	<0.35	<0.35	<0.35	<0.35	<0.35	<0.35	<0.35	<0.35	<0.35	<0.35	<0.35	<0.35	<0.35	<0.35
				<0.29	<0.29	<0.29	<0.29	<0.29	<0.29	<0.29	<0.29	<0.29	<0.29	<0.29	<0.29	<0.29	<0.29	<0.29
				<0.33	<0.33	<0.33	<0.33	<0.33	<0.33	<0.33	<0.33	<0.33	<0.33	<0.33	<0.33	<0.33	<0.33	<0.33
				<0.26	<0.26	<0.26	<0.26	<0.26	<0.26	<0.26	<0.26	<0.26	<0.26	<0.26	<0.26	<0.26	<0.26	<0.26
				<0.29	<0.29	<0.29	<0.29	<0.29	<0.29	<0.29	<0.29	<0.29	<0.29	<0.29	<0.29	<0.29	<0.29	<0.29
				<0.37	<0.37	<0.37	<0.37	<0.37	<0.37	<0.37	<0.37	<0.37	<0.37	<0.37	<0.37	<0.37	<0.37	<0.37
				<0.25	<0.25	<0.25	<0.25	<0.25	<0.25	<0.25	<0.25	<0.25	<0.25	<0.25	<0.25	<0.25	<0.25	<0.25

PARAMETERS	UNITS	STORET #	DATE	TIME	3695B	3696A	3696B	3697A	3697B	3698A	3698B	3699A	3699B	3700A	3701A	3702A	3703A	3704A	3705A
		METHOD			45	49	50	53	54	57	58	61	62	65	67	69	71	73	75
			03/15/88	11:45	<0.50	<0.50	<0.50	<0.50	<0.50	<0.50	<0.50	<0.50	<0.50	<0.50	<0.50	<0.50	<0.50	<0.50	<0.50
DIMP	UG/G-DRY	98645	03/14/88	08:40	<0.50	<0.50	<0.50	<0.50	<0.50	<0.50	<0.50	<0.50	<0.50	<0.50	<0.50	<0.50	<0.50	<0.50	<0.50
1,4 DITHIANE	UG/G-DRY	98650	03/15/88	12:53	<0.25	<0.25	<0.25	<0.25	<0.25	<0.25	<0.25	<0.25	<0.25	<0.25	<0.25	<0.25	<0.25	<0.25	<0.25
DHMP	UG/G-DRY	98657	03/15/88	08:52	<1.5	<1.5	<1.5	<1.5	<1.5	<1.5	<1.5	<1.5	<1.5	<1.5	<1.5	<1.5	<1.5	<1.5	<1.5
ENDRIN	UG/G-DRY	98369	03/14/88	08:40	<0.70	<0.70	<0.70	<0.70	<0.70	<0.70	<0.70	<0.70	<0.70	<0.70	<0.70	<0.70	<0.70	<0.70	<0.70
HEXACHLOROCYCLOPENTADIENE	UG/G-DRY	98647	03/15/88	12:53	<1.1	<1.1	<1.1	<1.1	<1.1	<1.1	<1.1	<1.1	<1.1	<1.1	<1.1	<1.1	<1.1	<1.1	<1.1
ADIANE	UG/G-DRY	98649	03/15/88	12:53	<0.33	<0.33	<0.33	<0.33	<0.33	<0.33	<0.33	<0.33	<0.33	<0.33	<0.33	<0.33	<0.33	<0.33	<0.33
ISODRIN	UG/G-DRY	98649	03/15/88	12:53	<0.33	<0.33	<0.33	<0.33	<0.33	<0.33	<0.33	<0.33	<0.33	<0.33	<0.33	<0.33	<0.33	<0.33	<0.33
MALATHION	UG/G-DRY	98648	03/15/88	12:53	<0.59	<0.59	<0.59	<0.59	<0.59	<0.59	<0.59	<0.59	<0.59	<0.59	<0.59	<0.59	<0.59	<0.59	<0.59
1,4 OXATHIANE	UG/G-DRY	98644	03/15/88	12:53	<0.26	<0.26	<0.26	<0.26	<0.26	<0.26	<0.26	<0.26	<0.26	<0.26	<0.26	<0.26	<0.26	<0.26	<0.26
ETYPARATHION	UG/G-DRY	98658	03/15/88	12:53	<0.63	<0.63	<0.63	<0.63	<0.63	<0.63	<0.63	<0.63	<0.63	<0.63	<0.63	<0.63	<0.63	<0.63	<0.63
SUPONA	UG/G-DRY	98656	03/15/88	12:53	<0.49	<0.49	<0.49	<0.49	<0.49	<0.49	<0.49	<0.49	<0.49	<0.49	<0.49	<0.49	<0.49	<0.49	<0.49
VAPONA	UG/G-DRY	98646	03/15/88	12:53	<0.25	<0.25	<0.25	<0.25	<0.25	<0.25	<0.25	<0.25	<0.25	<0.25	<0.25	<0.25	<0.25	<0.25	<0.25
DICYCLOPENTADIENE	UG/G-DRY	98651	03/15/88	12:53	<0.25	<0.25	<0.25	<0.25	<0.25	<0.25	<0.25	<0.25	<0.25	<0.25	<0.25	<0.25	<0.25	<0.25	<0.25
TRANS-1,2-DICHLOROETHENE	UG/G-DRY	98687	03/15/88	12:53	<0.59	<0.59	<0.59	<0.59	<0.59	<0.59	<0.59	<0.59	<0.59	<0.59	<0.59	<0.59	<0.59	<0.59	<0.59
ETHYLBENZENE	UG/G-DRY	98688	03/15/88	12:53	<0.59	<0.59	<0.59	<0.59	<0.59	<0.59	<0.59	<0.59	<0.59	<0.59	<0.59	<0.59	<0.59	<0.59	<0.59
METHYLENE CHLORIDE	UG/G-DRY	98689	03/15/88	12:53	<0.26	<0.26	<0.26	<0.26	<0.26	<0.26	<0.26	<0.26	<0.26	<0.26	<0.26	<0.26	<0.26	<0.26	<0.26
TETRACHLOROETHENE	UG/G-DRY	98690	03/15/88	12:53	<0.63	<0.63	<0.63	<0.63	<0.63	<0.63	<0.63	<0.63	<0.63	<0.63	<0.63	<0.63	<0.63	<0.63	<0.63
TOLUENE	UG/G-DRY	98691	03/15/88	12:53	<0.49	<0.49	<0.49	<0.49	<0.49	<0.49	<0.49	<0.49	<0.49	<0.49	<0.49	<0.49	<0.49	<0.49	<0.49
1,1,1-TRICHLOROETHANE	UG/G-DRY	98692	03/15/88	12:53	<0.25	<0.25	<0.25	<0.25	<0.25	<0.25	<0.25	<0.25	<0.25	<0.25	<0.25	<0.25	<0.25	<0.25	<0.25
1,1,2-TRICHLOROETHANE	UG/G-DRY	98693	03/15/88	12:53	<0.49	<0.49	<0.49	<0.49	<0.49	<0.49	<0.49	<0.49	<0.49	<0.49	<0.49	<0.49	<0.49	<0.49	<0.49
TRICHLOROETHENE	UG/G-DRY	98694	03/15/88	12:53	<0.49	<0.49	<0.49	<0.49	<0.49	<0.49	<0.49	<0.49	<0.49	<0.49	<0.49	<0.49	<0.49	<0.49	<0.49
M-XYLENE	UG/G-DRY	98695	03/15/88	12:53	<0.25	<0.25	<0.25	<0.25	<0.25	<0.25	<0.25	<0.25	<0.25	<0.25	<0.25	<0.25	<0.25	<0.25	<0.25
HIBA	UG/G-DRY	98696	03/15/88	12:53	<0.25	<0.25	<0.25	<0.25	<0.25	<0.25	<0.25	<0.25	<0.25	<0.25	<0.25	<0.25	<0.25	<0.25	<0.25
DMS	UG/G-DRY	98697	03/15/88	12:53	<0.49	<0.49	<0.49	<0.49	<0.49	<0.49	<0.49	<0.49	<0.49	<0.49	<0.49	<0.49	<0.49	<0.49	<0.49
BENZENE	UG/G-DRY	98699	03/15/88	12:53	<0.25	<0.25	<0.25	<0.25	<0.25	<0.25	<0.25	<0.25	<0.25	<0.25	<0.25	<0.25	<0.25	<0.25	<0.25

ENVIRONMENTAL SCIENCE & ENGINEERING 06/24/88
 PROJECT NUMBER 88425 0000 RMA TASK 47/1
 FIELD GROUP 36-7-47 PROJECT MANAGER BILL FRASER
 ALL LAB COORDINATOR JOE VONDRICK

PARAMETERS	UNITS	STORET #	DATE	TIME	METHOD	3695B	3696A	3696B	3697A	3697B	3698A	3698B	3699A	3699B	3700A	3701A	3702A	3703A	3704A	3705A
O-AND/OR P-XYLENE	UG/G-DRY	98700	03/15/88	03/14/88	03/15/88	03/15/88	03/15/88	03/15/88	03/15/88	03/15/88	03/16/88	03/16/88	03/15/88	03/15/88	03/09/88	03/09/88	03/09/88	03/09/88	03/09/88	03/09/88
		W9	11:45	08:40	08:52	08:40	08:40	08:52	12:53	13:00	12:30	12:40	12:15	12:23	09:14	09:24	09:34	09:46	09:54	10:02
CARBON TETRACHLORIDE	UG/G-DRY	98680																		
		W9																		
CHLOROBENZENE	UG/G-DRY	98681																		
		W9																		
CHLOROFORM	UG/G-DRY	98682																		
		W9																		
1,1-DICHLOROETHANE	UG/G-DRY	98683																		
		W9																		
1,2-DICHLOROETHANE	UG/G-DRY	98684																		
		W9																		
BICYCLOHEPTADIENE	UG/G-DRY	98686																		
		W9																		
DBCP (NEMAGON)	UG/G-DRY	98652																		
		W9																		
THIODIOLYCOL	UG/G	99798																		
		MH9																		
CHLOROACETIC ACID	UG/G	97285																		
		MH9																		
MPA	UG/G	97382																		
		AAA9																		
FLUOROACETIC ACID	UG/G	97381																		
		AAA9																		
UNK587	UG/G	97383																		
		AAA9																		
UNK588	UG/G	90587																		
		O9																		
UNK593	UG/G	90588																		
		O9																		
UNK602	UG/G	90593																		
		O9																		
UNK524	UG/G	90602																		
		O9																		
UNK549	UG/G	90524																		
		O9																		
UNK554	UG/G	90549																		
		O9																		
UNK558	UG/G	90554																		
		O9																		
UNK566	UG/G	90558																		
		O9																		
UNK586	UG/G	90566																		
		O9																		
UNK598	UG/G	90586																		
		O9																		
		9																		
		8																		
		0.8																		
		1																		
		0.9																		

ENVIRONMENTAL SCIENCE & ENGINEERING 06/24/88
 PROJECT NUMBER: 88425-01000 PHA TASK: 47/1
 FIELD GROUP: 36-7-47 PROJECT MANAGER: BILL FRASER
 ALL LAB COORDINATOR: JOE VONDRICK

SAMPLE ID/#

PARAMETERS	UNITS	STORET #	3695E	3696A	3696B	3697A	3697B	3698A	3698B	3699A	3699B	3700A	3701A	3702A	3703A	3704A	3705A
DATE			03/15/88	03/14/88	03/14/88	03/15/88	03/15/88	03/16/88	03/16/88	03/15/88	03/15/88	03/09/88	03/09/88	03/09/88	03/09/88	03/09/88	03/09/88
TIME			11:45	08:40	08:52	12:53	13:00	12:30	12:40	12:15	12:23	09:14	09:24	09:34	09:46	09:54	10:02
UNK600	UG/G																
UNK609	UG/G																
UNK618	UG/G																
UNK619	UG/G			0.9													
UNK626	UG/G																
UNK631	UG/G																
UNK633	UG/G			0.8													
UNK160	UG/G																
UNK615	UG/G																
UNK543	UG/G																
UNK559	UG/G																
UNK573	UG/G																
UNK576	UG/G																
UNK578	UG/G																
UNK622	UG/G																
UNK624	UG/G																
UNK628	UG/G			0.9													
UNK632	UG/G																
UNK634	UG/G																
UNK636	UG/G																
UNK640	UG/G																
UNK644	UG/G																
UNK649	UG/G																
UNK655	UG/G																

ENVIRONMENTAL SCIENCE & ENGINEERING 06/24/88

PROJECT NUMBER: 88425 0000 PMA TASK 47/1
 FIELD GROUP 36-7-47 PROJECT MANAGER BILL FRASER
 ALL LAB COORDINATOR JOE VONDRICK

PARAMETERS	UNITS	STORET #	METHOD	DATE	TIME	36958	3696A	3696B	3697A	3697B	3698A	3698B	3699A	3699B	3700A	3701A	3702A	3703A	3704A	3705A
UNK577	UG/G	90577		03/15/88	11:45	46	49	50	53	54	57	58	61	62	65	67	69	71	73	75
UNK594	UG/G	90594		03/14/88	08:40	46	49	50	53	54	57	58	61	62	65	67	69	71	73	75
UNK629	UG/G	90629		03/15/88	08:52	46	49	50	53	54	57	58	61	62	65	67	69	71	73	75
UNK630	UG/G	90630		03/15/88	12:53	46	49	50	53	54	57	58	61	62	65	67	69	71	73	75
UNK637	UG/G	90637		03/15/88	12:53	46	49	50	53	54	57	58	61	62	65	67	69	71	73	75
UNK555	UG/G	90555		03/15/88	12:53	46	49	50	53	54	57	58	61	62	65	67	69	71	73	75
UNK556	UG/G	90556		03/15/88	12:53	46	49	50	53	54	57	58	61	62	65	67	69	71	73	75
UNK582	UG/G	90582		03/15/88	12:53	46	49	50	53	54	57	58	61	62	65	67	69	71	73	75
UNK617	UG/G	90617		03/15/88	12:53	46	49	50	53	54	57	58	61	62	65	67	69	71	73	75
UNK161	UG/G	90161		03/15/88	12:53	46	49	50	53	54	57	58	61	62	65	67	69	71	73	75
UNK541	UG/G	90541		03/15/88	12:53	46	49	50	53	54	57	58	61	62	65	67	69	71	73	75
UNK551	UG/G	90551		03/15/88	12:53	46	49	50	53	54	57	58	61	62	65	67	69	71	73	75
UNK591	UG/G	90591		03/15/88	12:53	46	49	50	53	54	57	58	61	62	65	67	69	71	73	75
UNK595	UG/G	90595		03/15/88	12:53	46	49	50	53	54	57	58	61	62	65	67	69	71	73	75
UNK518	UG/G	90518		03/15/88	12:53	46	49	50	53	54	57	58	61	62	65	67	69	71	73	75
UNK661	UG/G	90661		03/15/88	12:53	46	49	50	53	54	57	58	61	62	65	67	69	71	73	75
UNK523	UG/G	90523		03/15/88	12:53	46	49	50	53	54	57	58	61	62	65	67	69	71	73	75
UNK616	UG/G	90616		03/15/88	12:53	46	49	50	53	54	57	58	61	62	65	67	69	71	73	75
UNK673	UG/G	90673		03/15/88	12:53	46	49	50	53	54	57	58	61	62	65	67	69	71	73	75
UNK550	UG/G	90550		03/15/88	12:53	46	49	50	53	54	57	58	61	62	65	67	69	71	73	75
UNK572	UG/G	90572		03/15/88	12:53	46	49	50	53	54	57	58	61	62	65	67	69	71	73	75
UNK627	UG/G	90627		03/15/88	12:53	46	49	50	53	54	57	58	61	62	65	67	69	71	73	75
UNK526	UG/G	90526		03/15/88	12:53	46	49	50	53	54	57	58	61	62	65	67	69	71	73	75
UNK614	UG/G	90614		03/15/88	12:53	46	49	50	53	54	57	58	61	62	65	67	69	71	73	75

0.9
3
5

0.9

10 10

ENVIRONMENTAL SCIENCE & ENGINEERING 06/24/88
 PROJECT NUMBER 88425 0000 RMA TASK 47/1
 FIELD GROUP 36-7-47 PROJECT MANAGER BILL FRASER
 ALL LAB COORDINATOR JOE VONDRICK

PARAMETERS	UNITS	STORET #	METHOD	DATE	TIME	3695B	3696A	3696B	3697A	3697B	3698A	3698B	3699A	3699B	3700A	3701A	3702A	3703A	3704A	3705A
		46		03/15/88	11:45	46	49	50	53	54	57	58	61	62	65	67	69	71	73	75
				03/14/88	08:40															
				03/15/88	12:53															
				03/15/88	13:00															
				03/16/88	12:40															
				03/15/88	12:15															
				03/15/88	12:23															
				03/09/88	09:34															
				03/09/88	09:54															

UNKG35 UG/G 0.8

90635 Q9

2

PROJECT NUMBER 88425 0000 PROJECT NAME RMA TASK 47/1
 FIELD GROUP 36-7-47 PROJECT MANAGER BILL FRASER
 ALL LAB COORDINATOR JOE VONDRICK

SAMPLE ID/#

PARAMETERS	UNITS	STOPE#	3706A	3707A	3707B	3707C	3706A	3708B	3708C	3709A	3709B	3709C	3710A	3710B	3711A	3711B	3712A
DATE			03/09/88	03/10/88	03/10/88	03/10/88	03/10/88	03/10/88	03/10/88	03/10/88	03/10/88	03/10/88	03/14/88	03/14/88	03/14/88	03/14/88	03/14/88
TIME			10:10	08:21	08:33	08:46	09:20	09:29	09:46	10:20	10:30	10:47	13:18	13:22	12:49	12:54	13:43
SAMPLE TYPE		71999	SO	SO	SO	SO	SO	SO	SO	SO	SO	SO	SO	SO	SO	SO	SO
SITE TYPE 1		0	BORE	BORE	BORE	BORE	BORE	BORE	BORE	BORE	BORE	BORE	BORE	BORE	BORE	BORE	BORE
SAMPLE DEPTH	FT	0	0	4	9	9	0	4	9	0	4	9	0	2	0	2	0
SAMPLING TECHNIQUE		0	S	S	S	S	S	S	S	S	S	S	S	S	S	S	S
INSTALLATION CODE		0	RK	RK	RK	RK	RK	RK	RK	RK	RK	RK	RK	RK	RK	RK	RK
MOISTURE	%MET WT	0	11.7	8.7	8.6	8.1	10.6	6.7	9.5	12.2	8.2	12.2	8.3	3.0	10.4	5.8	11.5
CADMIUM	UG/G- DRY	1028	<0.921	<0.921	<0.921	<0.921	<0.921	<0.921	<0.921	<0.921	<0.921	<0.921	<0.921	<0.921	<0.921	<0.921	<0.921
CHROMIUM	UG/G- DRY	R9	12.1	7.16	10.6	9.30	7.16	9.08	16.0	11.5	14.9	11.3	7.16	7.16	11.0	10.3	7.16
COPPER	UG/G- DRY	R9	9.26	6.97	9.35	10.7	11.2	9.76	12.3	14.3	13.7	13.1	8.77	6.54	9.06	7.80	7.52
LEAD	UG/G- DRY	R9	<16.8	<16.8	<16.8	<16.8	<16.8	<16.8	<16.8	<16.8	<16.8	<16.8	<16.8	<16.8	<16.8	<16.8	<16.8
ZINC	UG/G- DRY	R9	38.7	25.3	34.9	34.1	38.5	34.7	38.6	53.8	51.3	37.4	34.3	27.8	36.7	32.2	34.3
ARSENIC	UG/G- DRY	T9	6.15	4.70	4.70	4.70	4.70	4.70	4.70	4.70	4.70	5.97					
MERCURY	UG/G- DRY	V9	<0.050	<0.050	<0.050	<0.050	<0.050	<0.050	<0.050	<0.050	<0.050	<0.050	<0.050	<0.050	<0.050	<0.050	<0.050
ALDRIN	UG/G- DRY	Q9	<0.94	<0.94	<0.94	<0.94	<0.94	<0.94	<0.94	<0.94	<0.94	<0.94	<0.94	<0.94	<0.94	<0.94	<0.94
ATRAZINE	UG/G- DRY	Q9	<0.73	<0.73	<0.73	<0.73	<0.73	<0.73	<0.73	<0.73	<0.73	<0.73	<0.73	<0.73	<0.73	<0.73	<0.73
CHLORDANE	UG/G- DRY	Q9	<1.5	<1.5	<1.5	<1.5	<1.5	<1.5	<1.5	<1.5	<1.5	<1.5	<1.5	<1.5	<1.5	<1.5	<1.5
P-CLPHENYLMETHY-	UG/G- DRY	Q9	<0.25	<0.25	<0.25	<0.25	<0.25	<0.25	<0.25	<0.25	<0.25	<0.25	<0.25	<0.25	<0.25	<0.25	<0.25
SULFIDE	UG/G- DRY	Q9	<0.35	<0.35	<0.35	<0.35	<0.35	<0.35	<0.35	<0.35	<0.35	<0.35	<0.35	<0.35	<0.35	<0.35	<0.35
P-CLPHENYLMETHY-	UG/G- DRY	Q9	<0.29	<0.29	<0.29	<0.29	<0.29	<0.29	<0.29	<0.29	<0.29	<0.29	<0.29	<0.29	<0.29	<0.29	<0.29
SULFOXIDE	UG/G- DRY	Q9	<0.33	<0.33	<0.33	<0.33	<0.33	<0.33	<0.33	<0.33	<0.33	<0.33	<0.33	<0.33	<0.33	<0.33	<0.33
SULFONE	UG/G- DRY	Q9	<0.26	<0.26	<0.26	<0.26	<0.26	<0.26	<0.26	<0.26	<0.26	<0.26	<0.26	<0.26	<0.26	<0.26	<0.26
DBCP (NEMAGON)	UG/G- DRY	Q9	<0.29	<0.29	<0.29	<0.29	<0.29	<0.29	<0.29	<0.29	<0.29	<0.29	<0.29	<0.29	<0.29	<0.29	<0.29
DICYCLOPENTADIENE	UG/G- DRY	Q9	<0.37	<0.37	<0.37	<0.37	<0.37	<0.37	<0.37	<0.37	<0.37	<0.37	<0.37	<0.37	<0.37	<0.37	<0.37
DDE, PP'	UG/G- DRY	Q9	<0.25	<0.25	<0.25	<0.25	<0.25	<0.25	<0.25	<0.25	<0.25	<0.25	<0.25	<0.25	<0.25	<0.25	<0.25
DDT, PP'	UG/G- DRY	Q9	<0.51	<0.51	<0.51	<0.51	<0.51	<0.51	<0.51	<0.51	<0.51	<0.51	<0.51	<0.51	<0.51	<0.51	<0.51
DIELDRIN	UG/G- DRY	Q9	<0.25	<0.25	<0.25	<0.25	<0.25	<0.25	<0.25	<0.25	<0.25	<0.25	<0.25	<0.25	<0.25	<0.25	<0.25

ENVIRONMENTAL SCIENCE & ENGINEERING 06/24/88
 PROJECT NUMBER 88425 0000 RMA TASK 47/1
 FIELD GROUP 36-7-47 PROJECT MANAGER BILL FRASER
 ALL LAB COORDINATOR JOE VONDRICK

PARAMETERS	UNITS	STOPET #	3706A	3707A	3707B	3707C	3708A	3708B	3708C	3709A	3709B	3709C	3710A	3710B	3710C	3711A	3711B	3712A
METHOD																		
DIMP	UG/G-DRY	98645	<0.50	<0.50	<0.50	<0.50	<0.50	<0.50	<0.50	<0.50	<0.50	<0.50	<0.50	<0.50	<0.50	<0.50	<0.50	<0.50
1,4 DITHIANE	UG/G-DRY	98650	<0.25	<0.25	<0.25	<0.25	<0.25	<0.25	<0.25	<0.25	<0.25	<0.25	<0.25	<0.25	<0.25	<0.25	<0.25	<0.25
DHMP	UG/G-DRY	98657	<1.5	<1.5	<1.5	<1.5	<1.5	<1.5	<1.5	<1.5	<1.5	<1.5	<1.5	<1.5	<1.5	<1.5	<1.5	<1.5
ENDRIN	UG/G-DRY	98369	<0.70	<0.70	<0.70	<0.70	<0.70	<0.70	<0.70	<0.70	<0.70	<0.70	<0.70	<0.70	<0.70	<0.70	<0.70	<0.70
HEXACHLOROCYCLOPENTADIENE	UG/G-DRY	98647	<1.1	<1.1	<1.1	<1.1	<1.1	<1.1	<1.1	<1.1	<1.1	<1.1	<1.1	<1.1	<1.1	<1.1	<1.1	<1.1
ISODRIN	UG/G-DRY	98649	<0.33	<0.33	<0.33	<0.33	<0.33	<0.33	<0.33	<0.33	<0.33	<0.33	<0.33	<0.33	<0.33	<0.33	<0.33	<0.33
MALATHION	UG/G-DRY	98648	<0.59	<0.59	<0.59	<0.59	<0.59	<0.59	<0.59	<0.59	<0.59	<0.59	<0.59	<0.59	<0.59	<0.59	<0.59	<0.59
1,4 OXATHIANE	UG/G-DRY	98644	<0.26	<0.26	<0.26	<0.26	<0.26	<0.26	<0.26	<0.26	<0.26	<0.26	<0.26	<0.26	<0.26	<0.26	<0.26	<0.26
ETP-PARATHION	UG/G-DRY	98658	<0.63	<0.63	<0.63	<0.63	<0.63	<0.63	<0.63	<0.63	<0.63	<0.63	<0.63	<0.63	<0.63	<0.63	<0.63	<0.63
SUPONA	UG/G-DRY	98656	<0.49	<0.49	<0.49	<0.49	<0.49	<0.49	<0.49	<0.49	<0.49	<0.49	<0.49	<0.49	<0.49	<0.49	<0.49	<0.49
VAPONA	UG/G-DRY	98646	<0.25	<0.25	<0.25	<0.25	<0.25	<0.25	<0.25	<0.25	<0.25	<0.25	<0.25	<0.25	<0.25	<0.25	<0.25	<0.25
DICYCLOPENTADIENE	UG/G-DRY	98651	<0.27	<0.27	<0.27	<0.27	<0.27	<0.27	<0.27	<0.27	<0.27	<0.27	<0.27	<0.27	<0.27	<0.27	<0.27	<0.27
TRANS-1,2-DICHLOROETHYLENE	UG/G-DRY	98687	<0.25	<0.25	<0.25	<0.25	<0.25	<0.25	<0.25	<0.25	<0.25	<0.25	<0.25	<0.25	<0.25	<0.25	<0.25	<0.25
ETHYLBENZENE	UG/G-DRY	98688	<0.25	<0.25	<0.25	<0.25	<0.25	<0.25	<0.25	<0.25	<0.25	<0.25	<0.25	<0.25	<0.25	<0.25	<0.25	<0.25
METHYLENE CHLORIDE	UG/G-DRY	98689	<0.25	<0.25	<0.25	<0.25	<0.25	<0.25	<0.25	<0.25	<0.25	<0.25	<0.25	<0.25	<0.25	<0.25	<0.25	<0.25
TETRACHLOROETHENE	UG/G-DRY	98690	<0.25	<0.25	<0.25	<0.25	<0.25	<0.25	<0.25	<0.25	<0.25	<0.25	<0.25	<0.25	<0.25	<0.25	<0.25	<0.25
TOLUENE	UG/G-DRY	98691	<0.25	<0.25	<0.25	<0.25	<0.25	<0.25	<0.25	<0.25	<0.25	<0.25	<0.25	<0.25	<0.25	<0.25	<0.25	<0.25
1,1,1-TRICHLOROETHANE	UG/G-DRY	98692	<0.25	<0.25	<0.25	<0.25	<0.25	<0.25	<0.25	<0.25	<0.25	<0.25	<0.25	<0.25	<0.25	<0.25	<0.25	<0.25
1,1,2-TRICHLOROETHANE	UG/G-DRY	98693	<0.25	<0.25	<0.25	<0.25	<0.25	<0.25	<0.25	<0.25	<0.25	<0.25	<0.25	<0.25	<0.25	<0.25	<0.25	<0.25
TRICHLOROETHENE	UG/G-DRY	98694	<0.25	<0.25	<0.25	<0.25	<0.25	<0.25	<0.25	<0.25	<0.25	<0.25	<0.25	<0.25	<0.25	<0.25	<0.25	<0.25
M-XYLENE	UG/G-DRY	98695	<0.25	<0.25	<0.25	<0.25	<0.25	<0.25	<0.25	<0.25	<0.25	<0.25	<0.25	<0.25	<0.25	<0.25	<0.25	<0.25
MIBK	UG/G-DRY	98696	<0.50	<0.50	<0.50	<0.50	<0.50	<0.50	<0.50	<0.50	<0.50	<0.50	<0.50	<0.50	<0.50	<0.50	<0.50	<0.50
DMSO	UG/G-DRY	98697	<0.25	<0.25	<0.25	<0.25	<0.25	<0.25	<0.25	<0.25	<0.25	<0.25	<0.25	<0.25	<0.25	<0.25	<0.25	<0.25
BENZENE	UG/G-DRY	98699	<0.25	<0.25	<0.25	<0.25	<0.25	<0.25	<0.25	<0.25	<0.25	<0.25	<0.25	<0.25	<0.25	<0.25	<0.25	<0.25

PROJECT NAME RMA TASK 47/1
 PROJECT MANAGER BILL FRASER
 LAB COORDINATOR JOE VONDRICK

PROJECT NUMBER 88425 06000
 FIELD GROUP 36-7-47
 ALL

PARAMETERS	UNITS	STGT #	3706A	3707A	3707B	3707C	3708A	3708B	3708C	3709A	3709B	3709C	3710A	3710B	3711A	3711B	3712A
O-AND/OR P-XYLENE	UG/G-DRY	98700	36-7-47	36-7-47	36-7-47	36-7-47	36-7-47	36-7-47	36-7-47	36-7-47	36-7-47	36-7-47	36-7-47	36-7-47	36-7-47	36-7-47	36-7-47
			77	79	80	81	84	85	86	89	90	91	94	95	97	98	100
			03/09/88	03/10/88	03/10/88	03/10/88	03/10/88	03/10/88	03/10/88	03/10/88	03/10/88	03/10/88	03/14/88	03/14/88	03/14/88	03/14/88	03/14/88
			10:10	08:21	08:33	08:46	09:20	09:29	09:46	10:20	10:30	10:47	13:18	13:22	12:49	12:54	13:43
						<0.50			<0.50			<0.50					
CARBON TETRACHLORIDE	UG/G-DRY	98680				<0.25			<0.25			<0.25					
CHLOROBENZENE	UG/G-DRY	98681				<0.25			<0.25			<0.25					
CHLOROFORM	UG/G-DRY	98682				<0.25			<0.25			<0.25					
1,1-DICHLOROETHANE	UG/G-DRY	98683				<0.25			<0.25			<0.25					
1,2-DICHLOROETHANE	UG/G-DRY	98684				<0.28			<0.28			<0.28					
BICYCLOHEPTADIENE	UG/G-DRY	98686				<0.25			<0.25			<0.25					
DBCP(NEMAGON)	UG/G-DRY	98652				<0.33			<0.33			<0.33					
THIODIGLYCOL	UG/G	99798															
CHLOROACETIC ACID	UG/G	97285															
HPA	UG/G	97382															
FLUROACETIC ACID	UG/G	97381															
UNK587	UG/G	90587															
UNK588	UG/G	90588															
UNK593	UG/G	90593															
UNK602	UG/G	90602															
UNK524	UG/G	90524															
UNK549	UG/G	90549															
UNK554	UG/G	90554															
UNK558	UG/G	90558															
UNK566	UG/G	90566															
UNK586	UG/G	90586															
UNK598	UG/G	90598															

IL

ENVIRONMENTAL SCIENCE & ENGINEERING 06/24/88
 PROJECT NUMBER 88425 00100
 FIELD GROUP 36-7-47 ALL

PROJECT NAME RMA TASK 47/1
 PROJECT MANAGER BILL FRASER
 LAB COORDINATOR JOE VONDRICK

SAMPLE ID/#

PARAMETERS	UNITS	3706A	3707A	3707B	3707C	3708A	3708B	3708C	3709A	3709B	3709C	3710A	3710B	3711A	3711B	3712A
STORET #		36-7-47	36-7-47	36-7-47	36-7-47	36-7-47	36-7-47	36-7-47	36-7-47	36-7-47	36-7-47	36-7-47	36-7-47	36-7-47	36-7-47	36-7-47
METHOD		77	79	80	81	84	85	86	89	90	91	94	95	97	98	100
DATE		03/09/88	03/10/88	03/10/88	03/10/88	03/10/88	03/10/88	03/10/88	03/10/88	03/10/88	03/10/88	03/14/88	03/14/88	03/14/88	03/14/88	03/14/88
TIME		10:10	08:21	08:33	08:46	09:20	09:29	09:46	10:20	10:30	10:47	13:18	13:22	12:49	12:54	13:43

UNK600	UG/G	90600														
UNK609	UG/G	90609														
UNK618	UG/G	90618														
UNK619	UG/G	90619														
UNK626	UG/G	90626														
UNK631	UG/G	90631														
UNK633	UG/G	90633														
UNK160	UG/G	90160														
UNK615	UG/G	90615														
UNK543	UG/G	90543														
UNK559	UG/G	90559														
UNK573	UG/G	90573														
UNK576	UG/G	90576														
UNK578	UG/G	90578														
UNK622	UG/G	90622														
UNK624	UG/G	90624														
UNK628	UG/G	90628														
UNK632	UG/G	90632														
UNK634	UG/G	90634														
UNK636	UG/G	90636														
UNK640	UG/G	90640														
UNK644	UG/G	90644														
UNK649	UG/G	90649														
UNK655	UG/G	90655														

0.9

OK 1.0

OK 6

0.9

0.8

8

0.8

4

ENVIRONMENTAL SCIENCE & ENGINEERING 06/24/88
 PROJECT NUMBER 88425 0000 PMA TASK 47/1
 FIELD GROUP 36-7-47 PROJECT MANAGER BILL FRASER
 ALL LAB COORDINATOR JOE VONDRICK

PARAMETERS	UNITS	STORET #	METHOD	3706A	3707A	3707B	3707C	3708A	3708B	3708C	3709A	3709B	3709C	3710A	3710E	3711A	3711B	3712A
UNK577	UG/G	90577		36-7-47	36-7-47	36-7-47	36-7-47	36-7-47	36-7-47	36-7-47	36-7-47	36-7-47	36-7-47	36-7-47	36-7-47	36-7-47	36-7-47	36-7-47
UNK594	UG/G	90594		77	79	80	81	84	85	86	89	90	91	94	95	97	98	100
UNK629	UG/G	90629		03/09/88	03/10/88	03/10/88	03/10/88	03/10/88	03/10/88	03/10/88	03/10/88	03/10/88	03/10/88	03/10/88	03/14/88	03/14/88	03/14/88	03/14/88
UNK630	UG/G	90630		10:10	08:21	08:33	08:46	09:20	09:29	09:46	10:20	10:30	10:47	12:18	13:22	12:49	12:54	13:43
UNK637	UG/G	90637																
UNK555	UG/G	90555																
UNK556	UG/G	90556																
UNK582	UG/G	90582																
UNK617	UG/G	90617																
UNK161	UG/G	90161																
UNK541	UG/G	90541																
UNK551	UG/G	90551																
UNK591	UG/G	90591																
UNK595	UG/G	90595																
UNK518	UG/G	90518																
UNK661	UG/G	90661																
UNK523	UG/G	90523																
UNK616	UG/G	90616																
UNK673	UG/G	90673																
UNK550	UG/G	90550																
UNK572	UG/G	90572																
UNK627	UG/G	90627																
UNK526	UG/G	90526																
UNK614	UG/G	90614																

06/24/88

ENVIRONMENTAL SCIENCE & ENGINEERING

PROJECT NAME RMA TASA 47/1
 PROJECT NUMBER 88425 0000
 FIELD GROUP 36-7-47
 LAB COORDINATOR JOE VONDRICK

ALL

SAMPLE ID/#

PARAMETERS	UNITS	STORET #	METHOD	3706A	3707A	3707B	3707C	3707D	3707E	3707F	3707G	3707H	3707I	3707J	3707K	3707L	3707M	3707N	3707O	3707P	3707Q	3707R	3707S	3707T	3707U	3707V	3707W	3707X	3707Y	3707Z	
				36-7-47	36-7-47	36-7-47	36-7-47	36-7-47	36-7-47	36-7-47	36-7-47	36-7-47	36-7-47	36-7-47	36-7-47	36-7-47	36-7-47	36-7-47	36-7-47	36-7-47	36-7-47	36-7-47	36-7-47	36-7-47	36-7-47	36-7-47	36-7-47	36-7-47	36-7-47	36-7-47	
				77	79	80	81	84	85	86	89	90	91	94	95	97	99	100													
DATE				03/09/88	03/10/88	03/10/88	03/10/88	03/10/88	03/10/88	03/10/88	03/10/88	03/10/88	03/10/88	03/10/88	03/10/88	03/10/88	03/10/88	03/10/88	03/10/88	03/10/88	03/10/88	03/10/88	03/10/88	03/10/88	03/10/88	03/10/88	03/10/88	03/10/88	03/10/88	03/10/88	
TIME				10:10	08:21	08:33	08:46	09:20	09:29	09:46	10:20	10:30	10:47	13:18	13:22	12:49	12:54														

UNK635 06/G 90635 09

ENVIRONMENTAL SCIENCE & ENGINEERING 06/24/88
 PROJECT NUMBER 88425 0000 PROJECT NAME RMA TASK 47/1
 FIELD GROUP 36-7-47 PROJECT MANAGER BILL FRASER
 ALL LAB COORDINATOR JOE VONDRICK

SAMPLE ID/#

PARAMETERS	UNITS	STORET #	37128	3688A	3688B
		METHOD	36-7-47	36-7-47	36-7-47
			101	103	104
DATE			03/14/88	03/16/88	03/16/88
TIME			13:46	09:40	09:51
SAMPLE TYPE		71999	SO	SO	SO
SITE TYPE 1		99759	BORE	BORE	BORE
SAMPLE DEPTH		99758	2	9	13
FT					
SAMPLING TECHNIQUE		72005	S	S	S
INSTALLATION CODE		99720	RK	RK	RK
SAMPLE		70320	5.6	15.6	21.6
%MET WT		1028	<0.921	<0.921	<0.921
CADMIUM	UG/G-DRY	R9			
CHROMIUM	UG/G-DRY	99584	11.3	<7.16	<7.16
CGPPER	UG/G-DRY	1043	9.00	11.4	40.5
LEAD	UG/G-DRY	1052	<16.8	<16.8	<16.8
ZINC	UG/G-DRY	1093	40.1	38.7	77.8
ARSENIC	UG/G-DRY	1003	<4.70	<4.70	<4.70
MERCURY	UG/G-DRY	71921	0.125	<0.050	<0.050
ALDRIN	UG/G-DRY	98356	<0.94	<0.94	<0.94
ATRAZINE	UG/G-DRY	98655	<0.73	<0.73	<0.73
CHLORDANE	UG/G-DRY	98361	<1.5	<1.5	<1.5
P-CLPHENYLMETHY-	UG/G-DRY	98653	<0.25	<0.25	<0.25
SULFIDE	UG/G-DRY	98654	<0.35	<0.35	<0.35
P-CLPHENYLMETHY-	UG/G-DRY	98703	<0.29	<0.29	<0.29
SULFOXIDE	UG/G-DRY	98652	<0.33	<0.33	<0.33
SULFONE	UG/G-DRY	98651	<0.26	<0.26	<0.26
DBCP(NEMHAGON)	UG/G-DRY	98363	<0.29	<0.29	<0.29
DICYCLOPENTADIENE	UG/G-DRY	98364	<0.37	<0.37	<0.37
DDE,PP'	UG/G-DRY	98365	<0.25	<0.25	<0.25
DDT,PP'	UG/G-DRY				
DIELDRIN	UG/G-DRY				

ENVIRONMENTAL SCIENCE & ENGINEERING
 PROJECT NUMBER 88425 0000
 FIELD GROUP 36-7-47
 ALL

PROJECT NAME RMA TASK 47/1
 PROJECT MANAGER BILL FRASER
 LAB COORDINATOR JOE VONDRICK

SAMPLE ID/#

PARAMETERS	UNITS	STORET #	3712B 36-7-47 METHOD	3688A 36-7-47 103	3688B 36-7-47 104	DATE TIME	03/14/88 13:46	03/16/88 09:40	03/16/88 09:51
DIMP	UG/G-DRY	98645	Q9	<0.50	<0.50				
1,4 DITHIANE	UG/G-DRY	98650	Q9	<0.25	<0.25				
DMHP	UG/G-DRY	98657	Q9	<1.5	<1.5				
ENDRIN	UG/G-DRY	98369	Q9	<0.70	<0.70				
HEXACHLOROCYCLOPENT-ADJENE	UG/G-DRY	98647	Q9	<1.1	<1.1				
ISODRIN	UG/G-DRY	98649	Q9	<0.33	<0.33				
MALATHION	UG/G-DRY	98648	Q9	<0.59	<0.59				
1,4 OXATHIANE	UG/G-DRY	98644	Q9	<0.26	<0.26				
ETY*PARATHION	UG/G-DRY	98658	Q9	<0.63	<0.63				
SUPONA	UG/G-DRY	98656	Q9	<0.49	<0.49				
VAPONA	UG/G-DRY	98646	Q9	<0.25	<0.25				
DICYCLOPENTADIENE	UG/G-DRY	98651	Q9	<0.27	<0.27				
TRANS-1,2-DICHLOROETHENE	UG/G-DRY	98687	W9	<0.25	<0.25				
ETHYLBENZENE	UG/G-DRY	98688	W9	<0.25	<0.25				
METHYLENE CHLORIDE	UG/G-DRY	98689	W9	0.63	0.63				
TETRACHLOROETHENE	UG/G-DRY	98690	W9	<0.25	<0.25				
TOLUENE	UG/G-DRY	98691	W9	<0.25	<0.25				
1,1,1-TRICHLOROETHANE	UG/G-DRY	98692	W9	<0.25	<0.25				
1,1,2-TRICHLOROETHANE	UG/G-DRY	98693	W9	<0.25	<0.25				
TRICHLOROETHENE	UG/G-DRY	98694	W9	<0.25	<0.25				
M-XYLENE	UG/G-DRY	98695	W9	<0.25	<0.25				
H1BK	UG/G-DRY	98696	W9	<0.50	<0.50				
DMDS	UG/G-DRY	98697	W9	<0.25	<0.25				
BENZENE	UG/G-DRY	98699	W9	<0.25	<0.25				

ENVIRONMENTAL SCIENCE & ENGINEERING 06/24/88
 PROJECT NAME RMA TASK 47/1
 PROJECT NUMBER 88425 0000 PROJECT MANAGER BILL FRASER
 FIELD GROUP 36-7-47 LAB COORDINATOR JOE VONDRICKA
 ALL

SAMPLE ID/#

PARAMETERS	UNITS	STORET #	3712B	3688A	3688B
DATE		36-7-47	36-7-47	36-7-47	36-7-47
TIME		101	103	104	
		03/14/88	03/16/88	03/16/88	03/16/88
		13:46	09:40	09:51	
UNK577	UG/G	90577			
		Q9			
UNK594	UG/G	90594			
		Q9			
UNK629	UG/G	90629		20	
		Q9			
UNK630	UG/G	90630		200	
		Q9			
UNK637	UG/G	90637			
		Q9			
UNK555	UG/G	90555			
		Q9			
UNK556	UG/G	90556			
		Q9			
UNK582	UG/G	90582			
		Q9			
UNK617	UG/G	90617			
		Q9			
UNK161	UG/G	90161			
		H9			
UNK541	UG/G	90541			
		Q9			
UNK551	UG/G	90551			
		Q9			
UNK591	UG/G	90591			
		Q9			
UNK595	UG/G	90595			
		Q9			
UNK518	UG/G	90518			
		Q9			
UNK661	UG/G	90661			
		Q9			
UNK523	UG/G	90523			
		Q9			
UNK616	UG/G	90616			
		Q9			
UNK673	UG/G	90673			
		Q9			
UNK550	UG/G	90550		8	
		Q9			
UNK572	UG/G	90572		40	
		Q9			
UNK627	UG/G	90627		400	
		Q9			
UNK526	UG/G	90526			
		Q9			
UNK614	UG/G	90614			0.9
		Q9			

PAGE #30

ENVIRONMENTAL SCIENCE & ENGINEERING
PROJECT NUMBER: 88425 UN000
FIELD GROUP 36-7-47
ALL

06/24/88
PROJECT NAME PMA TASK 47/1
PROJECT MANAGER BILL FRASER
LAB COORDINATOR JOE VONDRICK

SAMPLE ID/#

PARAMETERS	UNITS	STCRET #	METHOD	37128	3688A	3688B
		36-7-47	101	36-7-47	36-7-47	36-7-47
				103	104	
DATE		03/14/88		03/16/88		03/16/88
TIME		13:46		09:40		09:51

UNK635 UG/G 90635 Q9

PROJECT NUMBER 84936 0300
 PROJECT NAME RMA TASK 1
 PROJECT MANAGER
 FIELD GROUP T1MB
 ALL
 LAB COORDINATOR JOE VONDRICK

PARAMETERS	UNITS	STORET #	10/27/87		03/11/88		02/02/88		03/09/88		02/12/88		03/10/88		03/16/88		02/03/88		03/09/88		02/04/88		01/26/88		03/10/88		03/15/88		02/04/88		03/09/88		03/09/88		
			BLK T1MB 488	SO	BLK T21MB2 2	SO	BLK T47MB1 1	SO	BLK T47MB1 6	SO	BLK T47MB1 7	SO	BLK T47MB1 8	SO	BLK T47MB1 21	SO	BLK T47MB1 26	SO	BLK T47MB1 28	SO	BLK T47MB1 29	SO	BLK T47MB1 41	SO	BLK T47MB1 542	SO	BLK T47MB1 29	SO	BLK T47MB1 48	SO	BLK T47MB1 49				
DATE	TIME																																		

PARAMETERS	UNITS	STORET #	10/27/87		03/11/88		02/02/88		03/09/88		02/12/88		03/10/88		03/16/88		02/03/88		03/09/88		02/04/88		01/26/88		03/10/88		03/15/88		02/04/88		03/09/88		03/09/88						
			BLK T1MB 488	SO	BLK T21MB2 2	SO	BLK T47MB1 1	SO	BLK T47MB1 6	SO	BLK T47MB1 7	SO	BLK T47MB1 8	SO	BLK T47MB1 21	SO	BLK T47MB1 26	SO	BLK T47MB1 28	SO	BLK T47MB1 29	SO	BLK T47MB1 41	SO	BLK T47MB1 542	SO	BLK T47MB1 29	SO	BLK T47MB1 48	SO	BLK T47MB1 49								
SAMPLE TYPE		71999																																					
SITE TYPE 1		99759	QCMB	0	QCMB	0	QCMB	0	QCMB	0	QCMB	0	QCMB	0	QCMB	0	QCMB	0	QCMB	0	QCMB	0	QCMB	0	QCMB	QCMB	QCMB	QCMB	QCMB	QCMB	QCMB	QCMB	QCMB	QCMB	QCMB				
SAMPLE DEPTH FT		99758	0	0	0	0	0	0	0	0	0	0	0	0	0	0	0	0	0	0	0	0	0	0	0	0	0	0	0	0	0	0	0	0	0				
SAMPLING TECHNIQUE		72005	G	G	G	G	G	G	G	G	G	G	G	G	G	G	G	G	G	G	G	G	G	G	G	G	G	G	G	G	G	G	G	G	G				
INSTALLATION CODE		99720	RK	RK	RK	RK	RK	RK	RK	RK	RK	RK	RK	RK	RK	RK	RK	RK	RK	RK	RK	RK	RK	RK	RK	RK	RK	RK	RK	RK	RK	RK	RK	RK	RK	RK			
MOISTURE		70320	2.4	2.4	2.4	2.4	2.4	2.4	2.4	2.4	2.4	2.4	2.4	2.4	2.4	2.4	2.4	2.4	2.4	2.4	2.4	2.4	2.4	2.4	2.4	2.4	2.4	2.4	2.4	2.4	2.4	2.4	2.4	2.4	2.4	2.4			
CADMIUM		1028	<0.921	<0.921	<0.921	<0.921	<0.921	<0.921	<0.921	<0.921	<0.921	<0.921	<0.921	<0.921	<0.921	<0.921	<0.921	<0.921	<0.921	<0.921	<0.921	<0.921	<0.921	<0.921	<0.921	<0.921	<0.921	<0.921	<0.921	<0.921	<0.921	<0.921	<0.921	<0.921	<0.921	<0.921	<0.921		
CHROMIUM		99584	12.1	14.3	10.4	9.99	<7.16	12.8																															
COPPER		1043	9.56	10.6	10.1	10.1	8.20	9.76																															
LEAD		1052	<16.8	<16.8	<16.8	<16.8	<16.8	<16.8	<16.8	<16.8	<16.8	<16.8	<16.8	<16.8	<16.8	<16.8	<16.8	<16.8	<16.8	<16.8	<16.8	<16.8	<16.8	<16.8	<16.8	<16.8	<16.8	<16.8	<16.8	<16.8	<16.8	<16.8	<16.8	<16.8	<16.8	<16.8	<16.8		
ZINC		1093	41.7	40.9	39.3	33.3	29.6	35.0																															
ARSENIC		1003																																					
MERCURY		71921																																					
THIODIGLYCOL		99798																																					
CHLOROACETIC ACID		97285																																					

ENVIRONMENTAL SCIENCE & ENGINEERING 06/28/88
 PROJECT NUMBER 84936 0300 PROJECT NAME RMA TASK 1
 FIELD GROUP T1MB PROJECT MANAGER
 ALL LAB COORDINATOR JOE VONDRICK

SAMPLE ID/#

PARAMETERS	UNITS	STORET #	BLK T47MB1	BLK T47MB1
DATE			50	61
TIME		03/16/88	02/02/88	
SAMPLE TYPE		71999	SO	SO
SITE TYPE 1		99759	QCMB	QCMB
SAMPLE DEPTH		99758	0	0
CM				
SAMPLING TECHNIQUE		72005	G	G
INSTALLATION CODE		99720	RK	RK
SAMPLE				
MOISTURE		70320	2.4	2.4
%WET WT				
CADMIUM		1028		
UG/G- DRY		R9		
CHROMIUM		99584		
UG/G-DRY		R9		
COPPER		1043		
UG/G- DRY		R9		
LEAD		1052		
UG/G-DRY		R9		
ZINC		1093		
UG/G-DRY		R9		
ARSENIC		1003		
UG/G- DRY		T9		
MERCURY		71921	<0.050	
UG/G-DRY		V9		
THIODIGLYCOL		99798		<2.55
UG/G		MM9		
CHLOROACETIC ACID		97285		<18.0
UG/G		MM9		

ENVIRONMENTAL SCIENCE & ENGINEERING 06/28/88
 PROJECT NUMBER 84936 0300 PROJECT NAME RMA TASK 1
 FIELD GROUP TMB PROJECT MANAGER
 ALL LAB COORDINATOR JOE VONDRICK

SAMPLE ID/#

PARAMETERS	UNITS	STORET #	BLK TIMB	BLK T47MB1	BLK T47MB1	BLK T47MB1	BLK T47MB1	BLK T47MB1	BLK T47MB1	BLK T47MB1
DATE			02/02/88	03/09/88	03/10/88	03/09/88	03/14/88	03/16/88		
TIME					09:15		10:20			
SAMPLE TYPE		71999	SO	SO	SO	SO	SO	SO		
SITE TYPE 1		0	QCHB	QCHB	QCHB	QCHB	QCHB	QCHB		
SAMPLE DEPTH		0	0	0	0	0	0	0		
FT		0								
SAMPLING TECHNIQUE		72005	G	G	G	G	G	G		
INSTALLATION CODE		0	RK	RK	RK	RK	RK	RK		
SAMPLE		99720	2.4	2.4	2.4	2.4	2.4	2.4		
MOISTURE	%MET WT	70320	<0.94	<0.94	<0.94	<0.94	<0.94	<0.94		
ALDRIN	UG/G-DRY	98356	<0.73	<0.73	<0.73	<0.73	<0.73	<0.73		
ATRAZINE	UG/G-DRY	98655	<1.5	<1.5	<1.5	<1.5	<1.5	<1.5		
CHLORDANE	UG/G-DRY	98361	<0.25	<0.25	<0.25	<0.25	<0.25	<0.25		
P-CLPHENYLMETHY-	UG/G-DRY	98653	<0.35	<0.35	<0.35	<0.35	<0.35	<0.35		
SULFIDE	UG/G-DRY	98654	<0.29	<0.29	<0.29	<0.29	<0.29	<0.29		
P-CLPHENYLMETHY-	UG/G-DRY	98703	<0.33	<0.33	<0.33	<0.33	<0.33	<0.33		
SULFOXIDE	UG/G-DRY	98652	<0.26	<0.26	<0.26	<0.26	<0.26	<0.26		
P-CLPHENYLMETHY-	UG/G-DRY	98651	<0.29	<0.29	<0.29	<0.29	<0.29	<0.29		
SULFONE	UG/G-DRY	98363	<0.37	<0.37	<0.37	<0.37	<0.37	<0.37		
DBCP (NEMAGON)	UG/G-DRY	98364	<0.25	<0.25	<0.25	<0.25	<0.25	<0.25		
DICYCLOPENTADIENE	UG/G-DRY	98365	<0.50	<0.50	<0.50	<0.50	<0.50	<0.50		
DDT, PP'	UG/G-DRY	98645	<0.25	<0.25	<0.25	<0.25	<0.25	<0.25		
DDE, PP'	UG/G-DRY	98644	<1.5	<1.5	<1.5	<1.5	<1.5	<1.5		
DIELDRIN	UG/G-DRY	98650	<0.70	<0.70	<0.70	<0.70	<0.70	<0.70		
DHP	UG/G-DRY	98657	<1.1	<1.1	<1.1	<1.1	<1.1	<1.1		
1,4 DITHIANE	UG/G-DRY	98658	<0.33	<0.33	<0.33	<0.33	<0.33	<0.33		
DMP	UG/G-DRY	98659	<0.59	<0.59	<0.59	<0.59	<0.59	<0.59		
ENDRIN	UG/G-DRY	98660	<0.70	<0.70	<0.70	<0.70	<0.70	<0.70		
HEXACHLOROCYCLOPENT-	UG/G-DRY	98661	<1.5	<1.5	<1.5	<1.5	<1.5	<1.5		
ADIENE	UG/G-DRY	98662	<0.70	<0.70	<0.70	<0.70	<0.70	<0.70		
ISODRIN	UG/G-DRY	98663	<0.33	<0.33	<0.33	<0.33	<0.33	<0.33		
MALATHION	UG/G-DRY	98664	<0.59	<0.59	<0.59	<0.59	<0.59	<0.59		

ENVIRONMENTAL SCIENCE & ENGINEERING
 PROJECT NUMBER 88425 0000
 FIELD GROUP T47MB1
 ALL

06/28/88
 PROJECT NAME RMA TASK 47
 PROJECT MANAGER
 LAB COORDINATOR JOE VONDRICK

SAMPLE ID/#

PARAMETERS	UNITS	STORET #	BLK T47MB1	BLK T47MB1	BLK T47MB1	BLK T47MB1	BLK T47MB1
		METHOD	227	228	229	230	
DATE			03/10/88	03/14/88	03/15/88	03/16/88	
TIME							
SAMPLE TYPE		71999	SO	SO	SO	SO	
SITE TYPE I		99759	QCHB	QCHB	QCHB	QCHB	
SAMPLE DEPTH	FT	99758	0	0	0	0	
SAMPLING TECHNIQUE		72005	G	G	G	G	
INSTALLATION CODE		99720	RK	RK	RK	RK	
MOISTURE		70320	2.4	2.4	2.4	2.4	
NET WT		98651	<0.27	<0.27	<0.27	<0.27	
DICYPENTADIENE	UG/G-DRY	98687	<0.25	<0.25	<0.25	<0.25	
TRANS-1,2-DICHLOROET	UG/G-DRY	98688	<0.25	<0.25	<0.25	<0.25	
ETHYLBENZENE	UG/G-DRY	98689	0.94	0.99	0.40	<0.25	
METHYLENE CHLORIDE	UG/G-DRY	98690	<0.25	<0.25	<0.25	<0.25	
TETRACHLOROETHENE	UG/G-DRY	98691	<0.25	<0.25	<0.25	<0.25	
TOLUENE	UG/G-DRY	98692	<0.25	<0.25	<0.25	<0.25	
1,1,1-TRICHLORO-	UG/G-DRY	98693	<0.25	<0.25	<0.25	<0.25	
ETHANE	UG/G-DRY	98694	<0.25	<0.25	<0.25	<0.25	
1,1,2-TRICHLORO-	UG/G-DRY	98695	<0.25	<0.25	<0.25	<0.25	
ETHANE	UG/G-DRY	98696	<0.50	<0.50	<0.50	<0.50	
TRICHLOROETHENE	UG/G-DRY	98697	<0.25	<0.25	<0.25	<0.25	
M-XYLENE	UG/G-DRY	98699	<0.25	<0.25	<0.25	<0.25	
MIBK	UG/G-DRY	98700	<0.50	<0.50	<0.50	<0.50	
DMS	UG/G-DRY	98700	<0.25	<0.25	<0.25	<0.25	
BENZENE	UG/G-DRY	98700	<0.50	<0.50	<0.50	<0.50	
O-AND/OR P-XYLENE	UG/G-DRY	98680	<0.25	<0.25	<0.25	<0.25	
CARBON TETRACHLORIDE	UG/G-DRY	98681	<0.25	<0.25	<0.25	<0.25	
CHLOROBENZENE	UG/G-DRY	98682	<0.25	<0.25	<0.25	<0.25	
CHLOROFORM	UG/G-DRY	98683	<0.25	<0.25	<0.25	<0.25	
1,1-DICHLOROETHANE	UG/G-DRY	98683	<0.25	<0.25	<0.25	<0.25	

ENVIRONMENTAL SCIENCE & ENGINEERING 06/28/88
 PROJECT NUMBER 88425 0000 PROJECT NAME RMA TASK 47
 FIELD GROUP T47MB1 PROJECT MANAGER
 ALL LAB COORDINATOR JOE VONDRICK

SAMPLE ID/#

PARAMETERS	UNITS	STORET #	BLK T47MB1	BLK T47MB1	BLK T47MB1	BLK T47MB1	BLK T47MB1
DATE			03/10/88	03/14/88	03/15/88	03/16/88	
TIME							
1,2-DICHLOROETHANE		98684	<0.28	<0.28	<0.28	<0.28	<0.28
UC/G-DRY		W9					
BICYCLOHEPTADIENE		98686	<0.25	<0.25	<0.25	<0.25	<0.25
UC/G-DRY		W9					
DBCP (NEMAGON)		98652	<0.33	<0.33	<0.33	<0.33	<0.33
UC/G-DRY		W9					
UNK160		90160	10				
UC/G		W9					
UNK159		90159		5	100		5
UC/G		W9					