


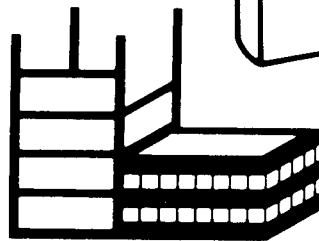
Department of Defense
PRIME CONTRACT AWARDS
 by
SERVICE CATEGORY
 and
FEDERAL SUPPLY
CLASSIFICATION



Fiscal Years 1994, 1993,
 1992, and 1991



19950605 020



DTIC QUALITY IMPROVED &

OSD
 BESI-210N I EACDCEBEN WWS-VUN



DIRECTORATE FOR INFORMATION
 OPERATIONS AND REPORTS (DIOR)

PRIME CONTRACT AWARDS

BY SERVICE CATEGORY

AND FEDERAL SUPPLY CLASSIFICATION

Fiscal Years 1994, 1993, 1992, and 1991

Department of Defense
 Washington Headquarters Services
 Directorate for Information
 Operations and Reports

Accession For	
NTIS CRA&I	<input checked="" type="checkbox"/>
DTIC TAB	<input type="checkbox"/>
Unannounced	<input type="checkbox"/>
Justification	
By	
Distribution /	
Availability Codes	
Dist	Avail and/or Special
A-1	

~~For sale by the Superintendent of Documents, U.S. Government Printing Office, Washington, D.C. 20402~~
 DTIC and NTIS identification number for this publication is DIOR/P07 - 94

FOREWORD

This report is published annually. It presents data on Department of Defense prime contract awards by Service Category and Federal Supply Classification code for the current fiscal year and the three prior fiscal years. Data include statistics on both military functions of the Department of Defense and civil functions of the U.S. Army Corps of Engineers.

TABLE OF CONTENTS

Introduction	1
Data Characteristics	2
Highlights	3
Exhibit A	4
Exhibit B	4
Exhibit C	5
Exhibit D	5
Exhibit E	6
Exhibit F.....	6
Tables:	
Table 1. Net Value of Prime Contract Awards Over \$25,000 for Research, Development, Test, and Evaluation, by Procurement Program: FYs 1994, 1993, 1992, and 1991	9
Table 2. Net Value of Prime Contract Awards Over \$25,000 for Other Services and Construction, by Service Code and Description: FYs 1994, 1993, 1992, and 1991	13
Table 3. Net Value of Prime Contract Awards Over \$25,000 for Supplies and Equipment, by Federal Supply Classification Code and Description: FYs 1994, 1993, 1992, and 1991	35
Table 4. Net Value of Prime Contract Awards Over \$25,000 by Federal Supply Classification Code and Description, and by DoD Component for FY 1994	55
List of Abbreviations	77

INTRODUCTION

This report includes summary data on Department of Defense (DoD) prime contract awards over \$25,000 by Service Category and Federal Supply Classification (FSC) for fiscal years (FYs) 1994, 1993, 1992, and 1991. These are displayed in Tables 1, 2, and 3. Only the current FY data are displayed in Table 4. Awards of \$25,000 or less are covered in Exhibits A and B. Exhibits A through F are discussed in the "HIGHLIGHTS" section, page 3.

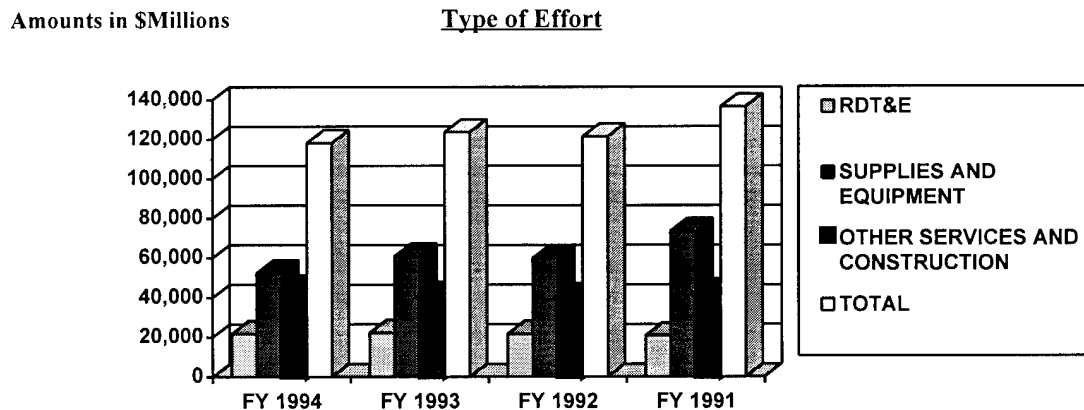
Table 1 - This table covers awards for Research, Development, Test, and Evaluation (RDT&E) services. Data are displayed according to DoD procurement program categories.

Table 2 - Data on awards for Other Services and Construction are provided in Table 2, arrayed according to Federal Procurement Data System (FPDS) codes and descriptions. The FPDS system of codes covers all non-RDT&E services and is comprised of 23 groups and approximately 1500 individual classes. Some of the groups that are shown in Table 2 include Construction of Structures and Facilities, Operation of Government-Owned Facilities, Lease or Rental of Equipment, and Utilities and Housekeeping Services.

Table 3 - This table contains data on awards for Supplies and Equipment, presented according to the appropriate FSC code and description. The FSC system of codes is composed of 78 groups and approximately 700 individual classes. This system was developed primarily for supply management of items known to be in the supply system of the Federal Government. Definitions of the classes appear in the *Cataloging Handbook, Federal Supply Classification, Part 1, "Groups and Classes," H2-1*, which may be purchased from the Superintendent of Documents, U.S. Government Printing Office, Washington, D.C. 20402.

Table 4 - This table shows only current FY data by DoD Component for each of the FSCs displayed by category in Tables 1, 2, and 3 above. DoD Components include the Army, Navy, and Air Force, as well as the Defense Logistics Agency (DLA), Office of the Corps of Engineers (OCE) civil functions, and the Other Defense Agencies (ODAs), such as the Defense Information Systems Agency or the Defense Mapping Agency.

The following chart provides a graphical comparison of dollar amounts associated with Table 1 through Table 3, and displays their proportional relationship with the total amount of awards over \$25,000.



DATA CHARACTERISTICS

The data presented in this report have the following characteristics:

- Data cover only prime contracts (those awarded directly by DoD). The large number of subcontracts awarded for basic and intermediate materials and components are not reflected in this report. As an example, most of the steel plating for ships is purchased by defense prime contractors. Only a small portion is purchased directly by DoD (see code 9515). Similarly, a large dollar amount of electronic equipment is purchased by defense contractors who have received prime contracts for missiles and other weapons systems.
- Terminations and other downward adjustments of contracts are included in the award category to which their dollar amount corresponds. They are considered positive entries when calculating the total number of contract actions but negative entries when calculating total net value. It should be noted that a contract can be terminated years after the original obligation was made, even when there are no actions in between (e.g., FSC code E199, Purchase/Other Miscellaneous Buildings, had a negative funding modification action during FY 1993 on a FY 1982 contract).
- Detailed information on procurement actions of \$25,000 or less are not included in Tables 1, 2, 3, and 4 of this publication. However, in each of the fiscal years since FY 1991, approximately \$14 billion was spent on these small transactions (see Exhibit B, page 4). The exclusion of these procurements (from Tables 1, 2, 3, and 4) understates the purchase of commercial type items and services and may overemphasize military hard good items, which are normally purchased in large dollar amounts. Due to this exclusion, for example, Subsistence Purchases (FSC Group 89) may be understated.
- For security reasons, some contracts have been reported with a classification other than the one describing the item purchased. Therefore, data for a number of the Federal Supply Classifications presented may be incomplete.
- Data categorizing contract awards by Service Category and Federal Supply Classification include awards to all types of contractors. In this respect, the coverage differs from other reports published by WHS/DIOR that provide this type of information only on awards to business firms in the United States.
- Totals and percentages in Exhibit A through Exhibit F are computed on whole dollars and may not add up due to rounding.

HIGHLIGHTS

Total Procurement

Exhibit A shows total prime contract awards categorized by the major types of business. As this exhibit shows, since FY 1993, total prime contract awards decreased by \$6,088 million, or 4.4 percent; awards to Business Firms decreased by \$3,994 million, or 3.4 percent; awards to Educational and Nonprofit Institutions decreased by \$128 million, or 3.7 percent; awards to Interagency/Foreign Military Sales (FMS) decreased by \$1,766 million, or 13.7 percent; and awards for Work Outside the United States decreased by \$224 million, or 3.9 percent.

Exhibit B shows a decrease in the actions over \$25,000 and a decrease in actions of \$25,000 or less since FY 1993. Actions over \$25,000 decreased by \$5,599 million, or 4.5 percent; the actions of \$25,000 or less decreased by \$489 million, or 3.3 percent.

Type of Effort

Exhibit C provides data on awards over \$25,000 by Type of Effort. As shown in this exhibit, in FY 1994, awards for Supplies and Equipment accounted for 44.3 percent of the total. The balance of the awards came from Other Services and Construction, 37.2 percent, and RDT&E work, 18.5 percent.

Research, Development, Test, and Evaluation (RDT&E) Category

Exhibit D shows FY 1994 and FY 1993 RDT&E comparisons, by selected subprograms within the DoD claimant programs. The claimant program, "Aircraft," had the largest dollar increase for FY 1994; the increase in this category was \$695 million, or 13.6 percent.

Additionally, between FY 1993 and FY 1994 (see page 10, Table 1, Concluded), Research decreased by \$324 million, or 23.6 percent; Exploratory Development decreased by \$22 million, or 1.0 percent; Other Development increased by \$217 million, or 1.3 percent; and Management and Support decreased by \$338 million, or 23.1 percent. Each procurement categories' share of the total RDT&E for FY 1994 was distributed as follows: Research accounted for 4.8 percent; Exploratory Development, 10.0 percent; Other Development, 80.0 percent; and Management and Support, 5.1 percent.

Other Service and Construction Category

Exhibit E shows the ten service groups with the greatest dollar change from FY 1993 to FY 1994. The group that increased the most for FY 1994 was Group Y, "Construction of Structures & Facilities"; the increase in this group was \$2,067 million, or 45.5 percent. Conversely, Group H, "Quality Control, Testing & Inspection Services," decreased the most, \$447 million, or 56.8 percent.

Federal Supply Classification (FSC) Category

Like Exhibit E, Exhibit F also shows a comparison of the ten FSC groups with the greatest dollar change from FY 1993 to FY 1994. The FSC group that increased the most for FY 1994 was Group 28, "Engines, Turbines and Components"; the increase in this group was \$228 million, or 8.8 percent. Conversely, Group 19, "Ships, Small Craft, Pontoons, and Floating Docks," decreased the most, \$1,545 million, or 30.7 percent.

EXHIBIT A

(Dollars in Millions)

Type of Contractor	FISCAL YEAR			
	1994	1993	1992	1991
TOTAL AWARDS 1/	\$ 132,219	\$ 138,307	\$ 136,297	\$ 150,855
Business Firms for Work in the United States	112,013	116,007	117,151	125,878
Educational and Nonprofit Institutions	3,315	3,444	3,438	3,646
Interagency/FMS	11,098	12,864	9,577	11,948
Work Outside the United States	5,602	5,826	5,941	9,178
	Percent of Total			
TOTAL AWARDS	100.0	100.0	100.0	100.0
Business Firms for Work in the United States	84.7	83.9	86.0	83.4
Educational and Nonprofit Institutions	2.5	2.5	2.5	2.4
Interagency/FMS	8.4	9.3	7.0	7.9
Work Outside the United States	4.2	4.2	4.4	6.1

EXHIBIT B

(Dollars in Millions)

Type of Action	FISCAL YEAR			
	1994	1993	1992	1991
TOTAL AWARDS	\$ 132,219	\$ 138,307	\$ 136,297	\$ 150,855
Actions Over \$25,000	118,114	123,713	121,438	136,677
Actions of \$25,000 or less	14,105	14,594	14,859	14,178
	Percent of Total			
TOTAL AWARDS	100.0	100.0	100.0	100.0
Actions Over \$25,000	89.3	89.4	89.1	90.6
Actions of \$25,000 or less	10.7	10.6	10.9	9.4

1/ Total includes tariff or regulated acquisitions of \$25,000 or less not included elsewhere in this table.

*Prepared By: Washington Headquarters Services
Directorate For Information
Operations and Reports*

EXHIBIT C

(Dollars in Millions)

Type of Effort	FISCAL YEAR			
	1994	1993	1992	1991
TOTAL AWARDS (Over \$25,000)	\$ 118,114	\$ 123,713	\$ 121,438	\$ 136,677
RDT&E	21,824	22,292	21,730	20,898
Other Services and Construction	43,948	40,651	39,923	42,251
Supplies and Equipment	52,342	60,770	59,784	73,528
	Percent of Total			
TOTAL AWARDS (Over \$25,000)	100.0	100.0	100.0	100.0
RDT&E	18.5	18.0	17.9	15.3
Other Services and Construction	37.2	32.9	32.9	30.9
Supplies and Equipment	44.3	49.1	49.2	53.8

EXHIBIT D

(Dollars in Millions)

RDT&E by Claimant Program	FISCAL YEAR		CHANGE	
	1994	1993	Amount	Percent
RDT&E by Program - Total	\$ 21,824	\$ 22,292	\$ 468-	2.1-
Aircraft	5,809	5,114	695	13.6
Missiles & Space Systems	5,727	5,871	144-	2.5-
Ships	330	402	72-	17.9-
Tanks & Automotive	342	427	84-	19.8-
Weapons	306	280	26	9.2
Ammunition	241	340	99-	29.2-
Electronics and Communications Equipment	3,567	3,914	347-	8.9-
Services	4,343	4,724	380-	8.1-
All Other	1,159	1,220	61-	5.0-

*Prepared By: Washington Headquarters Services
Directorate For Information
Operations and Reports*

EXHIBIT E

(Dollars in Millions)

C O D E	Service Categories	FISCAL YEAR		CHANGE	
		1994	1993	Amount	Percent
Y	Construction of Structures & Facilities	\$ 6,608	\$ 4,541	\$ 2,067	45.5
Z	Maintenance, Repair, or Alteration of Real Property	4,691	4,137	553	13.4
H	Quality Control, Testing & Inspection Services	341	788	447-	56.8-
C	Architect & Engineering Services	2,630	2,242	388	17.3
M	Operation of Govt-Owned Facilities	2,424	2,127	297	13.9
V	Transportation, Travel, & Relocation Svcs	2,144	1,866	278	14.9
S	Utilities & Housekeeping Services	3,195	3,447	253-	7.3-
D	Automatic Data Processing & Tele Svcs	3,091	2,897	194	6.7
U	Education & Training Services	693	500	193	38.7
K	Modification of Equipment	1,136	1,294	158-	12.2-

EXHIBIT F

(Dollars in Millions)

C O D E	FSC Groups	FISCAL YEAR		CHANGE	
		1994	1993	Amount	Percent
19	Ships, Small Craft, Pontoons, and Floating Docks	\$ 3,480	\$ 5,026	\$ 1,545-	30.7-
13	Ammunition & Explosives	1,068	2,259	1,191-	52.7-
14	Guided Missiles	4,598	5,787	1,189-	20.6-
99	Miscellaneous	1,547	2,542	995-	39.1-
23	Ground Effect Vehicles, Motor Vehicles, Trailers, & Cycles	2,007	2,867	860-	30.0-
58	Communication, Detection, & Coherent Radiation Equipment	4,800	5,548	748-	13.5-
44	Furnace, Steam Plant, Drying Equipment, and Nuclear Reactors	270	920	650-	70.6-
16	Aircraft Components & Accessories	1,170	1,439	269-	18.7-
89	Subsistence	1,578	1,826	248-	13.6-
28	Engines, Turbines, and Components	2,832	2,604	228	8.8

TABLE 1

**Net Value of
Prime Contract Awards Over \$25,000
for Research, Development, Test, and
Evaluation, by Procurement Program:
FYs 1994, 1993, 1992, and 1991**

TABLE 1. Research, Development, Test, and Evaluation

(Amounts in Thousands of Dollars)

PROCUREMENT PROGRAM	FISCAL YEAR			
	1994	1993	1992	1991
AIRFRAMES AND RELATED ASSEMBLIES AND SPARES				
Research	4,009	1,446	10,178	3,021
Exploratory Development	30,549	27,787	21,409	19,062
Other Development	4,133,311	3,472,670	2,469,167	1,689,227
Management and Support	57,364	55,185	14,142	32,126
TOTAL	4,225,232	3,557,087	2,514,896	1,743,436
AIRCRAFT ENGINES AND RELATED SPARES AND SPARE PARTS				
Research	1,312	5,116	734	123-
Exploratory Development	26,918	28,583	22,710	24,533
Other Development	770,609	868,725	656,167	857,643
Management and Support	12,720	6,607	31,752	1,870
TOTAL	811,559	909,031	711,363	883,923
OTHER AIRCRAFT EQUIPMENT AND SUPPLIES				
Research	4,722	6,514	6,705	10,569
Exploratory Development	23,495	30,129	29,777	39,076
Other Development	711,555	600,542	747,562	454,818
Management and Support	32,107	10,753	12,020	11,435
TOTAL	771,880	647,937	796,064	515,898
TOTAL, AIRCRAFT				
Research	10,042	13,076	17,618	13,467
Exploratory Development	80,962	86,499	73,895	82,671
Other Development	5,615,475	4,941,937	3,872,896	3,001,688
Management and Support	102,191	72,544	57,914	45,431
TOTAL	5,808,671	5,114,056	4,022,323	3,143,257
MISSILE AND SPACE SYSTEMS				
Research	114,031	338,715	98,048	94,837
Exploratory Development	394,541	456,389	489,071	709,596
Other Development	5,160,289	5,010,832	5,084,495	5,759,180
Management and Support	58,482	65,349	58,648	85,655
TOTAL	5,727,343	5,871,285	5,730,263	6,649,268
SHIPS				
Research	2,915	12,364	2,485	2,804
Exploratory Development	23,774	19,770	8,985	12,106
Other Development	283,694	365,735	506,693	572,061
Management and Support	19,364	3,732	4,872	1,459
TOTAL	329,748	401,600	523,035	588,430
TANK-AUTOMOTIVE				
Research	10,395	4,683	973	2,543
Exploratory Development	122,383	44,168	63,056	85,817
Other Development	206,073	369,371	353,594	379,992
Management and Support	3,644	8,689	7,095	8,792
TOTAL	342,495	426,912	424,719	477,144
WEAPONS				
Research	29,989	55,861	27,645	17,443
Exploratory Development	68,554	66,774	64,591	54,102
Other Development	169,091	147,094	189,648	260,253
Management and Support	37,998	10,211	3,536	4,221
TOTAL	305,632	279,940	285,420	336,019

TABLE 1. Research, Development, Test, and Evaluation

(Concluded)

(Amounts in Thousands of Dollars)

PROCUREMENT PROGRAM	FISCAL YEAR			
	1994	1993	1992	1991
AMMUNITION				
Research	35,279	44,757	58,338	47,432
Exploratory Development	30,630	36,156	50,885	62,804
Other Development	163,944	252,614	341,851	321,033
Management and Support	10,789	6,403	3,749	7,607
TOTAL	240,641	339,930	454,822	438,876
ELECTRONICS AND COMMUNICATION EQUIPMENT				
Research	107,923	157,515	146,799	127,278
Exploratory Development	340,217	336,564	368,676	299,493
Other Development	3,068,786	3,374,080	3,722,544	3,322,908
Management and Support	50,245	46,276	26,534	64,325
TOTAL	3,567,170	3,914,434	4,264,553	3,814,004
SERVICES				
Research	599,634	612,930	697,540	618,608
Exploratory Development	783,822	752,838	712,715	689,638
Other Development	2,193,089	2,181,311	2,353,935	2,222,720
Management and Support	766,690	1,176,647	1,187,712	858,819
TOTAL	4,343,235	4,723,725	4,951,902	4,389,785
ALL OTHER				
Research	142,054	136,698	145,807	138,119
Exploratory Development	335,993	404,058	327,564	291,526
Other Development	607,621	608,180	549,065	584,510
Management and Support	73,561	71,160	50,988	47,428
TOTAL	1,159,229	1,220,096	1,073,424	1,061,583
TOTAL RDT&E				
Research	1,052,262	1,376,599	1,195,252	1,062,531
Exploratory Development	2,180,876	2,203,215	2,159,440	2,287,753
Other Development	17,468,061	17,251,153	16,974,722	16,424,345
Management and Support	1,122,966	1,461,011	1,401,048	1,123,737
TOTAL	21,824,164	22,291,978	21,730,462	20,898,366

TABLE 2

**Net Value of
Prime Contract Awards Over \$25,000
for Other Services and Construction,
by Service Code and Description:
FYs 1994, 1993, 1992, and 1991**

TABLE 2A. Summary of Other Services and Construction

(Amounts in Thousands of Dollars)

C O D E	DESCRIPTION	FISCAL YEAR			
		1994	1993	1992	1991
B	Special Studies & Analyses - Not R&D	343,567	415,510	257,100	226,177
C	Architect & Engineering Services	2,629,611	2,241,706	2,138,972	1,987,870
D	Automatic Data Processing & Tele Services	3,090,590	2,896,630	2,644,742	1,886,180
E	Purchase of Structures and Facilities	189	28-	573	1,317
F	Natural Resources and Conservation Svcs	667,295	797,352	653,152	498,793
G	Social Services	361,362	304,289	165,085	149,284
H	Quality Control, Testing & Inspection Services	340,573	787,523	473,307	467,033
J	Maintenance, Repair, & Rebuilding of Equipment	5,839,000	5,694,285	6,217,512	6,088,229
K	Modification of Equipment	1,135,945	1,294,395	1,074,112	1,212,803
L	Technical Representative Services	890,437	825,636	672,595	681,068
M	Operation of Government-Owned Facilities	2,423,792	2,127,268	3,025,508	2,847,097
N	Installation of Equipment	338,079	234,828	309,419	419,128
P	Salvage Services	72,185	68,326	91,604	124,531
Q	Medical Services	471,790	476,669	479,478	448,439
R	Professional, Admin & Management Support Svcs	7,304,949	7,316,473	6,717,185	6,149,884
S	Utilities & Housekeeping Services	3,194,690	3,447,334	3,374,172	3,439,298
T	Photographic, Mapping, Printing & Publication	157,628	102,592	109,572	133,097
U	Education & Training Services	692,722	499,618	523,778	712,321
V	Transportation, Travel & Relocation Svcs	2,144,117	1,865,742	2,226,158	4,651,886
W	Lease or Rental of Equipment	432,861	345,922	368,773	414,773
X	Lease or Rental of Facilities	118,144	231,220	170,491	205,524
Y	Construction of Structures & Facilities	6,607,715	4,541,062	4,831,363	5,482,975
Z	Maintenance, Repair or Alteration of Real Prop	4,690,554	4,137,145	3,398,813	4,023,494
T O T A L	Other Services and Construction	43,947,795	40,651,496	39,923,462	42,251,201

TABLE 2B. Other Services and Construction

(Amounts in Thousands of Dollars)

C O D E	DESCRIPTION	FISCAL YEAR			
		1994	1993	1992	1991
B	Special Studies & Analyses - Not R&D				
B502	Air Quality Analyses	236	116-	126	929
B503	Archeological/Paleontological Studies	8,639	10,652	9,554	7,751
B504	Chemical/Biological Studies & Analyses	3,599	6,069	4,547	3,212
B505	Cost Benefit Analyses	1,457	1,137	1,887	1,393
B506	Data Analyses (other than scientific)	12,547	11,919	6,472	4,564
B507	Economic Studies	0	992	577	299
B509	Endangered Species Studies - Plant & Animal	718	6,055	2,120	1,408
B510	Environmental Studies & Assessments	58,092	66,979	36,955	10,372
B513	Feasibility Studies (non-construction)	954	2,346	1,298	426
B516	Animal & Fisheries Studies	642	250	302	78
B517	Geological Studies	32	86	0	91
B518	Geophysical Studies	1,870	514	128	0
B519	Geotechnical Studies	1,602	94	30	233
B521	Historical Studies	1,407	790	310	629
B524	Mathematical/Statistical Analyses	1,433	988	1,438	760
B525	Natural Resource Studies	0	99	169	191
B526	Oceanological Studies	327	1,711	2,088	3,107
B527	Recreation Studies	56	453	356	60
B528	Regulatory Studies	0	0	0	198
B529	Scientific Data Studies	5,764	4,554	4,649	1,070
B530	Seismological Studies	0	611	4,110	2,262
B532	Soils Studies	1,627	339	543	442
B533	Water Quality Studies	991	987	1,432	2,106
B534	Wildlife Studies	26	26	38	523
B537	Medical & Health Studies	2,730	12,689	6,165	787
B538	Intelligence Studies	6,373	2,082	17,636	9,388
B539	Aeronautic/Space Studies	3,579	2,453	2,962	975
B541	Defense Studies	6,870	39,218	4,081	9,878
B542	Educational Studies & Analyses	1,290	62,644	1,887	1,734
B543	Energy Studies	138	462	972	468
B544	Technology Studies	26,488	15,471	3,352	5,406
B545	Housing & Community Development Studies	524	1,177	1,403	25
B546	Security Studies (Physical & Personal)	1,199	512	453	1,436
B547	Accounting/Financial Management Studies	1,709	1,059	516	388
B549	Foreign Policy/National Security Policy Studies	38,697	11,723	1,649	1,392
B550	Organization/Administrative/Personnel Studies	992	624	838	617
B551	Mobilization/Preparedness Studies	81-	1,175	1,823	12,113
B552	Manpower Studies	586	931	1,889	1,678
B553	Communications Studies	4,856	12,374	5,669	3,738
B554	Acquisition Policy/Procedures Studies	518	465	1,095	600
B555	Elderly/Handicapped Studies	0	0	68	0
B599	Other Special Studies & Analyses	145,079	132,917	125,513	133,450
TOTAL	Special Studies & Analyses - Not R&D	343,567	415,510	257,100	226,177
C	Architect & Engineering Services				
C111	Administrative & Service Buildings	53,654	47,887	22,530	46,061
C112	Airfield, Communication & Missile Facilities	28,087	30,697	19,066	15,825
C113	Educational Buildings	15,679	11,704	3,557	4,789
C114	Hospital Buildings	6,496	15,554	10,885	27,999
C115	Industrial Buildings	10,015	11,916	11,063	9,337
C116	Residential Buildings	47,004	21,419	12,261	6,840
C117	Warehouse Buildings	4,829	4,825	1,930	5,878
C118	Research & Development Facilities	641	3,436	3,936	2,779
C119	Other Buildings	55,042	52,575	48,197	53,718
C11	BUILDING & FACILITY STRUCTURES (C11)	221,447	200,015	133,424	173,226
C121	Conservation & Development	2,521	10,226	3,200	6,785
C122	Highways, Roads, Streets, Bridges, and Railways	2,386	6,436	3,067	3,777
C123	Electric Power Generation (EPG)	1,874	1,493	1,805-	4,607
C124	Utilities	17,349	13,121	4,900	7,783
C129	Other Non-Building Structures	28,484	21,665	18,270	23,468
C130	Restoration	72,244	34,429	14,497	4,897
C12	NON-BUILDING STRUCTURES 9C12)	124,858	87,369	42,129	51,317
C1	ARCHITECT & ENGINEERING SERVICES - CONSTRUCT (C1)	346,305	287,384	175,553	224,543
C211	Architect-Engineering Services	710,525	617,570	472,790	334,126
C212	Engineering Drafting Services	12,330	5,957	22,324	35,464

TABLE 2B. Other Services and Construction

(Continued)

(Amounts in Thousands of Dollars)

C O D E	DESCRIPTION	FISCAL YEAR			
		1994	1993	1992	1991
	Architect & Engineering Services (CONT)				
C213	R&E Inspection Services (Non-construction)	4,953	2,947	2,795	4,298
C214	R&E Management Engineering Services	17,780	57,084	143,938	134,540
C215	R&E Production Engineering Services	7,013	18,330	69,275	142,174
C216	Marine Architect & Engineering Services	379,219	335,578	451,042	455,490
C219	Other Architect & Engineering Services	1,151,486	916,855	801,255	657,235
C2	ARCHITECT & ENGINEERING SERVICES - GENERAL (C2)	2,283,305	1,954,322	1,963,419	1,763,327
TOTAL	Architect & Engineering Services	2,629,611	2,241,706	2,138,972	1,987,870
D	Automatic Data Processing & Tele Services				
D301	ADP Facility Operation & Maintenance Services	157,376	229,853	170,112	221,371
D302	ADP Systems Development Services	186,336	228,852	214,000	288,098
D303	ADP Data Entry Services	10,684	6,346	7,360	7,201
D304	ADP Telecommunications & Transmission Services	80,044	16,773	5,647	4,627
D305	ADP Teleprocessing & Timesharing Services	14,542	46,528	11,974	12,865
D306	ADP Systems Analysis Services	94,022	53,816	40,091	25,704
D307	Automated Info System Design & Integration Svcs	617,598	506,958	437,736	264,416
D308	Programming Services	27,807	24,529	21,997	16,771
D309	Info & Data Broadcasting or Data Distribution Svcs	717	414-	1,335	0
D310	ADP Backup & Security Services	2,990	2,363	3,278	3,541
D311	ADP Data Conversion Services	13,294	17,516	13,467	9,398
D312	ADP Optical Scanning Services	11,246	22,818	17,165	7,917
D313	Computer Aided Design/Computer Aided Mfg Services	73,940	48,700	24,350	10,109
D314	ADP System Acquisition Support Services	160,726	107,764	65,769	62,871
D315	Digitizing Services	9,418	16,347	22,269	1,689
D316	Telecommunication Network Management Services	10,581	9,134	6,988	3,441
D317	Automated News Svcs, Data Svcs, or Other Info Svcs	8,101	751	1,769	4,427
D399	Other ADP & Telecommunication Services	1,611,168	1,557,995	1,579,435	941,734
TOTAL	Automatic Data Processing & Tele Services	3,090,590	2,896,630	2,644,742	1,886,180
E	Purchase of Structures and Facilities				
E111	Purchase/Office Buildings	0	372	267	1,032
E119	Purchase/Other Administrative & Service Buildings	0	0	60	0
E11	Administrative Facilities & Service Buildings	0	372	327	1,032
E122	Purchase/Air Traffic Control Training Facilities	100	0	0	0
E12	Airfield, Communications, & Missile Facilities	100	0	0	0
E131	Purchase/Schools	90	0	0	0
E13	Educational Buildings	90	0	0	0
E174	Purchase/Open Storage Facilities	0	0	246	35
E17	Warehouse Buildings	0	0	246	35
E191	Purchase/Museums & Exhibition Buildings	0	0	0	35
E199	Purchase/Other Miscellaneous Buildings	0	400-	0	0
E19	Other Buildings	0	400-	0	35
E1	Construction of Structures & Facilities	189	28-	573	1,102
E219	Purchase/Other Conservation & Dev Facilities	0	0	0	131
E21	Conservation & Development Facilities	0	0	0	131
E299	Purchase/All Other Non-Building Facilities	0	0	0	84
E29	Other Non-Building Facilities	0	0	0	84
E2	Non-Building Structures	0	0	0	215

TABLE 2B. Other Services and Construction

(Continued)

(Amounts in Thousands of Dollars)

C O D E	DESCRIPTION	FISCAL YEAR			
		1994	1993	1992	1991
	Purchase of Structures and Facilities (CONT)				
TOTAL	Purchase of Structures and Facilities	189	28-	573	1,317
F	Natural Resources and Conservation Svcs				
F001	Aerial Fertilization/Spraying Services	58	0	0	233
F002	Aerial Seeding Services	119	129	92	0
F003	Forest/Range Fire Suppression/Presuppression Svcs	976	823	903	980
F005	Forest Tree Planting	65	188	28	815
F006	Land Treatment Practices (plowing/clearing, etc.)	118	417	657	400
F007	Range Seeding Services (ground equipment)	458	288	0	0
F008	Recreation Site Maintenance Svcs (non-const)	399	253	293	292
F010	Seedling Production/Transplanting Services	3,431	124	714	688
F012	Survey Line Clearing Services	36	0	0	0
F014	Tree Thinning Services	48	95	75	415
F015	Well Drilling/Exploratory Services	14,084	4,872	3,671	1,155
F018	Other Range/Forest Improvements Svcs (non-const)	839	39-	77	35
F019	Other Wildlife Management Services	765	626	873	4,564
F020	Fisheries Resources Management Services	474	0	0	67
F021	Site Preparation	0	97	0	31
F099	Other Natural Resources & Conservation Services	24,445	37,977	30,414	19,810
F0	NATURAL RESOURCES & CONSERVATION SERVICES (F)	46,314	45,851	37,799	29,485
F101	Air Quality Support Services	2,743	4,818	4,995	572
F102	Surveys & Technical Support Rel to Air Pollution	406	268	405	0
F103	Water Quality Support Services	3,719	1,593	4,209	3,328
F104	Surveys & Technical Support Rel to Water Pollution	4,204	11,161	1,212	355
F105	Pesticides Support Services	125	425	455	270
F106	Toxic Substances Support Services	8,212	71	258	61
F107	Hazardous Substance Analysis	86,994	202,352	138,118	111,045
F108	Hazardous Substance Removal/Cleanup/Disposal Svcs	207,652	207,669	210,618	175,846
F109	Leaking Underground Storage Tank Support Services	8,431	11,527	10,182	8,582
F110	Dev of Environ Impact Statements & Assessments	4,942	9,824	7,616	2,227
F111	Surveys & Tech Support for Multiple Pollutants	1,592	58,307	7,221	267
F112	Oil Spill Cleanup, Removal, Disposal & Support	678	2,274	775	398
F999	Other Environ Svcs, Studies, & Analytical Support	291,283	241,212	229,289	166,357
F1	ENVIRONMENTAL SYSTEMS PROTECTION (F1)	620,981	751,501	615,353	469,308
TOTAL	Natural Resources and Conservation Svcs	667,295	797,352	653,152	498,793
G	Social Services				
G001	Care of Remains and/or Funeral Services	143	154	0	206
G002	Chaplain Services	405	412	343	203
G003	Recreational Services	2,828	1,424	1,310	1,085
G004	Social Rehabilitation Services	676	346	599	681
G007	Government Health Insurance Programs	344,454	290,281	152,322	137,441
G009	Non-Government Insurance Programs	229	268	314	265
G099	Other Social Services	12,627	11,403	10,197	9,403
TOTAL	Social Services	361,362	304,289	165,085	149,284
H	Quality Control, Testing & Inspection Services				
H110	Quality Control Svcs/Weapons	1,423	926	820	658
H112	Quality Control Svcs/Fire Control Equipment	45	497	988	144
H114	Quality Control Svcs/Guided Missiles	19,108	164,289	83,006	37,667
H115	Quality Control Svcs/Aircraft Structural Comps	0	0	176	61
H118	Quality Control Svcs/Space Vehicles	72,425	78,573	88,184	109,401
H119	Quality Control Svcs/Ships-Sml Craft-Docks	7,408	12,375	8,133	2,582
H120	Quality Control Svcs/Ship & Marine Equipment	0	50	3,790	4,885
H136	Quality Control Svcs/Special Industry Machinery	0	0	26	0
H144	Quality Control Svcs/Furnace-Steam Plant-Nucl Reac	152	94	220	77
H146	Quality Control Svcs/Water Purification Equipment	58	49	121	51
H149	Quality Control Svcs/Maintenance & Repair Shop Eq	0	0	179	0
H158	Quality Control Svcs/Communication Equipment	3,118	3,526	5,675	1,899
H159	Quality Control Svcs/Electrical & Elct Equip Comps	11,628	12,822	8,996	7,994
H161	Quality Control Svcs/Power Distribution Equipment	0	0	30	26

TABLE 2B. Other Services and Construction

(Continued)

(Amounts in Thousands of Dollars)

C O D E	DESCRIPTION	FISCAL YEAR			
		1994	1993	1992	1991
Quality Control, Testing & Inspection Services (CONT)					
H162	Quality Control Svcs/Lighting Fixtures & Lamps	0	39	0	0
H163	Quality Control Svcs/Alarm & Signal Systems	62	59	56	59
H166	Quality Control Svcs/Instruments & Lab Equipment	0	0	563	326
H170	Quality Control Svcs/ADP Equip & Supplies	0	0	0	879
H172	Quality Control Svcs/Household Furnishings	0	119	0	0
H173	Quality Control Svcs/Food Prep & Serving Equip	0	625-	1,876-	314
H174	Quality Control Svcs/Office Machines	73	0	0	0
H191	Quality Control Svcs/Fuels-Lubricants-Oils	0	110	0	255
H199	Quality Control Svcs/Miscellaneous Equipment	230	44,140	2,795	5,282
H1	Quality Control Services	115,730	317,044	201,880	172,560
H210	Equip & Mats Testing/Weapons	2,687	3,339	3,696	8,232
H212	Equip & Mats Testing/Fire Control Equipment	3,151	2,590	1,317	3,268
H213	Equip & Mats Testing/Ammo & Explosives	11,060	3,627	7,688	1,365
H214	Equip & Mats Testing/Guided Missiles	31,852	15,964	15,860	21,328
H215	Equip & Mats Testing/Aircraft Structural Comps	37,659	141,790	68,210	44,781
H216	Equip & Mats Testing/Aircraft Comps & Accys	8,224	7,610	4,058	32,074
H217	Equip & Mats Testing/Aircraft Gnd Handling Equip	0	0	0	111
H219	Equip & Mats Testing/Ships-Sml Craft-Docks	0	0	1,114	641
H220	Equip & Mats Testing/Ship & Marine Equipment	0	104	561	417
H223	Equip & Mats Testing/Vehicles-Trailers-Cycles	186	0	0	0
H226	Equip & Mats Testing/Tires & Tubes	0	152	69	78
H228	Equip & Mats Testing/Engines, Turbines & Comps	10,275	94	4,160	268
H230	Equip & Mats Testing/Mech Power Trans Equipment	60	163	0	0
H234	Equip & Mats Testing/Metalworking Machinery	48	0	0	0
H236	Equip & Mats Testing/Special Industry Machinery	95	0	0	89
H237	Equip & Mats Testing/Agricultural Machinery & Eq	195	0	0	0
H238	Equip & Mats Testing/Construction Equipment	0	129	0	0
H242	Equip & Mats Testing/Fire, Rescue & Safety Equip	1,460	2,166	1,589	2,262
H243	Equip & Mats Testing/Pumps & Compressors	0	153	0	0
H245	Equip & Mats Testing/Plumbing & Heating Equipment	0	0	0	25-
H247	Equip & Mats Testing/Pipe-Tubing-Hose-Fittings	333	0	81	76
H248	Equip & Mats Testing/Valves	0	0	53	0
H249	Equip & Mats Testing/Maintenance & Repair Ship Eq	38	56	0	0
H252	Equip & Mats Testing/Measuring Tools	0	1	144	299
H253	Equip & Mats Testing/Hardware & Abrasives	0	63	0	0
H254	Equip & Mats Testing/Prefab Structures	0	45	681	300
H258	Equip & Mats Testing/Communication Equipment	18,067	36,062	66,456	83,226
H259	Equip & Mats Testing/Electrical & Elct Equip Comps	2,438	156,530	6,725	5,484
H260	Equip & Mats Testing/Fiber Optic Mats & Comps	91	0	0	0
H261	Equip & Mats Testing/Power Distribution Equipment	0	65	0	0
H263	Equip & Mats Testing/Alarm & Signal Systems	0	0	168	85
H265	Equip & Mats Testing/Medical & Dental Equipment	0	27	0	0
H266	Equip & Mats Testing/Instruments & Lab Equipment	5,730	3,338	2,778	0
H269	Equip & Mats Testing/Training Aids & Devices	0	0	65	0
H270	Equip & Mats Testing/ADP Equip & Supplies	3,226	2,799	2,576	2,532
H291	Equip & Mats Testing/Fuels-Lubricants-Oils	360	180	715	292
H299	Equip & Mats Testing/Miscellaneous Equipment	161	541	101	302
H2	Equipment & Materials Testing	137,396	377,589	188,863	207,485
H310	Inspection Services/Weapons	0	0	0	2,306
H312	Inspection Services/Fire Control Equipment	26	0	69	0
H316	Inspection Services/Aircraft Comps & Accys	0	29	0	0
H319	Inspection Services/Ships-Sml Craft-Docks	0	71	0	0
H320	Inspection Services/Ship & Marine Equipment	26	0	120	0
H322	Inspection Services/Railway Equipment	0	0	0	54
H323	Inspection Services/Vehicles-Trailers-Cycles	1,538-	0	2,845	2,825
H338	Inspection Services/Construction Equipment	125	0	0	0
H342	Inspection Services/Fire, Rescue & Safety Equip	0	0	0	47
H344	Inspection Services/Furnace-Stream Plant-Nucl Reac	482	629	262	614
H346	Inspection Services/Water Purification Equipment	83	0	0	0
H348	Inspection Services/Valves	0	0	40	25
H354	Inspection Services/Prefab Structures	0	89	7,283	25
H358	Inspection Services/Communication Equipment	60	4,171	7,283	7,785
H359	Inspection Services/Electrical & Elct Equip Comps	52	0	0	465
H361	Inspection Services/Power Distribution Equipment	41	49	0	0
H365	Inspection Services/Medical & Dental Equipment	70	0	0	0
H370	Inspection Services/ADP Equip & Supplies	0	0	37	83
H391	Inspection Services/Fuels-Lubricants-Oils	0	124	93	221
H399	Inspection Services/Miscellaneous Equipment	203	270	2,118	1,619
H3	Inspection Services	370-	5,433	12,868	16,044

TABLE 2B. Other Services and Construction

(Continued)

(Amounts in Thousands of Dollars)

C O D E	DESCRIPTION	FISCAL YEAR			
		1994	1993	1992	1991
Quality Control, Testing & Inspection Services (CONTI)					
H913	Other Quality Cntl Svcs/Ammo & Explosives	0	0	115	0
H915	Other Quality Cntl Svcs/Aircraft Structural Comps	671	3,757	0	0
H916	Other Quality Cntl Svcs/Aircraft Comps & Accys	0	50	0	0
H920	Other Quality Cntl Svcs/Ship & Marine Equipment	451	387	0	0
H925	Other Quality Cntl Svcs/Tires & Tubes	0	0	30	0
H928	Other Quality Cntl Svcs/Engines, Turbines & Comps	582	782	0	0
H941	Other Quality Cntl Svcs/Refrigeration, AC Equip	0	57	53	65
H952	Other Quality Cntl Svcs/Measuring Tools	115	0	0	0
H954	Other Quality Cntl Svcs/Prefab Structures	173	0	0	0
H958	Other Quality Cntl Svcs/Communication Equipment	120	0	0	0
H959	Other Quality Cntl Svcs/Electrical & Elct Eq Comps	6,440	5,721	616	0
H961	Other Quality Cntl Svcs/Power Distribution Equip	0	50	204	0
H966	Other Quality Cntl Svcs/Instruments & Lab Equip	0	0	836	0
H970	Other Quality Cntl Svcs/ADP Equip & Supplies	0	0	836	0
H999	Other Quality Cntl, Testing & Inspection Services	79,265	76,653	67,842	70,879
H9	Other Quality Control, Testing & Inspection Svcs	87,818	87,458	69,695	70,944
TOTAL	Quality Control, Testing & Inspection Services	340,573	787,523	473,307	467,033
J Maintenance, Repair, & Rebuilding of Equipment					
J010	Maint & Repair of Eq/Weapons	27,091	23,663	42,458	32,166
J011	Maint & Repair of Eq/Nuclear Ordnance	1,117	404	697	611
J012	Maint & Repair of Eq/Fire Control Equipment	39,793	69,732	39,718	14,286
J013	Maint & Repair of Eq/Ammo & Explosives	47	748-	581	982
J014	Maint & Repair of Eq/Guided Missiles	194,568	181,394	301,017	763,815
J015	Maint & Repair of Eq/Aircraft Structural Comps	1,267,718	1,188,356	1,531,061	1,713,346
J016	Maint & Repair of Eq/Aircraft Comps & Accys	431,955	211,214	287,906	159,567
J017	Maint & Repair of Eq/Aircraft Gnd Handling Equip	20,655	28,754	25,072	53,983
J018	Maint & Repair of Eq/Space Vehicles	586	31	1,053	3,790
J019	Maint & Repair of Eq/Ships-Sml Craft-Docks	155,173	197,237	266,968	218,219
J020	Maint & Repair of Eq/Ship & Marine Equipment	33,956	28,298	46,097	49,765
J022	Maint & Repair of Eq/Railway Equipment	2,526	1,839	2,817	6,174
J023	Maint & Repair of Eq/Vehicles-Trailers-Cycles	84,071	90,275	168,818	59,513
J024	Maint & Repair of Eq/Tractors	478	2,834	1,013	2,900
J025	Maint & Repair of Eq/Vehicular Equipment Comps	9,882	6,500	5,778	1,506
J026	Maint & Repair of Eq/Tires & Tubes	18-	301	525	919
J028	Maint & Repair of Eq/Engines, Turbines & Comps	55,452	122,410	96,876	167,899
J029	Maint & Repair of Eq/Engine Accessories	3,993	15,358	18,611	10,172
J030	Maint & Repair of Eq/Mech Power Trans Equipment	1,907	1,135	534	1,988
J031	Maint & Repair of Eq/Bearings	31	20-	361	1,106
J032	Maint & Repair of Eq/Woodworking Machinery Equip	25	0	0	0
J034	Maint & Repair of Eq/Metalworking Machinery	3,254	7,160	8,957	11,322
J035	Maint & Repair of Eq/Service & Trade Equipment	1,750	1,064	755	1,638
J036	Maint & Repair of Eq/Special Industry Machinery	28,904	25,952	33,944	39,376
J037	Maint & Repair of Eq/Agricultural Machinery & Eq	438	182	6	0
J038	Maint & Repair of Eq/Construction Equipment	1,360	1,508	5,586	494
J039	Maint & Repair of Eq/Materials Handling Equipment	11,300	10,588	8,478	7,461
J040	Maint & Repair of Eq/Rope, Cable, Chain & Fittings	1,436	382	995	257
J041	Maint & Repair of Eq/Refrigeration, Air Cond Equip	27,424	33,877	22,847	16,281
J042	Maint & Repair of Eq/Fire, Rescue & Safety Equip	1,932	2,577	1,603	1,875
J043	Maint & Repair of Eq/Pumps & Compressors	4,336	3,039	1,819	3,341
J044	Maint & Repair of Eq/Furnace-Steam Plant-Nucl Reac	1,849	1,840	361	1,312
J045	Maint & Repair of Eq/Plumbing & Heating Equipment	3,089	2,604	6,382	6,850
J046	Maint & Repair of Eq/Water Purification Equipment	3,664	2,374	1,056	892
J047	Maint & Repair of Eq/Pipe-Tubing-Hose-Fittings	608	274	590	1,183
J048	Maint & Repair of Eq/Valves	688	917	962	116
J049	Maint & Repair of Eq/Maintenance & Repair Shop Eq	57,670	59,595	61,775	33,682
J051	Maint & Repair of Eq/Hand Tools	458	412	458	44
J052	Maint & Repair of Eq/Measuring Tools	2,399	1,372	630	100
J053	Maint & Repair of Eq/Hardware & Abrasives	277	127	142	41
J054	Maint & Repair of Eq/Prefab Structures	537	306	367	188
J055	Maint & Repair of Eq/Lumber & Millwork	868	507	93	406
J056	Maint & Repair of Eq/Construction Materials	1,171	1,342	2,766	355
J058	Maint & Repair of Eq/Communication Equipment	249,115	311,196	231,199	306,418
J059	Maint & Repair of Eq/Electrical & Elct Equip Comps	116,201	119,519	111,712	74,168-
J060	Maint & Repair of Eq/Fiber Optic Mats & Comps	229	118	53	8,364
J061	Maint & Repair of Eq/Power Distribution Equipment	1,425	2,213	3,060	4,254
J062	Maint & Repair of Eq/Lighting Fixtures & Lamps	259	264	637	33
J063	Maint & Repair of Eq/Alarm & Signal Systems	3,855	3,940	3,441	2,881
J065	Maint & Repair of Eq/Medical & Dental Equipment	25,310	27,128	27,522	20,543

TABLE 2B. Other Services and Construction

(Continued)

(Amounts in Thousands of Dollars)

C O D E	DESCRIPTION	FISCAL YEAR			
		1994	1993	1992	1991
Maintenance, Repair, & Rebuilding of Equipment (CONT)					
J066	Maint & Repair of Eq/Instruments & Lab Equipment	64,048	66,756	60,226	64,760
J067	Maint & Repair of Eq/Photographic Equipment	2,598	3,366	3,268	3,733
J068	Maint & Repair of Eq/Chemical Products	10,177	662	514	686
J069	Maint & Repair of Eq/Training Aids & Devices	230,978	227,049	185,846	109,791
J070	Maint & Repair of Eq/ADP Equip & Supplies	490,872	607,106	621,548	657,475
J071	Maint & Repair of Eq/Furniture	3,143	2,529	2,394	1,844
J072	Maint & Repair of Eq/Household Furnishings	22,255	22,984	28,788	22,102
J073	Maint & Repair of Eq/Food Prep & Serving Equip	3,094	1,025	1,849	708
J074	Maint & Repair of Eq/Office Machines	14,229	13,450	17,571	21,343
J075	Maint & Repair of Eq/Office Supplies & Devices	362	441	671	1,202
J076	Maint & Repair of Eq/Books-Maps-Pubs	260	32	576	710
J077	Maint & Repair of Eq/Musical Instruments-Radio	189	275	53	182
J078	Maint & Repair of Eq/Recreational Equipment	462	137	113	42
J079	Maint & Repair of Eq/Cleaning Equipment	42	349	242	2,207
J080	Maint & Repair of Eq/Brushes-Paints-Sealers	35	2,750	1,440	590
J081	Maint & Repair of Eq/Containers-Packaging	290	2,228	1,396	936
J083	Maint & Repair of Eq/Textiles-Leather-Furs	876	653	1,531	1,369
J084	Maint & Repair of Eq/Clothing - Individual	0	43	220	189
J085	Maint & Repair of Eq/Toiletries	0	338	42	2,495
J087	Maint & Repair of Eq/Agricultural Supplies	0	52	0	0
J088	Maint & Repair of Eq/Live Animals	27	0	97	29
J089	Maint & Repair of Eq/Subsistence	112	0	0	0
J091	Maint & Repair of Eq/Fuels-Lubricants-Oils	432	886	116	762
J093	Maint & Repair of Eq/Nonmetallic Fabricated Mats	0	398	894	278
J094	Maint & Repair of Eq/Nonmetallic Crude Materials	34	0	0	45
J095	Maint & Repair of Eq/Metal Bars & Sheets	14,214	9,720	8,095	4,649
J099	Maint & Repair of Eq/Miscellaneous Equipment	1,433,523	1,099,613	537,377	592,448
J0	Maintenance, Repair, & Rebuilding of Equipment	5,175,062	4,853,511	4,851,026	5,148,621
J998	Non-nuclear Ship Repair (East)	395,089	566,877	938,198	583,288
J999	Non-nuclear Ship Repair (West)	268,849	273,897	428,288	356,320
TOTAL	Maintenance, Repair, & Rebuilding of Equipment	5,839,000	5,694,285	6,217,512	6,088,229
K Modification of Equipment					
K010	Modification of Eq/Weapons	13,831	10,318	882	1,106
K012	Modification of Eq/Fire Control Equipment	1,182	6,829	9,512	4,905
K013	Modification of Eq/Ammo & Explosives	14	857	2,536	0
K014	Modification of Eq/Guided Missiles	64,243	109,604	138,185	82,396
K015	Modification of Eq/Aircraft Structural Comps	338,090	436,677	323,575	548,999
K016	Modification of Eq/Aircraft Comps & Accys	115,932	114,797	11,060	17,907
K017	Modification of Eq/Aircraft Gnd Handling Equip	12,615	7,043	667	3,099
K018	Modification of Eq/Space Vehicles	7,628	0	0	14
K019	Modification of Eq/Ships-Sml Craft-Docks	0	60	480	25,554
K020	Modification of Eq/Ship & Marine Equipment	0	236	1,797	17,457
K023	Modification of Eq/Vehicles-Trailers-Cycles	0	86	29	133
K024	Modification of Eq/Tractors	0	506	0	0
K025	Modification of Eq/Vehicular Equipment Comps	0	0	0	597
K028	Modification of Eq/Engines, Turbines & Comps	22,618	22,162	6,766	9,085
K029	Modification of Eq/Engine Accessories	4,752	3,853	1,167	1,597
K030	Modification of Eq/Mech Power Trans Equipment	65	65	0	0
K034	Modification of Eq/Metalworking Machinery	764	0	64	26
K035	Modification of Eq/Service & Trade Equipment	1,362	0	27	0
K036	Modification of Eq/Special Industry Machinery	0	0	46	372
K038	Modification of Eq/Construction Equipment	60	117	127	0
K039	Modification of Eq/Materials Handling Equipment	77	0	499	2,547
K040	Modification of Eq/Rope, Cable, Chain & Fittings	0	0	592	0
K041	Modification of Eq/Refrigeration, Air Cond Equip	212	172	0	0
K042	Modification of Eq/Fire, Rescue & Safety Equip	0	0	0	56
K043	Modification of Eq/Pumps & Compressors	294	112	0	60
K044	Modification of Eq/Furnace-Steam Plant-Nucl Reac	37	0	0	0
K045	Modification of Eq/Plumbing & Heating Equipment	198	0	98	0
K047	Modification of Eq/Pipe-Tubing-Hose-Fittings	0	244	0	0
K048	Modification of Eq/Valves	329	383	489	796
K049	Modification of Eq/Maintenance & Repair Shop Eq	2,065	1,012	987	76
K053	Modification of Eq/Hardware & Abrasives	0	34	0	0
K054	Modification of Eq/Prefab Structures	0	48	30	51
K056	Modification of Eq/Construction Materials	0	1,097	88	326
K058	Modification of Eq/Communication Equipment	281,290	292,254	241,680	144,664
K059	Modification of Eq/Electrical & Elct Equip Comps	36,810	36,956	39,120	56,115
K061	Modification of Eq/Power Distribution Equipment	0	263	399	0

TABLE 2B. Other Services and Construction

(Continued)

(Amounts in Thousands of Dollars)

C O D E	DESCRIPTION	FISCAL YEAR			
		1994	1993	1992	1991
	Modification of Equipment (CONT)				
K063	Modification of Eq/Alarm & Signal Systems	69	0	50	0
K066	Modification of Eq/Instruments & Lab Equipment	767	5,103	1,663	3,093
K067	Modification of Eq/Photographic Equipment	284	0	0	166
K068	Modification of Eq/Chemical Products	0	34	166	0
K069	Modification of Eq/Training Aids & Devices	123,624	80,833	95,966	66,669
K070	Modification of Eq/ADP Equip & Supplies	8,707	21,481	40,104	149,985
K071	Modification of Eq/Furniture	25	0	91	50
K072	Modification of Eq/Household Furnishings	0	0	41	0
K074	Modification of Eq/Office Machines	0	0	28	0
K076	Modification of Eq/Books-Maps-Pubs	0	2,464	0	0
K080	Modification of Eq/Brushes-Paints-Sealers	0	0	31	0
K081	Modification of Eq/Containers-Packaging	0	107	0	0
K084	Modification of Eq/Clothing - Individual	6,751	0	0	164
K085	Modification of Eq/Toiletries	0	0	51	0
K093	Modification of Eq/Nonmetallic Fabricated Mats	169	923	73	0
K099	Modification of Eq/Miscellaneous Equipment	93,477	138,674	158,597	74,918
TOTAL	Modification of Equipment	1,135,945	1,294,395	1,074,112	1,212,803
L	Technical Representative Services				
L010	Tech Rep Svcs/Weapons	385	0	423	1,824
L011	Tech Rep Svcs/Nuclear Ordnance	148-	275	8	437
L012	Tech Rep Svcs/Fire Control Equipment	1,473	1,279	2,217	1,881
L013	Tech Rep Svcs/Ammo & Explosives	757	211	195	0
L014	Tech Rep Svcs/Guided Missiles	271,037	291,048	152,832	201,783
L015	Tech Rep Svcs/Aircraft Structural Comps	63,196	61,749	56,849	79,490
L016	Tech Rep Svcs/Aircraft Comps & Accys	29,904	45,499	44,372	72,077
L017	Tech Rep Svcs/Aircraft Gnd Handling Equip	4,218	3,205	2,731	2,523
L018	Tech Rep Svcs/Space Vehicles	48,667	45,708	48,306	34,998
L019	Tech Rep Svcs/Ships-Sml Craft-Docks	197,355	112,175	103,026	60,940
L020	Tech Rep Svcs/Ship & Marine Equipment	6,576	7,293	7,434	8,411
L024	Tech Rep Svcs/Tractors	263	0	385	430
L025	Tech Rep Svcs/Vehicular Equipment Comps	100	297-	157-	350
L026	Tech Rep Svcs/Tires & Tubes	100	0	77	0
L028	Tech Rep Svcs/Engines, Turbines & Comps	4,063	1,411	8,557	6,624
L029	Tech Rep Svcs/Engine Accessories	189	370	536	346
L030	Tech Rep Svcs/Mech Power Trans Equipment	38	32	1,012	261
L031	Tech Rep Svcs/Bearings	0	44	0	0
L034	Tech Rep Svcs/Metalworking Machinery	30	0	0	0
L035	Tech Rep Svcs/Service & Trade Equipment	388	219	0	0
L036	Tech Rep Svcs/Special Industry Machinery	0	68	0	0
L038	Tech Rep Svcs/Construction Equipment	0	0	213	0
L039	Tech Rep Svcs/Materials Handling Equipment	0	233	0	0
L041	Tech Rep Svcs/Refrigeration, Air Cond Equip	88	0	76	173
L043	Tech Rep Svcs/Pumps & Compressors	0	39	65	36
L044	Tech Rep Svcs/Furnace-Steam Plant-Nucl Reac	0	0	33	0
L045	Tech Rep Svcs/Plumbing & Heating Equipment	0	202	326	0
L047	Tech Rep Svcs/Pipe-Tubing-Hose-Fittings	0	26	0	0
L048	Tech Rep Svcs/Valves	0	200-	231	0
L049	Tech Rep Svcs/Maintenance & Repair Shop Eq	0	155	0	403
L058	Tech Rep Svcs/Communication Equipment	105,979	88,247	78,528	47,319
L059	Tech Rep Svcs/Electrical & Elct Equip Comps	3,057	3,642	7,950	8,849
L060	Tech Rep Svcs/Fiber Optic Mats & Comps	0	0	26	303
L061	Tech Rep Svcs/Power Distribution Equipment	0	0	0	341
L063	Tech Rep Svcs/Alarm & Signal Systems	202	136	11	0
L065	Tech Rep Svcs/Medical & Dental Equipment	179	35	111	108
L066	Tech Rep Svcs/Instruments & Lab Equipment	1,135	4,028	26	184
L067	Tech Rep Svcs/Photographic Equipment	0	0	653	0
L068	Tech Rep Svcs/Chemical Products	923	349	0	0
L069	Tech Rep Svcs/Training Aids & Devices	1,788	1,457	7,001	8,184
L070	Tech Rep Svcs/ADP Equip & Supplies	18,256	13,856	28,633	22,909
L071	Tech Rep Svcs/Furniture	109	0	38	0
L074	Tech Rep Svcs/Office Machines	0	98	82	0
L076	Tech Rep Svcs/Books-Maps-Pubs	0	42	0	36
L078	Tech Rep Svcs/Recreational Equipment	0	32	0	0
L085	Tech Rep Svcs/Toiletries	5,462	4,764	2,892	223
L099	Tech Rep Svcs/Miscellaneous Equipment	124,769	138,208	116,906	119,625
TOTAL	Technical Representative Services	890,437	825,636	672,595	681,068

TABLE 2B. Other Services and Construction

(Continued)

(Amounts in Thousands of Dollars)

C O D E	DESCRIPTION	FISCAL YEAR			
		1994	1993	1992	1991
M	Operation of Government-Owned Facilities				
M111	Operation/Office Buildings	5,160	983	5,163	7,371
M112	Operation/Conference Space & Facilities	0	0	100	0
M119	Operation/Other Administrative & Service Buildings	392,449	147,886	457,493	500,583
M11	Administrative Facilities & Service Buildings	397,609	148,869	462,756	507,954
M121	Operation/Air Traffic Control Towers	577	3,712	3,485	721
M123	Operation/Radar & Navigational Facilities	98,193	134,747	139,901	145,024
M124	Operation/Airport Runways	358	823	692	1,064
M125	Operation/Airport Terminals	44,048	29,956	37,391	25,307
M126	Operation/Missile System Facilities	21,292	4,931	6,629	5,848
M127	Operation/Electronic & Communication Facilities	385,568	334,374	427,492	381,967
M129	Operation/Other Airfield Structures	1,349	3,773	8,336	2,792
M12	Airfield, Communications, & Missile Facilities	551,384	512,315	607,254	562,723
M131	Operation/Schools	0	0	0	15-
M139	Operation/Other Educational Buildings	0	0	0	439
M13	Educational Buildings	0	0	0	424
M141	Operation/Hospitals & Infirmaries	6,014	1,552	944	0
M142	Operation/Laboratories & Clinics	0	200	279	500
M149	Operation/Other Hospital Buildings	0	0	2,134	562
M14	Hospital Buildings	6,014	1,752	3,357	1,062
M151	Operation/Ammunition Facilities	421,489	644,935	1,134,861	979,629
M152	Operation/Maintenance Buildings	0	67,575	237,045	147,812
M153	Operation/Production Buildings	704	0	0	0
M155	Operation/Tank-Automotive Facilities	6,412	5,099	2,203	5,258
M159	Operation/Other Industrial Buildings	111,679	104,907	121,319	95,851
M15	Industrial Buildings	540,284	822,516	1,495,428	1,228,550
M161	Operation/Family Housing Facilities	6,808	7,261	6,377	5,018
M162	Operation/Recreational Buildings	41	74	80	69
M163	Operation/Troop Housing Facilities	138	310	1,005	44-
M164	Operation/Dining Facilities	2,781	496	2,386	1,544
M169	Operation/Other Residential Buildings	0	64	224	0
M16	Residential Buildings	9,768	8,205	10,072	6,587
M171	Operation/Ammunition Storage Buildings	0	40	1,629	7,022
M173	Operation/Fuel Storage Buildings	46,665	37,961	23,432	33,720
M179	Operation/Other Warehouse Buildings	5,611	4,336	32,899	19,720
M17	Warehouse Buildings	52,276	42,337	57,960	60,462
M181	Operation/Govt-Owned Contractor-Operated R&D Fac	615,835	384,253	142,058	140,350
M182	Operation/Govt-Owned Government-Operated R&D Fac	16,029	10,545	12,602	14,114
M18	Research & Development Facilities	631,863	394,797	154,661	154,464
M191	Operation/Museums & Exhibition Buildings	95	90	110	99
M192	Operation/Testing & Measurement Buildings	11,822	7,891	6,633	41,780
M199	Operation/Other Miscellaneous Buildings	114,613	130,729	180,397	227,591
M19	Other Buildings	126,530	138,710	187,141	269,470
M1	Construction of Structures & Facilities	2,315,728	2,069,502	2,978,627	2,791,696
M211	Operation/Dams	5,731	1,514	182	164
M219	Operation/Other Conservation & Dev Facilities	3,829	3,525	5,605	1,871
M21	Conservation & Development Facilities	9,560	5,039	5,787	2,035
M222	Highways, Roads, Streets, Bridges, and Railways	381	540	399	98
M22	Highways, Roads, Streets, Bridges, and Railways	381	540	399	98
M241	Operation/Fuel Supply Facilities	363	345	250	900
M242	Operation/Heating & Cooling Plants	7,836	3,290	5,972	5,410
M243	Operation/Pollution Abatement & Control Facilities	71	94	27	0

Prepared By: Washington Headquarters Services
Directorate For Information
Operations and Reports

TABLE 2B. Other Services and Construction

(Continued)

(Amounts in Thousands of Dollars)

C O D E	DESCRIPTION	FISCAL YEAR			
		1994	1993	1992	1991
Operation of Government-Owned Facilities (CONT)					
M244	Operation/Sewage & Waste Facilities	1,461	58	518	159
M245	Operation/Water Supply Facilities	1,070	1,020	1,020	862
M249	Operation/Other Utilities	3,856	842	1,071	989
M24	Utilities	14,657	3,608	8,859	8,320
M291	Operation/Recreation Facilities (Non-Building)	597	29	29	29
M293	Operation/Unimproved Real Property (Land)	783	704	692	731
M294	Operation/Waste Treatment & Storage Facilities	0	114	111	37
M299	Operation/All Other Non-Building Facilities	82,085	47,732	31,004	44,151
M29	Other Non-Building Facilities	83,466	48,579	31,836	44,948
M2	Non-Building Structures	108,063	57,765	46,881	55,401
TOTAL	Operation of Government-Owned Facilities	2,423,792	2,127,268	3,025,508	2,847,097
N Installation of Equipment					
N010	Installation of Eq/Weapons	104	1,581-	8,773	7,825
N012	Installation of Eq/Fire Control Equipment	88,812	76	0	155
N014	Installation of Eq/Guided Missiles	1,729	3,094	2,431	3,418
N015	Installation of Eq/Aircraft Structural Comps	7,050	7,605	7,000	63,071
N016	Installation of Eq/Aircraft Comps & Accys	5,071	20,184	0	0
N017	Installation of Eq/Aircraft Gnd Handling Equip	0	0	35	0
N020	Installation of Eq/Ship & Marine Equipment	131	0	0	0
N023	Installation of Eq/Vehicles-Trailers-Cycles	0	29	0	0
N028	Installation of Eq/Engines, Turbines & Comps	63,017	27,345	47,073	3,050
N034	Installation of Eq/Metalworking Machinery	0	0	194	0
N035	Installation of Eq/Service & Trade Equipment	0	32	31	0
N036	Installation of Eq/Special Industry Machinery	70	0	0	477
N038	Installation of Eq/Construction Equipment	10,263	0	50	6,690
N039	Installation of Eq/Materials Handling Equipment	218	3,316	413	474
N041	Installation of Eq/Refrigeration, Air Cond Equip	488	793	653	56
N042	Installation of Eq/Fire, Rescue & Safety Equip	145	34	29	248
N043	Installation of Eq/Pumps & Compressors	165	0	0	149
N044	Installation of Eq/Furnace-Steam Plant-Nucl Reac	30	2,696	0	0
N045	Installation of Eq/Plumbing & Heating Equipment	371	565	300	253
N046	Installation of Eq/Water Purification Equipment	0	78	190	59
N047	Installation of Eq/Pipe-Tubing-Hose-Fittings	0	0	323	52
N049	Installation of Eq/Maintenance & Repair Shop Eq	53	527	60	69
N054	Installation of Eq/Prefab Structures	0	0	541	0
N055	Installation of Eq/Lumber & Millwork	0	184	0	0
N056	Installation of Eq/Construction Materials	0	2,243	7,000	0
N058	Installation of Eq/Communication Equipment	32,011	19,604	10,032	175,695
N059	Installation of Eq/Electrical & Elct Equip Comps	41,269	52,369	66,731	45,239
N060	Installation of Eq/Fiber Optic Mats & Comps	299	821	850-	3,779
N061	Installation of Eq/Power Distribution Equipment	1,171	559	148	2,208
N062	Installation of Eq/Lighting Fixtures & Lamps	0	289	171	161
N063	Installation of Eq/Alarm & Signal Systems	1,172	602	376	1,307
N065	Installation of Eq/Medical & Dental Equipment	135	170	252	1,560
N066	Installation of Eq/Instruments & Lab Equipment	1,844	206	274	68
N067	Installation of Eq/Photographic Equipment	0	0	0	33
N069	Installation of Eq/Training Aids & Devices	5,791	9,707	4,657	5,048
N070	Installation of Eq/ADP Equip & Supplies	33,664	20,562	32,354	28,873
N071	Installation of Eq/Furniture	713	3,367	746	1,107
N072	Installation of Eq/Household Furnishings	1,030	295	1,461	866
N073	Installation of Eq/Food Prep & Serving Equip	0	74	715	239
N074	Installation of Eq/Office Machines	234	58	190	112
N075	Installation of Eq/Office Supplies & Devices	0	0	0	31
N077	Installation of Eq/Musical Instruments-Radio	0	0	49	0
N078	Installation of Eq/Recreational Equipment	364	56	61	35
N080	Installation of Eq/Brushes-Paints-Sealers	0	0	2,211	412
N081	Installation of Eq/Containers-Packaging	28	0	0	0
N083	Installation of Eq/Textiles-Leather-Furs	48	0	0	0
N091	Installation of Eq/Fuels-Lubricants-Oils	0	0	89	0
N093	Installation of Eq/Nonmetallic Fabricated Mats	0	184	0	0
N099	Installation of Eq/Miscellaneous Equipment	40,588	58,684	114,656	66,309
TOTAL	Installation of Equipment	338,079	234,828	309,419	419,128

TABLE 2B. Other Services and Construction

(Continued)

(Amounts in Thousands of Dollars)

C O D E	DESCRIPTION	FISCAL YEAR			
		1994	1993	1992	1991
P Salvage Services					
P100	Prep & Disposal of Excess & Surplus Property	2,400	12,208	30,867	71,870
P200	Salvage of Aircraft	0	0	46	0
P300	Salvage of Marine Vessels	82	240	193	707
P400	Demolition of Buildings	8,720	17,625	15,153	10,349
P500	Demolition of Structures or Fac (other than bldgs)	3,966	5,012	5,530	974
P999	Other Salvage Services	57,017	33,241	39,815	40,631
TOTAL	Salvage Services	72,185	68,326	91,604	124,531
Q Medical Services					
Q101	Dependent Medicare Services	123,001	136,423	133,425	131,659
Q201	General Health Care Services	88,386	92,403	89,900	100,467
Q301	Laboratory Testing Services	24,762	29,263	25,326	23,943
Q401	Nursing Services	25,494	37,846	35,755	16,866
Q403	Evaluation & Screening	344	44	159	120
Q501	Anesthesiology Services	1,608	617	97	1,443
Q502	Cardio-Vascular Services	267	333	79	1,893
Q503	Dentistry Services	12,454	16,440	14,111	19,861
Q504	Dermatology Services	49	168	118	0
Q506	Geriatric Services	2-	317	296	0
Q507	Gynecology	12,018	8,107	7,536	11,123
Q508	Hematology Services	717	994	159	855
Q509	Internal Medicine Services	1,386	1,364	1,606	1,519
Q510	Neurology Services	127	0	96-	146
Q511	Ophthalmology Services	0	33	27	87
Q512	Optometry Services	238	96	363	1,089
Q513	Orthopedic Services	1,350	1,510	1,035	168
Q514	Otolaryngology Services	26	57	216	4,207
Q515	Pathology Services	13,962	5,210	3,216	1,207
Q516	Pediatric Services	233	703	708	2,195
Q517	Pharmacology Services	1,786	1,674	1,570	645
Q518	Physical Medicine & Rehabilitation Services	118	357	775	239
Q519	Psychiatry Services	30,437	30,665	23,324	16,409
Q521	Pulmonary Services	0	26	59	192
Q522	Radiology Services	20,847	25,817	22,682	22,220
Q523	Surgery Services	202	591	616	0
Q524	Thoracic Services	41	0	0	95
Q525	Urology Services	0	0	58	1,874
Q526	Medical/Psychiatric Consultation Services	21,559	1,312	856	428
Q527	Nuclear Medicine	129	313	493	87,472
Q999	Other Medical Services	90,253	83,987	115,007	448,439
TOTAL	Medical Services	471,790	476,669	479,478	448,439
R Professional, Admin & Management Support Svcs					
R401	Personal Care Services	1,500	0	0	0
R404	Land Surveys, Cadastral Svcs (non-const)	42,125	28,458	17,551	15,016
R405	Operations Research and Quantitative Analysis Ser	9,859	8,339	12,247	12,707
R406	Policy Review/Development Services	24,078	12,807	8,560	5,269
R407	Program Evaluation Services	26,870	27,459	36,845	39,113
R408	Program Management/Support Services	888,587	773,572	795,067	967,973
R409	Program Review/Development Services	51,920	32,475	36,944	31,817
R411	Real Property Appraisal Services (SIC 6531)	471	1-	261	1,777
R412	Simulation	38,415	22,942	26,374	11,290
R413	Specifications Development Services	9,008	8,070	18,903	12,004
R414	Systems Engineering Services	1,255,200	1,343,249	1,400,189	1,290,666
R415	Technology Sharing/Utilization Services	72,009	49,330	58,679	40,636
R416	Veterinary/Animal Care Services	2,201	2,386	708	819
R418	Legal Services	16,396	19,157	5,666	4,314
R419	Educational Services	20,376	12,425	12,680	12,740
R420	Cert & Accred for prods & servs other than educ	1,732	838	477	375
R421	Technical Assistance	97,612	62,759	73,189	80,774
R422	Market Research and Public Opinion Services	2,365	0	75,569	2,623
R423	Intelligence Services	20,711	15,038	7,015	6,460
R424	Expert Witness	203,701	242,537	5,157	1,678
R425	Engineering Technical Services	2,498,744	2,553,692	2,052,114	1,817,671
R426	Communications Services	28,289	34,505	80,161	51,261
R427	Weather Reporting/Observation Services	2,019	4,715	1,240	425
R428	Industrial Hygienics	242	206	615	1,108
R497	Personal Services Contracts	262	624	5,855	3,655
R498	Patent and Trademark Services	306	0	0	0

Prepared By: Washington Headquarters Services
Directorate For Information
Operations and Reports

TABLE 2B. Other Services and Construction

(Continued)

(Amounts in Thousands of Dollars)

C O D E	DESCRIPTION	FISCAL YEAR			
		1994	1993	1992	1991
	Professional, Admin & Management Support Svcs (CONI)				
R499	Other Professional Services	403,065	467,531	668,284	408,348
R4	PROFESSIONAL SERVICE (R4)	5,718,061	5,723,112	5,400,349	4,820,519
R602	Courier & Messenger Services	2,059	682-	5,358	1,301
R603	Transcription Services	3,526	3,302	3,382	2,697
R604	Mailing & Distribution Services	14,177	10,200	10,114	10,127
R605	Library Services	5,154	6,203	3,264	3,455
R606	Court Reporting Services	190	29	469	0
R607	Word Processing/Typing Services	3,005	2,123	1,349	1,624
R608	Translation & Interpreting Services	8,752	7,260	1,753	835
R609	Stenographic Services	510	410	213	76
R610	Personal Property Management Services	904	423	613	890
R611	Credit Reporting Services	762	765	553	993
R612	Information Retrieval	6,491	9,686	8,707	1,212
R699	Other Administrative Support Services	39,841	58,738	45,636	30,246
R6	ADMINISTRATIVE SUPPORT SERVICES (R6)	85,370	98,456	81,410	53,456
R701	Advertising Services	99,342	69,456	71,101	102,021
R702	Data Collection Services	45,765	51,240	51,228	121,453
R703	Accounting Services	23,662	42,409	30,631	17,139
R704	Auditing Services	12,148	6,274	7,183	7,639
R705	Debt Collection Services	642	315	0	0
R706	Logistics Support Services	786,538	693,255	520,336	537,076
R707	Contract, Procurement & Acquisition Support Svcs	44,913	63,565	47,530	32,808
R708	Public Relations Services	3,378	2,507	3,671	6,552
R709	Ongoing Audit Operations Support	0	843	0	560
R799	Other Management Support Services	485,131	565,042	503,746	450,661
R7	MANAGEMENT SUPPORT SERVICES (R7)	1,501,518	1,494,905	1,235,426	1,275,909
TOTAL	Professional, Admin & Management Support Svcs	7,304,949	7,316,473	6,717,185	6,149,884
S	Utilities & Housekeeping Services				
S111	Gas Services	165,160	164,029	200,782	202,639
S112	Electric Services	866,973	898,733	853,528	897,564
S113	Telephone and/or Communications Services	123,095	187,683	225,304	309,819
S114	Water Services	75,885	90,084	71,584	84,864
S119	Other Utilities	165,317	174,758	116,158	183,222
S1	UTILITIES (S1)	1,396,430	1,515,288	1,467,356	1,678,108
S201	Custodial - Janitorial Services	311,923	345,325	365,732	335,160
S202	Fire Protection Services	5,953	3,854	3,331	5,689
S203	Food Services	305,887	294,661	310,521	340,393
S204	Fueling & Other Petroleum Svcs-Excluding Storage	22,426	21,658	19,296	15,282
S205	Trash/Garbage Collection Svcs-Incl Port San Svcs	149,188	220,421	124,260	106,255
S206	Guard Services	101,358	103,923	130,075	136,918
S207	Insect & Rodent Control Services	4,466	2,888	5,163	2,001
S208	Landscaping/Groundskeeping Services	107,702	106,521	102,186	83,846
S209	Laundry & Dry Cleaning Services	33,573	27,937	30,556	45,960
S211	Surveillance Services	1,952	1,038	1,424	1,589
S212	Solid Fuel Handling Services	223	121	374	137
S214	Carpet Laying & Cleaning Services	1,348	2,105	2,805	1,100
S215	Warehousing & Storage Services	37,911	52,263	31,812	35,879
S216	Facilities Operations Support Services	376,334	347,779	504,419	447,033
S217	Interior Plantscaping	0	31	31	105
S218	Snow Removal/Salt Services	1,516	1,270	679	1,268
S222	Waste Treatment & Storage	14,492	22,305	14,667	9,205
S299	Other Housekeeping Services	322,008	377,947	260,485	193,370
S2	HOUSEKEEPING SERVICES (S2)	1,798,260	1,932,046	1,906,816	1,761,190
TOTAL	Utilities & Housekeeping Services	3,194,690	3,447,334	3,374,172	3,439,298
T	Photographic, Mapping, Printing & Publication				
T001	Arts/Graphics Services	7,514	15,107	16,305	15,449

TABLE 2B. Other Services and Construction

(Continued)

(Amounts in Thousands of Dollars)

C O D E	DESCRIPTION	FISCAL YEAR			
		1994	1993	1992	1991
Photographic, Mapping, Printing & Publication (CONT)					
T002	Cartography Services	3,239	269	3,163	28,193
T003	Cataloging Services	352	212	268	119
T004	Charting Services	240	2,923	3,113	2,838
T005	Film Processing Services	220	63	494	3,127
T006	Film/Video Tape Production Services	12,564	3,154	4,254	6,995
T007	Microform Services	583	1,055	1,493	1,187
T008	Photogrammetry Services	1,491	1,371	571	616
T009	Aerial Photographic Services	4,277	2,851	1,224	763
T010	General Photographic Services - Still	15,520	17,662	19,062	15,728
T011	Print/Binding Services	3,910	1,594	889	1,180
T012	Reproduction Services	8,925	4,890	3,543	3,012
T013	Technical Writing Services	72,261	28,870	27,498	27,317
T014	Topography Services	1,544	243	321	470
T015	General Photographic Services - Motion	0	360	1,452	947
T016	Audio/Visual Services	12,237	9,265	9,747	13,492
T099	Other Photographic Mapping, Printing, & Pub Svcs	12,752	12,703	16,173	11,664
TOTAL	Photographic, Mapping, Printing & Publication	157,528	102,592	109,572	133,097
U Education & Training Services					
U001	Lectures for Training	3,868	6,353	6,787	7,599
U002	Personnel Testing	46,185	46,823	48,860	22,365
U003	Reserve Training (Military)	1,907	1,190	813	1,489
U004	Scientific & Management Education	2,250	3,551	4,667	4,501
U005	Tuition, Registration & Membership Fees	118,220	118,975	123,118	100,534
U006	Vocational/Technical	57,599	46,547	74,727	124,211
U007	Faculty Salaries for Dependent Schools	7,341	7,142	6,742	22,345
U008	Training/Curriculum Development	26,153	17,834	8,853	11,886
U009	Education Services	175,218	181,422	188,640	373,966
U010	Cert & Accred for Educational Institutions	957	252	395	195
U011	AIDS Training	0	405	0	0
U099	Other Education & Training Services	253,026	69,124	60,176	43,230
TOTAL	Education & Training Services	692,722	499,618	523,778	712,321
V Transportation, Travel & Relocation Svcs					
V002	Motor Pool Operations	31,769	18,186	21,623	21,061
V003	Packing/Crating Services	9,746	9,596	9,095	10,016
V111	Air Freight	7,038	15,604	13,912	27,300
V112	Motor Freight	9,527	14,085	15,585	5,434
V113	Rail Freight	211	146	0	53
V114	Stevedoring	77,149	80,682	164,824	287,961
V115	Vessel Freight	361,215	328,589	199,236	712,679
V119	Other Cargo & Freight Services	28,878	47,043	37,545	30,307
V11	CARGO AND FREIGHT SERVICES (V11)	484,019	486,149	431,102	1,063,734
V121	Air Charter for Things	292,021	221,863	161,481	791,399
V122	Motor Charter for Things	740	1,855	2,484	1,385
V123	Rail Charter for Things	0	1,798	0	4,190
V124	Marine Charter For Things	691,684	559,878	950,417	1,306,081
V125	Vessel Towing Service	6,024	5,673	7,819	3,300
V129	Other Vehicle Charter for Transportation of Things	27,042	2,665	18,496	12,474
V12	VEHICLE CHARTER FOR TRANSPORTATION OF THINGS (V12)	1,017,512	793,732	1,140,697	2,118,829
V1	TRANSPORTATION OF THINGS (V1)	1,501,531	1,279,880	1,571,799	3,182,563
V211	Air Passenger Service	69,110	66,748	78,134	63,211
V212	Motor Passenger Service	13,932	16,826	19,257	17,958
V213	Rail Passenger Service	300	1,771	137	0
V214	Marine Passenger Service	508	199	0	0
V21	PASSENGER SERVICES (V21)	83,851	85,544	97,528	81,169
V221	Passenger Air Charter Service	420,303	357,094	426,699	1,253,005
V222	Passenger Motor Charter Service	24,221	24,234	27,883	20,662

TABLE 2B. Other Services and Construction

(Continued)

(Amounts in Thousands of Dollars)

C O D E	DESCRIPTION	FISCAL YEAR			
		1994	1993	1992	1991
	Transportation, Travel & Relocation Svcs (CONT)				
V224	Passenger Marine Charter Service	663	742	164-	109
V225	Ambulance Service	1,701	1,527	1,246	2,234
V226	Taxicab Services	360	449	272	150
V22	VEHICLE CHARTER FOR PASSENGERS (OPERATORS) (V22)	447,247	384,045	455,936	1,276,160
	TRAVEL OF PERSONS (V2)	531,097	469,590	553,464	1,357,329
V231	Lodging - Hotel/Motel	30,774	27,564	23,901	41,980
V241	Military Personnel Recruitment	10,354	11,922	13,204	12,213
V301	Relocation Services	22,099	39,311	19,969	16,315
V302	Travel Agent Services	169	153	934	206
V999	Other Transportation Travel & Relocation Services	6,577	9,540	12,169	10,203
	OTHER TRANSPORTATION TRAVEL & RELOCATION SVCS (V3)	28,846	49,004	33,072	26,724
TOTAL	Transportation, Travel & Relocation Svcs	2,144,117	1,865,742	2,226,158	4,651,886
W	Lease or Rental of Equipment				
W010	Lease or Rental of Eq/Weapons	81	38	0	0
W015	Lease or Rental of Eq/Aircraft Structural Comps	10,368	5,370	1,338	1,979
W016	Lease or Rental of Eq/Aircraft Comps & Accys	46	0	0	0
W018	Lease or Rental of Eq/Space Vehicles	0	0	0	2,580
W019	Lease or Rental of Eq/Ships-Sml Craft-Docks	3,235	4,454	6,102	5,759
W020	Lease or Rental of Eq/Ship & Marine Equipment	9,866	25,528	28,935	783
W022	Lease or Rental of Eq/Railway Equipment	48	46	300	43
W023	Lease or Rental of Eq/Vehicles-Trailers-Cycles	17,706	20,146	25,515	61,086
W024	Lease or Rental of Eq/Tractors	152	231	882	708
W025	Lease or Rental of Eq/Vehicular Equipment Comps	236	45	0	0
W026	Lease or Rental of Eq/Tires & Tubes	82	202	0	0
W028	Lease or Rental of Eq/Engines, Turbines & Comps	0	75	30	253
W029	Lease or Rental of Eq/Engine Accessories	0	0	0	63
W030	Lease or Rental of Eq/Mech Power Trans Equipment	0	66	36	146
W032	Lease or Rental of Eq/Woodworking Machinery Equip	0	0	33	0
W034	Lease or Rental of Eq/Metalworking Machinery	64	37	138	165
W035	Lease or Rental of Eq/Service & Trade Equipment	1,090	681	1,548	1,349
W036	Lease or Rental of Eq/Special Industry Machinery	20,934	19,192	17,035	20,177
W037	Lease or Rental of Eq/Agricultural Machinery & Eq	77	0	0	0
W038	Lease or Rental of Eq/Construction Equipment	2,092	4,043	7,229	17,309
W039	Lease or Rental of Eq/Materials Handling Equipment	2,471	3,290	3,642	6,192
W041	Lease or Rental of Eq/Refrigeration, Air Cond Eq	564	409	418	1,234
W042	Lease or Rental of Eq/Fire, Rescue & Safety Equip	0	35	0	140
W043	Lease or Rental of Eq/Pumps & Compressors	944	1,494	1,395	1,028
W044	Lease or Rental of Eq/Furnace-Steam Plant-Reac	188	830	600	485
W045	Lease or Rental of Eq/Plumbing & Heating Equipment	910	1,859	3,748	21,124
W046	Lease or Rental of Eq/Water Purification Equipment	505	680	2,201	1,395
W048	Lease or Rental of Eq/Valves	0	200	414	0
W049	Lease or Rental of Eq/Maintenance & Repair Shop Eq	723	511	233	287
W052	Lease or Rental of Eq/Measuring Tools	92	500	242	639
W054	Lease or Rental of Eq/Prefab Structures	4,332	6,164	3,734	4,119
W056	Lease or Rental of Eq/Construction Materials	39	0	0	0
W058	Lease or Rental of Eq/Communication Equipment	297,049	181,172	184,746	173,394
W059	Lease or Rental of Eq/Electrical & Elct Eq Comps	57	0	28	64
W061	Lease or Rental of Eq/Power Distribution Equipment	1,083	1,114-	3,139	365
W062	Lease or Rental of Eq/Lighting Fixtures & Lamps	0	0	39	106
W063	Lease or Rental of Eq/Alarm & Signal Systems	1,428	2,659	2,002	1,968
W065	Lease or Rental of Eq/Medical & Dental Equipment	9,241	7,966	4,156	5,968
W066	Lease or Rental of Eq/Instruments & Lab Equipment	580	957	1,453	1,352
W067	Lease or Rental of Eq/Photographic Equipment	477	1,071	1,317	1,340
W068	Lease or Rental of Eq/Chemical Products	89	174	199	104
W069	Lease or Rental of Eq/Training Aids & Devices	10,741	7,432	4,927	6,664
W070	Lease or Rental of Eq/ADP Equip & Supplies	7,824	12,966	27,754	30,443
W071	Lease or Rental of Eq/Furniture	120	139	375	480
W072	Lease or Rental of Eq/Household Furnishings	1,239	1,665	2,301	1,518
W073	Lease or Rental of Eq/Food Prep & Serving Equip	265	1,260	925	1,113
W074	Lease or Rental of Eq/Office Machines	9,973	12,477	13,532	19,124
W075	Lease or Rental of Eq/Office Supplies & Devices	161	226	279	260
W076	Lease or Rental of Eq/Books-Maps-Pubs	61	132	105	403

TABLE 2B. Other Services and Construction

(Continued)

(Amounts in Thousands of Dollars)

C O D E	DESCRIPTION	FISCAL YEAR			
		1994	1993	1992	1991
	Lease or Rental of Equipment (CONT)				
W078	Lease or Rental of Eq/Recreational Equipment	0	34	29	0
W079	Lease or Rental of Eq/Cleaning Equipment	534	419	272	152
W081	Lease or Rental of Eq/Containers-Packaging	4,282	6,550	133	432
W083	Lease or Rental of Eq/Textiles-Leather-Furs	1,481	471	4,401	1,763
W084	Lease or Rental of Eq/Clothing - Individual	985	1,403	185	107
W085	Lease or Rental of Eq/Toiletries	29	50	72	0
W087	Lease or Rental of Eq/Agricultural Supplies	1	0	0	0
W089	Lease or Rental of Eq/Subsistence	0	565	0	0
W093	Lease or Rental of Eq/Nonmetallic Fabricated Mats	0	113	0	0
W099	Lease or Rental of Eq/Miscellaneous Equipment	8,316	11,011	10,657	18,610
TOTAL	Lease or Rental of Equipment	432,861	345,922	368,773	414,773
X	Lease or Rental of Facilities				
X111	Lease/Office Buildings	4,050	4,143	6,049	4,546
X112	Lease/Conference Space & Facilities	72	0	57	243
X119	Lease/Other Administrative & Service Buildings	1,232	660	382	1,055
X11	Administrative Facilities & Service Buildings	5,353	4,802	6,488	5,844
X124	Lease/Airport Runways	49	105	49	0
X127	Lease/Electronic & Communication Facilities	162	0	92	58
X129	Lease/Other Airfield Structures	131	0	67	41
X12	Airfield, Communications, & Missile Facilities	342	105	208	99
X131	Lease/Schools	371	284	284	237
X139	Lease/Other Educational Buildings	333	345	46	431
X13	Educational Buildings	704	628	330	668
X141	Lease/Hospitals & Infirmaries	31	0	0	0
X14	Hospital Buildings	31	0	0	0
X152	Lease/Maintenance Buildings	0	0	0	320
X159	Lease/Other Industrial Buildings	438	458	196	100
X15	Industrial Buildings	438	458	196	420
X161	Lease/Family Housing Facilities	15,223	33,259	20,406	17,177
X162	Lease/Recreational Buildings	30	0	0	176
X163	Lease/Troop Housing Facilities	939	1,238	2,063	2,053
X164	Lease/Dining Facilities	0	0	240	30
X165	Lease/Religious Facilities	64	71	0	0
X169	Lease/Other Residential Buildings	48	1,330	0	12,308
X16	Residential Buildings	16,303	35,896	22,709	31,744
X171	Lease/Ammunition Storage Buildings	0	0	0	427
X172	Lease/Food or Grain Storage Buildings	30	67	0	0
X173	Lease/Fuel Storage Buildings	46,150	86,157	72,261	62,121
X174	Lease/Open Storage Facilities	50	0	30	49
X179	Lease/Other Warehouse Buildings	833	713	994	439
X17	Warehouse Buildings	47,063	86,937	73,285	63,036
X191	Lease/Museums & Exhibition Buildings	0	30	0	0
X192	Lease/Testing & Measurement Buildings	25	0	55	0
X199	Lease/Other Miscellaneous Buildings	502	4,272	1,917	1,241
X19	Other Buildings	527	4,302	1,972	1,241
X1	Construction of Structures & Facilities	70,762	133,129	105,188	103,052
X224	Lease/Parking Facilities Construction	0	0	648	171
X22	Highways, Roads, Streets, & Bridges	0	0	648	171
X241	Lease/Fuel Supply Facilities	0	0	168	80
X244	Lease/Sewage & Waste Facilities	0	0	0	55

TABLE 2B. Other Services and Construction

(Continued)

(Amounts in Thousands of Dollars)

CODE	DESCRIPTION	FISCAL YEAR			
		1994	1993	1992	1991
	Lease or Rental of Facilities (CONT)				
X249	Lease/Other Utilities	0	42	342	33
X24	Utilities	0	42	510	168
X291	Lease/Recreation Facilities (Non-Building)	70	70	121	65
X294	Lease/Waste Treatment & Storage Facilities	0	44	0	0
X299	Lease/All Other Non-Building Facilities	47,312	97,936	64,024	102,068
X29	Other Non-Building Facilities	47,382	98,049	64,145	102,133
X2	Non-Building Structures	47,382	98,091	65,303	102,472
TOTAL	Lease or Rental of Facilities	118,144	231,220	170,491	205,524
Y	Construction of Structures & Facilities				
Y111	Office Buildings	217,825	164,326	150,193	74,150
Y112	Conference Space & Facilities	8,754	766	1,308	1,611
Y119	Other Administrative & Service Buildings	518,068	420,826	323,964	433,642
Y11	ADMIN FACILITIES & SERVICE BUILDINGS (Y11)	744,646	585,918	475,465	509,403
Y121	Air Traffic Control Towers	19,156	5,251	7,269	4,414
Y122	Air Traffic Control Training Facilities	3,585	1,562	208	3,743
Y123	Radar & Navigational Facilities	17,732	35,941	6,820	25,972
Y124	Airport Runways	81,953	15,095	60,589	29,806
Y125	Airport Terminals	3,613	10,037	1,306	146
Y126	Missile System Facilities	5,562	11,431	24,573	9,322
Y127	Electronic & Communication Facilities	69,490	40,003	29,434	263,988
Y129	Other Airfield Structures	322,019	203,166	360,719	204,353
Y12	AIRFIELD, COMM, & MISSILE FACILITIES (Y12)	523,109	322,486	490,917	541,744
Y131	Schools	79,657	41,110	24,245	21,261
Y139	Other Educational Buildings	147,581	58,332	120,364	170,696
Y13	EDUCATIONAL BUILDINGS (Y13)	227,237	99,442	144,609	191,957
Y141	Hospitals & Infirmaries	130,842	28,892	123,033	16,892
Y142	Laboratories & Clinics	23,918	10,576	31,145	9,251
Y149	Other Hospital Buildings	10,568	10,018	57,245	138,064
Y14	HOSPITAL BUILDINGS (Y14)	165,329	49,486	211,422	164,207
Y151	Ammunition Facilities	37,124	38,501	60,404	25,050
Y152	Maintenance Buildings	149,674	91,679	136,144	98,076
Y153	Production Buildings	3,034	2,050	7,386	11,650
Y154	Ship Construction & Repair Facilities	25,815	3,558	14,456	4,421
Y155	Tank-Automotive Facilities	19,537	1,431	14,311	11,865
Y159	Other Industrial Buildings	149,605	143,844	107,402	144,729
Y15	INDUSTRIAL BUILDINGS (Y15)	384,789	274,100	340,103	295,791
Y161	Family Housing Facilities	639,530	208,970	128,192	196,670
Y162	Recreational Buildings	10,593	19,404	15,771	27,396
Y163	Troop Housing Facilities	324,514	178,807	83,275	117,077
Y164	Dining Facilities	14,335	20,196	32,120	11,429
Y165	Religious Facilities	868	1,434	2,381	8,948
Y166	Penal Facilities	663	3,597	168	0
Y169	Other Residential Buildings	95,547	70,665	59,615	118,343
Y16	RESIDENTIAL BUILDINGS (Y16)	1,086,049	503,072	321,522	479,863
Y171	Ammunition Storage Buildings	13,419	11,315	5,267	9,052
Y172	Food or Grain Storage Buildings	19,355	3,730	3,683	336
Y173	Fuel Storage Buildings	18,617	12,673	17,272	1,976
Y174	Open Storage Facilities	9,177	16,885	8,837	5,731
Y179	Other Warehouse Buildings	177,337	118,020	79,808	131,490
Y17	WAREHOUSE BUILDINGS (Y17)	237,907	162,624	114,868	148,585

TABLE 2B. Other Services and Construction

(Continued)

(Amounts in Thousands of Dollars)

C O D E	DESCRIPTION	FISCAL YEAR			
		1994	1993	1992	1991
Construction of Structures & Facilities (CONT)					
Y181	Government-Owned Contractor-Operated R&D Fac	296	1,140	1,080	2,050
Y182	Government-Owned Government-Operated R&D Fac	14,980	7,864	2,389	35,192
Y183	GOCO Environmental Laboratories	1,441	0	0	0
Y18	RESEARCH & DEVELOPMENT FACILITIES (Y18)	16,717	9,003	3,470	37,242
Y191	Museums & Exhibition Buildings	14,062	16,419	8,422	10,502
Y192	Testing & Measurement Buildings	100,277	11,723	18,029	116,691
Y199	Other Miscellaneous Buildings	895,460	625,807	875,449	986,684
Y19	OTHER BUILDINGS (Y19)	1,009,799	653,949	901,900	1,113,877
Y1	CONSTRUCTION OF STRUCTURES & FACILITIES (Y1)	4,395,583	2,660,080	3,004,275	3,482,669
Y211	Dams	153,669	198,422	239,567	237,522
Y212	Canals	31,455	49,912	55,661	25,318
Y213	Mine Fire Control Facilities	46	0	87	316
Y214	Mine Subsidence Control Facilities	28	0	0	99
Y215	Surface Mine Reclamation Facilities	0	0	9,968	459
Y216	Dredging	296,134	261,150	319,499	251,129
Y219	Other Conservation & Development Facilities	459,635	424,758	357,971	405,340
Y21	CONSERVATION & DEVELOPMENT FACILITIES (Y21)	940,967	934,241	982,751	920,183
Y221	Airport Service Roads	13,088	5,626	13,923	5,863
Y222	Highways, Roads, Streets, Bridges and Railways	75,834	55,702	85,224	196,281
Y223	Tunnels & Subsurface Structures	7,336	4,454	2,611	23,638
Y224	Parking Facilities Construction	10,441	10,710	15,357	14,908
Y22	HIGHWAYS, ROADS, STREETS, BRIDGES AND RAIL (Y22)	106,698	76,492	117,114	240,690
Y231	EPG - Coal	207	686	286	32
Y232	EPG - Gas	114	984	59	0
Y233	EPG - Geothermal	0	0	232	47-
Y234	EPG - Hydro	3,608	1,368	0	273
Y235	EPG - Nuclear	359	0	0	0
Y236	EPG - Petroleum	16,991	57	35	96
Y237	EPG - Solar	586	0	0	0
Y239	EPG - Other, Including Transmission	18,496	7,590	5,779	7,770
Y23	ELECTRIC POWER GENERATION (EPG) FACILITIES (Y23)	40,362	10,686	6,390	8,124
Y241	Fuel Supply Facilities	55,844	13,387	46,503	54,806
Y242	Heating & Cooling Plants	21,965	12,550	17,034	14,056
Y243	Pollution Abatement & Control Facilities	82,904	63,533	24,196	6,181
Y244	Sewage & Waste Facilities	92,097	31,826	37,154	33,295
Y245	Water Supply Facilities	20,233	15,218	31,275	59,586
Y249	Other Utilities	123,877	106,271	37,877	65,194
Y24	UTILITIES (Y24)	396,921	242,786	194,039	233,118
Y291	Recreation Facilities (non-building)	11,854	23,107	21,786	19,697
Y292	Exhibit Design (non-building)	546	520	40	185
Y293	Unimproved Real Property (land)	4,965-	10,207	3,512	12,474
Y294	Waste Treatment & Storage Facilities	67,234	30,495	23,452	6,373
Y299	All Other Non-Building Facilities	651,799	362,961	386,607	558,739
Y29	OTHER NON-BUILDING FACILITIES (Y29)	726,468	427,290	435,397	597,468
Y2	NON-BUILDING STRUCTURES (Y2)	2,211,416	1,691,496	1,735,692	1,999,583
Y300	Restoration Activities	715	189,486	91,396	723
Y3	RESTORATION ACTIVITIES (Y3)	715	189,486	91,396	723
TOTAL	Construction of Structures & Facilities	6,607,715	4,541,062	4,831,363	5,482,975
Z	Maintenance, Repair or Alteration of Real Prop				
Z111	Maint/Office Buildings	212,211	206,013	197,393	219,214

TABLE 2B. Other Services and Construction

(Continued)

(Amounts in Thousands of Dollars)

C O D E	DESCRIPTION	FISCAL YEAR			
		1994	1993	1992	1991
Maintenance, Repair or Alteration of Real Prop (CONT)					
Z112	Maint/Conference Space & Facilities	5,708	1,695	2,446	791
Z119	Maint/Other Administrative & Service Buildings	329,137	275,901	255,020	265,045
Z11	Maint/Admin Facilities & Service Buildings	547,055	483,609	454,859	485,050
Z121	Maint/Air Traffic Control Towers	17,225	8,279	6,858	4,854
Z122	Maint/Air Traffic Control Training Facilities	6,878	10,044	9,455	13,472
Z123	Maint/Radar & Navigational Facilities	5,412	4,166	3,114	5,962
Z124	Maint/Airport Runways	75,615	91,676	41,747	106,273
Z125	Maint/Airport Terminals	3,712	2,204	5,936	9,037
Z126	Maint/Missile System Facilities	12,630	18,250	16,566	7,181
Z127	Maint/Electronic & Communication Facilities	33,793	39,505	43,876	53,414
Z129	Maint/Other Airfield Structures	92,593	116,090	87,519	75,676
Z12	Maint/Airfield, Comm, & Missile Facilities	247,859	290,215	215,071	275,869
Z131	Maint/Schools	23,777	12,442	19,729	21,418
Z139	Maint/Other Educational Buildings	23,559	23,915	18,181	34,249
Z13	Maint/Educational Buildings	47,336	36,357	37,910	55,667
Z141	Maint/Hospitals & Infirmaries	92,778	37,631	44,668	60,367
Z142	Maint/Laboratories & Clinics	18,650	11,095	7,656	15,634
Z149	Maint/Other Hospital Buildings	26,740	8,364	10,256	18,504
Z14	Maint/Hospital Buildings	138,168	57,090	62,581	94,505
Z151	Maint/Ammunition Facilities	20,362	10,875	10,360	15,127
Z152	Maint/Maintenance Buildings	115,897	94,544	81,504	108,081
Z153	Maint/Production Buildings	54,757	44,406	63,170	33,103
Z154	Maint/Ship Construction & Repair Facilities	2,645	11,374	6,640	11,196
Z155	Maint/Tank-Automotive Facilities	6,664	10,009	2,935	2,675
Z159	Maint/Other Industrial Buildings	92,889	123,743	105,738	132,027
Z15	Maint/Industrial Buildings	293,216	294,951	270,347	302,209
Z161	Maint/Family Housing Facilities	628,686	616,575	403,566	497,369
Z162	Maint/Recreational Buildings	32,883	30,695	29,948	31,107
Z163	Maint/Troop Housing Facilities	271,812	211,017	98,490	148,852
Z164	Maint/Dining Facilities	27,022	17,504	18,638	36,625
Z165	Maint/Religious Facilities	4,627	3,192	6,276	4,869
Z166	Maint/Penal Facilities	5,262	697	2,876	96
Z169	Maint/Other Residential Buildings	45,542	56,175	40,046	49,957
Z16	Maint/Residential Buildings	1,015,834	935,854	599,841	768,683
Z171	Maint/Ammunition Storage Buildings	6,945	4,260	8,095	8,159
Z172	Maint/Food or Grain Storage Buildings	3,335	2,629	3,201	5,736
Z173	Maint/Fuel Storage Buildings	6,500	10,331	9,767	9,861
Z174	Maint/Open Storage Facilities	4,109	5,782	3,200	4,196
Z179	Maint/Other Warehouse Buildings	96,450	94,881	51,914	64,783
Z17	Maint/Warehouse Buildings	117,340	117,883	76,177	92,735
Z181	Maint/Government-Owned Contractor-Operated R&D Fac	2,458	26	3,186	341
Z182	Maint/Government-Owned Government-Operated R&D Fac	23,963	7,007	27,834	25,853
Z183	Maint/GOCO Environmental Laboratories	0	0	70	923
Z184	Maint/GOGO Environmental Laboratories	562	66	177	62
Z18	Maint/Research & Development Facilities	26,982	7,099	31,267	27,179
Z191	Maint/Museums & Exhibition Buildings	7,178	3,386	3,105	2,305
Z192	Maint/Testing & Measurement Buildings	15,846	9,726	2,059	4,997
Z199	Maint/Other Miscellaneous Buildings	612,045	535,292	496,811	598,051
Z19	Maint/Other Buildings	635,069	548,404	501,975	605,353
Z1	Maintenance of Structures & Facilities	3,068,858	2,771,464	2,250,028	2,707,250
Z211	Maint/Dams	86,510	37,855	21,124	11,577
Z212	Maint/Canals	5,677	4,044	1,600	3,589
Z213	Maint/Mine Fire Control Facilities	1,482	601	1,209	648
Z214	Maint/Mine Subsidence Control Facilities	284	472	0	416

TABLE 2B. Other Services and Construction

(Concluded)

(Amounts in Thousands of Dollars)

C O D E	DESCRIPTION	FISCAL YEAR			
		1994	1993	1992	1991
	Maintenance, Repair or Alteration of Real Prop (CONT)				
Z215	Maint/Surface Mine Reclamation Facilities	58	119	0	527
Z216	Maint/Dredging	87,453	69,367	121,930-	57,941
Z219	Maint/Other Conservation & Development Facilities	139,857	122,697	86,224	81,166
Z21	Maint/Conservation & Development Facilities	321,321	235,154	11,774-	155,864
Z221	Maint/Airport Service Roads	15,174	15,773	9,619	28,872
Z222	Maint/Highways, Roads, Streets, & Bridges	177,146	199,666	174,808	215,296
Z223	Maint/Tunnels & Subsurface Structures	10,839	9,814	25,182	43,758
Z224	Maint/Parking Facilities Construction	14,406	20,592	23,477	22,833
Z22	Maint/Highways, Roads, Streets, & Bridges	217,566	245,845	233,086	310,759
Z231	Maint/EPG - Coal	1,007	2,611	344	163
Z232	Maint/EPG - Gas	1,677	1,805	136	1,115
Z233	Maint/EPG - Geothermal	0	0	0	199
Z234	Maint/EPG - Hydro	8,271	1,304	5,854	1,793
Z235	Maint/EPG - Nuclear	63	0	0	0
Z236	Maint/EPG - Petroleum	2,606	1,356	3,275	1,035
Z237	Maint/EPG - Solar	60	142	0	0
Z239	Maint/EPG - Other, Including Transmission	10,895	13,838	11,618	22,058
Z23	Maint/Electric Power Generation (EPG) Facilities	24,579	21,056	21,228	26,363
Z241	Maint/Fuel Supply Facilities	36,693	47,403	42,130	40,568
Z242	Maint/Heating & Cooling Plants	39,686	27,631	26,540	43,350
Z243	Maint/Pollution Abatement & Control Facilities	11,461	59,738	9,589	20,311
Z244	Maint/Sewage & Waste Facilities	59,502	69,761	52,401	51,107
Z245	Maint/Water Supply Facilities	31,045	40,673	29,174	46,585
Z249	Maint/Other Utilities	132,431	100,727	296,490	135,565
Z24	Maint/Utilities	310,819	345,934	456,325	337,486
Z291	Maint/Recreation Facilities (Non-Building)	12,670	14,460	13,257	17,221
Z292	Maint/Exhibit Design (Non-Building)	257	431	540	456
Z293	Maint/Unimproved Real Property (Land)	96,093	8,540	6,844	11,137
Z294	Maint/Waste Treatment & Storage Facilities	16,121	15,820	7,178	8,674
Z299	Maint/All Other Non-Building Facilities	548,923	476,111	417,204	446,330
Z29	Maint/Other Non-Building Facilities	674,063	515,363	445,024	483,818
Z2	Maint/Non-Building Structures	1,548,348	1,363,352	1,143,889	1,314,290
Z300	Maint/Restoration Activities	73,347	2,329	4,896	1,954
Z3	Maint/Restoration Activities	73,347	2,329	4,896	1,954
TOTAL	Maintenance, Repair or Alteration of Real Prop	4,690,554	4,137,145	3,398,813	4,023,494
	T O T A L OTHER SERVICES AND CONSTRUCTION	43,947,795	40,651,496	39,923,462	42,251,201

TABLE 3

**Net Value of
Prime Contract Awards Over \$25,000
for Supplies and Equipment,
by Federal Supply Classification
Code and Description:
FYs 1994, 1993, 1992, and 1991**

TABLE 3A. Summary of Supplies and Equipment

(Amounts in Thousands of Dollars)

C O D E	DESCRIPTION	FISCAL YEAR			
		1994	1993	1992	1991
10	Weapons	700,955	873,945	1,075,817	997,999
11	Nuclear Ordnance	2,160	22,235	21,970	24,099
12	Fire Control Equipment	553,071	648,576	708,564	736,018
13	Ammunition and Explosives	1,068,489	2,259,201	2,072,979	2,878,646
14	Guided Missiles	4,597,997	5,787,461	6,403,474	8,636,713
15	Aircraft & Airframe Structural Components	13,078,529	13,111,801	13,722,451	12,204,645
16	Aircraft Components and Accessories	1,170,103	1,439,239	1,500,066	2,093,323
17	Acft Launching, Ldg, & Gnd Handling Equip	82,285	246,780	143,720	162,292
18	Space Vehicles	166,101	302,694	749,562	666,304
19	Ships, Sml Cft, Pontoons & Floating Docks	3,480,257	5,025,548	3,836,355	4,721,083
20	Ship and Marine Equipment	137,088	161,129	156,034	184,521
22	Railway Equipment	19,281	15,117	12,227	4,260
23	Gnd Effect Veh, Motor Veh, Trailers & Cys	2,006,503	2,866,885	2,299,391	3,681,538
24	Tractors	26,676	9,149	19,964	13,991
25	Vehicular Equipment Components	355,406	385,426	479,545	873,484
26	Tires and Tubes	33,937	90,844	115,035	124,698
28	Engines, Turbines, and Components	2,832,339	2,604,342	2,852,379	4,124,962
29	Engine Accessories	176,758	163,669	196,797	326,587
30	Mechanical Power Transmission Equipment	60,138	61,666	83,823	181,841
31	Bearings	51,852	85,608	81,111	92,797
32	Woodworking Machinery and Equipment	1,084	2,227	2,772	563
34	Metalworking Machinery	53,815	76,102	114,601	136,610
35	Service and Trade Equipment	7,419	8,089	18,568	17,471
36	Special Industry Machinery	173,118	88,662	115,699	99,002
37	Agricultural Machinery and Equipment	3,814	17,290	6,194	6,574
38	Const, Mining, Excavating & Hwy Maint Eq	107,398	88,024	110,832	83,955
39	Materials Handling Equipment	220,214	233,628	239,125	320,725
40	Rope, Cable, Chain and Fittings	12,054	19,194	23,052	33,260
41	Refrigeration, AC & Air Circulating Equip	72,277	114,364	62,090	115,621
42	Fire Fight, Rescue & Safety Eq; Env Prot Eq & Mat	121,810	158,602	186,891	336,920
43	Pumps and Compressors	72,942	98,754	105,453	127,183
44	Furnace, Steam Plant, Drying Equip & Nucl	270,067	919,577	277,018	406,569
45	Plumbing, Heating & Sanitation Equipment	16,513	17,437	21,147	23,895
46	Water Purification & Sewage Treatment Eq	16,343	49,572	14,614	38,184
47	Pipe, Tubing, Hose & Fittings	47,858	60,518	74,984	91,771
48	Valves	76,197	78,805	95,387	121,153
49	Maintenance & Repair Shop Equipment	352,975	394,840	399,107	402,554
51	Hand Tools	19,778	22,557	31,274	19,998
52	Measuring Tools	7,389	5,200	3,604	2,277
53	Hardware and Abrasives	73,851	91,671	109,764	64,753
54	Prefabricated Structures & Scaffolding	96,490	104,422	130,630	141,184
55	Lumber, Millwork, Plywood & Veneer	13,226	15,210	16,208	20,914
56	Construction & Building Materials	51,122	54,259	68,523	105,910
58	Communication, Detection, & Coherent Radiation Eq	4,800,108	5,548,108	5,146,576	6,345,127
59	Electrical & Electronic Equip Components	1,016,947	1,202,496	1,109,750	2,430,366

TABLE 3A. Summary of Supplies and Equipment

(Concluded)

(Amounts in Thousands of Dollars)

C O D E	DESCRIPTION	FISCAL YEAR			
		1994	1993	1992	1991
60	Fiber Optics Mats, Components, Assemblies, & Accys	58,574	81,226	34,558	80,536
61	Electric Wire & Power Distribution Equip	534,085	445,934	684,968	620,171
62	Lighting Fixtures and Lamps	33,949	40,673	38,438	64,614
63	Alarm, Signal, & Security Detection Systems	31,165	54,712	36,214	50,433
65	Medical, Dental, & Veterinary Eq & Sup	348,608	385,731	446,557	817,691
66	Instruments and Laboratory Equipment	769,235	855,072	1,067,008	1,349,412
67	Photographic Instruments	35,402	37,857	46,135	62,526
68	Chemicals and Chemical Products	240,848	207,729	104,891	185,903
69	Training Aids and Devices	646,897	494,915	716,192	652,669
70	ADP Eq, Software (Inc Firm), Supplies & Support Eq	2,213,472	2,136,571	2,061,194	1,961,085
71	Furniture	269,622	283,454	305,707	318,195
72	Household & Coml Furnishings & Appliances	41,923	37,676	34,518	93,293
73	Food Preparation and Serving Equipment	25,630	17,861	31,980	70,976
74	Office Machines & Visible Record Equipment	18,680	15,715	15,992	14,413
75	Office Supplies and Devices	7,011	12,666	13,913	25,763
76	Books, Maps, Other Publications	160,304	138,893	162,611	147,514
77	Musical Inst, Phonographs, Home Type Radio	1,602	3,465	4,767	3,821
78	Recreational and Athletic Equipment	10,537	9,031	11,526	11,175
79	Cleaning Equipment and Supplies	21,340	37,036	33,593	38,950
80	Brushes, Paints, Sealers and Adhesives	3,678	9,650	6,380	8,683
81	Containers, Packaging & Packing Supplies	136,607	168,004	116,147	249,290
83	Tex, Lthr, Fur, Apparel & Shoe Findng, Tent & Flag	133,984	153,486	77,424	133,012
84	Clothing, Individual Equipment & Insignia	511,731	537,716	588,476	1,254,735
85	Toiletries	35,749	44,424	27,658	54,996
87	Agricultural Supplies	6,699	7,606	8,638	12,340
88	Live Animals	107	478	775	689
89	Subsistence	1,577,870	1,826,181	1,571,480	2,370,239
91	Fuels, Lubricants, Oils and Waxes	4,549,887	4,503,437	3,591,208	6,002,094
93	Nonmetallic Fabricated Materials	12,255	14,400	12,478	33,755
94	Nonmetallic Crude Materials	17,344	0	12,974	182
95	Metal Bars, Sheets and Shapes	31,204	27,061	61,180	47,462
96	Ores, Minerals, and Their Primary Products	4,019	8,170	113,669	4,994
99	Miscellaneous	1,547,374	2,542,180	2,729,662	2,562,925
	T O T A L SUPPLIES AND EQUIPMENT	52,342,127	60,769,923	59,784,042	73,527,876

TABLE 3B. Supplies and Equipment

(Amounts in Thousands of Dollars)

C O D E	DESCRIPTION	FISCAL YEAR			
		1994	1993	1992	1991
Weapons					
1005	Guns, through 30 mm	166,239	324,693	251,980	350,423
1010	Guns, over 30 mm up to 75 mm	30,388	26,192	28,983	30,298
1015	Guns, 75 mm through 125 mm	28,825	53,546	79,435	62,957
1020	Guns, over 125 mm through 150 mm	21,538	40,312	59,324	51,481
1025	Guns, over 150 mm through 200 mm	104,961	66,118	27,449	21,359
1030	Guns, over 200 mm through 300 mm	203	42-	970-	493
1035	Guns, over 300 mm	0	0	0	84
1040	Chemical Weapons and Equipment	187	57	1,181	418
1045	Launchers, Torpedo and Depth Charge	61,730	2,216	61,156	9,759
1055	Launchers, Rocket and Pyrotechnic	20,848	24,931	35,836	45,530
1070	Nets and Booms, Ordnance	160	0	145	0
1075	Degaussing and Mine Sweeping Equipment	6,107	5,187	6,046	16,570
1080	Camouflage and Deception Equipment	3,115	13,229	9,574	50,149
1090	Assy Intrcng Btwn Wpns In 2 or More Class	5,195	487	991	120
1095	Miscellaneous Weapons	251,461	317,021	514,688	358,358
TOTAL	Weapons	700,955	873,945	1,075,817	997,999
Nuclear Ordnance					
1105	Nuclear Bombs	0	53-	96-	458
1110	Nuclear Projectiles	1,780	625	1,869	0
1115	Nuclear Warheads and Warhead Sections	462	27	3,836-	1,187
1135	Fusing and Firing Devices, Nucl Ordnance	1,429-	1,141	1,108	3,427
1140	Nuclear Components	0	232	0	241
1145	Explosive and Pyrotechnic Comps, Nucl Ord	0	0	280	1,960
1190	Specilized Test and Handling Eq, Nucl Ord	1,105	20,277	24,057	11,417
1195	Miscellaneous Nuclear Ordnance	243	13-	1,413-	5,409
TOTAL	Nuclear Ordnance	2,160	22,235	21,970	24,099
Fire Control Equipment					
1210	Fire Control Directors	12,332	4,350	17,958	55,014
1220	Fire Control Computing Sights & Devices	1,852	85,862	16,876	58,451
1230	Fire Control Systems, Complete	26,070	91,064	100,155	116,512
1240	Optical Sighting and Ranging Equipment	94,913	84,059	146,798	167,668
1250	Fire Control Stabilizing Mechanisms	59	56-	4,029	711
1260	Fire Cntl Designating & Indicating Equip	97,250	64,481	104,387	22,559
1265	Fire Control Transmitting & Receiving Eq	4,194	9,885	29,772	19,817
1270	Aircraft Guntery Fire Control Components	153,755	156,152	183,477	161,052
1280	Aircraft Bombing Fire Control Components	26,157	75,037	29,698	19,093
1285	Fire Control Radar Equip, Except Airborne	19,608	20,055	12,199	33,671
1287	Fire Control Sonar Equipment	4,289	2,752	17,448	12,286
1290	Miscellaneous Fire Control Equipment	112,592	54,935	45,768	69,184
TOTAL	Fire Control Equipment	553,071	648,576	708,564	736,018
Ammunition and Explosives					
1305	Ammunition, through 30 mm	116,891	175,748	227,881	280,055
1310	Ammunition, over 30 mm up to 75 mm	17,473	54,297	33,948	43,363
1315	Ammunition, 75 mm through 125 mm	231,994	310,260	500,174	630,901
1320	Ammunition, over 125 mm	18,171	123,327	190,722	178,360
1325	Bombs	313,014	764,578	408,259	500,433
1330	Grenades	13,048	14,267	46,179	67,160
1336	Guided Msl Warheads and Explosive Comps	25,260	105,211	15,178	49,264
1337	Guide Msl & Space Veh Explo Un, Fuel, Comp	24,623	12,022	24,651	37,619
1338	Guide Msl and Sp Veh Inert Un, Fuel, Comp	34,569	50,978	12,559	6,117
1340	Rockets, Rocket Ammunition & Rocket Comps	1,121	71,067	93,586	76,063
1345	Land Mines	43,179	27,532	49,052-	65,572
1350	Underwater Mine Inert Components	9,290	4,137	11,691	13,082
1351	Underwater Mine Explosive Components	1,732	711	4,979	5,400
1355	Torpedo Inert Components	74,474	294,879	115,307	258,833
1356	Torpedo Explosive Components	4,790	5,993	25,979	235,270
1360	Depth Charge Inert Components	0	108	0	953-
1361	Depth Charge Explosive Components	2,193	189	0	0
1365	Military Chemical Agents	0	341	2,498	550
1370	Pyrotechnics	31,368	39,844	64,768	59,087
1375	Demolition Materials	10,717	15,693	38,357	8,958
1376	Bulk Explosives	24,326-	10,552	35,552	127,477
1377	Cartridge & Propellant Actuated Dv & Comps	62,694	70,983	55,472	72,692

TABLE 3B. Supplies and Equipment

(Continued)

(Amounts in Thousands of Dollars)

C O D E	DESCRIPTION	FISCAL YEAR			
		1994	1993	1992	1991
Ammunition and Explosives (CONT)					
1385	Surface Use Explo Ord Disposal Tools & Eq	5,794	4,587	5,090	4,447
1386	Undwtr Use Explo Ord Disposal Tools & Eq	130	859	1,946	2,951
1390	Fuses and Primers	34,429	90,766	200,617	140,543
1395	Miscellaneous Ammunition	13,074	11,622	1,199	4,058
1398	Specilized Ammo Handling and Svcing Equip	2,788	1,351-	5,440	11,344
TOTAL	Ammunition and Explosives	1,068,489	2,259,201	2,072,979	2,878,646
Guided Missiles					
1410	Guided Missiles	2,446,280	2,318,874	2,253,845	3,579,608
1420	Guided Missile Components	1,110,408	853,019	1,271,642	1,065,139
1425	Guided Missile Systems, Complete	241,570	954,172	1,543,154	1,686,492
1427	Guided Missile Subsystems	109,012	179,222	215,442	440,475
1430	Guided Missile Remote Control Systems	70,801	302,664	187,497	407,472
1440	Launchers, Guided Missile	361,832	398,075	740,721	479,155
1450	Guided Missile Handling & Servicing Equip	258,094	781,434	191,174	978,372
TOTAL	Guided Missiles	4,597,997	5,787,461	6,403,474	8,636,713
Aircraft & Airframe Structural Components					
1510	Aircraft Fixed Wing	12,035,431	10,016,768	10,222,118	10,228,186
1520	Aircraft Rotary Wing	678,693	2,039,807	2,096,608	1,061,659
1540	Gliders	29	0	0	0
1550	Drones	146,871	183,793	155,166	78,096
1560	Airframe Structural Components	217,504	871,433	1,248,559	836,704
TOTAL	Aircraft & Airframe Structural Components	13,078,529	13,111,801	13,722,451	12,204,645
Aircraft Components and Accessories					
1610	Aircraft Propellers	20,205	24,774	22,531	25,717
1615	Helicopter Rotor Blades, Drive Mechanisms & Compon	213,793	221,871	221,860	446,772
1620	Aircraft Landing Gear Components	31,077	43,743	42,061	91,641
1630	Aircraft Wheel and Brake Systems	58,868	28,909	40,276	63,884
1650	Acft Hydraulic, Vacuum & De-icing Sys Comp	86,663	60,476	81,553	106,683
1660	Aircraft AC, Heating and Pressurizing Eq	40,743	48,626	58,014	83,670
1670	Parachutes and Cargo Tie Down Equipment	77,522	36,675	40,184	100,577
1680	Msl Aircraft Accessories and Components	641,232	974,165	993,587	1,174,379
TOTAL	Aircraft Components and Accessories	1,170,103	1,439,239	1,500,066	2,093,323
Acft Launching, Ldg, & Gnd Handling Equip					
1710	Aircraft Landing Equipment	4,559	17,993	28,552	16,862
1720	Aircraft Launching Equipment	23,280	17,205	12,299	21,156
1730	Aircraft Ground Servicing Equipment	39,721	176,153	80,356	119,206
1740	Airfield Specialized Trucks and Trailers	14,725	35,429	22,513	5,068
TOTAL	Acft Launching, Ldg, & Gnd Handling Equip	82,285	246,780	143,720	162,292
Space Vehicles					
1810	Space Vehicles	85,111	106,135	478,417	187,042
1820	Space Vehicle Components	32,274	85,622	145,310	351,058
1830	Space Vehicle Remote Control Systems	7,921	46,375	74,357	91,693
1840	Space Vehicle Launchers	39,609	64,562	51,479	36,511
1860	Space Survival Equipment	1,186	0	0	0
TOTAL	Space Vehicles	166,101	302,694	749,562	666,304
Ships, Sml Cft, Pontoons & Floating Docks					
1900	Frigates and Corvettes	0	0	25,814	14,137-
1901	Aircraft Carriers	53,311	166,763	28,213	51,034
1902	Cruisers	31,098	20,498	42,509	33,074
1903	Destroyers	1,133,800	1,425,143	1,853,959	1,618,525
1904	Submarines	318,049	266,254	135,980	1,842,922

TABLE 3B. Supplies and Equipment

(Continued)

(Amounts in Thousands of Dollars)

C O D E	DESCRIPTION	FISCAL YEAR			
		1994	1993	1992	1991
	Ships, Sml Cft, Pontoons & Floating Docks (CONT)				
1905	Combat Ships and Landing Vessels	1,491-	0	1,060-	1,161
1906	Minelayers and Minesweepers	21,266	137,396	203,548	242,009
1907	Landing Craft	17,633	115,384	183,442	217,181
1908	Torpedo Boats and Gun Boats	9,549	18,684	7,556	105,487
1910	Transport Vessels, Passenger and Troop	280,962	7,525	5,679	336
1911	Amphibious Assault Ships	840,993	252,247	817,299	201,328
1915	Cargo and Tanker Vessels	73,358	466,259	330,422	183,711
1920	Fishing Vessels	907	5,721	1,297	5,422
1921	Tugs and Towboats	2,327	3,766	9,421	3,652
1923	Ice Breakers	11,793	258,139	0	0
1925	Special Service Vessels	83,307	55,740	62,944	167,935
1928	Salvage Vessels	0	0	0	1,873
1929	Rescue Vessels	0	264	0	0
1930	Barges and Lighters, Cargo	409	11,694	0	472
1935	Barges and Lighters, Special Purpose	16,747	9,093	32,218	69
1940	Small Craft	46,044	22,743	41,087	38,930
1945	Pontoons and Floating Docks	35,102	61,517	41,836	2,375
1950	Floating Drydocks	3,750	336	0	163
1955	Dredges	547	37	66	85
1990	Miscellaneous Vessels	500,796	1,720,346	14,127	17,476
TOTAL	Ships, Sml Cft, Pontoons & Floating Docks	3,480,257	5,025,548	3,836,355	4,721,083
	Ship and Marine Equipment				
2010	Ship and Boat Propulsion Components	70,135	83,470	66,838	81,813
2020	Rigging and Rigging Gear	677	494	1,385	246
2030	Deck Machinery	308	5,418	3,365	1,275
2040	Marine Hardware and Hull Items	16,195	24,086	24,640	18,834
2050	Buoys	2,564	5,623	3,478	4,135
2090	Miscellaneous Ship and Marine Equipment	47,209	42,038	56,329	78,218
TOTAL	Ship and Marine Equipment	137,088	161,129	156,034	184,521
	Railway Equipment				
2210	Locomotives	0	301	1,897	268
2220	Rail Cars	19,042	13,824	9,472	3,699
2230	Right-of-way Const and Maint Eq, Railroad	107	68	926	61-
2240	Locomotive & Rail Car Accessories & Comps	28	849	313-	273
2250	Track Material, Railroad	103	75	245	81
TOTAL	Railway Equipment	19,281	15,117	12,227	4,260
	Gnd Effect Veh, Motor Veh, Trailers & Cys				
2305	Ground Effect Vehicles	11,975	2,191	38,690	37,105
2310	Passenger Motor Vehicles	7,545	14,300	71,836	8,197
2320	Trucks and Truck Tractors, Wheeled	766,208	1,919,154	1,417,158	1,137,427
2330	Trailers	71,342	98,233	163,598	123,667
2340	Motorcycles, Motor Scooters and Bicycles	3,198	2,727	2,975	1,342
2350	Combat Assault & Tactical Veh, Tracked	1,146,236	830,279	605,135	2,373,800
TOTAL	Gnd Effect Veh, Motor Veh, Trailers & Cys	2,006,503	2,866,885	2,299,391	3,681,538
	Tractors				
2410	Tractor, Full Tracked, Low Speed	20,448	5,751	15,548	8,613
2420	Tractors, Wheeled	6,194	3,398	3,906	4,993
2430	Tractors, Full Tracked, High Speed	34	0	510	385
TOTAL	Tractors	26,676	9,149	19,964	13,991
	Vehicular Equipment Components				
2510	Vehicular Cab, Body, Frame Structural Comp	37,703	33,517	116,562	47,291
2520	Vehicular Power Transmission Components	99,357	126,400	121,238	380,103
2530	Vehicular Brake, Steering, Axle Wheel Comp	121,275	83,888	99,670	338,418
2540	Vehicular Furniture and Accessories	37,148	62,899	63,508	42,546
2590	Miscellaneous Vehicular Components	59,923	78,722	78,567	65,126
TOTAL	Vehicular Equipment Components	355,406	385,426	479,545	873,484

TABLE 3B. Supplies and Equipment

(Continued)

(Amounts in Thousands of Dollars)

C O D E	DESCRIPTION	FISCAL YEAR			
		1994	1993	1992	1991
Tires and Tubes					
2610	Tires & Tubes, Pneumatic, Except Aircraft	38,229	58,765	55,228	77,531
2620	Tires and Tubes, Pneumatic, Aircraft	23,163	26,173	29,250	45,289
2630	Tires, Solid and Cushion	979	25	15,408	152
2640	Tire Rebuilding & Tire & Tube Repair Mats	28,434-	5,880	15,148	1,726
TOTAL	Tires and Tubes	33,937	90,844	115,035	124,698
Engines, Turbines, and Components					
2805	Gas Reciprocating Eng, Except Acft, & Comps	2,786	2,743	4,963	3,903
2810	Gas Reciprocating Eng, Aircraft & Comps	652	921	126	2,430
2815	Diesel Engines and Components	69,341	52,738	77,389	264,583
2820	Steam Engines, Reciprocating & Components	0	6,385	657	0
2825	Steam Turbines and Components	4,664	3,641	27,568	6,180
2830	Water Turbines & Water Wheels & Comps	1,933	777	2,560	1,119
2835	Gas Turbines and Jet Eng, Ex Acft & Comps	129,728	82,556	127,234	379,164
2840	Gas Turbines and Jet Engines, Acft & Comps	2,532,754	2,450,178	2,558,894	3,319,175
2845	Rocket Engines and Components	300	147-	56-	3,327
2850	Gasoline Rotary Engines & Components	0	347	26,582	4,359
2895	Miscellaneous Engines and Components	90,182	4,203	26,460	140,722
TOTAL	Engines, Turbines, and Components	2,832,339	2,604,342	2,852,379	4,124,962
Engine Accessories					
2910	Engine Fuel Sys Components, Nonaircraft	12,544	13,685	19,314	37,238
2915	Engine Fuel System Components, Aircraft	61,016	52,721	72,218	123,138
2920	Engine Electrical Sys Comps, Nonaircraft	28,868	28,887	28,131	44,600
2925	Engine Electrical Sys Comps, Aircraft	14,847	9,637	17,208	18,011
2930	Engine Cooling Sys Comps, Nonaircraft	4,568	3,655	9,655	13,352
2935	Engine Cooling Sys Components, Aircraft	1,792	4,008	1,700	4,700
2940	Eng Filters, Strainers & Cleaners, Nonaircraft	3,337	6,124	4,433	20,487
2945	Eng Filters, Strainers & Cleaners, Aircraft	1,518	2,798	1,341	3,298
2950	Turbosuperchargers	1,974	637	2,267	842
2990	Misc Engine Accessories, Nonaircraft	6,469	11,734	5,746	9,643
2995	Misc Engine Accessories, Aircraft	39,823	29,782	34,783	51,278
TOTAL	Engine Accessories	176,758	163,669	196,797	326,587
Mechanical Power Transmission Equipment					
3010	Torque Converters and Speed Changers	13,234	12,938	21,760	68,543
3020	Gears, Pulleys, Sprockets and Trans Chain	12,980	22,214	22,943	51,911
3030	Belting, Drive Belts, Fan Belts & Accys	1,860	1,641	528	431
3040	Miscellaneous Power Transmission Equip	32,065	24,874	38,592	60,956
TOTAL	Mechanical Power Transmission Equipment	60,138	61,666	83,823	181,841
Bearings					
3110	Bearings, Antifriction, Unmounted	34,858	74,298	56,016	62,840
3120	Bearings, Plain, Unmounted	15,331	9,596	22,407	27,565
3130	Bearings, Mounted	1,663	1,714	2,687	2,392
TOTAL	Bearings	51,852	85,608	81,111	92,797
Woodworking Machinery and Equipment					
3210	Sawmill and Planing Mill Machinery	176	27	125	0
3220	Woodworking Machines	908	2,200	2,354	563
3230	Tools & Attachments for Woodworking Mach	0	0	293	0
TOTAL	Woodworking Machinery and Equipment	1,084	2,227	2,772	563
Metalworking Machinery					
3405	Saws and Filing Machines	603	2,893	2,713	1,141
3408	Machining Centers & Way-type Machines	2,021	4,421	14,968	65,451
3410	Electrical & Ultrasonic Erosion Machines	1,774	1,297	4,942	445

TABLE 3B. Supplies and Equipment

(Continued)

(Amounts in Thousands of Dollars)

C O D E	DESCRIPTION	FISCAL YEAR			
		1994	1993	1992	1991
Metalworking Machinery (CONT)					
3411	Boring Machines	635	1,354	15,576	1,615
3412	Broaching Machines	0	1,008	3,789	2,055
3413	Drilling and Tapping Machines	304	2,220	2,173	1,036
3414	Gear Cutting and Finishing Machines	37	122	56-	478
3415	Grinding Machines	1,342	4,332	11,228	8,232
3416	Lathes	5,254	10,935	28,122	10,222
3417	Milling Machines	4,412	12,629	12,827	6,751
3418	Planers and Shapers	0	115	31	207
3419	Miscellaneous Machine Tools	1,288	918	1,084	6,820
3422	Rolling Mills and Drawing Machines	0	0	0	50
3424	Metal Heat Treating & Non-thermal Equip	1,253	2,934	2,420	1,646
3426	Metal Finishing Equipment	644	1,214	1,822	4,170
3431	Electric Arc Welding Equipment	6,154	1,613	15,402-	8,853
3432	Electric Resistance Welding Equipment	139	37	0	185
3433	Gas Welding, Heat Cutting, & Metalizing Eq	2,018	2,105	3,887	827
3436	Welding Positioners and Manipulators	207	0	128	277
3438	Miscellaneous Welding Equipment	1,685	337	533	797
3439	Misc Welding, Soldering & Brazing Supply	2,036	4,807	3,748	2,693
3441	Bending and Forming Machines	2,871	6,589	2,203	2,557
3442	Hydraulic and Pneumatic Presses, Power Dr	3,192	979	10,147	771
3443	Mechanical Presses, Power Driven	47	779	798	940
3444	Manual Presses	182	58	0	183
3445	Punching and Shearing Machines	11,918	6,350	2,450	1,765
3446	Forging Machinery and Hammers	0	298	430	2,298
3448	Riveting Machines	215	253	47	57
3449	Msc Secondary Metal Forming & Cutting Mach	426	807	552	1,293
3450	Machine Tools, Portable	389	664	935	718
3455	Cutting Tools for Machine Tools	1,335	1,229	565	1,281
3456	Cutting Tools for Secondary Metal Mach	0	165	75	0
3460	Machine Tool Accessories	839	1,691	1,192	571
3461	Accessories for Secondary Metal Machinery	0	40	0	0
3465	Production Jigs, Fixtures and Templates	656	389	357	59
3470	Machine Shop Sets, Kits, and Outfits	60-	520	320	166
TOTAL	Metalworking Machinery	53,815	76,102	114,601	136,610
Service and Trade Equipment					
3510	Laundry and Dry Cleaning Equipment	3,081	4,689	16,034	5,361
3520	Shoe Repairing Equipment	0	29	0	111
3530	Indust Sewing Mach & Mobile Tex Repr Shops	758	174	273	2,401
3540	Wrapping and Packaging Machinery	1,236	609	875	3,503
3550	Vending and Coin Operated Machines	0	0	161	0
3590	Misc Service and Trade Equipment	2,343	2,589	1,225	6,095
TOTAL	Service and Trade Equipment	7,419	8,089	18,568	17,471
Special Industry Machinery					
3605	Food Products Machinery and Equipment	1,402	25	109	408
3610	Printing, Duplicating & Bookbinding Equip	127,517	43,218	50,985	55,924
3611	Industrial Marking Machines	466	1,198	124	282
3615	Pulp and Paper Industries Machinery	1,399	901	407	1,936
3620	Rubber & Plastic Working Machinery	1,849	11,944	3,592	2,272
3625	Textile Industries Machinery	50	59	61	146
3630	Clay & Concrete Products Industries Mach	84	45	28	0
3635	Crystal & Glass Industries Machinery	1,300	200	2,405	798
3640	Tobacco Manufacturing Machinery	0	0	0	112
3645	Leather Tanning and Working Machinery	0	35	0	0
3650	Chemical and Pharmaceutical Machinery	223	285	3,380	974
3655	Gas Generating and Dispensing Systems	10,385	11,698	14,007	17,130
3660	Industrial Size Reduction Machinery	202	2,982	216	1,101
3670	Specialized Circuit Board Manufacturing Mach	1,233	1,280	893	243
3680	Foundry Machinery, Related Equip & Sup	1,867	295	989	995
3685	Specialized Metal Container Mfg Mach & Eq	0	0	58	332
3690	Specialized Ammunition and Ordnance Mach	2,092	1,004	1,172	157
3693	Industrial Assembly Machines	499	31	591	98
3694	Clean Work Stations, Controlled Environ Eq	380	270	301	799
3695	Miscellaneous Special Industry Machinery	22,170	13,191	36,382	15,295
TOTAL	Special Industry Machinery	173,118	88,662	115,699	99,002

TABLE 3B. Supplies and Equipment

(Continued)

(Amounts in Thousands of Dollars)

C O D E	DESCRIPTION	FISCAL YEAR			
		1994	1993	1992	1991
Agricultural Machinery and Equipment					
3710	Soil Preparation Equipment	201	234	247	121
3720	Harvesting Equipment	187	12,509	109	71
3730	Dairy, Poultry, and Livestock Equipment	0	44	37	0
3740	Pest, Disease, and Frost Control Equipment	28	149	99	2,266
3750	Gardening Implements and Tools	3,038	3,718	4,448	3,802
3760	Animal Drawn Vehicles and Farm Trailers	0	38	0	0
3770	Saddlery, Harness, Whips and Furnishings	360	598	1,254	314
TOTAL	Agricultural Machinery and Equipment	3,814	17,290	6,194	6,574
Const, Mining, Excavating & Hwy Maint Eq					
3805	Earth Moving and Excavating Equipment	21,560	27,699	33,939	16,540
3810	Cranes and Crane-shovels	44,277	8,270	19,536	10,046
3815	Crane and Crane-shovel Attachments	2,299	323	628	921
3820	Mining, Rock Drilling, Earth Boring Equip	2,037	2,401	2,389	7,482
3825	Road Clearing and Cleaning Equipment	9,770	21,009	20,177	35,659
3830	Truck and Tractor Attachments	816	1,457	1,388	875
3835	Petroleum Production & Distribution Equip	1,455	1,659	11,401	107
3895	Miscellaneous Construction Equipment	25,185	25,205	21,374	12,325
TOTAL	Const, Mining, Excavating & Hwy Maint Eq	107,398	88,024	110,832	83,955
Materials Handling Equipment					
3910	Conveyors	9,180	11,785	4,861	7,575
3915	Materials Feeders	782	522	241	306
3920	Mat Handling Equip, Nonself-propelled	2,384	3,678	2,718	1,496
3930	Warehouse Trks & Tractors, Self-propelled	102,928	103,186	96,508	174,329
3940	Blocks Tackle Rigging and Slings	2,111	3,992	2,367	4,961
3950	Winches, Hoists, Cranes and Derricks	44,527	26,583	51,620	50,386
3960	Elevators and Escalators	2,729	3,106	839	69
3990	Miscellaneous Materials Handling Equip	55,572	80,776	79,970	81,603
TOTAL	Materials Handling Equipment	220,214	233,628	239,125	320,725
Rope, Cable, Chain and Fittings					
4010	Chain and Wire Rope	4,557	9,334	12,592	14,737
4020	Fiber Rope Cordage and Twine	5,594	7,672	4,223	12,132
4030	Fittings for Rope, Cable and Chain	1,902	2,188	6,238	6,391
TOTAL	Rope, Cable, Chain and Fittings	12,054	19,194	23,052	33,260
Refrigeration, AC & Air Circulating Equip					
4110	Refrigeration Equip	19,245	10,472	8,634	24,246
4120	Air Conditioning Equip	35,551	73,771	31,623	50,359
4130	Refrigeration and Air Conditioning Comps	9,210	7,824	9,502	13,593
4140	Fans, Air Circulators & Blower Equip	8,271	22,297	12,330	27,423
TOTAL	Refrigeration, AC & Air Circulating Equip	72,277	114,364	62,090	115,621
Fire Fight, Rescue & Safety Eq; Env Prot Eq & Mat					
4210	Fire Fighting Equipment	25,585	66,112	29,762	106,501
4220	Marine Lifesaving and Diving Equipment	16,306	14,473	21,726	20,135
4230	Decontaminating and Impregnating Equip	6,122	8,982	12,885	21,726
4240	Safety and Rescue Equipment	73,797	69,034	122,519	188,558
TOTAL	Fire Fight, Rescue & Safety Eq; Env Prot Eq & Mat	121,810	158,602	186,891	336,920
Pumps and Compressors					
4310	Compressors and Vacuum Pumps	20,960	33,826	29,463	36,351
4320	Power and Hand Pumps	34,967	53,429	61,416	71,394
4330	Centrifugals, Separators, and Filters	17,015	11,498	14,574	19,438
TOTAL	Pumps and Compressors	72,942	98,754	105,453	127,183

TABLE 3B. Supplies and Equipment

(Continued)

(Amounts in Thousands of Dollars)

C O D E	DESCRIPTION	FISCAL YEAR			
		1994	1993	1992	1991
	Furnace, Steam Plant, Drying Equip & Nucl				
4410	Industrial Boilers	8,929	9,592	6,569	2,711
4420	Heat Exchangers and Steam Condensers	3,478	2,707	2,848	4,702
4430	Industrial Furnaces, Kilns, Lehrs & Ovens	1,911	2,535	13,491	1,811
4440	Driers, Dehydrators and Anhydrators	2,233	3,027	3,792	3,252
4460	Air Purification Equipment	322	3,763	9,565	13,672
4470	Nuclear Reactors	253,838	897,953	240,753	380,421
TOTAL	Furnace, Steam Plant, Drying Equip & Nucl	270,067	919,577	277,018	406,569
	Plumbing, Heating & Sanitation Equipment				
4510	Plumbing Fixtures and Accessories	4,882	3,182	3,026	5,386
4520	Space Heating Eq & Domestic Water Heaters	9,491	7,843	8,102	8,683
4530	Fuel Burning Equipment Units	2,123	2,125	1,111	2,009
4540	Misc Plumbing, Heating & Sanitation Equip	1,927	4,287	8,907	7,817
TOTAL	Plumbing, Heating & Sanitation Equipment	16,513	17,437	21,147	23,895
	Water Purification & Sewage Treatment Eq				
4610	Water Purification Equipment	13,748	47,515	13,124	36,139
4620	Water Distillation Equip Marine & Indust	1,035	868	401	247
4630	Sewage Treatment Equipment	1,560	1,188	1,089	1,798
TOTAL	Water Purification & Sewage Treatment Eq	16,343	49,572	14,614	38,184
	Pipe, Tubing, Hose & Fittings				
4710	Pipe and Tube	17,794	17,133	17,825	27,175
4720	Hose and Tubing, Flexible	11,351	13,898	23,557	26,351
4730	Fittings & Specialties; Hose, Pipe & Tube	18,713	29,487	33,601	38,245
TOTAL	Pipe, Tubing, Hose & Fittings	47,858	60,518	74,984	91,771
	Valves				
4810	Valves, Powered	35,079	38,375	36,386	49,267
4820	Valves, Nonpowered	41,118	40,430	59,002	71,886
TOTAL	Valves	76,197	78,805	95,387	121,153
	Maintenance & Repair Shop Equipment				
4910	Motor Veh Maint & Repr Shop Specilized Eq	12,973	56,680	25,795	17,269
4920	Acft Maint & Repair Shop Specilized Equip	198,248	221,772	169,990	278,993
4921	Torpedo Maint, Repair & Checkout Spec Eq	6,299	2,231	1,475	233
4923	Depth Charges, Mines Maint & Repair Equip	0	0	74	0
4925	Ammunition Maint, Repr & Checkout Spec Eq	5,622	1,245	1,440	5,576
4927	Rocket Maint, Repair & Checkout Spec Equip	176	95	1,414	986
4930	Lubrication & Fuel Dispensing Equipment	10,901	20,729	26,624	16,143
4931	Fire Control Maint & Repair Shop Spec Eq	28,512	27,775	39,464	11,269
4933	Weapons Maint & Repair Shop Spec Eq	12,639	11,504	44,476	9,715
4935	Guided Missile Maint, Repair Specilized Eq	50,279	29,333	67,214	33,382
4940	Miscellaneous Maint, Repair Specilized Eq	27,202	23,416	21,069	30,960
4960	Space Vehicle Maint, Repair Specilized Eq	124	60	71	0
TOTAL	Maintenance & Repair Shop Equipment	352,975	394,840	399,107	402,554
	Hand Tools				
5110	Hand Tools, Edged, Nonpowered	2,068	1,307	290	1,467
5120	Hand Tools, Nonedged, Nonpowered	6,652	6,698	6,209	5,216
5130	Hand Tools, Power Driven	1,827	2,138	8,199	3,077
5133	Drill Bits, Counterbores, and Countersinks	84	29	131	144
5136	Taps, Dies, and Collets: Hand and Machine	0	0	141	291
5140	Tool and Hardware Boxes	1,210	718	1,123	331
5180	Sets, Kits and Outfits of Hand Tools	7,938	11,667	15,180	9,472
TOTAL	Hand Tools	19,778	22,557	31,274	19,998

TABLE 3B. Supplies and Equipment

(Continued)

(Amounts in Thousands of Dollars)

C O D E	DESCRIPTION	FISCAL YEAR			
		1994	1993	1992	1991
Measuring Tools					
5210	Measuring Tools, Craftsmen's	168	414	905	631
5220	Inspection Gauges & Precision Layout Tools	3,380	2,705	2,056	1,519
5280	Sets, Kits and Outfits of Measuring Tools	3,841	2,080	643	127
TOTAL	Measuring Tools	7,389	5,200	3,604	2,277
Hardware and Abrasives					
5305	Screws	2,844	3,752	5,636	6,459
5306	Bolts	5,446	5,980	8,391	10,155
5307	Studs	882	869	887	638
5310	Nuts and Washers	5,156	5,555	13,442	10,295
5315	Nails, Keys and Pins	1,602	1,857	4,560	5,193
5320	Rivets	2,549	10,503	4,340	4,633
5325	Fastening Devices	675	981	1,019	1,736
5330	Packing and Gasket Materials	22,347	27,799	28,414	24,261
5335	Metal Screening	227	496	118	2,054
5340	Miscellaneous Hardware	25,684	22,036	22,796	12,568-
5345	Disks and Stones, Abrasive	195	172	166-	0
5350	Abrasive Materials	622	1,490	1,880	3,135
5355	Knobs and Pointers	283	272	11,039	498
5360	Coil, flat and Wire Springs	784	4,624	2,090	1,787
5365	Rings, Shims and Spacers	4,554	5,287	5,318	6,477
TOTAL	Hardware and Abrasives	73,851	91,671	109,764	64,753
Prefabricated Structures & Scaffolding					
5410	Prefabricated and Portable Buildings	42,879	40,938	25,708	62,835
5411	Rigid Wall Shelters	15,495	18,179	45,908	28,809
5420	Bridges, Fixed and Floating	5,541	247	1,290	5,570
5430	Storage Tanks	12,016	14,642	24,835	18,716
5440	Scaffolding Equipment and Concrete Forms	1,744	919	1,979	2,279
5445	Prefabricated Tower Structures	269	704	529	383
5450	Miscellaneous Prefabricated Structures	18,547	28,793	30,381	22,592
TOTAL	Prefabricated Structures & Scaffolding	96,490	104,422	130,630	141,184
Lumber, Millwork, Plywood & Veneer					
5510	Lumber and Related Basic Wood Materials	10,032	10,235	10,978	13,573
5520	Millwork	63	1-	122	160
5530	Plywood and Veneer	3,131	4,976	5,109	7,181
TOTAL	Lumber, Millwork, Plywood & Veneer	13,226	15,210	16,208	20,914
Construction & Building Materials					
5610	Mineral Construction Materials, Bulk	19,963	26,879	17,037	16,719
5620	Tile, Brick and Block	714	703	1,285	177
5630	Pipe and Conduit, Nonmetallic	219	28	115	106
5640	Wallboard Bldg & Thermal Insulation Mat	1,148	2,141	4,759	2,660
5650	Roofing and Siding Materials	385	528	3,764	904
5660	Fencing, Fences and Gates and Components	1,873	1,784	801	32,518
5670	Building Components, Prefabricated	2,012	1,248	1,972	7,066
5680	Miscellaneous Construction Materials	24,809	20,946	38,789	45,760
TOTAL	Construction & Building Materials	51,122	54,259	68,523	105,910
Communication, Detection, & Coherent Radiation Eq					
5805	Telephone and Telegraph Equipment	235,806	189,922	176,358	196,241
5810	Communications Security Equip and Comps	136,785	457,747	178,978	314,383
5811	Other Cryptologic Equipment & Components	9,789	22,592	16,334	17,812
5815	Teletype and Facsimile Equipment	13,860	21,606	8,880	53,162
5820	Radio & TV Comm Equipment, Except Airborne	530,988	773,718	384,072	450,253
5821	Radio and TV Comm Equipment, Airborne	162,432	128,920	156,463	220,991
5825	Radio Navigation Equip, Except Airborne	43,942	60,699	78,543	113,566
5826	Radio Navigation Equipment, Airborne	108,158	146,925	60,462	116,651
5830	Intercomm Public Address Sys, Ex Airborne	7,361	5,243	12,211	23,940

TABLE 3B. Supplies and Equipment

(Continued)

(Amounts in Thousands of Dollars)

C O D E	DESCRIPTION	FISCAL YEAR			
		1994	1993	1992	1991
Communication, Detection, & Coherent Radiation Eq (CONT)					
5831	Intercomm Public Address Sys, Airborne	4,145	983	988	16-
5835	Sound Recording & Reproducing Equipment	14,736	23,080	21,135	21,554
5836	Video Recording and Reproducing Equipment	21,705	18,238	16,468	21,730
5840	Radar Equipment, Except Airborne	171,528	256,941	327,662	544,329
5841	Radar Equipment, Airborne	903,805	576,144	517,628	725,262
5845	Underwater Sound Equipment	473,113	503,689	848,027	1,104,137
5850	Visible & Invisible Light Comm Equipment	1,159	8,555	19,551	2,158
5855	Night Vision Equipment, Emitted and Reflect Radia	277,022	218,306	268,348	430,051
5860	Stimulated Coherent Radiation Devices	4,870	5,033	5,745	16,020
5865	Elct Countermeasures & Quick Reaction Eq	646,471	1,006,138	689,553	961,107
5895	Miscellaneous Communication Equipment	1,032,434	1,123,612	1,359,169	1,011,796
TOTAL	Communication, Detection, & Coherent Radiation Eq	4,800,108	5,548,103	5,146,576	6,345,127
Electrical & Electronic Equip Components					
5905	Resistors	2,418	5,163	5,732	4,768
5910	Capacitors	11,302	2,346	1,881	1,985
5915	Filters and Networks	5,615	4,885	9,490	12,323
5920	Fuses, Arrestors, Absorbers, & Protectors	2,231	1,202	2,235	1,351
5925	Circuit Breakers	6,492	6,980	10,839	18,168
5930	Switches	32,962	28,937	38,587	60,153
5935	Connectors Electrical	11,368	17,093	12,849	22,455
5940	Lugs Terminals and Terminal Strips	3,714	2,232	1,110	5,462
5945	Relays and Solenoids	12,433	14,248	19,375	24,593
5950	Coils and Transformers	8,853	9,854	6,265	12,627
5955	Oscillators & Piezoelectric Crystals	4,215	7,859	6,335	8,954
5960	Electron Tubes & Assoc Hardware	96,579	81,369	101,206	264,442
5961	Semiconductor Devices & Assoc Hardware	2,423	6,179	4,398	5,281
5962	Microcircuits - Electronic	16,705	19,372	12,723	22,926
5963	Electronic Modules	88,045	166,298	114,089	279,488
5965	Headsets, Handsets, Microphones & Speakers	6,264	10,108	19,143	9,938
5970	Elec Insulators and Insulating Material	2,203	966	1,601	2,933
5975	Electrical Hardware and Supplies	15,647	8,707	21,001	25,607
5977	Electrical Contact Brushes & Electrodes	2,484	4,590	4,747	2,328
5980	Optoelectronic Devices & Assoc Hardware	9,111	3,146	3,627	2,647
5985	Antennas, Waveguides & Related Equipment	132,376	155,813	205,670	286,524
5990	Synchros and Resolvers	6,255	5,741	5,123	4,528
5995	Cable, Cord, Wire Assemblies, Comm Equip	72,066	42,936	58,978	53,795
5998	Electrical & Elct Assys, Boards, Cards	151,141	182,139	123,177	163,369
5999	Misc Electrical & Electronic Components	314,047	414,332	319,570	1,133,721
TOTAL	Electrical & Electronic Equip Components	1,016,947	1,202,496	1,109,750	2,430,366
Fiber Optics Mats, Components, Assemblies, & Accys					
6004	Rotary Joints	0	207	402	201
6006	Attenuators	0	0	63	0
6008	Optical Multiplexers/Demultiplexers	0	62	87	143
6010	Fiber Optic Conductors	177	0	71	161
6015	Fiber Optic Cables	40,784	67,493	27,106	70,391
6020	Fiber Optic Cable Assemblies and Harnesses	4,716	2,177	1,016	315
6021	Fiber Optic Switches	113	569	692	43
6025	Fiber Optic Transmitters	106	928	153	305
6026	Fiber Optic Receivers	0	35	38	0
6029	Optical Repeaters	0	490	0	0
6030	Fiber Optic Devices	441	446	1,136	3,931
6032	Fiber Optic Light Sources	0	0	0	56
6033	Fiber Optic Photo Detectors	75	0	0	0
6034	Fiber Optic Modulators/Demodulators	69	207	0	0
6035	Fiber Optic Light Transfer and Image Transfer Dev	1,717	1,621	71	322
6050	Fiber Optic Passive Devices	0	0	54	116
6060	Fiber Optic Interconnectors and Supplies	454	283	526	437
6070	Fiber Optic Accessories and Supplies	1,954	816	1,480	1,194
6080	Fiber Optic Kits & Sets	544	257	151	151
6099	Miscellaneous Fiber Optic Components	7,424	5,633	4,472	2,770
TOTAL	Fiber Optics Mats, Components, Assemblies, & Accys	58,574	81,226	34,558	80,536
Electric Wire & Power Distribution Equip					
6105	Motors, Electrical	23,018	20,485	27,236	30,065

TABLE 3B. Supplies and Equipment

(Continued)

(Amounts in Thousands of Dollars)

C O D E	DESCRIPTION	FISCAL YEAR			
		1994	1993	1992	1991
	Electric Wire & Power Distribution Equip (CONT)				
6110	Electrical Control Equipment	39,867	55,076	72,233	45,790
6115	Generators and Generator Sets, Electrical	86,070	60,786	166,831	157,934
6116	Fuel Cell Power Units, Components & Accys	14,847	41	86	611
6117	Solar Electric Power Systems	297	33	163	133
6120	Transformers, Distribution & Power Station	3,861	1,457	4,020	3,078
6125	Converters, Electrical, Rotating	8,057	3,101	4,998	8,718
6130	Converters, Electrical, Nonrotating	104,901	181,753	202,913	144,480
6135	Batteries, Nonrechargeable	33,064	30,854	73,247	77,377
6140	Batteries, Rechargeable	45,200	32,004	59,218	65,028
6145	Wire and Cable, Electrical	20,724	18,393	20,389	40,062
6150	Misc Electric Power & Distribution Eq	49,307	41,593	52,788	46,566
6160	Miscellaneous Battery Retaining Fixtures & Liners	104,872	357	846	329
TOTAL	Electric Wire & Power Distribution Equip	534,085	445,934	684,968	620,171
	Lighting Fixtures and Lamps				
6210	Indoor & Outdoor Electric Lighting Fixtures	3,621	4,009	6,899	10,574
6220	Electric Vehicular Lights and Fixtures	10,424	17,776	15,490	17,622
6230	Electric Portable & Hand Lighting Equip	10,523	11,512	4,947	12,645
6240	Electric Lamps	5,082	5,874	4,456	8,709
6250	Ballasts, Lampholders and Starters	686	877	485	834
6260	Nonelectrical Lighting Fixtures	3,614	624	6,161	14,230
TOTAL	Lighting Fixtures and Lamps	33,949	40,673	38,438	64,614
	Alarm, Signal, & Security Detection Systems				
6310	Traffic and Transit Signal Systems	114	0	327	338
6320	Shipboard Alarm and Signal Systems	613	614	2,422	4,995
6330	Railroad Signal and Warning Devices	0	0	80	0
6340	Aircraft Alarm and Signal Systems	5,759	6,576	6,284	6,620
6350	Misc Alarm, Signal and Security Systems	24,679	47,522	27,102	38,480
TOTAL	Alarm, Signal, & Security Detection Systems	31,165	54,712	36,214	50,433
	Medical, Dental, & Veterinary Eq & Sup				
6505	Drugs & Biologicals	162,112	200,945	233,622	458,782
6506	Blood	0	82	0	0
6507	Blood Derivatives	0	48	0	0
6508	Medicated Cosmetics and Toiletries	465	1,318	61	1,152
6510	Surgical Dressing Materials	4,408	11,023	11,123	34,634
6515	Medical & Surgical Instruments, Equip & Supplies	69,444	71,939	57,193	119,491
6520	Dental Instruments, Equip and Supplies	4,628	4,555	10,612	9,040
6525	X-ray Equip & Sup; Medical, Dental & Vet	28,019	28,646	45,198	65,341
6530	Hospital Furniture, Equip, Utensils & Sup	58,099	40,455	59,790	78,818
6532	Hospital & Surgical Clothing	2,594	2,135	1,555	4,246
6540	Ophthalmic Instruments, Equip & Supplies	4,146	4,683	5,629	14,083
6545	Medical Sets, Kits and Outfits	2,911	4,067	9,785	16,934
6550	In Vitro Diagnostic Substances, Reagents	11,780	15,833	11,989	15,170
TOTAL	Medical, Dental, & Veterinary Eq & Sup	348,608	385,731	446,557	817,691
	Instruments and Laboratory Equipment				
6605	Navigational Instruments	100,829	183,763	193,620	264,122
6610	Flight Instruments	44,809	47,031	75,759	81,869
6615	Automatic Pilot Mechanisms Airborne Gyro	61,526	37,032	56,027	77,919
6620	Engine Instruments	19,667	28,305	20,661	28,012
6625	Electrical & Elct Meas & Test Instruments	271,918	300,507	402,076	523,877
6630	Chemical Analysis Instruments	28,094	33,346	33,698	34,949
6635	Physical Properties Testing Equipment	26,845	25,193	39,017	27,010
6636	Environmental Chambers and Related Equip	4,177	4,315	6,336	11,385
6640	Laboratory Equipment & Supplies	48,164	22,194	37,587	30,185
6645	Time Measuring Instruments	2,791	128	3,168	15,599
6650	Optical Instruments, Test Equip, Comps & Accys	36,867	25,643	51,175	28,907
6655	Geophysical Instruments	1,945	2,362	3,566	1,846
6660	Meteorological Instruments and Apparatus	5,904	15,286	11,135	27,612
6665	Hazard-detecting Instruments & Apparatus	29,263	36,277	53,616	90,095
6670	Scales and Balances	5,140	2,688	1,685	7,191

TABLE 3B. Supplies and Equipment

(Continued)

(Amounts in Thousands of Dollars)

CODE	DESCRIPTION	FISCAL YEAR			
		1994	1993	1992	1991
Instruments and Laboratory Equipment (CONT)					
6675	Drafting, Surveying & Mapping Instruments	7,506	9,673	4,174	12,221
6680	Flow, Level, Motion Measuring Instruments	28,879	18,766	20,153	20,451
6685	Pressure, Temperature & Humidity Instruments	21,799	31,749	17,301	41,591
6695	Combination & Miscellaneous Instruments	23,115	31,070	36,254	24,571
TOTAL	Instruments and Laboratory Equipment	769,235	855,072	1,067,008	1,349,412
Photographic Instruments					
6710	Cameras, Motion Picture	4,036	5,974	4,262	17,671
6720	Cameras, Still Picture	5,973	6,479	3,330	3,368
6730	Photographic Projection Equipment	4,329	6,474	4,354	3,443
6740	Photo Developing and Finishing Equip	2,371	2,983	9,796	8,211
6750	Photographic Supplies	3,539	4,756	9,207	20,346
6760	Photographic Equipment and Accessories	14,382	8,739	8,819	9,079
6770	Film, Processed	328	1,392	5,325	534
6780	Photographic Sets, Kits and Outfits	444	1,060	1,041	126-
TOTAL	Photographic Instruments	35,402	37,857	46,135	62,526
Chemicals and Chemical Products					
6810	Chemicals	10,833	18,787	22,793	24,603
6820	Dyes	284	741	2,043	291
6830	Gases, Compressed and Liquefied	191,790	155,144	45,763	60,580
6840	Pest Control Agents and Disinfectants	4,795	5,534	6,525	56,647
6850	Miscellaneous Chemical Specialties	33,146	27,523	27,766	43,782
TOTAL	Chemicals and Chemical Products	240,848	207,729	104,891	185,903
Training Aids and Devices					
6910	Training Aids	73,477	104,893	130,489	147,731
6920	Armament Training Devices	146,148	107,781	137,107	78,953
6930	Operational Training Devices	384,746	253,147	406,591	384,448
6940	Communication Training Devices	42,526	29,094	42,005	41,537
TOTAL	Training Aids and Devices	646,897	494,915	716,192	652,669
ADP Eq, Software (Inc Firm), Supplies & Support Eq					
7010	ADPE Configuration	791,303	878,057	807,290	783,939
7020	ADP Central Processing Unit - Analog	17,333	21,199	31,255	33,730
7021	ADP Central Processing Unit - Digital	44,721	39,941	49,369	55,878
7022	ADP Central Processing Unit - Hybrid	3,640	3,358	1,502	10,743
7025	ADP Input/Output and Storage Devices	462,098	404,644	425,226	294,026
7030	ADP Software	293,730	276,521	310,172	292,055
7035	ADP Support Equip	380,448	330,587	213,874	247,012
7040	Punched Card Equip	1,077	2,031	2,008	32,353
7042	Mini & Micro Computer Control Devices	13,101	21,548	15,698	30,588
7045	ADP Supplies	79,957	69,357	64,184	66,730
7050	ADP Components	126,065	89,327	140,515	114,031
TOTAL	ADP Eq, Software (Inc Firm), Supplies & Support Eq	2,213,472	2,136,571	2,061,194	1,961,085
Furniture					
7105	Household Furniture	29,096	48,367	59,917	74,968
7110	Office Furniture	187,499	182,537	193,909	193,597
7125	Cabinets, Lockers, Bins and Shelving	22,770	35,273	27,910	25,466
7195	Miscellaneous Furniture and Fixtures	30,257	17,276	23,970	24,164
TOTAL	Furniture	269,622	283,454	305,707	318,195
Household & Coml Furnishings & Appliances					
7210	Household Furnishings	21,315	18,909	12,413	63,175
7220	Floor Coverings	13,072	9,848	14,766	14,091
7230	Draperies, Awnings and Shades	3,092	4,006	5,065	7,023

TABLE 3B. Supplies and Equipment

(Continued)

(Amounts in Thousands of Dollars)

C O D E	DESCRIPTION	FISCAL YEAR			
		1994	1993	1992	1991
Household & Coml Furnishings & Appliances (CONT)					
7240	Household and Commercial Util Containers	2,193	3,008	1,289	6,217
7290	Misc Household Coml Furnishings Appliances	2,251	1,904	985	2,787
TOTAL	Household & Coml Furnishings & Appliances	41,923	37,676	34,518	93,293
Food Preparation and Serving Equipment					
7310	Food Cooking Baking Serving Equip	6,399	7,196	11,635	14,313
7320	Kitchen Equipment and Appliances	13,381	3,601	5,666	8,671
7330	Kitchen Hand Tools and Utensils	1,611	1,752	477	3,095
7340	Cutlery and Flatware	2,126	1,920	2,713	12,728
7350	Tableware	1,731	1,995	8,569	3,704
7360	Sets, Kits, Outfits, & Modules, Food Prep & Servng	383	1,398	2,920	28,465
TOTAL	Food Preparation and Serving Equipment	25,630	17,861	31,980	70,976
Office Machines & Visible Record Equipment					
7420	Accounting and Calculating Machines	1,216	252	414	490
7430	Typewriters & Office Type Composing Mach	1,258	818	1,070	1,057
7435	Office Information System Equipment	2,598	2,200	1,370	1,725
7450	Office Type Sound Recording Repro Mach	1,758	1,119	2,508	2,031
7460	Visible Record Equipment	3,383	2,025	4,858	5,220
7490	Miscellaneous Office Machines	8,467	9,301	5,771	3,890
TOTAL	Office Machines & Visible Record Equipment	18,680	15,715	15,992	14,413
Office Supplies and Devices					
7510	Office Supplies	2,420	7,632	8,582	5,815
7520	Office Devices and Accessories	513	578	531	1,592
7530	Stationery and Record Forms	3,445	4,307	4,229	18,287
7540	Standard Forms	633	150	571	69
TOTAL	Office Supplies and Devices	7,011	12,666	13,913	25,763
Books, Maps, Other Publications					
7610	Books and Pamphlets	20,384	17,826	24,534	50,380
7630	Newspapers and Periodicals	6,124	5,099	4,995	5,377
7640	Maps, Atlases Charts and Globes	26,428	8,985	4,054	13,432
7650	Drawings and Specifications	12,986	18,758	3,316	1,103
7660	Sheet and Book Music	0	0	0	34
7670	Microfilm Processed	1,445	3,223	3,996	4,614
7690	Miscellaneous Printed Matter	92,937	85,002	121,715	72,574
TOTAL	Books, Maps, Other Publications	160,304	138,893	162,611	147,514
Musical Inst, Phonographs, Home Type Radio					
7710	Musical Instruments	338	451	1,173	611
7720	Musical Instrument Parts and Accessories	36	26	141	105
7730	Phonographs, Radios, TV Sets: Home Type	918	1,582	1,862	1,511
7740	Phonograph Records	309	1,406	1,591	1,594
TOTAL	Musical Inst, Phonographs, Home Type Radio	1,602	3,465	4,767	3,821
Recreational and Athletic Equipment					
7810	Athletic and Sporting Equipment	3,145	1,541	4,229	3,873
7820	Games, Toys and Wheeled Goods	968	656	1,474	491
7830	Recreational and Gymnastic Equipment	6,425	6,834	5,823	6,811
TOTAL	Recreational and Athletic Equipment	10,537	9,031	11,526	11,175
Cleaning Equipment and Supplies					
7910	Floor Polishers and Vacuum Cleaners	1,684	2,534	3,257	2,514

TABLE 3B. Supplies and Equipment

(Continued)

(Amounts in Thousands of Dollars)

C O D E	DESCRIPTION	FISCAL YEAR			
		1994	1993	1992	1991
Cleaning Equipment and Supplies (CONT)					
7920	Brooms, Brushes, Mops and Sponges	471	1,291	810	1,906
7930	Cleaning & Polishing Compounds & Preps	19,185	33,212	29,526	35,530
TOTAL	Cleaning Equipment and Supplies	21,340	37,036	33,593	39,950
Brushes, Paints, Sealers and Adhesives					
8010	Paints, Dopes, Varnishes & Related Product	3,078	7,755	5,137	6,586
8020	Paint and Artists' Brushes	0	0	227	963
8030	Preservative and Sealing Compounds	321	1,144	1,210	196
8040	Adhesives	279	751	259	938
TOTAL	Brushes, Paints, Sealers and Adhesives	3,678	9,650	6,380	8,683
Containers, Packaging & Packing Supplies					
8105	Bags and Sacks	9,053	12,779	6,696	28,907
8110	Drums and Cans	6,540	11,142	10,560	8,557
8115	Boxes, Cartons and Crates	11,648	9,688	16,838	54,814
8120	Commercial & Industrial Gas Cylinders	3,887	3,242	2,207	4,087
8125	Bottles and Jars	227	325	124	0
8130	Reels and Spools	0	81	84	25
8135	Packaging and Packing Bulk Materials	3,395	3,645	3,544	6,047
8140	Ammunition & Nuclear Ordnance Containers	31,695	76,739	37,278	51,516
8145	Specialized Shipping & Storage Containers	70,162	50,364	38,816	95,337
TOTAL	Containers, Packaging & Packing Supplies	136,607	168,004	116,147	249,290
Tex, Lthr, Fur, Apparel & Shoe Findng, Tent & Flag					
8305	Textile Fabrics	8,960	16,648	35,645	33,257
8310	Yarn and Thread	0	100	73	215
8315	Notions and Apparel Findings	664	1,730	1,688	3,538
8320	Padding and Stuffing Materials	0	0	942	298
8330	Leather	43	0	70	157
8335	Shoe Findings and Soling Materials	0	0	120	45
8340	Tents and Tarpaulins	122,583	133,719	36,904	86,632
8345	Flags and Pennants	1,734	1,289	1,980	8,870
TOTAL	Tex, Lthr, Fur, Apparel & Shoe Findng, Tent & Flag	133,984	153,486	77,424	133,012
Clothing, Individual Equipment & Insignia					
8405	Outerwear, Men's	98,241	97,436	91,867	119,150
8410	Outerwear, Women's	13,942	9,134	8,475	16,064
8415	Clothing, Special Purpose	225,103	247,047	276,468	688,870
8420	Underwear and Nightwear, Men's	12,694	1,796	13,972	36,423
8425	Underwear and Nightwear, Women's	1,064	413	1,215	1,112
8430	Footwear, Men's	33,071	94,160	95,560	145,736
8435	Footwear, Women's	27	0	1,199	3,843
8440	Hosiery, Handwear & Clothing Accy, Men's	8,856	4,390	9,520	32,519
8445	Hosiery, Handwear & Clothing Accy, Women's	607	2,140	969	1,776
8450	Children's & Infant's Apparel & Accy	16,100	16,454	17,723	7,927
8455	Badges and Insignia	5,406	6,190	10,761	10,327
8460	Luggage	7,744	4,619	3,611	10,433
8465	Individual Equipment	27,902	20,897	37,607	96,767
8470	Armor, Personal	23,265	19,445	1,499	62,860
8475	Specilized Flight Clothing & Accessories	37,708	13,594	18,031	20,928
TOTAL	Clothing, Individual Equipment & Insignia	511,731	537,716	588,476	1,254,735
Toiletries					
8510	Perfumes, Toilet Preparations and Powders	7,331	8,408	6,030	15,960
8520	Toilet Soap, Shaving Prep & Dentifrices	6,057	6,653	4,112	7,754
8530	Personal Toiletry Articles	4,133	4,981	1,878	3,494
8540	Toiletry Paper Products	18,228	24,382	15,638	27,788
TOTAL	Toiletries	35,749	44,424	27,658	54,996

TABLE 3B. Supplies and Equipment

(Continued)

(Amounts in Thousands of Dollars)

C O D E	DESCRIPTION	FISCAL YEAR			
		1994	1993	1992	1991
Agricultural Supplies					
8710	Forage and Feed	5,796	7,201	6,097	11,519
8720	Fertilizers	75	0	132	351
8730	Seeds and Nursery Stock	828	405	2,409	470
TOTAL	Agricultural Supplies	6,699	7,606	8,638	12,340
Live Animals					
8810	Live Animals, Raised for Food	0	0	592	273
8820	Live Animals, Not Raised for Food	107	478	183	416
TOTAL	Live Animals	107	478	775	689
Subsistence					
8905	Meat, Poultry and Fish	373,000	383,347	395,619	481,950
8910	Dairy Foods and Eggs	79,685	86,388	84,804	121,310
8915	Fruits and Vegetables	116,807	133,535	109,534	193,712
8920	Bakery and Cereal Products	98,436	123,565	86,499	195,482
8925	Sugar, Confectionery and Nuts	36,781	41,747	37,472	79,179
8930	Jams, Jellies and Preserves	4,219	7,912	4,433	12,774
8935	Soups and Bouillons	5,596	8,829	7,084	21,703
8940	Special Dietary Foods & Specialty Prep	103,328	111,699	104,298	520,874
8945	Food, Oils and Fats	12,705	13,152	9,487	22,422
8950	Condiments and Related Products	34,273	34,919	27,004	34,575
8955	Coffee, Tea and Cocoa	17,951	15,766	10,858	34,930
8960	Beverages, Nonalcoholic	27,076	33,993	37,204	42,580
8970	Composite Food Packages	4,338	50,241	4,055	375,065
8975	Tobacco Products	34,411	42,909	46,054	99,659
8999	Food Items for Resale	637,938	738,178	607,074	134,024
TOTAL	Subsistence	1,577,870	1,826,181	1,571,480	2,370,239
Fuels, Lubricants, Oils and Waxes					
9110	Fuels, Solid	37,959	50,354	46,644	38,923
9130	Liquid Propellants & Fuel, Petroleum Base	3,371,817	3,301,743	2,803,498	4,673,498
9135	Liquid Propellant Fuels, Chemical Base	50,266	44,251	62,775	68,302
9140	Fuel Oils	1,044,015	1,077,819	613,538	1,049,356
9150	Oils & Greases: Cutting, Lubr & Hydraulic	45,672	26,681	64,573	171,786
9160	Miscellaneous Waxes, Oils and Fats	157	2,589	181	229
TOTAL	Fuels, Lubricants, Oils and Waxes	4,549,887	4,503,437	3,591,208	6,002,094
Nonmetallic Fabricated Materials					
9310	Paper and Paperboard	3,211	2,989	1,367	13,093
9320	Rubber Fabricated Materials	2,030	1,504	1,432	6,947
9330	Plastics Fabricated Materials	4,329	4,006	2,186	4,677
9340	Glass Fabricated Materials	1,258	1,012	1,325	1,052
9350	Refractories & Fire Surfacing Materials	68	156	75	56
9390	Misc Fabricated Nonmetallic Materials	1,358	4,732	6,092	7,930
TOTAL	Nonmetallic Fabricated Materials	12,255	14,400	12,478	33,755
Nonmetallic Crude Materials					
9410	Crude Grades of Plant Materials	17,264	0	12,610	0
9430	Misc Crude Animal Products, Inedible	80	0	270	36
9440	Misc Crude Agricultural & Forestry Prod	0	0	94	0
9450	Nonmetallic Scrap, Except Textile	0	0	0	146
TOTAL	Nonmetallic Crude Materials	17,344	0	12,974	182
Metal Bars, Sheets and Shapes					
9505	Wire, Nonelectrical, Iron and Steel	1,601	6,124	6,048	10,381
9510	Bars and Rods, Iron and Steel	1,455	3,876	2,918	2,475
9515	Plate, Sheet, Strip & Foil: Iron and Steel	4,884	6,052	9,999	10,521

TABLE 3B. Supplies and Equipment

(Concluded)

(Amounts in Thousands of Dollars)

C O D E	DESCRIPTION	FISCAL YEAR			
		1994	1993	1992	1991
	Metal Bars, Sheets and Shapes (CONT)				
9520	Structural Shapes, Iron and Steel	3,144	2,735	4,583	7,136
9525	Wire, Nonelectrical, Nonferrous Base Metal	7,314	57	363	243
9530	Bars and Rods, Nonferrous Base Metal	3,325	1,702	26,768	2,414
9535	Plate, Sheet, Strip, & Foil: Nonferrous Metal	5,688	4,689	9,054	12,274
9540	Structural Shapes, Nonferrous Base Metal	2,762	1,445	1,447	1,918
9545	Plate, Sheet, Strip, Foil, & Wire: Precious Metal	1,030	381	0	100
	TOTAL Metal Bars, Sheets and Shapes	31,204	27,061	61,180	47,462
	Ores, Minerals, and Their Primary Products				
9610	Ores	801	787	40	76
9620	Minerals, Natural and Synthetic	1,824	1,756	105,397	3,584
9630	Additive Metal Materials & Master Alloys	91	0	4,438	63
9640	Iron & Steel Primary & Semifinished Prod	783	1,076	2,817	897
9650	Nonferrous Base Metal Refinery	519	646	949	374
9660	Precious Metals Primary Forms	0	3,905	29	0
	TOTAL Ores, Minerals, and Their Primary Products	4,019	8,170	113,669	4,994
	Miscellaneous				
9905	Signs, Advertizing Displays, Ident Plates	2,295	2,818	2,859	3,001
9910	Jewelry	170	369	172	87
9915	Collectors and/or Historical Items	0	120	0	0
9920	Smokers' Articles and Matches	310	521	330	2,435
9925	Ecclesiastical Equip, Furnishings & Sup	366	500	413	2,951
9930	Memorials; Cemeterial & Mortuary Eq & Sup	0	60	753	350
9998	Nonfood Items for Resale	53,390	57,676	116,000	63,308
9999	Miscellaneous Items	1,490,844	2,480,115	2,609,135	2,490,793
	TOTAL Miscellaneous	1,547,374	2,542,180	2,729,662	2,562,925
	T O T A L SUPPLIES AND EQUIPMENT	52,342,127	60,769,923	59,784,042	73,527,876

TABLE 4

**Net Value of
Prime Contract Awards Over \$25,000
by Federal Supply Classification
Code and Description, and by
DoD Component for FY 1994**

TABLE 4-1
Research, Development, Test, and Evaluation
by DoD Component
Fiscal Year 1994

(Amounts in Thousands of Dollars)

C O D E	DESCRIPTION	DoD COMPONENT						
		TOTAL	Army	Navy	Air Force	DLA	OCE	ODA
AB11	RDTE/Crime Prevention & Control-Basic Resea	900	900	0	0	0	0	0
AB21	RDTE/Fire Prevention & Control-Basic Resear	250	0	0	250	0	0	0
AB22	RDTE/Fire Prevention & Control-Exploratory	540	0	0	540	0	0	0
AC11	RDTE/Aircraft-Basic Research	3,261	0	2,997	264	0	0	0
AC12	RDTE/Aircraft-Exploratory Development	37,805	3,361	16,840	17,605	0	0	0
AC13	RDTE/Aircraft-Advanced Development	434,555	311,772	12,620	109,545	0	0	619
AC14	RDTE/Aircraft-Engineering Development	4,788,360	150,445	2,133,677	2,491,538	0	0	12,700
AC15	RDTE/Aircraft-Operational Systems Developme	91,850	36,444	19,103	36,303	0	0	0
AC16	RDTE/Aircraft-Management & Support	63,441	45,717	6,482	11,242	0	0	0
AC21	RDTE/Missile and Space Systems-Basic Resear	38,332	17,087	13,281	7,873	0	0	90
AC22	RDTE/Missile and Space Systems-Exploratory	96,132	23,085	46,377	26,242	0	0	428
AC23	RDTE/Missile and Space Systems-Advanced Dev	1,874,249	1,382,324	15,699	476,225	0	0	0
AC24	RDTE/Missile and Space Systems-Engr Develop	852,629	388,676	328,338	135,615	0	0	0
AC25	RDTE/Missile and Space Systems-Op Systems D	1,699,247	8,570	19,567	1,671,110	0	0	0
AC26	RDTE/Missile and Space Systems-Mgmt & Suppo	17,812	0	2,552	15,260	0	0	0
AC31	RDTE/Ships-Basic Research	7,984	0	7,984	0	0	0	0
AC32	RDTE/Ships-Exploratory Development	40,623	0	40,623	0	0	0	0
AC33	RDTE/Ships-Advanced Development	153,827	0	153,827	0	0	0	0
AC34	RDTE/Ships-Engineering Development	148,554	0	148,554	0	0	0	0
AC35	RDTE/Ships-Op Systems Development	25,168	0	25,168	0	0	0	0
AC36	RDTE/Ships-Management & Support	17,238	0	17,238	0	0	0	0
AC41	RDTE/Tank - Automotive-Basic Research	2,199	2,096	104	0	0	0	0
AC42	RDTE/Tank - Automotive-Exploratory Developm	34,345	29,550	4,795	0	0	0	0
AC43	RDTE/Tank - Automotive-Advanced Development	131,494	131,083	411	0	0	0	0
AC44	RDTE/Tank - Automotive-Engr Development	56,678	56,678	0	0	0	0	0
AC45	RDTE/Tank - Automotive-Op Systems Developme	10,288	10,244	44	0	0	0	0
AC46	RDTE/Tank - Automotive-Management & Support	5,060	4,226	734	100	0	0	0
AC51	RDTE/Weapons-Basic Research	16,888	6,919	13	9,956	0	0	0
AC52	RDTE/Weapons-Exploratory Development	69,684	11,135	37,375	21,174	0	0	0
AC53	RDTE/Weapons-Advanced Development	68,591	2,642	10,743	55,206	0	0	0
AC54	RDTE/Weapons-Engineering Development	529,043	12,839	453,961	62,243	0	0	0
AC55	RDTE/Weapons-Operational Systems Developmen	20,869	6,579	599	13,691	0	0	0
AC56	RDTE/Weapons-Management & Support	41,740	0	28,963	12,777	0	0	0
AC61	RDTE/Electronics & Communication Eq-Basic R	104,284	42,251	36,741	23,446	1,296	0	550
AC62	RDTE/Electronics & Communication Eq-Explor	252,668	111,569	114,042	20,868	0	0	6,189
AC63	RDTE/Electronics & Communication Eq-Advance	492,755	132,750	228,750	131,256	0	0	0
AC64	RDTE/Electronics & Communication Eq-Engr De	1,725,225	152,230	389,596	1,176,962	0	0	6,436
AC65	RDTE/Electronics & Communication Eq-Op Syst	647,558	86,091	312,114	213,708	0	0	35,645
AC66	RDTE/Electronics & Communication Eq-Mgmt &	43,028	20,740	7,838	13,166	0	0	1,284
AC91	RDTE/Misc Hard Goods-Basic Research	2,489	2,150	339	0	0	0	0
AC92	RDTE/Misc Hard Goods-Exploratory Developmen	3,109	631	2,478	0	0	0	0
AC93	RDTE/Misc Hard Goods-Advanced Development	9,648	3,936	5,371	342	0	0	0
AC94	RDTE/Misc Hard Goods-Engr Development	4,768	137	3,482	1,149	0	0	0
AC95	RDTE/Misc Hard Goods-Op Systems Development	82,778	0	74,846	7,932	0	0	0
AC96	RDTE/Misc Hard Goods-Mgmt & Support	4,196	0	2,589	1,607	0	0	0
AD11	RDTE/Ammunition-Basic Research	1,365	912	80	373	0	0	0
AD12	RDTE/Ammunition-Exploratory Development	106,698	95,269	7,552	3,877	0	0	0
AD13	RDTE/Ammunition-Advanced Development	77,725	76,781	44	900	0	0	0
AD14	RDTE/Ammunition-Engineering Development	83,132	66,743	9,908	6,481	0	0	0
AD15	RDTE/Ammunition-Operational Systems Develop	155	0	0	0	0	0	0
AD16	RDTE/Ammunition-Management & Support	8,406	2,594	540	5,272	0	0	0
AD21	RDTE/Services-Basic Research	131,726	91,787	25,158	14,782	0	0	0
AD22	RDTE/Services-Exploratory Development	100,162	50,484	36,397	13,281	0	0	0
AD23	RDTE/Services-Advanced Development	91,083	19,730	45,720	21,813	0	0	3,820
AD24	RDTE/Services-Engineering Development	120,457	11,476	100,669	8,311	0	0	0
AD25	RDTE/Services-Operational Systems Developme	164,012	92,485	56,213	14,670	0	0	645
AD26	RDTE/Services-Management & Support	111,046	73,668	11,289	25,115	0	0	973
AD31	RDTE/Subsistence-Basic Research	109	109	0	0	0	0	0
AD32	RDTE/Subsistence-Exploratory Development	139	139	0	0	0	0	0
AD33	RDTE/Subsistence-Advanced Development	2,077	0	2,077	0	0	0	0
AD35	RDTE/Subsistence-Operational Systems Develo	9,131	9,131	0	0	0	0	0
AD41	RDTE/Textiles, Clothing, Equipage-Basic Res	1,117	1,117	0	0	0	0	0
AD42	RDTE/Textiles, Clothing, Equipage-Explor De	3,910	3,086	578	0	0	0	246
AD43	RDTE/Textiles, Clothing, Equipage-Advanced	6,771	6,556	215	0	0	0	0
AD44	RDTE/Textiles, Clothing, Equipage-Engr Deve	9,168	1,355	7,048	765	0	0	0
AD45	RDTE/Textiles, Clothing, Equipage-Op System	4,056	4,056	0	0	0	0	0
AD46	RDTE/Textiles, Clothing, Equipage-Mgmt & Su	58	58	0	0	0	0	0
AD51	RDTE/Fuels and Lubricants-Basic Research	216	95	0	121	0	0	0
AD52	RDTE/Fuels and Lubricants-Exploratory Devel	2,964	55	97	3,006	0	0	0
AD53	RDTE/Fuels and Lubricants-Advanced Developm	35	0	0	35	0	0	0
AD54	RDTE/Fuels and Lubricants-Engr Development	5,636	5,636	0	0	0	0	0
AD56	RDTE/Fuels and Lubricants-Management & Supp	495	0	0	495	0	0	0
AD61	RDTE/Construction-Basic Research	1,693	0	0	43	0	0	1,650
AD62	RDTE/Construction-Exploratory Development	345	0	345	0	0	0	0
AD63	RDTE/Construction-Advanced Development	531	0	137	395	0	0	0
AD64	RDTE/Construction-Engineering Development	22,209	14,682	6,919	609	0	0	0

TABLE 4-1
Research, Development, Test, and Evaluation
by DoD Component
Fiscal Year 1994

(Continued)

(Amounts in Thousands of Dollars)

C O D E	DESCRIPTION	DoD COMPONENT						
		TOTAL	Army	Navy	Air Force	DLA	OCE	ODA
AD65	RDTE/Construction-Operational Systems Devel	262	329	591	0	0	0	0
AD66	RDTE/Construction-Management & Support	945	275	670	0	0	0	0
AD91	RDTE/Other Defense-Basic Research	315,861	7,910	226,553	39,952	0	0	41,446
AD92	RDTE/Other Defense-Exploratory Development	1,175,377	350,523	129,802	224,978	0	0	470,074
AD93	RDTE/Other Defense-Advanced Development	828,032	55,179	97,364	248,299	0	0	427,191
AD94	RDTE/Other Defense-Engineering Development	294,574	44,602	23,323	226,251	0	0	398
AD95	RDTE/Other Defense-Operational Systems Deve	301,898	15,488	26,717	251,973	0	0	7,720
AD96	RDTE/Other Defense-Management & Support	51,365	11,804	10,384	23,217	0	0	5,961
AE12	RDTE/Emplmnt Growth & Productivity-Explor	70	0	70	0	0	0	0
AE16	RDTE/Emplmnt Growth & Productivity-Mgmt &	60	0	0	60	0	0	0
AE21	RDTE/Product or Srvc Improvement-Basic Rese	8,229	0	0	8,229	0	0	0
AE31	RDTE/Manufacturing Technology-Basic Researc	40,183	0	40,183	0	0	0	0
AE32	RDTE/Manufacturing Technology-Exploratory D	1,277	0	1,277	0	0	0	0
AE35	RDTE/Manufacturing Technology-Op Systems De	108,660	964	0	107,310	386	0	0
AE36	RDTE/Manufacturing Technology-Mgmt & Suppor	179	0	0	179	0	0	0
AE95	RDTE/Other Econ Growth&Productivity-Op Syst	51	51	0	0	0	0	0
AF11	RDTE/Education-Basic Research	299	0	299	0	0	0	0
AF13	RDTE/Education-Advanced Development	940	0	0	940	0	0	0
AF15	RDTE/Education-Operational Systems Developm	36	36	0	0	0	0	0
AF16	RDTE/Education-Management & Support	1,632	1,328	182	122	0	0	0
AG32	RDTE/Energy - Geothermal - Exploratory Deve	617	0	617	0	0	0	0
AG51	RDTE/Energy - Nuclear - Basic Research	250	250	0	0	0	0	0
AG64	RDTE/Energy - Petroleum - Engineering Devel	300	300	0	0	0	0	0
AG81	RDTE/Conservation of Energy - Basic Researc	60	0	0	60	0	0	0
AG92	RDTE/Other Energy - Exploratory Development	848	740	0	108	0	0	0
AG95	RDTE/Other Energy - Operational Systems Dev	405	405	0	0	0	0	0
AG96	RDTE/Other Energy - Management & Support	189	0	0	189	0	0	0
AH11	RDTE/Pollution Cntl & Abatement-Basic Resea	777	0	0	777	0	0	0
AH12	RDTE/Pollution Cntl & Abatement-Exploratory	6,161	5,149	0	1,011	0	0	0
AH13	RDTE/Pollution Cntl & Abatement-Advanced De	985	985	0	0	0	0	0
AH16	RDTE/Pollution Cntl & Abatement-Mgmt & Supp	33	33	0	0	0	0	0
AH21	RDTE/Air Pollution-Basic Research	937	0	85	853	0	0	0
AH22	RDTE/Air Pollution-Exploratory Development	625	0	0	625	0	0	0
AH26	RDTE/Air Pollution-Management & Support	395	0	0	395	0	0	0
AH31	RDTE/Water Pollution-Basic Research	639	64	0	574	0	0	0
AH32	RDTE/Water Pollution-Exploratory Developmen	200	0	0	200	0	0	0
AH33	RDTE/Water Pollution-Advanced Development	230	0	230	0	0	0	0
AH42	RDTE/Noise Pollution-Exploratory Developmen	72	0	0	72	0	0	0
AH91	RDTE/Other Environmental Protection-Basic R	130	0	0	130	0	0	0
AH92	RDTE/Other Environmental Protection-Explor	7,677	4,596	25	3,056	0	0	0
AH94	RDTE/Other Environmental Protection-Engr De	1,671	0	0	1,671	0	0	0
AH95	RDTE/Other Environmental Protection-Op Syst	4,634	3,092	0	1,542	0	0	0
AH96	RDTE/Other Environmental Protection-Mgmt &	38,407	38,302	0	0	105	0	0
AJ11	RDTE/Physical Sciences - Basic Research	51,568	270	388	50,910	0	0	0
AJ12	RDTE/Physical Sciences - Exploratory Develo	21,896	126	348	21,422	0	0	0
AJ13	RDTE/Physical Sciences - Advanced Developme	10,773	0	155	10,618	0	0	0
AJ14	RDTE/Physical Sciences - Engineering Develo	24,156	0	0	24,156	0	0	0
AJ15	RDTE/Physical Sciences - Operational System	598	47	0	551	0	0	0
AJ16	RDTE/Physical Sciences - Management & Suppo	34,394	0	0	34,394	0	0	0
AJ21	RDTE/Math & Computer Sciences - Basic Resea	817	300	517	0	0	0	0
AJ22	RDTE/Math & Computer Sciences - Explor Deve	5,593	5,438	0	155	0	0	0
AJ23	RDTE/Math & Computer Sciences - Advanced De	971	0	0	971	0	0	0
AJ24	RDTE/Math & Computer Sciences - Engr Develo	142	0	142	0	0	0	0
AJ25	RDTE/Math & Computer Sciences - Op Systems	399	0	399	0	0	0	0
AJ32	RDTE/Environmental Sciences - Explor Develo	1,786	622	1,165	0	0	0	0
AJ33	RDTE/Environmental Sciences - Advanced Deve	70	0	70	0	0	0	0
AJ35	RDTE/Environmental Sciences - Op Systems De	1,701	1,301	400	0	0	0	0
AJ41	RDTE/Engineering Sciences - Basic Research	155	80	75	0	0	0	0
AJ42	RDTE/Engineering Sciences - Exploratory Dev	1,027	406	267	200	0	154	0
AJ43	RDTE/Engineering Sciences - Advanced Develo	367	0	0	367	0	0	0
AJ44	RDTE/Engineering Sciences - Engineering Dev	871	0	85	786	0	0	0
AJ46	RDTE/Engineering Sciences - Management & Su	2,989	100	58	2,830	0	0	0
AJ62	RDTE/Psychological Sciences - Exploratory D	30	0	30	0	0	0	0
AJ91	RDTE/Other Sciences - Basic Research	1,072	133	778	86	0	75	0
AJ92	RDTE/Other Sciences - Exploratory Developme	322	43	279	0	0	0	0
AJ93	RDTE/Other Sciences - Advanced Development	41	41	0	0	0	0	0
AJ95	RDTE/Other Sciences - Operational Systems D	182	0	32	150	0	0	0
AJ96	RDTE/Other Sciences - Management & Support	1,145	0	1,145	0	0	0	0
AN11	RDTE/Biomedical - Basic Research	4,729	2,760	0	0	0	0	1,969
AN15	RDTE/Biomedical - Operational Systems Devel	177	177	0	0	0	0	0
AN16	RDTE/Biomedical - Management & Support	1,136	0	0	1,136	0	0	0
AN21	RDTE/Dependency - Drugs - Basic Research	1,338	0	0	0	0	0	1,338
AN46	RDTE/Health Services - Management & Support	350,459	0	0	0	0	0	350,459
AN61	RDTE/Rehabilitative Engineering-Basic Resea	5,297	0	5,297	0	0	0	0
AN62	RDTE/Rehabilitative Engineering-Explor Deve	1,024	1,024	0	0	0	0	0
AN81	RDTE/Aids Research - Basic Research	450	450	0	0	0	0	0

TABLE 4-1
Research, Development, Test, and Evaluation
by DoD Component
Fiscal Year 1994

(Concluded)

(Amounts in Thousands of Dollars)

C O D E	DESCRIPTION	D o D C O M P O N E N T						
		TOTAL	Army	Navy	Air Force	DLA	OCE	ODA
AN83	RDTE/Aids Research - Advanced Development	3,283	3,283	0	0	0	0	0
AN91	RDTE/Other Medical - Basic Research	18,126	15,649	2,477	0	0	0	0
AN92	RDTE/Other Medical - Exploratory Development	17,991	17,991	0	0	0	0	0
AN93	RDTE/Other Medical - Advanced Development	39,045	39,045	0	0	0	0	0
AN94	RDTE/Other Medical - Engineering Development	110	110	0	0	0	0	0
AN95	RDTE/Other Medical - Operational Systems De	94-	94-	0	0	0	0	0
AN96	RDTE/Other Medical - Management & Support	1,443	1,343	0	100	0	0	0
AP21	RDTE/Natural Resources - Land - Basic Resea	245	245	0	0	0	0	0
AP22	RDTE/Natural Resources - Land - Explor Deve	1,199	1,199	0	0	0	0	0
AP32	RDTE/Natural Resources - Mineral - Explor D	42	42	0	0	0	0	0
AP51	RDTE/Natural Resources-Marine-Basic Researc	186	0	150	0	0	36	0
AP52	RDTE/Natural Resources-Marine-Exploratory D	2,314	0	2,314	0	0	0	0
AP56	RDTE/Natural Resources-Marine-Management &	70	0	70	0	0	0	0
AP91	RDTE/Natural Resources-Other-Basic Research	307	278	0	0	0	29	0
AR11	RDTE/Space - Aeronautics - Basic Research	381-	0	0	381-	0	0	0
AR13	RDTE/Space - Aeronautics - Advanced Develop	6,656	0	0	6,656	0	0	0
AR21	RDTE/Space-Science Applications-Basic Resea	66	0	0	66	0	0	0
AR22	RDTE/Space-Science Applications-Explor Deve	531	232	0	399	0	0	0
AR23	RDTE/Space-Science Applications-Advanced De	84,277	0	0	84,277	0	0	0
AR25	RDTE/Space-Science Applications-Op Systems	100,727	0	0	100,727	0	0	0
AR33	RDTE/Space Flight - Advanced Development	42,327	0	0	42,327	0	0	0
AR34	RDTE/Space Flight - Engineering Development	83,692	0	0	83,692	0	0	0
AR35	RDTE/Space Flight - Operations Systems Deve	3,654	0	0	3,654	0	0	0
AR41	RDTE/Space Op - Tracking & Data Acq-Basic R	2,535	0	0	2,535	0	0	0
AR42	RDTE/Space Op - Applied Research & Expl Dev	564	0	0	564	0	0	0
AR43	RDTE/Space Op - Trckng & Data Acq-Advanced	2,279	0	317	1,962	0	0	0
AR44	RDTE/Space Op - Trckng & Data Acq-Engineeri	34,048	0	0	34,048	0	0	0
AR45	RDTE/Space Op-Trckng & Data Acq-Op Systems	3,138	0	0	3,138	0	0	0
AR46	RDTE/Space Op-Tracking & Data Acq-Mgmt & Su	500	0	0	500	0	0	0
AR61	RDTE/Space-Station-Basic Research	50	0	0	50	0	0	0
AR62	RDTE/Space-Station-Exploratory Development	226	0	150	76	0	0	0
AR63	RDTE/Space-Station-Advanced Development	1,407	0	0	1,407	0	0	0
AR64	RDTE/Space-Station-Engineering Development	1,484	0	1,484	0	0	0	0
AR66	RDTE/Space-Station-Management & Support	56	0	0	56	0	0	0
AR91	RDTE/Space - Other - Basic Research	81,752	0	0	81,752	0	0	0
AR92	RDTE/Space - Other - Exploratory Development	25,375	0	35	25,340	0	0	0
AR93	RDTE/Space - Other - Advanced Development	18,911	0	0	18,911	0	0	0
AR94	RDTE/Space - Other - Engineering Development	7,704-	0	0	7,704-	0	0	0
AR95	RDTE/Space - Other - Operational Systems De	10,875	0	0	10,875	0	0	0
AR96	RDTE/Space - Other - Management & Support	260	0	0	260	0	0	0
AS12	RDTE/Transportation - Air - Exploratory Dev	249	0	249	0	0	0	0
AS21	RDTE/Transportation - Motor Veh - Basic Res	294	0	294	0	0	0	0
AS23	RDTE/Transportation - Motor Veh - Advanced	275	0	100	175	0	0	0
AS43	RDTE/Transportation - Marine - Advanced Dev	4,775	0	4,775	0	0	0	0
AS91	RDTE/Transportation - Other - Basic Researc	3,315	0	0	3,315	0	0	0
AT31	RDTE/Trans - Navigational Aids - Basic Rese	60	0	0	60	0	0	0
AT32	RDTE/Trans - Navigational Aids - Explor Dev	878	0	0	878	0	0	0
AV32	RDTE/Mining Methods-Subsurface-Exploratory	75	0	75	0	0	0	0
AV62	RDTE/Mining Safety - Exploratory Development	246	0	246	0	0	0	0
AZ11	RDTE/Other Research & Development-Basic Res	200,102	109,677	64,906	9,245	2,629	9,837	3,809
AZ12	RDTE/Other Research & Development-Explor De	157,362	57,883	71,143	28,176	0	0	159
AZ13	RDTE/Other Research & Development-Advanced	403,626	26,415	15,185	362,027	0	0	0
AZ14	RDTE/Other Research & Development-Engr Deve	320,404	4,571	13,836	265,041	0	0	36,956
AZ15	RDTE/Other Research & Development-Op Sys De	284,029	217,294	10,557	41,121	0	0	15,058
AZ16	RDTE/Other Research & Development-Mgmt & Su	324,790	29,457	20,575	268,533	0	160	6,065

**TABLE 4-2
Other Services and Construction
by DoD Component
Fiscal Year 1994**

(Amounts in Thousands of Dollars)

C O D E	DESCRIPTION	DoD COMPONENT						
		TOTAL	Army	Navy	Air Force	DLA	OCE	ODA
B502	Air Quality Analyses	236	50	149	37	0	0	0
B503	Archaeological/Paleontological Studies	8,639	4,800	343	255	0	3,241	0
B504	Chemical/Biological Studies & Analyses	3,599	2,183	899	200	33	285	0
B505	Cost Benefit Analyses	1,457	60	1,227	0	0	0	170
B506	Data Analyses (other than scientific)	12,547	8,658	1,469	2,421	0	0	0
B509	Endangered Species Studies - Plant & Animal	718	480	43	195	0	0	0
B510	Environmental Studies & Assessments	58,092	19,057	1,107	34,066	0	3,862	0
B513	Feasibility Studies (non-construction)	954	124	0	830	0	0	0
B516	Animal & Fisheries Studies	642	0	0	204	0	438	0
B517	Geological Studies	32	0	32	0	0	0	0
B518	Geophysical Studies	1,870	0	1,870	0	0	0	0
B519	Geotechnical Studies	1,602	0	0	0	0	1,602	0
B521	Historical Studies	1,407	92	547	0	0	767	0
B524	Mathematical/Statistical Analyses	1,433	1,280	29	75	0	49	0
B526	Oceanological Studies	327	0	327	0	0	0	0
B527	Recreation Studies	56	0	0	0	0	56	0
B529	Scientific Data Studies	5,764	1,103	424	4,237	0	0	0
B532	Soils Studies	1,627	1,627	0	0	0	0	0
B533	Water Quality Studies	991	136	0	0	0	855	0
B534	Wildlife Studies	26	26	0	0	0	0	0
B537	Medical & Health Studies	2,730	2,601	0	41	0	88	0
B538	Intelligence Studies	6,373	401	0	5,610	0	0	362
B539	Aeronautic/Space Studies	3,579	0	191	3,311	0	0	77
B541	Defense Studies	6,870	4,276	2,301	293	0	0	0
B542	Educational Studies & Analyses	1,290	1,290	0	0	0	0	0
B543	Energy Studies	138	0	0	138	0	0	0
B544	Technology Studies	26,488	3,613	12,838	0	0	0	10,037
B545	Housing & Community Development Studies	524	524	0	0	0	0	0
B546	Security Studies (Physical & Personal)	1,199	0	1,199	0	0	0	0
B547	Accounting/Financial Management Studies	1,709	130	1,535	0	0	44	0
B549	Foreign Policy/National Security Policy Stu	38,697	38,697	0	0	0	0	0
B550	Organization/Administrative/Personnel Studi	992	500	79	413	0	0	0
B551	Mobilization/Preparedness Studies	81	131	0	50	0	0	0
B552	Manpower Studies	586	237	348	0	0	0	0
B553	Communications Studies	4,856	110	4,745	0	0	0	0
B554	Acquisition Policy/Procedures Studies	518	0	518	0	0	0	0
B599	Other Special Studies & Analyses	145,079	40,700	44,514	45,153	813	6,560	7,339
C111	Administrative & Service Buildings	53,654	14,215	32,346	6,222	0	213	657
C112	Airfield, Communication & Missile Facilitie	28,087	7,091	18,206	2,790	0	0	0
C113	Educational Buildings	15,679	2,451	12,971	128	0	129	0
C114	Hospital Buildings	6,496	2,163	3,701	632	0	0	0
C115	Industrial Buildings	10,015	4,222	3,711	1,202	0	879	0
C116	Residential Buildings	47,004	17,942	25,077	3,985	0	0	0
C117	Warehouse Buildings	4,829	1,030	3,744	55	0	0	0
C118	Research & Development Facilities	641	35	564	0	0	112	0
C119	Other Buildings	55,042	21,385	29,181	3,952	0	524	0
C121	Conservation & Development	2,521	1,084	180	194	0	1,064	0
C122	Highways, Roads, Streets, Bridges, and Rail	2,386	1,452	377	179	0	379	0
C123	Electric Power Generation (EPG)	1,874	879	697	298	0	0	0
C124	Utilities	17,349	1,856	14,845	648	0	0	0
C129	Other Non-Building Structures	28,484	1,609	12,171	1,473	0	13,196	35
C130	Restoration	72,244	1,936	689	69,654	0	35	0
C211	Architect-Engineering Services	710,525	291,288	246,902	67,970	33	104,166	166
C212	Engineering Drafting Services	12,330	1,835	601	0	0	11,095	0
C213	A&E Inspection Services (Non-construction)	4,953	1,920	2,265	386	0	381	0
C214	A&E Management Engineering Services	17,780	186	10,803	6,791	0	0	0
C215	A&E Production Engineering Services	7,013	26	6,988	0	0	0	0
C216	Marine Architect & Engineering Services	379,219	119	379,735	0	0	635	0
C219	Other Architect & Engineering Services	1,151,486	364,144	554,026	133,037	0	100,183	95
D301	ADP Facility Operation & Maintenance Servic	157,376	43,713	77,118	15,095	684	4,649	16,115
D302	ADP Systems Development Services	186,336	50,992	95,368	26,942	2,826	3,449	6,758
D303	ADP Data Entry Services	10,684	1,109	7,830	310	0	315	1,120
D304	ADP Telecommunications & Transmission Servi	80,044	67,030	9,216	0	0	49	3,748
D305	ADP Teleprocessing & Timesharing Services	14,542	9,461	557	2,430	0	2,094	0
D306	ADP Systems Analysis Services	94,022	12,951	29,026	35,323	0	15,971	752
D307	Automated Info System Design & Integration	617,598	505,751	44,654	34,481	455	339	31,918
D308	Programming Services	27,807	723	2,044	20,811	0	884	3,345
D309	Info & Data Broadcasting or Data Distributi	2,917	185	74	0	0	317	142
D310	ADP Backup & Security Services	2,990	2,107	48	0	0	0	835
D311	ADP Data Conversion Services	13,294	6,657	3,687	922	0	47	1,981
D312	ADP Optical Scanning Services	11,246	6,846	3,345	428	0	323	304
D313	Computer Aided Design/Computer Aided Mfg Se	73,940	329	73,562	48	0	0	0
D314	ADP System Acquisition Support Services	160,726	69,254	81,782	3,513	0	202	5,975
D315	Digitizing Services	9,418	9,418	0	0	0	0	0
D316	Telecommunication Network Management Servic	10,581	3,464	6,313	417	0	105	282
D317	Automated News Svcs, Data Svcs, or Other In	8,101	1,221	852	82	0	5,525	421

**TABLE 4-2
Other Services and Construction
by DoD Component
Fiscal Year 1994**

(Continued)

(Amounts in Thousands of Dollars)

C O D E	DESCRIPTION	DoD COMPONENT						
		TOTAL	Army	Navy	Air Force	DLA	OCE	ODA
D399	Other ADP & Telecommunication Services	1,611,168	447,675	176,725	97,081	26,053	7,977	855,657
E122	Purchase/Air Traffic Control Training Facil	100	100	0	0	0	0	0
E131	Purchase/Schools	90	90	0	0	0	0	0
F001	Aerial Fertilization/Spraying Services	58	0	0	0	0	58	0
F002	Aerial Seeding Services	119	119	0	0	0	0	0
F003	Forest/Range Fire Suppression/Presuppressio	976	162	0	814	0	0	0
F005	Forest Tree Planting	65	28	0	0	0	37	0
F006	Land Treatment Practices (plowing/clearing,	118	118	0	0	0	0	0
F007	Range Seeding Services (ground equipment)	458	315	0	0	0	143	0
F008	Recreation Site Maintenance Svcs (non-const	399	0	0	236	0	162	0
F010	Seedling Production/Transplanting Services	3,431	0	2,788	72	0	571	0
F012	Survey Line Clearing Services	36	0	0	0	0	36	0
F014	Tree Thinning Services	48	48	0	0	0	0	0
F015	Well Drilling/Exploratory Services	14,084	3,398	9,298	281	0	1,106	0
F018	Other Range/Forest Improvements Svcs (non-c	839	839	0	0	0	0	0
F019	Other Wildlife Management Services	765	29	205	32	0	499	0
F020	Fisheries Resources Management Services	474	0	0	0	0	474	0
F099	Other Natural Resources & Conservation Serv	24,445	2,879	344	20,543	0	680	0
F101	Air Quality Support Services	2,743	1,302	1,441	0	0	0	0
F102	Surveys & Technical Support Rel to Air Poll	406	406	0	0	0	0	0
F103	Water Quality Support Services	3,719	950	149	0	261	2,360	0
F104	Surveys & Technical Support Rel to Water Po	4,204	0	527	3,677	0	0	0
F105	Pesticides Support Services	125	45	48	0	0	33	0
F106	Toxic Substances Support Services	8,212	8,161	0	0	0	51	0
F107	Hazardous Substance Analysis	86,994	820	397	85,138	0	576	63
F108	Hazardous Substance Removal/Cleanup/Disposa	207,652	68,215	32,345	13,416	57,800	35,823	52
F109	Leaking Underground Storage Tank Support Se	8,431	6,509	304	1,582	0	36	0
F110	Dev of Environ Impact Statements & Assesseme	4,942	522	1,081	831	0	2,509	0
F111	Surveys & Tech Support for Multiple Polluta	1,592	355	0	1,236	0	0	0
F112	Oil Spill Cleanup, Removal, Disposal & Supp	678	456	222	0	0	0	0
F999	Other Environ Svcs, Studies, & Analytical S	291,283	184,233	37,703	24,791	0	44,556	0
G001	Care of Remains and/or Funeral Services	143	33	110	0	0	0	0
G002	Chaplain Services	405	255	104	46	0	0	0
G003	Recreational Services	2,828	1,478	887	463	0	0	0
G004	Social Rehabilitation Services	676	0	548	0	0	0	129
G007	Government Health Insurance Programs	344,454	0	0	0	0	0	344,454
G009	Non-Government Insurance Programs	229	0	0	229	0	0	0
G099	Other Social Services	12,627	2,943	9,420	115	150	0	0
H110	Quality Control Svcs/Weapons	1,423	0	1,423	0	0	0	0
H112	Quality Control Svcs/Fire Control Equipment	45	0	0	45	0	0	0
H114	Quality Control Svcs/Guided Missiles	19,108	0	19,108	0	0	0	0
H118	Quality Control Svcs/Space Vehicles	72,425	0	0	72,425	0	0	0
H119	Quality Control Svcs/Ships-Sml Craft-Docks	7,408	0	7,408	0	0	0	0
H144	Quality Control Svcs/Furnace-Steam Plant-Nu	152	152	0	0	0	0	0
H146	Quality Control Svcs/Water Purification Equ	58	0	0	58	0	0	0
H158	Quality Control Svcs/Communication Equipmen	3,118	0	0	3,118	0	0	0
H159	Quality Control Svcs/Electrical & Elct Equi	11,628	0	11,628	0	0	0	0
H163	Quality Control Svcs/Alarm & Signal Systems	62	0	0	62	0	0	0
H174	Quality Control Svcs/Office Machines	73	73	0	0	0	0	0
H199	Quality Control Svcs/Miscellaneous Equipmen	230	0	230	0	0	0	0
H210	Equip & Mats Testing/Weapons	2,687	226	2,461	0	0	0	0
H212	Equip & Mats Testing/Fire Control Equipment	3,151	0	3,151	0	0	0	0
H213	Equip & Mats Testing/Ammo & Explosives	11,060	0	11,060	0	0	0	0
H214	Equip & Mats Testing/Guided Missiles	31,852	893	30,926	33	0	0	0
H215	Equip & Mats Testing/Aircraft Structural Co	37,659	0	37,659	0	0	0	0
H216	Equip & Mats Testing/Aircraft Comps & Accys	8,224	6,578	1,227	0	0	0	419
H223	Equip & Mats Testing/Vehicles-Trailers-Cycl	186	0	0	186	0	0	0
H228	Equip & Mats Testing/Engines, Turbines & Co	10,275	43	10,233	0	0	0	0
H230	Equip & Mats Testing/Mech Power Trans Equip	60	60	0	0	0	0	0
H234	Equip & Mats Testing/Metalworking Machinery	48	48	0	0	0	0	0
H236	Equip & Mats Testing/Special Industry Machi	95	95	0	0	0	0	0
H237	Equip & Mats Testing/Agricultural Machinery	195	195	0	0	0	0	0
H242	Equip & Mats Testing/Fire, Rescue & Safety	1,460	0	1,460	0	0	0	0
H247	Equip & Mats Testing/Pipe-Tubing-Hose-Fitti	333	48	0	0	0	285	0
H249	Equip & Mats Testing/Maintenance & Repair S	38	0	38	0	0	0	0
H258	Equip & Mats Testing/Communication Equipmen	18,067	705	17,362	0	0	0	0
H259	Equip & Mats Testing/Electrical & Elct Equi	2,438	0	0	2,438	0	0	0
H260	Equip & Mats Testing/Fiber Optic Mats & Com	91	0	0	91	0	0	0
H266	Equip & Mats Testing/Instruments & Lab Equi	5,730	0	5,730	0	0	0	0
H270	Equip & Mats Testing/ADP Equip & Supplies	3,226	0	445	2,780	0	0	0
H291	Equip & Mats Testing/Fuels-Lubricants-Oils	360	326	0	34	0	0	0
H299	Equip & Mats Testing/Miscellaneous Equipmen	161	0	161	0	0	0	0
H312	Inspection Services/Fire Control Equipment	26	0	0	26	0	0	0
H320	Inspection Services/Ship & Marine Equipment	26	26	0	0	0	0	0
H323	Inspection Services/Vehicles-Trailers-Cycle	1,538	1,538	0	0	0	0	0
H338	Inspection Services/Construction Equipment	125	0	0	45	0	80	0

TABLE 4-2
Other Services and Construction
by DoD Component
Fiscal Year 1994

(Continued)

(Amounts in Thousands of Dollars)

C O D E	DESCRIPTION	D o D C O M P O N E N T						
		TOTAL	Army	Navy	Air Force	DLA	OCE	ODA
H344	Inspection Services/Furnace-Stream Plant-Nu	482	250	0	233	0	0	0
H346	Inspection Services/Water Purification Equi	83	0	0	83	0	0	0
H358	Inspection Services/Communication Equipment	60	0	60	0	0	0	0
H359	Inspection Services/Electrical & Elct Equip	52	52	0	0	0	0	0
H361	Inspection Services/Power Distribution Equip	41	41	0	0	0	0	0
H365	Inspection Services/Medical & Dental Equipm	70	0	70	0	0	0	0
H399	Inspection Services/Miscellaneous Equipment	203	88	0	38	0	77	0
H915	Other Quality Cntl Svcs/Aircraft Structural	671	0	671	0	0	0	0
H920	Other Quality Cntl Svcs/Ship & Marine Equip	451	0	451	0	0	0	0
H928	Other Quality Cntl Svcs/Engines, Turbines &	582	0	582	0	0	0	0
H952	Other Quality Cntl Svcs/Measuring Tools	115	0	115	0	0	0	0
H954	Other Quality Cntl Svcs/Prefab Structures	173	0	173	0	0	0	0
H958	Other Quality Cntl Svcs/Communication Equip	120	120	0	0	0	0	0
H959	Other Quality Cntl Svcs/Electrical & Elct E	6,440	0	6,440	0	0	0	0
H999	Other Quality Cntl, Testing & Inspection Se	79,265	18,193	51,675	5,879	0	3,518	0
J010	Maint & Repair of Eq/Weapons	27,091	13,721	7,217	4,755	1,313	0	86
J011	Maint & Repair of Eq/Nuclear Ordnance	1,117	906	0	211	0	0	0
J012	Maint & Repair of Eq/Fire Control Equipment	39,793	467	35,781	3,544	0	0	0
J013	Maint & Repair of Eq/Ammo & Explosives	47	47	0	0	0	0	0
J014	Maint & Repair of Eq/Guided Missiles	194,568	6,762	185,862	1,944	0	0	0
J015	Maint & Repair of Eq/Aircraft Structural Co	1,267,718	109,400	581,456	576,474	0	387	0
J016	Maint & Repair of Eq/Aircraft Comps & Accys	431,955	34,034	343,257	54,664	0	0	0
J017	Maint & Repair of Eq/Aircraft Gnd Handling	20,655	1,521	3,748	14,587	0	799	0
J018	Maint & Repair of Eq/Space Vehicles	586	0	54	532	0	0	0
J019	Maint & Repair of Eq/Ships-Sml Craft-Docks	155,173	12,937	135,181	53	0	7,002	0
J020	Maint & Repair of Eq/Ship & Marine Equipmen	33,956	970	31,927	36	0	2,962	0
J022	Maint & Repair of Eq/Railway Equipment	2,526	523	259	1,744	0	0	0
J023	Maint & Repair of Eq/Vehicles-Trailers-Cycl	84,071	52,782	265	31,054	0	0	30
J024	Maint & Repair of Eq/Tractors	478	395	33	0	0	0	50
J025	Maint & Repair of Eq/Vehicular Equipment Co	9,882	1,984	986	6,912	0	0	0
J026	Maint & Repair of Eq/Tires & Tubes	18	129	0	148	0	0	0
J028	Maint & Repair of Eq/Engines, Turbines & Co	55,452	2,588	902	51,316	0	645	0
J029	Maint & Repair of Eq/Engine Accessories	3,993	63	285	3,645	0	0	0
J030	Maint & Repair of Eq/Mech Power Trans Equip	1,907	605	0	1,183	0	119	0
J031	Maint & Repair of Eq/Bearings	31	0	0	31	0	0	0
J032	Maint & Repair of Eq/Woodworking Machinery	25	0	0	25	0	0	0
J034	Maint & Repair of Eq/Metalworking Machinery	3,254	1,392	1,157	486	219	0	0
J035	Maint & Repair of Eq/Service & Trade Equipm	1,750	506	230	895	0	0	118
J036	Maint & Repair of Eq/Special Industry Machi	28,904	10,016	9,071	9,234	225	241	118
J037	Maint & Repair of Eq/Agricultural Machinery	438	157	40	242	0	0	0
J038	Maint & Repair of Eq/Construction Equipment	1,360	526	27	764	43	0	0
J039	Maint & Repair of Eq/Materials Handling Equ	11,300	5,078	1,447	2,668	1,200	182	725
J040	Maint & Repair of Eq/Rope, Cable, Chain & F	1,436	0	987	372	0	77	0
J041	Maint & Repair of Eq/Refrigeration, Air Con	27,424	8,006	2,664	15,850	141	0	763
J042	Maint & Repair of Eq/Fire, Rescue & Safety	1,932	607	1,155	170	0	0	0
J043	Maint & Repair of Eq/Pumps & Compressors	4,336	765	1,166	656	0	1,748	0
J044	Maint & Repair of Eq/Furnace-Steam Plant-Nu	1,849	94	456	176	1,123	0	0
J045	Maint & Repair of Eq/Plumbing & Heating Equ	3,089	2,828	157	103	0	0	0
J046	Maint & Repair of Eq/Water Purification Equ	3,664	1,946	370	606	0	0	742
J047	Maint & Repair of Eq/Pipe-Tubing-Hose-Fitti	608	0	416	44	147	0	0
J048	Maint & Repair of Eq/Valves	888	140	381	167	0	0	0
J049	Maint & Repair of Eq/Maintenance & Repair S	57,670	923	36,713	11,728	154	0	8,152
J051	Maint & Repair of Eq/Hand Tools	458	0	0	458	0	0	0
J052	Maint & Repair of Eq/Measuring Tools	2,399	73	2,185	141	0	0	0
J053	Maint & Repair of Eq/Hardware & Abrasives	277	40	0	237	0	0	0
J054	Maint & Repair of Eq/Prefab Structures	537	243	257	0	0	38	0
J055	Maint & Repair of Eq/Lumber & Millwork	868	841	0	28	0	0	0
J056	Maint & Repair of Eq/Construction Materials	1,171	1,048	36	87	0	0	0
J058	Maint & Repair of Eq/Communication Equipmen	249,115	58,972	132,945	57,014	0	178	6
J059	Maint & Repair of Eq/Electrical & Elct Equi	116,201	35,974	42,362	36,658	0	687	520
J060	Maint & Repair of Eq/Fiber Optic Mats & Com	229	199	30	0	0	0	0
J061	Maint & Repair of Eq/Power Distribution Equ	1,425	556	123	656	0	27	61
J062	Maint & Repair of Eq/Lighting Fixtures & La	259	231	0	29	0	0	0
J063	Maint & Repair of Eq/Alarm & Signal Systems	3,855	1,700	493	1,409	0	0	253
J065	Maint & Repair of Eq/Medical & Dental Equip	25,310	8,541	10,327	6,410	0	32	0
J066	Maint & Repair of Eq/Instruments & Lab Equi	64,048	11,491	10,840	41,180	65	20	451
J067	Maint & Repair of Eq/Photographic Equipment	2,598	1,125	1,009	362	41	0	60
J068	Maint & Repair of Eq/Chemical Products	10,177	169	336	9,672	0	0	0
J069	Maint & Repair of Eq/Training Aids & Device	230,978	994	118,091	111,684	0	0	210
J070	Maint & Repair of Eq/ADP Equip & Supplies	490,872	69,276	71,222	282,444	8,802	4,822	54,306
J071	Maint & Repair of Eq/Furniture	3,143	724	1,859	560	0	0	0
J072	Maint & Repair of Eq/Household Furnishings	22,255	17,065	3,818	1,372	0	0	0
J073	Maint & Repair of Eq/Food Prep & Servng Equ	3,094	2,094	789	26	0	0	184
J074	Maint & Repair of Eq/Office Machines	14,229	8,893	1,439	3,147	0	415	335
J075	Maint & Repair of Eq/Office Supplies & Devi	362	79	134	149	0	0	0
J076	Maint & Repair of Eq/Books-Maps-Pubs	260	87	114	59	0	0	0

TABLE 4-2
Other Services and Construction
by DoD Component
Fiscal Year 1994

(Continued)

(Amounts in Thousands of Dollars)

C O D E	D E S C R I P T I O N	D O D C O M P O N E N T						
		T O T A L	A r m y	N a v y	A i r F o r c e	D L A	O C E	O D A
J077	Maint & Repair of Eq/Musical Instruments-Ra	189	65	0	124	0	0	0
J078	Maint & Repair of Eq/Recreational Equipment	462	0	0	462	0	0	0
J079	Maint & Repair of Eq/Cleaning Equipment	42	42	0	0	0	0	0
J080	Maint & Repair of Eq/Brushes-Paints-Sealers	35	0	35	0	0	0	0
J081	Maint & Repair of Eq/Containers-Packaging	290	290	0	0	0	0	0
J083	Maint & Repair of Eq/Textiles-Leather-Furs	876	876	0	0	0	0	0
J088	Maint & Repair of Eq/Live Animals	27	0	27	0	0	0	0
J089	Maint & Repair of Eq/Subsistence	112	0	112	0	0	0	0
J091	Maint & Repair of Eq/Fuels-Lubricants-Oils	432	0	124	308	0	0	0
J094	Maint & Repair of Eq/Nonmetallic Crude Mater	34	34	0	0	0	0	0
J095	Maint & Repair of Eq/Metal Bars & Sheets	14,214	859	85	13,270	0	0	0
J099	Maint & Repair of Eq/Miscellaneous Equipmen	1,433,523	211,325	134,556	756,501	461	138	330,542
J998	Non-nuclear Ship Repair (East)	395,089	0	394,796	0	0	219	74
J999	Non-nuclear Ship Repair (West)	268,849	92	265,539	12,49	25	3,144	0
K010	Modification of Eq/Weapons	13,831	55	1,035	12,741	0	0	0
K012	Modification of Eq/Fire Control Equipment	1,182	0	950	232	0	0	0
K013	Modification of Eq/Ammo & Explosives	14	896	910	0	0	0	0
K014	Modification of Eq/Guided Missiles	64,243	2,623	67,100	5,480	0	0	0
K015	Modification of Eq/Aircraft Structural Comp	336,090	25,000	99,102	211,988	0	0	0
K016	Modification of Eq/Aircraft Comps & Accys	115,932	4,958	49,167	61,806	0	0	0
K017	Modification of Eq/Aircraft Gnd Handling Eq	12,615	111	0	12,725	0	0	0
K018	Modification of Eq/Space Vehicles	7,628	0	0	7,628	0	0	0
K028	Modification of Eq/Engines, Turbines & Comp	22,618	783	9,869	11,966	0	0	0
K029	Modification of Eq/Engine Accessories	4,752	3,751	0	1,000	0	0	0
K030	Modification of Eq/Mech Power Trans Equipme	65	65	0	0	0	0	0
K034	Modification of Eq/Metalworking Machinery	764	764	0	0	0	0	0
K035	Modification of Eq/Service & Trade Equipmen	1,362	296	0	0	1,066	0	0
K038	Modification of Eq/Construction Equipment	50	0	0	60	0	0	0
K039	Modification of Eq/Materials Handling Equip	77	77	0	0	0	0	0
K041	Modification of Eq/Refrigeration, Air Cond	212	0	0	212	0	0	0
K043	Modification of Eq/Pumps & Compressors	294	0	294	0	0	0	0
K044	Modification of Eq/Furnace-Steam Plant-Nucl	37	0	0	37	0	0	0
K045	Modification of Eq/Plumbing & Heating Equip	198	198	0	0	0	0	0
K048	Modification of Eq/Valves	329	0	0	329	0	0	0
K049	Modification of Eq/Maintenance & Repair Sho	2,065	0	2,065	0	0	0	0
K058	Modification of Eq/Communication Equipment	281,290	34,159	27,842	219,290	0	0	0
K059	Modification of Eq/Electrical & Elct Equip	36,810	700	186	37,324	0	0	0
K063	Modification of Eq/Alarm & Signal Systems	69	0	69	0	0	0	0
K066	Modification of Eq/Instruments & Lab Equipm	767	100	1,430	762	0	0	0
K067	Modification of Eq/Photographic Equipment	284	0	0	284	0	0	0
K069	Modification of Eq/Training Aids & Devices	123,624	0	13,941	109,684	0	0	0
K070	Modification of Eq/ADP Equip & Supplies	8,707	0	428	8,279	0	0	0
K071	Modification of Eq/Furniture	25	0	0	25	0	0	0
K084	Modification of Eq/Clothing - Individual	6,751	0	6,751	0	0	0	0
K093	Modification of Eq/Nonmetallic Fabricated Ma	169	0	169	0	0	0	0
K099	Modification of Eq/Miscellaneous Equipment	93,477	15,090	274	78,113	0	0	0
L010	Tech Rep Svcs/Weapons	385	0	385	0	0	0	0
L011	Tech Rep Svcs/Nuclear Ordnance	148	148	0	0	0	0	0
L012	Tech Rep Svcs/Fire Control Equipment	1,473	0	1,473	0	0	0	0
L013	Tech Rep Svcs/Ammo & Explosives	757	757	0	0	0	0	0
L014	Tech Rep Svcs/Guided Missiles	271,037	240,591	5,776	24,670	0	0	0
L015	Tech Rep Svcs/Aircraft Structural Comps	63,196	996	39,513	22,686	0	0	0
L016	Tech Rep Svcs/Aircraft Comps & Accys	29,904	37	23,653	6,278	0	0	0
L017	Tech Rep Svcs/Aircraft Gnd Handling Equip	4,218	94	3,076	1,047	0	0	0
L018	Tech Rep Svcs/Space Vehicles	48,667	0	1,000	49,667	0	0	0
L019	Tech Rep Svcs/Ships-Sml Craft-Docks	197,355	79,163	118,192	0	0	0	0
L020	Tech Rep Svcs/Ship & Marine Equipment	6,576	0	6,576	0	0	0	0
L024	Tech Rep Svcs/Tractors	263	0	0	263	0	0	0
L026	Tech Rep Svcs/Tires & Tubes	100	100	0	0	0	0	0
L028	Tech Rep Svcs/Engines, Turbines & Comps	4,063	113	3,673	277	0	0	0
L029	Tech Rep Svcs/Engine Accessories	189	0	189	0	0	0	0
L030	Tech Rep Svcs/Mech Power Trans Equipment	38	0	38	0	0	0	0
L034	Tech Rep Svcs/Metalworking Machinery	30	0	30	0	0	0	0
L035	Tech Rep Svcs/Service & Trade Equipment	388	0	26	362	0	0	0
L041	Tech Rep Svcs/Refrigeration, Air Cond Equip	88	0	88	0	0	0	0
L058	Tech Rep Svcs/Communication Equipment	105,979	3,447	101,041	1,492	0	0	0
L059	Tech Rep Svcs/Electrical & Elct Equip Comps	3,057	2,256	371	431	0	0	0
L063	Tech Rep Svcs/Alarm & Signal Systems	202	123	79	0	0	0	0
L065	Tech Rep Svcs/Medical & Dental Equipment	179	0	179	0	0	0	0
L066	Tech Rep Svcs/Instruments & Lab Equipment	1,135	0	135	1,000	0	0	0
L068	Tech Rep Svcs/Chemical Products	923	0	923	0	0	0	0
L069	Tech Rep Svcs/Training Aids & Devices	1,788	0	692	1,096	0	0	0
L070	Tech Rep Svcs/ADP Equip & Supplies	18,256	3,167	3,848	11,197	0	156	200
L071	Tech Rep Svcs/Furniture	109	109	0	0	0	0	0
L085	Tech Rep Svcs/Toiletries	5,462	45	5,417	0	0	0	0
L099	Tech Rep Svcs/Miscellaneous Equipment	124,769	59,722	57,439	7,543	0	0	65

TABLE 4-2
Other Services and Construction
by DoD Component
Fiscal Year 1994

(Continued)

(Amounts in Thousands of Dollars)

C O D E	DESCRIPTION	D o D C O M P O N E N T						
		TOTAL	Army	Navy	Air Force	DLA	OCE	ODA
M111	Operation/Office Buildings	5,160	0	0	5,160	0	0	0
M119	Operation/Other Administrative & Service Bu	392,449	132,594	2,905	255,471	0	1,479	0
M121	Operation/Air Traffic Control Towers	577	0	0	577	0	0	0
M123	Operation/Radar & Navigational Facilities	98,193	2,706	4,163	91,324	0	0	0
M124	Operation/Airport Runways	358	105	0	253	0	0	0
M125	Operation/Airport Terminals	44,048	1,624	42,204	220	0	0	0
M126	Operation/Missile System Facilities	21,292	992	14,934	5,366	0	0	0
M127	Operation/Electronic & Communication Facili	385,568	15,107	61,014	309,447	0	0	0
M129	Operation/Other Airfield Structures	1,349	0	0	1,349	0	0	0
M141	Operation/Hospitals & Infirmaries	6,014	6,014	0	0	0	0	0
M151	Operation/Ammunition Facilities	421,489	421,489	0	0	0	0	0
M153	Operation/Production Buildings	704	704	0	0	0	0	0
M155	Operation/Tank-Automotive Facilities	6,412	5,032	0	1,379	0	0	0
M159	Operation/Other Industrial Buildings	111,679	108,080	1,577	2,022	0	0	0
M161	Operation/Family Housing Facilities	6,808	0	0	6,808	0	0	0
M162	Operation/Recreational Buildings	41	41	0	0	0	0	0
M163	Operation/Troop Housing Facilities	138	0	138	0	0	0	0
M164	Operation/Dining Facilities	2,781	76	2,649	55	0	0	0
M173	Operation/Fuel Storage Buildings	46,665	0	47	956	45,663	0	0
M179	Operation/Other Warehouse Buildings	5,611	742	4,434	434	0	0	0
M181	Operation/Govt-Owned Contractor-Operated R&	615,835	43,752	518,752	53,053	0	145	0
M182	Operation/Govt-Owned Government-Operated R&	16,029	0	0	16,029	0	0	0
M191	Operation/Museums & Exhibition Buildings	95	0	0	0	0	95	0
M192	Operation/Testing & Measurement Buildings	11,822	2,761	200	8,606	0	0	255
M199	Operation/Other Miscellaneous Buildings	114,613	49,729	279	56,036	1,267	5,917	1,384
M211	Operation/Dams	5,731	0	0	4,660	0	1,071	0
M219	Operation/Other Conservation & Dev Faciliti	3,829	0	0	0	0	3,829	0
M222	Highways, Roads, Streets, Bridges, and Rail	381	0	0	0	0	381	0
M241	Operation/Fuel Supply Facilities	363	113	250	0	0	0	0
M242	Operation/Heating & Cooling Plants	7,836	3,031	0	4,804	0	0	0
M243	Operation/Pollution Abatement & Control Fac	71	71	0	0	0	0	0
M244	Operation/Sewage & Waste Facilities	1,461	1,461	0	0	0	0	0
M245	Operation/Water Supply Facilities	1,070	0	0	1,070	0	0	0
M249	Operation/Other Utilities	3,856	2,727	55	1,074	0	0	0
M291	Operation/Recreation Facilities (Non-Buildi	597	29	568	0	0	0	0
M293	Operation/Unimproved Real Property (Land)	783	0	0	783	0	0	0
M299	Operation/All Other Non-Building Facilities	82,085	23,167	50,655	373	0	7,891	0
N010	Installation of Eq/Weapons	104	0	104	0	0	0	0
N012	Installation of Eq/Fire Control Equipment	88,812	0	88,812	0	0	0	0
N014	Installation of Eq/Guided Missiles	1,729	0	1,729	0	0	0	0
N015	Installation of Eq/Aircraft Structural Comp	7,050	54	6,996	0	0	0	0
N016	Installation of Eq/Aircraft Comps & Accys	5,071	69	5,002	0	0	0	0
N020	Installation of Eq/Ship & Marine Equipment	131	0	131	0	0	0	0
N028	Installation of Eq/Engines, Turbines & Comp	63,017	0	63,017	0	0	0	0
N036	Installation of Eq/Special Industry Machine	70	0	0	0	0	70	0
N038	Installation of Eq/Construction Equipment	10,263	10,263	0	0	0	0	0
N039	Installation of Eq/Materials Handling Equip	218	0	169	49	0	0	0
N041	Installation of Eq/Refrigeration, Air Cond	488	235	0	253	0	0	0
N042	Installation of Eq/Fire, Rescue & Safety Eq	145	145	0	0	0	0	0
N043	Installation of Eq/Pumps & Compressors	165	0	0	69	0	96	0
N044	Installation of Eq/Furnace-Steam Plant-Nucl	30	0	30	0	0	0	0
N045	Installation of Eq/Plumbing & Heating Equip	371	257	0	114	0	0	0
N049	Installation of Eq/Maintenance & Repair Shd	53	0	0	53	0	0	0
N058	Installation of Eq/Communication Equipment	32,011	130	29,395	2,487	0	0	0
N059	Installation of Eq/Electrical & Elct Equip	41,269	50	40,779	440	0	0	0
N060	Installation of Eq/Fiber Optic Mats & Comps	299	179	0	64	0	0	56
N061	Installation of Eq/Power Distribution Equip	1,171	811	156	205	0	0	0
N063	Installation of Eq/Alarm & Signal Systems	1,172	284	30	773	0	0	85
N065	Installation of Eq/Medical & Dental Equipme	135	27	0	107	0	0	0
N066	Installation of Eq/Instruments & Lab Equipm	1,844	0	0	1,844	0	0	0
N069	Installation of Eq/Training Aids & Devices	5,791	0	5,791	0	0	0	0
N070	Installation of Eq/ADP Equip & Supplies	33,664	0	1,917	31,274	0	64	409
N071	Installation of Eq/Furniture	713	242	117	355	0	0	0
N072	Installation of Eq/Household Furnishings	1,030	300	28	702	0	0	0
N074	Installation of Eq/Office Machines	234	54	180	0	0	0	0
N078	Installation of Eq/Recreational Equipment	364	39	195	129	0	0	0
N081	Installation of Eq/Containers-Packaging	28	0	28	0	0	0	0
N083	Installation of Eq/Textiles-Leather-Furs	48	0	0	0	0	0	0
N099	Installation of Eq/Miscellaneous Equipment	40,588	20,302	18,764	567	955	0	0
P100	Prep & Disposal of Excess & Surplus Propert	2,400	958	1,305	45	92	0	0
P300	Salvage of Marine Vessels	82	0	0	0	0	82	0
P400	Demolition of Buildings	8,720	2,859	2,989	2,560	0	312	0
P500	Demolition of Structures or Fac (other than	3,966	1,140	363	1,921	0	543	0
P999	Other Salvage Services	57,017	9,392	46,841	577	0	207	0
Q101	Dependent Medicare Services	123,001	0	0	0	0	0	123,001
Q201	General Health Care Services	88,386	33,984	29,548	2,493	332	252	21,777

TABLE 4-2
Other Services and Construction
by DoD Component
Fiscal Year 1994

(Continued)

(Amounts in Thousands of Dollars)

C O D E	D E S C R I P T I O N	D O D C O M P O N E N T						
		T O T A L	A r m y	N a v y	A i r F o r c e	D L A	O C E	O D A
Q301	Laboratory Testing Services	24,762	12,179	6,632	240	0	5,651	61
Q401	Nursing Services	25,494	9,156	15,720	575	0	43	0
Q403	Evaluation & Screening	344	226	0	0	75	43	0
Q501	Anesthesiology Services	1,608	1,550	0	58	0	0	0
Q502	Cardio-Vascular Services	267	70	0	197	0	0	0
Q503	Dentistry Services	12,454	2,278	10,305	130	0	0	0
Q504	Dermatology Services	49	0	49	0	0	0	0
Q506	Geriatric Services	2	0	0	0	0	0	0
Q507	Gynecology	12,018	381	7,654	3,983	0	0	0
Q508	Hematology Services	7,177	648	0	70	0	0	0
Q509	Internal Medicine Services	1,386	539	847	0	0	0	0
Q510	Neurology Services	127	127	0	0	0	0	0
Q512	Optometry Services	238	191	46	0	0	0	0
Q513	Orthopedic Services	1,350	1,350	0	0	0	0	0
Q514	Otolaryngology Services	26	26	0	0	0	0	0
Q515	Pathology Services	13,962	4,033	9,211	718	0	0	0
Q516	Pediatric Services	233	35	0	198	0	0	0
Q517	Pharmacology Services	1,786	1,112	606	69	0	0	0
Q518	Physical Medicine & Rehabilitation Services	118	78	40	0	0	0	0
Q519	Psychiatry Services	30,437	29,371	167	809	90	0	0
Q522	Radiology Services	20,847	12,556	3,235	5,056	0	0	0
Q523	Surgery Services	202	127	38	37	0	0	0
Q524	Thoracic Services	41	41	0	0	0	0	0
Q526	Medical/Psychiatric Consultation Services	21,559	136	220	0	0	0	21,204
Q527	Nuclear Medicine	129	129	0	0	0	0	0
Q999	Other Medical Services	90,253	33,058	51,859	4,031	0	81	1,223
R401	Personal Care Services	1,500	0	0	1,500	0	0	0
R404	Land Surveys, Cadastral Svcs (non-const)	42,125	519	26,208	11,843	0	3,088	466
R405	Operations Research and Quantitative Analys	9,859	7,245	181	2,320	31	81	0
R406	Policy Review/Development Services	24,078	7,410	14,623	0	0	0	2,044
R407	Program Evaluation Services	26,870	0	9,274	17,596	0	0	0
R408	Program Management/Support Services	888,587	182,186	283,023	416,476	0	790	6,112
R409	Program Review/Development Services	51,920	11,965	37,299	334	0	0	2,323
R411	Real Property Appraisal Services (SIC 8531)	471	269	0	0	0	202	0
R412	Simulation	38,415	17,546	12,843	7,950	0	0	75
R413	Specifications Development Services	9,008	1,744	691	5,833	0	26	715
R414	Systems Engineering Services	1,255,200	34,789	389,788	826,105	0	36	4,482
R415	Technology Sharing/Utilization Services	72,009	30,741	1,382	4,500	35,386	0	0
R418	Veterinary/Animal Care Services	2,201	1,305	0	585	0	0	311
R418	Legal Services	16,396	0	15,997	359	0	40	0
R419	Educational Services	20,376	15,979	1,997	2,123	0	40	237
R420	Cert & Accred for prods & servs other than	1,732	1,371	323	37	0	0	0
R421	Technical Assistance	97,612	15,835	9,377	62,010	0	98	10,291
R422	Market Research and Public Opinion Services	2,365	2,008	56	33	0	0	268
R423	Intelligence Services	20,711	325	0	3,593	0	0	16,793
R424	Expert Witness	203,701	55	203,485	161	0	0	0
R425	Engineering Technical Services	2,498,744	786,098	1,083,215	591,133	9,965	587	27,747
R426	Communications Services	28,289	946	2,799	4,795	0	597	28,742
R427	Weather Reporting/Observation Services	2,019	0	0	2,019	0	0	0
R428	Industrial Hygienics	242	0	242	0	0	0	0
R497	Personal Services Contracts	262	159	0	38	0	36	29
R498	Patent and Trademark Services	306	0	0	306	0	0	0
R499	Other Professional Services	403,065	203,680	78,403	93,241	382	10,002	17,358
R602	Courier & Messenger Services	2,059	132	1,077	650	0	34	166
R603	Transcription Services	3,526	861	1,554	1,111	0	0	0
R604	Mailing & Distribution Services	14,177	1,099	3,387	8,235	453	865	139
R605	Library Services	5,154	1,476	2,656	673	0	296	53
R606	Court Reporting Services	190	190	0	0	0	0	0
R607	Word Processing/Typing Services	3,005	565	1,726	634	0	80	0
R608	Translation & Interpreting Services	8,752	4,728	0	3,256	0	0	768
R609	Stenographic Services	510	510	0	0	0	0	0
R610	Personal Property Management Services	904	86	818	0	0	0	0
R611	Credit Reporting Services	762	62	0	125	82	493	0
R612	Information Retrieval	6,491	2,005	3,426	197	0	44	819
R699	Other Administrative Support Services	39,841	12,608	12,679	10,502	0	1,156	2,895
R701	Advertising Services	99,342	65,391	25,786	7,988	91	86	0
R702	Data Collection Services	45,765	10,420	34,315	343	0	687	0
R703	Accounting Services	23,662	20,535	1,504	1,376	0	0	247
R704	Auditing Services	12,148	7,712	467	3,969	0	0	0
R705	Debt Collection Services	642	110	302	230	0	0	0
R706	Logistics Support Services	786,538	271,207	342,410	172,376	0	264	280
R707	Contract, Procurement & Acquisition Support	44,913	2,866	7,135	33,918	0	26	968
R708	Public Relations Services	3,378	84	3,256	38	0	0	0
R799	Other Management Support Services	485,131	74,848	300,781	71,863	80	15,739	21,820
S111	Gas Services	165,160	95,222	248	69,689	0	0	0
S112	Electric Services	866,973	339,142	139	519,147	8,234	311	0

TABLE 4-2
Other Services and Construction
by DoD Component
Fiscal Year 1994

(Continued)

(Amounts in Thousands of Dollars)

CODE	DESCRIPTION	DoD COMPONENT						
		TOTAL	Army	Navy	Air Force	DLA	OCE	ODA
S113	Telephone and/or Communications Services	123,095	64,870	3,715	19,955	0	75	34,482
S114	Water Services	75,885	25,006	772	49,761	0	346	0
S119	Other Utilities	165,317	118,486	1,292	45,167	173	133	66
S201	Custodial - Janitorial Services	311,923	114,410	84,530	93,163	6,533	5,115	8,172
S202	Fire Protection Services	5,953	224	4,896	696	0	0	137
S203	Food Services	305,887	138,031	67,723	100,133	0	0	0
S204	Fueling & Other Petroleum Svcs-Excluding S	22,426	8,660	9,016	4,750	0	0	0
S205	Trash/Garbage Collection Svcs-Incl Port Sa	149,188	59,561	48,802	34,048	1,212	4,817	749
S206	Guard Services	101,358	55,284	22,776	11,864	87	5,554	5,794
S207	Insect & Rodent Control Services	4,466	2,184	1,576	534	0	172	0
S208	Landscaping/Groundskeeping Services	107,702	17,870	40,145	35,359	152	13,521	655
S209	Laundry & Dry Cleaning Services	33,573	18,787	10,529	3,955	0	126	176
S211	Surveillance Services	1,952	408	198	0	0	1,289	57
S212	Solid Fuel Handling Services	223	223	0	0	0	0	0
S214	Carpet Laying & Cleaning Services	1,348	334	0	627	42	0	0
S215	Warehousing & Storage Services	37,911	18,135	4,122	15,327	0	136	191
S216	Facilities Operations Support Services	376,334	73,789	218,109	79,941	0	4,132	364
S218	Snow Removal/Salt Services	1,516	545	248	723	0	0	0
S222	Waste Treatment & Storage	14,492	2,209	11,756	134	0	365	28
S299	Other Housekeeping Services	322,008	80,440	101,616	48,894	61	9,227	81,770
T001	Arts/Graphics Services	7,514	848	4,298	1,806	0	0	561
T002	Cartography Services	3,239	596	59	0	0	43	3,733
T003	Cataloging Services	352	88	264	0	0	0	0
T004	Charting Services	240	0	0	0	0	0	240
T005	Film Processing Services	220	121	60	0	39	0	0
T006	Film/Video Tape Production Services	12,564	45	6,026	0	0	0	6,493
T007	Microform Services	583	148	167	106	0	161	0
T008	Photogrammetry Services	1,491	75	194	0	0	1,221	0
T009	Aerial Photographic Services	4,277	75	0	1,627	0	2,532	44
T010	General Photographic Services - Still	15,520	0	132	15,388	0	0	0
T011	Print/Binding Services	3,910	51	794	81	0	0	2,984
T012	Reproduction Services	8,925	1,631	5,030	1,868	0	396	0
T013	Technical Writing Services	72,261	3,981	5,542	60,703	0	0	2,035
T014	Topography Services	1,544	265	610	0	0	669	0
T016	Audio/Visual Services	12,237	5,335	1,944	4,958	0	0	0
T099	Other Photographic Mapping, Printing, & Pub	12,752	2,944	4,223	4,333	90	100	1,062
U001	Lectures for Training	3,868	426	2,462	981	0	0	0
U002	Personnel Testing	46,185	5,693	40,492	0	0	0	0
U003	Reserve Training (Military)	1,907	979	567	361	0	0	0
U004	Scientific & Management Education	2,250	0	1,986	170	0	94	0
U005	Tuition, Registration & Membership Fees	118,220	83,655	22,664	11,863	38	0	0
U006	Vocational/Technical	57,599	5,493	15,996	36,109	0	0	0
U007	Faculty Salaries for Dependent Schools	7,341	0	0	7,341	0	0	0
U008	Training/Curriculum Development	26,153	1,007	18,074	6,756	0	274	40
U009	Education Services	175,218	82,452	48,120	42,745	208	1,474	218
U010	Cert & Accred for Educational Institutions	957	890	0	29	0	0	38
U099	Other Education & Training Services	253,026	221,599	27,113	2,279	28	68	1,938
V002	Motor Pool Operations	31,769	6,847	11,968	12,954	0	0	0
V003	Packing/Crating Services	9,746	4,457	3,806	1,321	137	0	25
V111	Air Freight	7,038	53	6,985	0	0	0	0
V112	Motor Freight	9,527	5,764	3,401	229	0	0	132
V113	Rail Freight	211	165	46	0	0	0	0
V114	Stevedoring	77,149	74,294	1,689	1,166	0	0	0
V115	Vessel Freight	361,215	0	361,215	0	0	0	0
V119	Other Cargo & Freight Services	28,878	8,694	14,564	3,760	232	73	1,555
V121	Air Charter for Things	292,021	290	21,865	269,866	0	0	0
V122	Motor Charter for Things	740	396	35	269	0	39	0
V124	Marine Charter For Things	691,684	1,240	690,444	0	0	0	0
V125	Vessel Towing Service	6,024	111	4,783	1,092	0	38	0
V129	Other Vehicle Charter for Transportation of	27,042	1,966	24,808	268	0	0	0
V211	Air Passenger Service	69,110	292	15,952	52,866	0	0	0
V212	Motor Passenger Service	13,932	10,918	2,753	218	0	0	43
V213	Rail Passenger Service	300	300	0	0	0	0	0
V214	Marine Passenger Service	508	0	267	0	0	242	0
V221	Passenger Air Charter Service	420,303	0	2,337	417,966	0	0	0
V222	Passenger Motor Charter Service	24,221	13,753	2,007	8,461	0	0	0
V224	Passenger Marine Charter Service	663	0	663	0	0	0	0
V225	Ambulance Service	1,701	1,546	155	0	0	0	0
V226	Taxicab Services	360	285	0	0	75	0	0
V231	Lodging - Hotel/Motel	30,774	10,358	17,324	2,341	154	74	524
V241	Military Personnel Recruitment	10,354	9,711	521	70	0	52	0
V301	Relocation Services	22,099	21,372	603	26	0	98	0
V302	Travel Agent Services	169	98	0	71	0	0	0
V999	Other Transportation Travel & Relocation Se	6,577	4,779	1,376	244	0	178	0
W010	Lease or Rental of Eq/Weapons	81	38	43	0	0	0	0
W015	Lease or Rental of Eq/Aircraft Structural C	10,368	0	10,368	0	0	0	0

TABLE 4-2
Other Services and Construction
by DoD Component
Fiscal Year 1994

(Continued)

(Amounts in Thousands of Dollars)

C O D E	D E S C R I P T I O N	D o D C O M P O N E N T						
		T O T A L	A r m y	N a v y	A i r F o r c e	D L A	O C E	O D A
W016	Lease or Rental of Eq/Aircraft Comps & Accy	46	0	46	0	0	0	0
W019	Lease or Rental of Eq/Ships-Sml Craft-Docks	3,235	0	129	0	0	3,106	0
W020	Lease or Rental of Eq/Ship & Marine Equipme	9,866	8,980	886	0	0	0	0
W022	Lease or Rental of Eq/Railway Equipment	48	48	0	0	0	0	0
W023	Lease or Rental of Eq/Vehicles-Trailers-Cyc	17,706	3,868	9,986	3,426	0	175	252
W024	Lease or Rental of Eq/Tractors	152	45	107	0	0	0	0
W025	Lease or Rental of Eq/Vehicular Equipment C	236	0	236	0	0	0	0
W026	Lease or Rental of Eq/Tires & Tubes	82	0	82	0	0	0	0
W034	Lease or Rental of Eq/Metalworking Machiner	64	64	0	0	0	0	0
W035	Lease or Rental of Eq/Service & Trade Equip	1,090	94	724	272	0	0	0
W036	Lease or Rental of Eq/Special Industry Mach	20,934	3,710	13,228	3,211	0	562	222
W037	Lease or Rental of Eq/Agricultural Machiner	77	77	0	0	0	0	0
W038	Lease or Rental of Eq/Construction Equipmen	2,092	151	762	214	0	923	42
W039	Lease or Rental of Eq/Materials Handling Eq	2,471	74	2,341	56	0	0	0
W041	Lease or Rental of Eq/Refrigeration, Air Co	564	74	365	0	0	0	125
W043	Lease or Rental of Eq/Pumps & Compressors	944	75	746	0	0	86	38
W044	Lease or Rental of Eq/Furnace-Steam Plant-R	188	188	0	0	0	0	0
W045	Lease or Rental of Eq/Plumbing & Heating Eq	910	780	0	130	0	0	0
W046	Lease or Rental of Eq/Water Purification Eq	505	0	505	0	0	0	0
W049	Lease or Rental of Eq/Maintenance & Repair	723	80	644	0	0	0	0
W052	Lease or Rental of Eq/Measuring Tools	92	0	0	92	0	0	0
W054	Lease or Rental of Eq/Prefab Structures	4,332	1,775	2,497	59	0	0	0
W056	Lease or Rental of Eq/Construction Material	39	39	0	0	0	0	0
W058	Lease or Rental of Eq/Communication Equipme	297,049	1,178	22,092	181	0	0	273,598
W059	Lease or Rental of Eq/Electrical & Elct Eq	57	29	28	0	0	0	0
W061	Lease or Rental of Eq/Power Distribution Eq	1,083	96	385	603	0	0	0
W063	Lease or Rental of Eq/Alarm & Signal System	1,428	367	632	430	0	0	0
W065	Lease or Rental of Eq/Medical & Dental Equi	9,241	7,255	1,729	258	0	0	0
W066	Lease or Rental of Eq/Instruments & Lab Equ	580	194	250	111	0	26	0
W067	Lease or Rental of Eq/Photographic Equipmen	477	25	320	33	98	0	0
W068	Lease or Rental of Eq/Chemical Products	89	34	54	0	0	0	0
W069	Lease or Rental of Eq/Training Aids & Devic	10,741	10,698	0	43	0	0	0
W070	Lease or Rental of Eq/ADP Equip & Supplies	7,824	1,248	2,785	3,760	0	0	31
W071	Lease or Rental of Eq/Furniture	120	78	0	42	0	0	0
W072	Lease or Rental of Eq/Household Furnishings	1,239	881	209	150	0	0	0
W073	Lease or Rental of Eq/Food Prep & Serving E	265	0	167	98	0	0	0
W074	Lease or Rental of Eq/Office Machines	9,973	5,041	2,361	2,011	114	99	346
W075	Lease or Rental of Eq/Office Supplies & Dev	161	67	0	0	0	94	0
W076	Lease or Rental of Eq/Books-Maps-Pubs	61	0	0	61	0	0	0
W079	Lease or Rental of Eq/Cleaning Equipment	534	308	226	0	0	0	0
W081	Lease or Rental of Eq/Containers-Packaging	4,282	348	3,934	0	0	0	0
W083	Lease or Rental of Eq/Textiles-Leather-Furs	1,481	1,438	88	0	0	0	0
W084	Lease or Rental of Eq/Clothing - Individual	985	896	88	0	0	0	0
W085	Lease or Rental of Eq/Toiletries	29	29	0	0	0	0	0
W087	Lease or Rental of Eq/Agricultural Supplies	1	1	0	0	0	0	0
W099	Lease or Rental of Eq/Miscellaneous Equipme	8,316	1,469	5,452	188	1,026	180	0
X111	Lease/Office Buildings	4,050	29	1,549	2,389	0	0	83
X112	Lease/Conference Space & Facilities	72	0	0	31	0	0	41
X119	Lease/Other Administrative & Service Buildi	1,232	288	0	943	0	0	0
X124	Lease/Airport Runways	49	0	0	49	0	0	0
X127	Lease/Electronic & Communication Facilities	162	0	0	162	0	0	0
X129	Lease/Other Airfield Structures	131	131	0	0	0	0	0
X131	Lease/Schools	371	0	0	371	0	0	0
X139	Lease/Other Educational Buildings	333	43	0	290	0	0	0
X141	Lease/Hospitals & Infirmarys	31	31	0	0	0	0	0
X159	Lease/Other Industrial Buildings	438	0	34	0	0	0	404
X161	Lease/Family Housing Facilities	15,223	383	0	14,840	0	0	0
X162	Lease/Recreational Buildings	30	0	0	30	0	0	0
X163	Lease/Troop Housing Facilities	939	54	0	884	0	0	0
X165	Lease/Religious Facilities	64	0	64	0	0	0	0
X169	Lease/Other Residential Buildings	48	0	0	0	0	0	48
X172	Lease/Food or Grain Storage Buildings	30	0	30	0	0	0	0
X173	Lease/Fuel Storage Buildings	46,150	0	0	172	45,977	0	0
X174	Lease/Open Storage Facilities	50	0	0	50	0	0	0
X179	Lease/Other Warehouse Buildings	833	323	36	475	0	0	0
X192	Lease/Testing & Measurement Buildings	25	0	0	0	0	0	25
X199	Lease/Other Miscellaneous Buildings	502	61	206	235	0	0	0
X291	Lease/Recreation Facilities (Non-Building)	70	70	0	0	0	0	0
X299	Lease/All Other Non-Building Facilities	47,312	1,214	45,521	578	0	0	0
Y111	Office Buildings	217,825	163,627	43,195	4,266	0	6,736	0
Y112	Conference Space & Facilities	8,754	8,221	0	532	0	0	0
Y119	Other Administrative & Service Buildings	518,068	380,639	74,462	52,637	0	10,330	0
Y121	Air Traffic Control Towers	19,156	16,006	0	3,150	0	0	0
Y122	Air Traffic Control Training Facilities	3,585	0	3,585	0	0	0	0
Y123	Radar & Navigational Facilities	17,732	13,723	4,243	234	0	0	0
Y124	Airport Runways	81,953	70,981	7,454	1,718	0	1,800	0

TABLE 4-2
Other Services and Construction
by DoD Component
Fiscal Year 1994

(Continued)

(Amounts in Thousands of Dollars)

CODE	DESCRIPTION	DoD COMPONENT						
		TOTAL	Army	Navy	Air Force	DLA	OCE	ODA
Y125	Airport Terminals	3,613	1,454	2,158	0	0	0	0
Y126	Missile System Facilities	5,562	4,935	626	0	0	0	0
Y127	Electronic & Communication Facilities	69,490	15,353	26,859	27,230	48	0	0
Y129	Other Airfield Structures	322,019	207,860	107,696	5,499	0	963	0
Y131	Schools	79,657	75,639	3,337	404	0	276	0
Y139	Other Educational Buildings	147,581	86,654	60,044	581	0	302	0
Y141	Hospitals & Infirmaries	130,842	77,306	52,784	752	0	0	0
Y142	Laboratories & Clinics	23,918	14,299	9,324	295	0	0	0
Y149	Other Hospital Buildings	10,568	5,330	4,744	494	0	0	0
Y151	Ammunition Facilities	37,124	24,821	12,168	48	0	87	0
Y152	Maintenance Buildings	149,674	98,816	42,257	7,775	0	827	0
Y153	Production Buildings	3,034	2,513	520	0	0	0	0
Y154	Ship Construction & Repair Facilities	25,815	27	25,789	0	0	0	0
Y155	Tank-Automotive Facilities	19,537	18,843	695	0	0	0	0
Y159	Other Industrial Buildings	149,605	81,544	51,238	1,571	0	12,671	2,581
Y161	Family Housing Facilities	639,530	226,259	374,666	38,022	0	582	0
Y162	Recreational Buildings	10,593	3,954	3,976	2,663	0	0	0
Y163	Troop Housing Facilities	324,514	194,576	125,341	4,598	0	0	0
Y164	Dining Facilities	14,335	13,236	845	254	0	0	0
Y165	Religious Facilities	868	448	259	161	0	0	0
Y166	Penal Facilities	663	0	663	0	0	0	0
Y169	Other Residential Buildings	95,547	83,414	11,939	91	0	55-	158
Y171	Ammunition Storage Buildings	13,419	3,119	8,401	0	0	1,899	0
Y172	Food or Grain Storage Buildings	19,355	19,509	154-	0	0	0	0
Y173	Fuel Storage Buildings	18,617	16,205	1,755	657	0	0	0
Y174	Open Storage Facilities	9,179	2,345	4,586	1,905	0	343	0
Y179	Other Warehouse Buildings	177,337	81,086	73,152	20,047	2,604	448	0
Y181	Government-Owned Contractor-Operated R&D Fa	296	296	0	0	0	0	0
Y182	Government-Owned Government-Operated R&D Fa	14,980	12,774	2,146	0	0	60	0
Y183	GOCO Environmental Laboratories	1,441	0	0	1,441	0	0	0
Y191	Museums & Exhibition Buildings	14,062	12,233	1,624	0	0	205	0
Y192	Testing & Measurement Buildings	100,277	60,138	39,691	448	0	0	0
Y199	Other Miscellaneous Buildings	895,460	795,776	75,496	6,945	0	17,212	30
Y211	Dams	153,669	6,627	0	196	0	146,846	0
Y212	Canals	31,455	0	240	0	0	31,215	0
Y213	Mine Fire Control Facilities	46	0	46	0	0	0	0
Y214	Mine Subsidence Control Facilities	28	28	0	0	0	0	0
Y216	Dredging	296,134	3,371	7,656	0	0	285,107	0
Y219	Other Conservation & Development Facilities	459,635	103,037	17,946	206	0	338,446	0
Y221	Airport Service Roads	13,088	832	9,901	423	0	1,932	0
Y222	Highways, Roads, Streets, Bridges and Railw	75,834	40,232	12,675	1,927	459-	21,458	0
Y223	Tunnels & Subsurface Structures	7,336	56	460	0	0	6,820	0
Y224	Parking Facilities Construction	10,441	8,317	614	1,080	0	430	0
Y231	EPG - Coal	207	0	0	0	0	0	207
Y232	EPG - Gas	114	36-	0	150	0	0	0
Y234	EPG - Hydro	3,608	0	1,141	0	0	2,467	0
Y235	EPG - Nuclear	359	0	0	0	0	359	0
Y236	EPG - Petroleum	16,991	2,113	14,878	0	0	0	0
Y237	EPG - Solar	586	0	586	0	0	0	0
Y239	EPG - Other, Including Transmission	18,496	16,011	2,251	0	0	198	36
Y241	Fuel Supply Facilities	55,844	11,551	41,825	2,467	0	0	0
Y242	Heating & Cooling Plants	21,965	3,186	15,649	1,402	0	1,728	0
Y243	Pollution Abatement & Control Facilities	82,904	10,861	180	71,864	0	0	0
Y244	Sewage & Waste Facilities	92,097	35,360	47,764	1,342	0	7,631	0
Y245	Water Supply Facilities	20,233	11,680	5,706	907	0	1,940	0
Y249	Other Utilities	123,877	64,801	39,384	1,602	0	18,091	0
Y291	Recreation Facilities (non-building)	11,854	4,104	2,834	749	0	4,167	0
Y292	Exhibit Design (non-building)	546	140	0	50	0	357	0
Y293	Unimproved Real Property (land)	4,965-	7,623-	1,218	993	0	447	0
Y294	Waste Treatment & Storage Facilities	67,234	51,684	11,929	128-	83	3,665	0
Y299	All Other Non-Building Facilities	651,799	222,551	176,997	2,519	0	249,668	63
Y300	Restoration Activities	715	14,363	1,796	345	0	15,789-	0
Z111	Maint/Office Buildings	212,211	46,970	27,924	120,202	310	221	16,583
Z112	Maint/Conference Space & Facilities	5,708	2,397	0	3,311	0	0	0
Z119	Maint/Other Administrative & Service Buildi	329,137	84,049	106,260	135,038	0	3,790	0
Z121	Maint/Air Traffic Control Towers	17,225	55	14,788	2,382	0	0	0
Z122	Maint/Air Traffic Control Training Faciliti	6,878	747	389	5,705	0	0	36
Z123	Maint/Radar & Navigational Facilities	5,412	2,971	341	2,099	0	0	0
Z124	Maint/Airport Runways	75,615	306-	38,355	37,557	0	0	0
Z125	Maint/Airport Terminals	3,712	0	5	3,708	0	0	0
Z126	Maint/Missile System Facilities	12,630	0	534	12,096	0	0	0
Z127	Maint/Electronic & Communication Facilities	33,793	4,797	9,934	19,030	0	0	33
Z129	Maint/Other Airfield Structures	92,593	41,791	24,639	26,120	0	0	43
Z131	Maint/Schools	23,777	11,702	4,577	7,438	0	60	0
Z139	Maint/Other Educational Buildings	23,559	6,246	11,869	5,444	0	0	0
Z141	Maint/Hospitals & Infirmaries	92,778	50,794	10,943	31,041	0	0	0

TABLE 4-2
Other Services and Construction
by DoD Component
Fiscal Year 1994

(Concluded)

(Amounts in Thousands of Dollars)

C O D E	DESCRIPTION	D o D C O M P O N E N T						
		TOTAL	Army	Navy	Air Force	DLA	OCE	ODA
Z142	Maint/Laboratories & Clinics	18,650	4,550	9,522	4,578	0	0	0
Z149	Maint/Other Hospital Buildings	26,740	15,714	1,846	8,680	0	499	0
Z151	Maint/Ammunition Facilities	20,362	14,170	3,222	2,379	0	591	0
Z152	Maint/Maintenance Buildings	115,897	55,285	32,405	28,206	0	0	0
Z153	Maint/Production Buildings	54,757	6,343	43,730	3,298	0	1,387	0
Z154	Maint/Ship Construction & Repair Facilities	2,645	74	2,484	88	0	0	0
Z155	Maint/Tank-Automotive Facilities	6,664	1,026	2,670	2,967	0	0	0
Z159	Maint/Other Industrial Buildings	92,889	17,919	22,874	51,411	0	686	0
Z161	Maint/Family Housing Facilities	628,886	146,141	266,485	209,670	0	6,390	0
Z162	Maint/Recreational Buildings	32,888	8,935	5,379	18,568	0	0	0
Z163	Maint/Troop Housing Facilities	271,812	144,190	93,408	34,214	0	0	0
Z164	Maint/Dining Facilities	27,022	8,439	11,582	7,002	0	0	0
Z165	Maint/Religious Facilities	4,627	211	1,664	2,752	0	0	0
Z166	Maint/Prison Facilities	5,262	646	0	4,616	0	0	0
Z169	Maint/Other Residential Buildings	45,542	6,675	18,624	20,243	0	0	0
Z171	Maint/Ammunition Storage Buildings	6,945	2,331	1,318	3,297	0	0	0
Z172	Maint/Food or Grain Storage Buildings	3,335	1,671	240	1,424	0	0	0
Z173	Maint/Fuel Storage Buildings	6,500	1,186	1,309	4,006	0	0	0
Z174	Maint/Open Storage Facilities	4,109	95	2,928	1,041	45	0	0
Z179	Maint/Other Warehouse Buildings	96,450	17,643	62,438	12,497	2,719	1,153	0
Z181	Maint/Government-Owned Contractor-Operated	2,458	0	0	2,458	0	0	0
Z182	Maint/Government-Owned Government-Operated	23,963	1,126	20,584	548	0	1,705	0
Z184	Maint/GOGO Environmental Laboratories	562	69	0	0	0	493	0
Z191	Maint/Museums & Exhibition Buildings	7,178	492	1,633	5,053	0	0	0
Z192	Maint/Testing & Measurement Buildings	15,846	2,024	11,551	2,271	0	0	0
Z199	Maint/Other Miscellaneous Buildings	612,045	150,531	282,764	171,727	1,824	5,200	0
Z211	Maint/Dams	86,510	4,909	3,056	3,329	0	75,216	0
Z212	Maint/Canals	5,677	569	1,984	0	0	3,124	0
Z213	Maint/Mine Fire Control Facilities	1,482	1,403	35	44	0	0	0
Z214	Maint/Mine Subsidence Control Facilities	284	0	284	0	0	0	0
Z215	Maint/Surface Mine Reclamation Facilities	58	58	0	0	0	0	0
Z216	Maint/Dredging	87,453	2,802	3,858	1,816	0	78,977	0
Z219	Maint/Other Conservation & Development Faci	139,857	22,417	4,486	2,499	0	110,410	45
Z221	Maint/Airport Service Roads	15,174	1,746	2,086	11,342	0	0	0
Z222	Maint/Highways, Roads, Streets, & Bridges	177,146	57,842	30,072	62,448	1,020	25,764	0
Z223	Maint/Tunnels & Subsurface Structures	10,839	3,923	1,523	3,725	0	1,667	0
Z224	Maint/Parking Facilities Construction	14,406	5,486	2,855	6,065	0	0	0
Z231	Maint/EPG - Coal	1,007	72	89	845	0	0	0
Z232	Maint/EPG - Gas	1,677	0	1,677	0	0	0	0
Z234	Maint/EPG - Hydro	8,271	29	0	0	0	8,241	0
Z235	Maint/EPG - Nuclear	63	0	0	0	0	63	0
Z236	Maint/EPG - Petroleum	2,606	0	1,633	973	0	0	0
Z237	Maint/EPG - Solar	60	0	60	0	0	0	0
Z239	Maint/EPG - Other, Including Transmission	10,895	6,653	2,579	1,663	0	0	0
Z241	Maint/Fuel Supply Facilities	36,693	10,292	21,513	4,888	0	0	0
Z242	Maint/Heating & Cooling Plants	39,686	14,171	13,698	11,773	44	0	0
Z243	Maint/Pollution Abatement & Control Facilit	11,461	1,790	2,313	8,357	0	0	0
Z244	Maint/Sewage & Waste Facilities	59,502	17,737	29,551	11,613	0	601	0
Z245	Maint/Water Supply Facilities	31,045	16,018	9,983	4,639	56	350	0
Z249	Maint/Other Utilities	132,431	32,945	75,834	22,936	302	413	0
Z291	Maint/Recreation Facilities (Non-Building)	12,670	4,376	3,153	4,728	0	413	0
Z292	Maint/Exhibit Design (Non-Building)	257	0	0	257	0	0	0
Z293	Maint/Unimproved Real Property (Land)	96,093	1,761	13,442	80,851	0	39	0
Z294	Maint/Waste Treatment & Storage Facilities	16,121	5,591	8,290	2,017	0	223	0
Z299	Maint/All Other Non-Building Facilities	548,923	91,006	295,785	37,995	5,845	114,512	3,779
Z300	Maint/Restoration Activities	73,347	10,650	57,450	369	0	4,878	0

**TABLE 4-3
Supplies and Equipment
by DoD Component
Fiscal Year 1994**

(Amounts in Thousands of Dollars)

CODE	DESCRIPTION	DoD COMPONENT						
		TOTAL	Army	Navy	Air Force	DLA	OCE	ODA
1005	Guns, through 30 mm	166,239	28,346	105,646	29,042	3,205	0	0
1010	Guns, over 30 mm up to 75 mm	30,388	24,787	5,236	120	245	0	0
1015	Guns, 75 mm through 125 mm	28,825	17,252	11,123	0	450	0	0
1020	Guns, over 125 mm through 150 mm	21,538	0	21,475	0	63	0	0
1025	Guns, over 150 mm through 200 mm	104,961	104,499	212	0	250	0	0
1030	Guns, over 200 mm through 300 mm	203	47-	0	0	0	0	249
1040	Chemical Weapons and Equipment	187	187	0	0	0	0	0
1045	Launchers, Torpedo and Depth Charge	61,730	0	61,730	0	0	0	0
1055	Launchers, Rocket and Pyrotechnic	20,848	20,779	189	0	120-	0	0
1070	Nets and Booms, Ordnance	160	0	160	0	0	0	0
1075	Degaussing and Mine Sweeping Equipment	6,107	0	5,898	0	208	0	0
1080	Camouflage and Deception Equipment	3,115	2,218	897	0	0	0	0
1090	Assy Intrcng Btwn Wpns In 2 or More Class	5,195	4,280	914	0	0	0	0
1095	Miscellaneous Weapons	251,461	623-	160,062	91,055	967	0	0
1110	Nuclear Projectiles	1,780	1,780	0	0	0	0	0
1115	Nuclear Warheads and Warhead Sections	462	0	0	462	0	0	0
1135	Fusing and Firing Devices, Nucl Ordnance	1,429-	0	0	1,429-	0	0	0
1190	Specialized Test and Handling Eq, Nucl Ord	1,105	0	0	1,105	0	0	0
1195	Miscellaneous Nuclear Ordnance	243	0	243	0	0	0	0
1210	Fire Control Directors	12,332	0	12,332	0	0	0	0
1220	Fire Control Computing Sights & Devices	1,852	1,648	204	0	0	0	0
1230	Fire Control Systems, Complete	26,070	0	26,070	0	0	0	0
1240	Optical Sighting and Ranging Equipment	94,913	51,276	39,818	3,664	154	0	0
1250	Fire Control Stabilizing Mechanisms	59	59	0	0	0	0	0
1260	Fire Cntl Designating & Indicating Equip	97,250	90,237	366	6,646	0	0	0
1265	Fire Control Transmitting & Receiving Eq	4,194	0	4,194	0	0	0	0
1270	Aircraft Gunnery Fire Control Components	153,755	31,232	4,395	117,893	234	0	0
1280	Aircraft Bombing Fire Control Components	26,157	0	25,387	696	74	0	0
1285	Fire Control Radar Equip, Except Airborne	19,608	885	18,669	55	0	0	0
1287	Fire Control Sonar Equipment	4,289	0	4,289	0	0	0	0
1290	Miscellaneous Fire Control Equipment	112,592	62,797	48,893	862	40	0	0
1305	Ammunition, through 30 mm	116,891	98,732	18,046	113	0	0	0
1310	Ammunition, over 30 mm up to 75 mm	17,473	11,312	0	6,161	0	0	0
1315	Ammunition, 75 mm through 125 mm	231,994	229,865	2,129	0	0	0	0
1320	Ammunition, over 125 mm	18,171	12,389	5,782	0	0	0	0
1325	Bombs	313,014	187,171	37	125,806	0	0	0
1330	Grenades	13,048	13,048	0	0	0	0	0
1336	Guided Msl Warheads and Explosive Comps	25,260	5,891	15,597	3,771	0	0	0
1337	Guide Msl & Space Veh Explo Un, Fuel, Comp	24,623	2,086	0	22,537	0	0	0
1338	Guide Msl and Sp Veh Inert Un, Fuel, Comp	34,569	0	6,056	453-	0	0	28,966
1340	Rockets, Rocket Ammunition & Rocket Comps	1,121	821-	1,942	0	0	0	0
1345	Land Mines	43,179	43,179	0	0	0	0	0
1350	Underwater Mine Inert Components	9,290	674	8,616	0	0	0	0
1351	Underwater Mine Explosive Components	1,732	0	1,732	0	0	0	0
1355	Torpedo Inert Components	74,474	0	74,474	0	0	0	0
1356	Torpedo Explosive Components	4,790	0	4,790	0	0	0	0
1361	Depth Charge Explosive Components	2,193	0	0	0	0	0	2,193
1370	Pyrotechnics	31,368	26,190	1,824	3,353	0	0	0
1375	Demolition Materials	10,717	6,485	150	4,082	0	0	0
1376	Bulk Explosives	24,326-	24,383-	57	0	0	0	0
1377	Cartridge & Propellant Actuated Dv & Comps	62,694	666	30,883	31,144	0	0	0
1385	Surface Use Explo Ord Disposal Tools & Eq	5,794	73	5,569	151	0	0	0
1386	Undwtr Use Explo Ord Disposal Tools & Eq	130	0	130	0	0	0	0
1390	Fuses and Primers	34,429	29,808	331	4,291	0	0	0
1395	Miscellaneous Ammunition	13,074	3,463	9,611	0	0	0	0
1398	Specialized Ammo Handling and Svcing Equip	2,788	1,404	1,060	325	0	0	0
1410	Guided Missiles	2,446,280	210,044	1,672,149	564,087	0	0	0
1420	Guided Missile Components	1,110,408	311,089	782,102	13,777	3,439	0	0
1425	Guided Missile Systems, Complete	241,570	0	237,192	4,378	0	0	0
1427	Guided Missile Subsystems	109,012	3,147	82,251	23,615	0	0	0
1430	Guided Missile Remote Control Systems	70,801	49,880	19,450	570	900	0	0
1440	Launchers, Guided Missile	361,832	113,126	246,560	1,122	1,025	0	0
1450	Guided Missile Handling & Servicing Equip	258,094	246,275	9,460	2,275	84	0	0
1510	Aircraft Fixed Wing	12,035,431	44,455	2,528,967	9,462,009	0	0	0
1520	Aircraft Rotary Wing	678,693	516,036	162,657	0	0	0	0
1540	Gliders	29	0	0	29	0	0	0
1550	Drones	146,871	22,876	123,376	619	0	0	0
1560	Airframe Structural Components	217,504	52,044	281,548-	415,559	31,449	0	0
1610	Aircraft Propellers	20,205	41	5,087	14,944	103	0	30
1615	Helicopter Rotor Blades, Drive Mechanisms &	213,793	111,915	80,874	17,866	3,138	0	0
1620	Aircraft Landing Gear Components	31,077	3,336	9,348	17,446	946	0	0
1630	Aircraft Wheel and Brake Systems	58,868	506	10,543	44,492	3,326	0	0
1650	Acft Hydraulic, Vacuum & De-icing Sys Comp	86,663	17,521	28,218	33,220	7,705	0	0
1660	Aircraft AC, Heating and Pressurizing Eq	40,743	245	6,472	30,667	3,359	0	0
1670	Parachutes and Cargo Tie Down Equipment	77,522	59,513	3,698	6,716	7,372	0	223
1680	Msl Aircraft Accessories and Components	641,232	158,941	219,252	216,139	21,801	0	25,098

TABLE 4-3
Supplies and Equipment
by DoD Component
Fiscal Year 1994

(Continued)

(Amounts in Thousands of Dollars)

C O D E	DESCRIPTION	D o D C O M P O N E N T						
		TOTAL	Army	Navy	Air Force	DLA	OCE	ODA
1710	Aircraft Landing Equipment	4,559	36	3,648	875	0	0	0
1720	Aircraft Launching Equipment	23,280	0	23,280	0	0	0	0
1730	Aircraft Ground Servicing Equipment	39,721	18,903	2,367	17,205	1,246	0	0
1740	Airfield Specialized Trucks and Trailers	14,725	2,876	281	11,567	0	0	0
1810	Space Vehicles	85,111	278	2,784	82,049	0	0	0
1820	Space Vehicle Components	32,274	0	857	33,131	0	0	0
1830	Space Vehicle Remote Control Systems	7,921	0	0	7,921	0	0	0
1840	Space Vehicle Launchers	39,609	0	0	39,609	0	0	0
1860	Space Survival Equipment	1,186	0	1,186	0	0	0	0
1901	Aircraft Carriers	53,311	0	53,311	0	0	0	0
1902	Cruisers	31,098	0	31,098	0	0	0	0
1903	Destroyers	1,133,800	0	1,133,800	0	0	0	0
1904	Submarines	318,049	0	318,049	0	0	0	0
1905	Combat Ships and Landing Vessels	1,491	111	1,380	0	0	0	0
1906	Minelayers and Minesweepers	21,266	0	21,266	0	0	0	0
1907	Landing Craft	17,633	0	17,633	0	0	0	0
1908	Torpedo Boats and Gun Boats	9,549	0	9,549	0	0	0	0
1910	Transport Vessels, Passenger and Troop	280,962	0	280,962	0	0	0	0
1911	Amphibious Assault Ships	840,993	0	840,993	0	0	0	0
1915	Cargo and Tanker Vessels	73,358	994	72,364	0	0	0	0
1920	Fishing Vessels	907	0	585	0	0	322	0
1921	Tugs and Towboats	2,327	0	1,634	0	0	693	0
1923	Ice Breakers	11,793	0	11,793	0	0	0	0
1925	Special Service Vessels	83,307	674	82,632	0	0	0	0
1930	Barges and Lighters, Cargo	409	0	0	0	0	409	0
1935	Barges and Lighters, Special Purpose	16,747	57	5,210	0	0	11,595	0
1940	Small Craft	46,044	85	44,664	288	0	952	56
1945	Pontoons and Floating Docks	35,102	7,434	27,500	0	0	168	0
1950	Floating Drydocks	3,750	0	3,750	0	0	0	0
1955	Dredges	547	383	0	0	0	164	0
1990	Miscellaneous Vessels	500,796	289	481,597	0	0	18,510	400
2010	Ship and Boat Propulsion Components	70,135	671	68,580	0	545	279	60
2020	Rigging and Rigging Gear	677	42	545	0	90	0	0
2030	Deck Machinery	308	0	141	0	168	0	0
2040	Marine Hardware and Hull Items	16,195	226	9,475	35	6,880	31	0
2050	Buoys	2,564	0	2,535	0	0	29	0
2090	Miscellaneous Ship and Marine Equipment	47,209	1,228	41,260	239	3,971	455	56
2220	Rail Cars	19,042	15,057	84	0	0	0	3,901
2230	Right-of-way Const and Maint Eq, Railroad	107	0	0	42	65	0	0
2240	Locomotive & Rail Car Accessories & Comps	28	28	0	0	0	0	0
2250	Track Material, Railroad	103	0	103	0	0	0	0
2305	Ground Effect Vehicles	11,975	2,849	9,046	32	0	48	0
2310	Passenger Motor Vehicles	7,545	4,860	993	1,646	0	45	0
2320	Trucks and Truck Tractors, Wheeled	766,208	711,346	24,336	28,478	1,293	672	82
2330	Trailers	71,342	64,793	567	5,668	0	0	314
2340	Motorcycles, Motor Scooters and Bicycles	3,198	1,573	175	1,384	66	0	0
2350	Combat Assault & Tactical Veh, Tracked	1,146,236	1,145,949	261	26	0	0	0
2410	Tractor, Full Tracked, Low Speed	20,448	4,211	156	0	12,617	30	3,434
2420	Tractors, Wheeled	6,194	1,838	0	0	2,326	347	1,703
2430	Tractors, Full Tracked, High Speed	34	0	0	0	0	32	0
2510	Vehicular Cab, Body, Frame Structural Comp	37,703	30,007	107	2,064	5,499	0	27
2520	Vehicular Power Transmission Components	99,357	95,345	220	416	3,376	0	0
2530	Vehicular Brake, Steering, Axle Wheel Comp	121,275	109,710	356	0	11,210	0	0
2540	Vehicular Furniture and Accessories	37,148	21,587	967	291	14,303	0	0
2590	Miscellaneous Vehicular Components	59,923	34,651	15,959	2,641	5,620	0	1,052
2610	Tires & Tubes, Pneumatic, Except Aircraft	38,229	37,855	346	29	0	0	0
2620	Tires and Tubes, Pneumatic, Aircraft	23,163	0	731	22,259	173	0	0
2630	Tires, Solid and Cushion	979	126	853	0	0	0	0
2640	Tire Rebuilding & Tire & Tube Repair Mats	28,434	28,610	176	0	0	0	0
2805	Gas Reciprocating Eng, Except Acft, & Comps	2,786	168	1,484	584	523	0	26
2810	Gas Reciprocating Eng, Aircraft & Comps	652	521	131	0	0	0	0
2815	Diesel Engines and Components	69,341	51,043	6,062	3,758	7,567	911	0
2825	Steam Turbines and Components	4,664	27	3,391	74	1,172	0	0
2830	Water Turbines & Water Wheels & Comps	1,933	0	113	0	0	1,820	0
2835	Gas Turbines and Jet Eng, Ex Acft & Comps	129,728	48,268	39,441	32,599	9,420	0	0
2840	Gas Turbines and Jet Engines, Acft & Comps	2,532,754	138,922	584,265	1,797,434	12,133	0	0
2845	Rocket Engines and Components	300	0	300	0	0	0	0
2895	Miscellaneous Engines and Components	90,182	964	88,193	0	0	1,025	0
2910	Engine Fuel Sys Components, Nonaircraft	12,544	4,680	1,247	824	5,794	0	0
2915	Engine Fuel System Components, Aircraft	61,016	2,774	19,180	37,342	1,720	0	0
2920	Engine Electrical Sys Comps, Nonaircraft	28,868	18,746	813	880	8,428	0	0
2925	Engine Electrical Sys Comps, Aircraft	14,847	487	6,780	5,705	1,876	0	0
2930	Engine Cooling Sys Comps, Nonaircraft	4,568	2,372	439	928	829	0	0
2935	Engine Cooling Sys Components, Aircraft	1,792	430	372	368	622	0	0
2940	Eng Filters, Strainers & Cleaners, Nonaircraft	3,337	1,214	37	48	2,038	0	0
2945	Eng Filters, Strainers & Cleaners, Aircraft	1,518	304	398	581	235	0	0

Prepared By: Washington Headquarters Services
Directorate For Information
Operations and Reports

TABLE 4-3
Supplies and Equipment
by DoD Component
Fiscal Year 1994

(Continued)

(Amounts in Thousands of Dollars)

CODE	DESCRIPTION	DoD COMPONENT						
		TOTAL	Army	Navy	Air Force	DLA	OCE	ODA
2950	Turbosuperchargers	1,974	337	1,557	0	81	0	0
2990	Misc Engine Accessories, Nonaircraft	6,469	1,192	4,054	165	872	185	0
2995	Misc Engine Accessories, Aircraft	39,823	13,782	9,223	13,667	3,152	0	0
3010	Torque Converters and Speed Changers	13,234	8,167	2,233	1,379	1,454	0	0
3020	Gears, Pulleys, Sprockets and Trans Chain	12,980	1,846	3,338	4,301	3,494	0	0
3030	Belting, Drive Belts, Fan Belts & Accys	1,860	1,727	0	0	133	0	0
3040	Miscellaneous Power Transmission Equip	32,065	4,603	8,513	4,114	14,286	549	0
3110	Bearings, Antifriction, Unmounted	34,858	5,238	9,005	8,874	11,697	45	0
3120	Bearings, Plain, Unmounted	15,331	1,411	2,152	3,316	8,452	0	0
3130	Bearings, Mounted	1,653	247	548	265	603	0	0
3210	Sawmill and Planing Mill Machinery	176	176	0	0	0	0	0
3220	Woodworking Machines	908	339	125	0	444	0	0
3405	Saws and Filing Machines	603	107	0	159	337	0	0
3408	Machining Centers & Way-type Machines	2,021	140	0	1,583	298	0	0
3410	Electrical & Ultrasonic Erosion Machines	1,774	1,308	31	188	247	0	0
3411	Boring Machines	635	323	100	115	98	0	0
3413	Drilling and Tapping Machines	304	35	0	0	176	94	0
3414	Gear Cutting and Finishing Machines	37	0	37	0	0	0	0
3415	Grinding Machines	1,342	397	0	149	796	0	0
3416	Lathes	5,254	240	83	1,501	3,430	0	0
3417	Milling Machines	4,412	417	58	2,143	1,793	0	0
3419	Miscellaneous Machine Tools	1,288	151	338	117	682	0	0
3424	Metal Heat Treating & Non-thermal Equip	1,253	664	0	550	39	0	0
3426	Metal Finishing Equipment	644	110	30	32	393	79	0
3431	Electric Arc Welding Equipment	6,154	5,202	92	0	860	0	0
3432	Electric Resistance Welding Equipment	139	0	0	77	62	0	0
3433	Gas Welding, Heat Cutting, & Metalizing Eq	2,018	1,343	0	389	286	0	0
3436	Welding Positioners and Manipulators	207	31	0	25	150	0	0
3438	Miscellaneous Welding Equipment	1,685	171	0	0	632	0	883
3439	Misc Welding, Soldering & Brazing Supply	2,036	0	325	354	1,357	0	0
3441	Bending and Forming Machines	2,871	339	612	581	1,340	0	0
3442	Hydraulic and Pneumatic Presses, Power Dr	3,192	150	0	0	3,042	0	0
3443	Mechanical Presses, Power Driven	47	0	0	0	47	0	0
3444	Manual Presses	182	79	0	0	103	0	0
3445	Punching and Shearing Machines	11,918	411	70	348	322	0	10,766
3448	Riveting Machines	215	0	26	48	141	0	0
3449	Msc Secondary Metal Forming & Cutting Mach	426	292	134	0	0	0	0
3450	Machine Tools, Portable	389	61	143	103	82	0	0
3455	Cutting Tools for Machine Tools	1,335	824	219	239	52	0	0
3460	Machine Tool Accessories	839	561	0	0	278	0	0
3465	Production Jigs, Fixtures and Templates	656	656	0	0	0	0	0
3470	Machine Shop Sets, Kits, and Outfits	60	126	66	0	0	0	0
3510	Laundry and Dry Cleaning Equipment	3,081	1,976	589	310	206	0	0
3530	Indust Sewing Mach & Mobile Tex Repr Shops	758	355	0	0	403	0	0
3540	Wrapping and Packaging Machinery	1,236	654	26	80	476	0	0
3590	Misc Service and Trade Equipment	2,343	1,867	329	115	0	0	32
3605	Food Products Machinery and Equipment	1,402	0	0	1,402	0	0	0
3610	Printing, Duplicating & Bookbinding Equip	127,517	9,390	105,566	4,726	2,127	858	4,850
3611	Industrial Marking Machines	466	329	0	80	57	0	0
3615	Pulp and Paper Industries Machinery	1,399	266	215	717	201	0	0
3620	Rubber & Plastic Working Machinery	1,849	1,717	0	132	0	0	0
3625	Textile Industries Machinery	50	0	0	50	0	0	0
3630	Clay & Concrete Products Industries Mach	84	35	0	50	0	0	0
3635	Crystal & Glass Industries Machinery	1,300	1,300	0	0	0	0	0
3650	Chemical and Pharmaceutical Machinery	223	45	155	0	0	113	0
3655	Gas Generating and Dispensing Systems	10,385	4,537	2,906	2,812	130	0	0
3660	Industrial Size Reduction Machinery	202	41	28	133	0	0	0
3670	Specialized Circuit Board Manufacturing Mach	1,233	473	358	402	0	0	0
3680	Foundry Machinery, Related Equip & Sup	1,867	938	755	29	145	0	0
3690	Specialized Ammunition and Ordnance Mach	2,092	1,822	177	93	0	0	0
3693	Industrial Assembly Machines	499	499	0	0	0	0	0
3694	Clean Work Stations, Controlled Environ Eq	380	30	150	159	40	0	0
3695	Miscellaneous Special Industry Machinery	22,170	5,449	3,242	835	262	226	12,156
3710	Soil Preparation Equipment	201	99	102	0	0	0	0
3720	Harvesting Equipment	187	88	47	0	0	51	0
3740	Pest, Disease, and Frost Control Equipment	28	0	0	0	28	0	0
3750	Gardening Implements and Tools	3,038	1,317	578	1,016	29	98	0
3770	Saddlery, Harness, Whips and Furnishings	360	172	0	182	0	0	0
3805	Earth Moving and Excavating Equipment	21,560	9,941	232	777	6,261	220	4,129
3810	Cranes and Crane-shovels	44,277	1,331	169	0	4,971	3,255	34,551
3815	Crane and Crane-shovel Attachments	2,299	56	222	0	2,022	0	0
3820	Mining, Rock Drilling, Earth Boring Equip	2,037	874	0	726	294	144	0
3825	Road Clearing and Cleaning Equipment	9,770	3,713	467	1,522	3,472	333	262
3830	Truck and Tractor Attachments	816	509	40	101	368	0	0
3835	Petroleum Production & Distribution Equip	1,455	1,396	58	0	0	0	0
3895	Miscellaneous Construction Equipment	25,185	6,285	4,973	2,711	10,155	1,061	0

TABLE 4-3
Supplies and Equipment
by DoD Component
Fiscal Year 1994

(Continued)

(Amounts in Thousands of Dollars)

C O D E	DESCRIPTION	D o D COMPONENT						
		TOTAL	Army	Navy	Air Force	DLA	OCE	ODA
3910	Conveyors	9,180	3,356	1,565	607	3,652	0	0
3915	Materials Feeders	782	248	399	135	0	0	0
3920	Mat Handling Equip, Nonself-propelled	2,384	56	1,068	350	911	0	0
3930	Warehouse Trks & Tractors, Self-propelled	102,928	5,759	2,314	31,804	63,051	0	0
3940	Blocks Tackle Rigging and Slings	2,111	339	124	60	1,588	0	0
3950	Winches, Hoists, Cranes and Derricks	44,527	648	32,835	5,235	1,616	3,828	364
3960	Elevators and Escalators	2,729	59	2,633	36	0	0	0
3990	Miscellaneous Materials Handling Equip	55,572	4,889	13,700	7,497	19,101	2,807	7,578
4010	Chain and Wire Rope	4,557	55	1,103	150	2,911	338	0
4020	Fiber Rope Cordage and Twine	5,594	149	549	0	4,896	0	0
4030	Fittings for Rope, Cable and Chain	1,902	648	344	39	691	180	0
4110	Refrigeration Equip	19,245	10,003	1,522	2,250	5,239	205	26
4120	Air Conditioning Equip	35,551	9,966	2,832	19,380	3,204	0	169
4130	Refrigeration and Air Conditioning Comps	9,210	380	2,141	5,370	1,007	312	0
4140	Fans, Air Circulators & Blower Equip	8,271	1,354	2,022	114	4,536	0	244
4210	Fire Fighting Equipment	25,585	1,850	1,189	9,168	13,378	0	0
4220	Marine Lifesaving and Diving Equipment	16,306	61	5,862	4,094	6,290	0	0
4230	Decontaminating and Impregnating Equip	6,122	5,878	90	106	260	0	0
4240	Safety and Rescue Equipment	73,797	47,823	6,173	12,460	6,466	0	874
4310	Compressors and Vacuum Pumps	20,960	386	10,391	6,534	3,475	175	0
4320	Power and Hand Pumps	34,967	6,251	18,922	5,040	4,284	470	0
4330	Centrifugals, Separators, and Filters	17,015	1,143	6,642	358	8,592	280	0
4410	Industrial Boilers	8,929	481	1,363	338	6,747	0	0
4420	Heat Exchangers and Steam Condensers	3,478	1,154	1,584	297	206	236	0
4430	Industrial Furnaces, Kilns, Lehrs & Ovens	1,911	661	723	238	290	0	0
4440	Driers, Dehydrators and Anhydrators	2,233	0	865	669	698	0	0
4460	Air Purification Equipment	322	464	1,355	384	184	0	0
4470	Nuclear Reactors	253,838	0	253,838	0	0	0	0
4510	Plumbing Fixtures and Accessories	4,882	881	1,251	1,575	1,175	0	0
4520	Space Heating Eq & Domestic Water Heaters	9,491	2,448	755	1,399	4,889	0	0
4530	Fuel Burning Equipment Units	213	33	32	0	213	0	0
4540	Misc Plumbing, Heating & Sanitation Equip	1,927	802	351	159	587	27	0
4610	Water Purification Equipment	13,748	3,812	4,610	3,704	1,460	162	0
4620	Water Distillation Equip Marine & Indust	1,035	0	989	0	46	0	0
4630	Sewage Treatment Equipment	1,560	187	1,335	0	0	38	0
4710	Pipe and Tube	17,794	330	3,234	5,010	8,782	439	0
4720	Hose and Tubing, Flexible	11,351	531	2,746	1,769	6,305	0	0
4730	Fittings & Specialties; Hose, Pipe & Tube	38,713	1,282	4,836	5,541	7,024	180	0
4810	Valves, Powered	35,079	4,165	12,060	10,790	7,880	34	0
4820	Valves, Nonpowered	41,118	2,068	17,644	9,054	12,352	0	0
4910	Motor Veh Maint & Repr Shop Specilized Eq	12,973	9,326	632	1,344	1,671	0	0
4920	Acft Maint & Repair Shop Specilized Equip	198,248	11,611	12,405	173,444	788	0	0
4921	Torpedo Maint, Repair & Checkout Spec Eq	6,299	0	6,451	152	0	0	0
4925	Ammunition Maint, Repr & Checkout Spec Eq	5,622	51	0	5,180	390	0	0
4927	Rocket Maint, Repair & Checkout Spec Equip	176	0	176	0	0	0	0
4930	Lubrication & Fuel Dispensing Equipment	10,901	4,850	109	1,462	4,448	32	0
4931	Fire Control Maint & Repair Shop Spec Eq	28,512	28,396	85	0	30	0	0
4933	Weapons Maint & Repair Shop Spec Eq	12,639	12,040	253	0	345	0	0
4935	Guided Missile Maint, Repair Specilized Eq	50,279	30,815	14,790	4,674	0	0	0
4940	Miscellaneous Maint, Repair Specilized Eq	27,202	5,628	13,266	6,594	1,671	0	43
4960	Space Vehicle Maint, Repair Specilized Eq	124	0	124	0	0	0	0
5110	Hand Tools, Edged, Nonpowered	2,068	0	1,644	424	0	0	0
5120	Hand Tools, Nonedged, Nonpowered	6,652	2,442	578	3,632	0	0	0
5130	Hand Tools, Power Driven	1,827	753	733	199	0	142	0
5133	Drill Bits, Counterbores, and Countersinks	84	0	0	84	0	0	0
5140	Tool and Hardware Boxes	1,210	345	157	709	0	0	0
5180	Sets, Kits and Outfits of Hand Tools	7,938	3,337	1,232	3,369	0	0	0
5210	Measuring Tools, Craftsmen's	168	65	103	0	0	0	0
5220	Inspection Gauges & Precision Layout Tools	3,380	375	368	2,531	106	0	0
5280	Sets, Kits and Outfits of Measuring Tools	3,841	3,634	176	31	0	0	0
5305	Screws	2,844	66	219	345	2,214	0	0
5306	Bolts	5,446	252	951	1,734	2,444	66	0
5307	Studs	882	0	650	232	0	0	0
5310	Nuts and Washers	5,156	443	502	1,024	3,187	0	0
5315	Nails, Keys and Pins	1,602	336	269	574	424	0	0
5320	Rivets	2,549	0	136	502	1,911	0	0
5325	Fastening Devices	675	0	0	43	632	0	0
5330	Packing and Gasket Materials	22,347	3,402	7,971	4,474	6,499	0	0
5335	Metal Screening	227	0	181	0	46	0	0
5340	Miscellaneous Hardware	25,684	2,344	5,198	6,860	11,257	0	27
5345	Disks and Stones, Abrasive	195	0	195	0	0	0	0
5350	Abrasive Materials	622	90	392	141	0	0	0
5355	Knobs and Pointers	283	0	0	0	283	0	0
5360	Coil, flat and Wire Springs	784	461	33	149	1,340	0	0
5365	Rings, Shims and Spacers	4,554	745	1,816	528	1,339	126	0
5410	Prefabricated and Portable Buildings	42,879	13,544	6,268	19,740	1,210	460	1,656

TABLE 4-3
Supplies and Equipment
by DoD Component
Fiscal Year 1994

(Continued)

(Amounts in Thousands of Dollars)

C O D E	DESCRIPTION	DoD COMPONENT						
		TOTAL	Army	Navy	Air Force	DLA	OCE	ODA
5411	Rigid Wall Shelters	15,495	6,115	4,528	4,819	0	0	34
5420	Bridges, Fixed and Floating	5,541	5,349	115	0	48	29	0
5430	Storage Tanks	12,016	6,761	1,720	3,351	106	0	80
5440	Scaffolding Equipment and Concrete Forms	1,744	50	455	564	674	0	0
5445	Prefabricated Tower Structures	269	43	0	226	0	0	0
5450	Miscellaneous Prefabricated Structures	18,547	482	1,673	3,960	10,984	1,318	130
5510	Lumber and Related Basic Wood Materials	10,032	1,799	984	403	6,760	39	48
5520	Millwork	63	0	32	0	0	0	31
5530	Plywood and Veneer	3,131	136	325	56	2,613	0	0
5610	Mineral Construction Materials, Bulk	19,963	10,130	3,037	1,401	0	4,969	426
5620	Tile, Brick and Block	714	0	540	174	0	0	0
5630	Pipe and Conduit, Nonmetallic	219	0	61	120	0	38	0
5640	Wallboard Bldg & Thermal Insulation Mat	1,148	542	159	447	0	0	0
5650	Roofing and Siding Materials	385	0	0	385	0	0	0
5660	Fencing, Fences and Gates and Components	1,873	911	167	418	190	186	0
5670	Building Components, Prefabricated	2,012	230	1,645	137	0	0	0
5680	Miscellaneous Construction Materials	24,809	6,439	559	563	0	17,248	0
5805	Telephone and Telegraph Equipment	235,806	136,420	28,914	43,869	16,286	38	10,356
5810	Communications Security Equip and Comps	136,785	14,610	13,057	106,565	0	0	2,552
5811	Other Cryptologic Equipment & Components	9,789	6,994	1,916	831	0	0	48
5815	Teletype and Facsimile Equipment	13,860	1,206	7,472	4,368	357	35	422
5820	Radio & TV Comm Equipment, Except Airborne	530,988	406,245	55,780	59,437	620	344	8,562
5821	Radio and TV Comm Equipment, Airborne	162,432	72,484	47,249	42,529	170	0	0
5825	Radio Navigation Equip, Except Airborne	43,942	26,608	12,245	4,368	54	157	509
5826	Radio Navigation Equipment, Airborne	108,158	9,558	39,018	59,150	432	0	0
5830	Intercomm Public Address Sys, Ex Airborne	7,361	1,227	1,304	2,141	1,817	0	871
5831	Intercomm Public Address Sys, Airborne	4,145	27	1,233	2,884	0	0	0
5835	Sound Recording & Reproducing Equipment	14,736	3,194	7,791	1,099	1,545	110	997
5836	Video Recording and Reproducing Equipment	21,705	5,935	5,922	5,295	689	0	3,865
5840	Radar Equipment, Except Airborne	171,528	5,170	124,933	40,760	48	616	0
5841	Radar Equipment, Airborne	903,805	50,921	160,736	691,219	929	0	0
5845	Underwater Sound Equipment	473,113	0	472,286	177	600	50	0
5850	Visible & Invisible Light Comm Equipment	1,159	533	462	0	164	0	0
5855	Night Vision Equipment, Emitted and Reflect	277,022	143,110	122,018	10,253	1,640	0	0
5860	Stimulated Coherent Radiation Devices	4,870	587	2,070	2,142	70	0	0
5865	Elct Countermeasures & Quick Reaction Eq	646,471	82,942	138,200	423,397	1,704	0	227
5895	Miscellaneous Communication Equipment	1,032,434	359,230	359,102	241,319	7,163	1,141	64,478
5905	Resistors	2,418	47	580	748	1,043	0	0
5910	Capacitors	11,302	75	8,380	2,207	609	0	31
5915	Filters and Networks	5,615	131	2,559	971	1,953	0	0
5920	Fuses, Arrestors, Absorbers, & Protectors	2,231	326	395	584	793	59	74
5925	Circuit Breakers	6,492	313	4,551	88	1,221	319	0
5930	Switches	32,962	16,390	5,303	2,499	8,771	0	0
5935	Connectors Electrical	11,368	753	2,676	1,102	6,836	0	0
5940	Lugs Terminals and Terminal Strips	3,714	0	678	30	3,005	0	0
5945	Relays and Solenoids	12,433	2,495	802	1,064	8,072	0	0
5950	Coils and Transformers	8,853	268	1,386	4,163	1,799	1,238	0
5955	Oscillators & Piezoelectric Crystals	4,215	428	2,097	1,363	327	0	0
5960	Electron Tubes & Assoc Hardware	96,579	4,112	39,199	32,065	21,202	0	0
5961	Semiconductor Devices & Assoc Hardware	2,423	187	576	245	1,264	150	0
5962	Microcircuits - Electronic	16,705	249	3,896	6,714	5,845	0	0
5963	Electronic Modules	88,045	23	87,786	35	202	0	0
5965	Headsets, Handsets, Microphones & Speakers	6,264	2,251	207	93	3,552	0	161
5970	Elec Insulators and Insulating Material	2,203	0	1,215	0	988	0	0
5975	Electrical Hardware and Supplies	15,647	3,575	7,963	567	3,401	75	66
5977	Electrical Contact Brushes & Electrodes	2,484	62	867	60	1,495	0	0
5980	Optoelectronic Devices & Assoc Hardware	9,111	3,751	3,553	0	1,807	0	0
5985	Antennas, Waveguides & Related Equipment	132,376	38,286	34,909	51,352	7,267	0	561
5990	Synchros and Resolvers	6,255	1,898	1,023	1,326	2,009	0	0
5995	Cable, Cord, Wire Assemblies, Comm Equip	72,066	40,677	15,210	3,573	12,029	0	577
5998	Electrical & Elct Assys, Boards, Cards	151,141	20,540	74,800	50,880	4,826	94	0
5999	Misc Electrical & Electronic Components	314,047	81,303	124,458	105,834	1,647	159	647
6010	Fiber Optic Conductors	177	0	112	65	0	0	0
6015	Fiber Optic Cables	40,784	11,678	25,389	3,683	0	34	0
6020	Fiber Optic Cable Assemblies and Harnesses	4,716	3,892	86	514	224	0	0
6021	Fiber Optic Switches	113	0	113	0	0	0	0
6025	Fiber Optic Transmitters	106	106	0	0	0	0	0
6030	Fiber Optic Devices	441	96	20	325	0	0	0
6033	Fiber Optic Photo Detectors	75	0	75	0	0	0	0
6034	Fiber Optic Modulators/Demodulators	69	0	69	0	0	0	0
6035	Fiber Optic Light Transfer and Image Transf	1,717	1,621	95	0	0	0	0
6060	Fiber Optic Interconnectors and Supplies	454	70	56	286	42	0	0
6070	Fiber Optic Accessories and Supplies	1,954	81	152	1,721	0	0	0
6080	Fiber Optic Kits & Sets	544	472	0	72	0	0	0
6099	Miscellaneous Fiber Optic Components	7,424	6,781	353	290	0	0	0
6105	Motors, Electrical	23,018	4,839	8,936	3,128	6,065	50	0

TABLE 4-3
Supplies and Equipment
by DoD Component
Fiscal Year 1994

(Continued)

(Amounts in Thousands of Dollars)

C O D E	DESCRIPTION	D o D C O M P O N E N T						
		TOTAL	Army	Navy	Air Force	DLA	OCE	ODA
6110	Electrical Control Equipment	39,867	17,703	5,318	10,482	5,992	343	28
6115	Generators and Generator Sets, Electrical	86,070	15,715	30,472	30,836	3,196	4,775	1,077
6116	Fuel Cell Power Units, Components & Accys	14,847	14,765	43	39	0	0	0
6117	Solar Electric Power Systems	297	0	297	0	0	0	0
6120	Transformers, Distribution & Power Station	3,861	258	1,756	134	113	1,600	0
6125	Converters, Electrical, Rotating	8,057	781	5,369	1,822	85	0	0
6130	Converters, Electrical, Nonrotating	104,901	4,052	15,607	80,199	5,042	0	0
6135	Batteries, Nonrechargeable	33,064	23,500	5,562	48	3,863	89	0
6140	Batteries, Rechargeable	45,200	21,013	15,126	4,078	4,356	63	565
6145	Wire and Cable, Electrical	20,724	1,423	5,631	495	12,345	196	633
6150	Misc Electric Power & Distribution Eq	49,307	12,538	2,243	16,198	12,101	6,226	0
6160	Miscellaneous Battery Retaining Fixtures &	104,872	104,318	0	57	497	0	0
6210	Indoor & Outdoor Electric Lighting Fixtures	3,621	28	797	555	2,146	95	0
6220	Electric Vehicular Lights and Fixtures	10,424	632	1,484	2,233	6,076	0	0
6230	Electric Portable & Hand Lighting Equip	10,523	2,626	162	160	7,574	0	0
6240	Electric Lamps	5,082	43	228	358	4,453	0	0
6250	Ballasts, Lampholders and Starters	686	32	0	67	587	0	0
6260	Nonelectrical Lighting Fixtures	3,614	0	0	174	3,440	0	0
6310	Traffic and Transit Signal Systems	114	30	50	0	0	34	0
6320	Shipboard Alarm and Signal Systems	613	0	485	0	128	0	0
6340	Aircraft Alarm and Signal Systems	5,759	423	1,570	2,698	1,068	0	0
6350	Misc Alarm, Signal and Security Systems	24,679	14,244	4,932	3,753	1,543	40	167
6505	Drugs & Biologicals	162,112	4,049	22,180	2,178	133,705	0	0
6508	Medicated Cosmetics and Toiletries	465	0	0	0	465	0	0
6510	Surgical Dressing Materials	4,408	42	0	93	4,273	0	0
6515	Medical & Surgical Instruments, Equip & Sup	69,444	20,629	16,501	14,739	16,901	81	593
6520	Dental Instruments, Equip and Supplies	4,628	1,231	242	2,839	316	0	0
6525	X-ray Equip & Sup; Medical, Dental & Vet	28,019	2,826	2,090	1,003	22,099	0	0
6530	Hospital Furniture, Equip, Utensils & Sup	58,099	38,121	149	4,910	14,824	0	96
6532	Hospital & Surgical Clothing	2,594	135	290	0	2,170	0	0
6540	Ophthalmic Instruments, Equip & Supplies	4,146	408	1,112	677	1,950	0	0
6545	Medical Sets, Kits and Outfits	2,911	329	960	69	1,553	0	0
6550	In Vitro Diagnostic Substances, Reagents	11,780	2,869	2,881	1,510	4,520	0	0
6505	Navigational Instruments	100,829	7,101	64,887	28,136	596	108	0
6510	Flight Instruments	44,809	2,882	6,147	34,401	1,379	0	0
6515	Automatic Pilot Mechanisms Airborne Gyro	61,526	2,395	16,610	38,181	4,341	0	0
6520	Engine Instruments	19,667	1,980	4,715	10,860	2,112	0	0
6525	Electrical & Elct Meas & Test Instruments	271,918	48,503	140,993	78,771	2,224	389	1,038
6530	Chemical Analysis Instruments	28,094	13,039	6,099	7,761	2,855	88	822
6535	Physical Properties Testing Equipment	26,845	5,491	980	19,151	685	538	0
6536	Environmental Chambers and Related Equip	4,177	947	2,433	580	217	0	0
6540	Laboratory Equipment & Supplies	48,164	20,818	19,649	3,159	654	446	3,438
6545	Time Measuring Instruments	2,791	430	754	100	1,506	0	0
6550	Optical Instruments, Test Equip, Comps & Ac	36,867	13,286	9,123	12,947	1,192	59	260
6555	Geophysical Instruments	1,945	163	258	60	572	892	0
6560	Meteorological Instruments and Apparatus	5,904	1,927	726	2,853	1,376	474	0
6565	Hazard-detecting Instruments & Apparatus	29,263	15,621	8,015	3,715	1,835	77	0
6570	Scales and Balances	5,140	613	151	1,108	1,001	0	2,268
6575	Drafting, Surveying & Mapping Instruments	7,506	310	282	5,932	351	267	364
6580	Flow, Level, Motion Measuring Instruments	28,879	2,068	2,490	19,353	4,744	224	0
6585	Pressure, Temperature & Humidity Instrument	21,799	1,613	5,368	9,881	4,663	127	147
6595	Combination & Miscellaneous Instruments	23,115	4,467	9,448	5,662	2,632	638	268
6710	Cameras, Motion Picture	4,036	1,019	2,564	166	0	0	287
6720	Cameras, Still Picture	5,973	3,800	840	983	0	0	350
6730	Photographic Projection Equipment	4,329	1,007	978	1,915	334	95	0
6740	Photo Developing and Finishing Equip	2,371	669	73	999	329	0	301
6750	Photographic Supplies	3,539	1,311	653	642	340	0	594
6760	Photographic Equipment and Accessories	14,382	904	8,387	3,446	93	68	1,484
6770	Film, Processed	328	0	83	214	0	0	31
6780	Photographic Sets, Kits and Outfits	444	0	28	416	0	0	0
6810	Chemicals	10,833	2,153	3,811	411	2,770	1,652	37
6820	Dyes	284	185	99	0	0	0	0
6830	Gases, Compressed and Liquefied	191,790	3,967	11,648	2,568	172,641	900	66
6840	Pest Control Agents and Disinfectants	4,795	93	0	544	3,775	383	0
6850	Miscellaneous Chemical Specialties	33,146	1,390	1,564	1,475	28,717	0	0
6910	Training Aids	73,477	6,162	79,288	12,117	118	27	0
6920	Armament Training Devices	146,148	17,616	88,634	39,536	362	0	0
6930	Operational Training Devices	384,746	730	106,325	277,659	0	0	32
6940	Communication Training Devices	42,526	482	40,860	1,184	0	0	0
7010	ADPE Configuration	791,303	198,539	193,369	319,121	33,624	8,090	38,559
7020	ADP Central Processing Unit - Analog	17,333	7,717	4,577	981	38	88	3,931
7021	ADP Central Processing Unit - Digital	44,721	10,036	7,440	24,148	776	239	2,082
7022	ADP Central Processing Unit - Hybrid	3,640	331	2,613	232	0	463	0
7025	ADP Input/Output and Storage Devices	462,098	142,716	135,828	122,709	30,173	1,048	29,623
7030	ADP Software	293,730	70,584	48,159	127,378	11,154	3,193	33,262
7035	ADP Support Equip	380,448	49,316	139,491	151,501	4,754	5,246	30,139

TABLE 4-3
Supplies and Equipment
by DoD Component
Fiscal Year 1994

(Continued)

(Amounts in Thousands of Dollars)

CODE	DESCRIPTION	DoD COMPONENT						
		TOTAL	Army	Navy	Air Force	DLA	OCE	ODA
7040	Punched Card Equip	1,077	367	269	369	0	44	28
7042	Mini & Micro Computer Control Devices	13,101	5,838	773	1,831	383	524	3,752
7045	ADP Supplies	79,957	30,049	14,611	32,145	1,815	246	1,091
7050	ADP Components	126,065	26,830	46,799	33,873	3,908	1,848	12,806
7105	Household Furniture	29,096	4,587	9,626	14,760	123	0	0
7110	Office Furniture	187,499	65,191	32,187	74,481	2,347	7,136	6,156
7125	Cabinets, Lockers, Bins and Shelving	22,770	7,677	5,134	7,786	728	34	1,411
7195	Miscellaneous Furniture and Fixtures	30,257	5,443	3,599	8,785	11,732	169	529
7210	Household Furnishings	21,315	1,170	4,115	2,700	13,329	0	0
7220	Floor Coverings	13,072	2,209	3,750	6,761	195	0	156
7230	Draperies, Awnings and Shades	3,092	1,307	1,355	430	0	0	0
7240	Household and Commercial Util Containers	2,193	78	185	260	1,670	0	0
7290	Misc Household Coml Furnishings Appliances	2,251	606	499	1,053	65	0	28
7310	Food Cooking Baking Serving Equip	6,399	3,135	1,809	1,317	137	0	0
7320	Kitchen Equipment and Appliances	13,381	465	9,822	1,050	1,927	0	117
7330	Kitchen Hand Tools and Utensils	1,611	54	185	32	1,340	0	0
7340	Cutlery and Flatware	2,126	0	137	0	1,989	0	0
7350	Tableware	1,731	295	135	32	1,268	0	0
7360	Sets, Kits, Outfits, & Modules, Food Prep &	383	10	66	32	275	0	0
7420	Accounting and Calculating Machines	1,216	651	0	31	79	32	423
7430	Typewriters & Office Type Composing Mach	1,258	446	293	83	0	409	28
7435	Office Information System Equipment	2,598	307	1,548	242	0	0	501
7450	Office Type Sound Recording Repro Mach	1,758	1,397	42	261	33	0	25
7460	Visible Record Equipment	3,383	619	567	1,718	40	266	172
7490	Miscellaneous Office Machines	8,467	6,125	654	757	35	191	704
7510	Office Supplies	2,420	807	94	1,342	0	138	39
7520	Office Devices and Accessories	513	67	217	229	0	0	0
7530	Stationery and Record Forms	3,445	1,801	554	577	514	0	0
7540	Standard Forms	633	0	0	0	0	0	633
7610	Books and Pamphlets	20,384	7,381	3,152	5,829	2,423	121	1,478
7630	Newspapers and Periodicals	6,124	1,428	2,525	1,299	257	418	197
7640	Maps, Atlases Charts and Globes	26,428	28	33	0	0	64	26,304
7650	Drawings and Specifications	12,986	0	7,385	5,600	0	0	0
7670	Microfilm Processed	1,445	381	938	57	0	69	0
7690	Miscellaneous Printed Matter	92,937	1,314	91,192	43	0	121	267
7710	Musical Instruments	338	96	114	129	0	0	0
7720	Musical Instrument Parts and Accessories	36	36	0	0	0	0	0
7730	Phonographs, Radios, TV Sets: Home Type	918	266	272	380	0	0	0
7740	Phonograph Records	309	0	0	0	0	0	309
7810	Athletic and Sporting Equipment	3,145	642	2,337	116	50	0	0
7820	Games, Toys and Wheeled Goods	968	207	530	232	0	0	0
7830	Recreational and Gymnastic Equipment	6,425	1,732	1,706	2,848	0	138	0
7910	Floor Polishers and Vacuum Cleaners	1,684	383	674	627	0	0	0
7920	Brooms, Brushes, Mops and Sponges	471	26	282	0	163	0	0
7930	Cleaning & Polishing Compounds & Preps	19,185	281	180	126	18,599	0	0
8010	Paints, Dopes, Varnishes & Related Product	3,078	323	2,526	160	0	68	0
8030	Preservative and Sealing Compounds	321	64	38	219	0	0	0
8040	Adhesives	279	0	279	0	0	0	0
8105	Bags and Sacks	9,053	85	318	0	2,700	0	5,949
8110	Drums and Cans	6,540	534	826	146	5,034	0	0
8115	Boxes, Cartons and Crates	11,648	7,670	608	753	2,617	0	0
8120	Commercial & Industrial Gas Cylinders	3,887	33	246	161	3,447	0	0
8125	Bottles and Jars	227	0	0	25	201	0	0
8135	Packaging and Packing Bulk Materials	3,395	629	361	339	1,530	0	536
8140	Ammunition & Nuclear Ordnance Containers	31,695	14,916	6,698	4,930	93	0	5,059
8145	Specialized Shipping & Storage Containers	70,162	2,553	20,174	8,525	10,729	0	28,181
8305	Textile Fabrics	8,960	389	105	512	7,909	46	0
8315	Notions and Apparel Findings	664	0	0	0	664	0	0
8330	Leather	43	0	0	0	43	0	0
8340	Tents and Tarpaulins	122,583	552	2,713	3,745	115,510	0	63
8345	Flags and Pennants	1,734	57	0	0	1,648	30	0
8405	Outerwear, Men's	98,241	1,250	685	904	95,375	27	0
8410	Outerwear, Women's	13,942	37	25	250	13,383	152	95
8415	Clothing, Special Purpose	225,103	1,922	2,832	4,160	215,501	146	542
8420	Underwear and Nightwear, Men's	12,694	193	2,491	380	9,630	0	0
8425	Underwear and Nightwear, Women's	1,064	0	297	767	0	0	0
8430	Footwear, Men's	33,071	1,344	0	1,115	30,564	48	0
8435	Footwear, Women's	27	27	0	0	0	0	0
8440	Hosiery, Handwear & Clothing Accy, Men's	8,856	82	0	235	8,539	0	0
8445	Hosiery Handwear & Clothing Accy, Women's	607	0	0	28	579	0	0
8450	Children's & Infant's Apparel & Accy	16,100	0	38	234	15,828	0	0
8455	Badges and Insignia	5,406	118	0	161	5,127	0	0
8460	Luggage	7,744	240	225	229	7,050	0	0
8465	Individual Equipment	27,902	1,657	6,319	457	19,339	0	129
8470	Armor, Personal	23,265	5,349	144	373	17,400	0	0
8475	Specilized Flight Clothing & Accessories	37,708	219	7,083	30,406	0	0	0

TABLE 4-3
Supplies and Equipment
by DoD Component
Fiscal Year 1994

(Concluded)

(Amounts in Thousands of Dollars)

C O D E	DESCRIPTION	D O D C O M P O N E N T						
		TOTAL	Army	Navy	Air Force	DLA	OCE	DDA
8510	Perfumes, Toilet Preparations and Powders	7,331	0	0	970	6,361	0	0
8520	Toilet Soap, Shaving Prep & Dentifrices	6,057	0	209	0	5,804	0	43
8530	Personal Toiletry Articles	4,133	32	222	0	3,879	0	0
8540	Toiletry Paper Products	18,228	0	811	65	17,351	0	0
8710	Forage and Feed	5,796	0	0	0	5,796	0	0
8720	Fertilizers	75	75	0	0	0	0	0
8730	Seeds and Nursery Stock	828	394	0	403	0	32	0
8820	Live Animals, Not Raised for Food	107	107	0	0	0	0	0
8905	Meat, Poultry and Fish	373,000	113	546	0	372,342	0	0
8910	Dairy Foods and Eggs	79,685	14,492	7,782	0	57,411	0	0
8915	Fruits and Vegetables	116,807	770	1,553	0	114,484	0	0
8920	Bakery and Cereal Products	98,436	6,008	2,208	4,560	85,660	0	0
8925	Sugar, Confectionery and Nuts	36,781	0	362	0	36,419	0	0
8930	Jams, Jellies and Preserves	4,219	0	0	0	4,219	0	0
8935	Soups and Bouillons	5,596	0	0	0	5,596	0	0
8940	Special Dietary Foods & Specialty Prep	103,328	32	557	0	102,739	0	0
8945	Food, Oils and Fats	12,705	0	385	1,527	10,793	0	0
8950	Condiments and Related Products	34,273	366	0	0	33,907	0	0
8955	Coffee, Tea and Cocoa	17,951	0	0	0	17,951	0	0
8960	Beverages, Nonalcoholic	27,076	667	1,472	0	21,647	3,291	0
8970	Composite Food Packages	4,338	4,610	0	0	272	0	0
8975	Tobacco Products	34,411	0	0	0	34,411	0	0
8999	Food Items for Resale	637,938	2,180	841	28	0	0	634,889
9110	Fuels, Solid	37,959	153	0	0	37,806	0	0
9130	Liquid Propellants & Fuel, Petroleum Base	3,371,817	3,697	354	4,323	3,363,443	0	0
9135	Liquid Propellant Fuels, Chemical Base	50,266	0	3,370	46,895	0	0	0
9140	Fuel Oils	1,044,015	1,453	1,764	40	1,043,468	195	0
9150	Oils & Greases: Cutting, Lubr & Hydraulic	45,672	0	4,296	102	41,274	0	0
9160	Miscellaneous Waxes, Oils and Fats	157	59	0	0	1,73	25	0
9310	Paper and Paperboard	3,211	176	0	0	2,881	0	154
9320	Rubber Fabricated Materials	2,030	0	869	0	1,066	0	95
9330	Plastics Fabricated Materials	4,329	826	623	1,051	1,774	56	0
9340	Glass Fabricated Materials	1,258	367	244	34	613	0	0
9350	Refractories & Fire Surfacing Materials	68	0	27	0	40	0	0
9390	Misc Fabricated Nonmetallic Materials	1,358	507	549	30	272	0	0
9410	Crude Grades of Plant Materials	17,264	0	0	0	17,264	0	0
9430	Misc Crude Animal Products, Inedible	80	0	0	0	0	80	0
9505	Wire, Nonelectrical, Iron and Steel	1,601	0	44	0	0	1,558	0
9510	Bars and Rods, Iron and Steel	1,455	286	164	524	35	445	0
9515	Plate, Sheet, Strip & Foil: Iron and Steel	4,884	2,189	933	0	1,678	85	0
9520	Structural Shapes, Iron and Steel	3,144	150	848	214	124	1,808	0
9525	Wire, Nonelectrical, Nonferrous Base Metal	7,314	0	0	0	74	7,240	0
9530	Bars and Rods, Nonferrous Base Metal	3,325	379	675	1,656	615	0	0
9535	Plate, Sheet, Strip, & Foil: Nonferrous Me	5,688	247	886	0	4,756	0	0
9540	Structural Shapes, Nonferrous Base Metal	2,762	0	2,541	79	102	40	0
9545	Plate, Sheet, Strip, Foil, & Wire: Preciou	1,030	30	125	0	0	876	0
9610	Ores	801	494	0	0	0	307	0
9620	Minerals, Natural and Synthetic	1,824	729	0	0	0	1,095	0
9630	Additive Metal Materials & Master Alloys	91	0	0	0	0	91	0
9640	Iron & Steel Primary & Semifinished Prod	783	783	0	0	0	0	0
9650	Nonferrous Base Metal Refinery	519	0	447	0	72	0	0
9905	Signs, Advertizing Displays, Ident Plates	2,295	707	131	741	0	157	560
9910	Jewelry	170	170	0	0	0	0	0
9920	Smokers' Articles and Matches	310	0	150	0	159	0	0
9925	Ecclesiastical Equip, Furnishings & Sup	366	0	56	163	147	0	0
9998	Nonfood Items for Resale	53,390	93	0	0	0	0	53,298
9999	Miscellaneous Items	1,490,844	210,673	19,648	1,140,265	5,495	64,570	50,194

LIST OF ABBREVIATIONS

The following abbreviations are used in this publication:

A&E	Architect and Engineer	MACH	Machine
AC	Air Conditioning	MAINT	Maintenance
ACCY	Accessory	MAP	Mapping
ACFT	Aircraft	MAT	Material
ADMIN	Administration	MEAS	Measure
ADP	Automatic Data Processing	MECH	Mechanical
ALTER	Alteration	MFG	Manufacturing
AMMO	Ammunition	MGMT	Management
ASSY	Assembly	MISC,MSL	Miscellaneous
		MM	Millimeter
BLDG(S)	Building	MSL	Missile
BTWN	Between		
		NAV	Navigational
CFT	Craft	NBS	Non-Building Structures
COML	Commercial	NUCL	Nuclear
COMM	Communications		
COMP(S)	Component	OPER	Operation
CONST	Construction	ORD	Ordnance
CONT	Continued		
CYC(S)	Cycle	PHOTO	Photographic
		PREFAB	Prefabrication
DEV	Development	PREP	Preparation
DLVRY	Delivery	PROD	Products
DR	Driven	PROF	Professional
DV	Device	PROP	Property
		PROPUL	Propulsion
ELCT	Electronic	PUB	Publication
ENG	Engine		
ENGR	Engineer	R&D	Research & Development
ENVIRON	Environment	REAC	Reactor
EPG	Electric Power Generation	RECR	Recreation
EQ,EQUIP	Equipment	REL	Related
EX	Except	REP	Representative
EXCL	Exclude	REPR	Repair
EXPLO	Explosive	REPRO	Reproduction
FAB	Fabricated	SEC	Security
FAC	Facilities	SECD	Secondary
FLTG	Floating	SIC	Standard Industrial Classification
GBL	Government Bill of Lading	SML	Small
GND	Ground	SP	Space
GOCO	Government Owned, Contractor Operated	SPEC	Special
GOGO	Government Owned, Government Operated	STA	Station
GOVT	Government	STR	Structures
GTR	Government Travel Request	SUP	Supply
		SURG	Surgical
		SV,SVC	Service
		SYS	System
HOSP	Hospital		
HWY(S)	Highway	TECH	Technical
		TELE	Telecommunication
INCL	Including	TEX	Textile
INFO	Information	TRANS	Transmission
INST	Instrument	TRKS	Trucks
INTRCNG	Interchangeable		
		UN	Unit
LAB	Laboratory	UNDWTR	Underwater
LANG	Language	UTIL	Utility
LDG	Landing		
LTHR	Leather	VEH	Vehicle
LUBR	Lubricants	VET	Veterinary
		WPN	Weapon