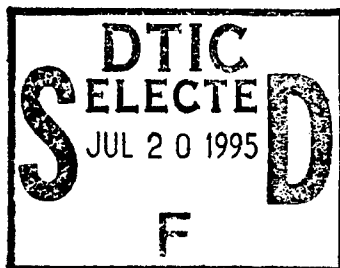


USAARL Report No. 95-19



**Transmittance Characteristics  
of U.S. Army Rotary-Wing Aircraft Transparencies**



By

Sean L. Wentworth  
Everette McGowin III  
Rebecca H. Ivey  
Clarence E. Rash  
William E. McLean

Aircrew Health and Performance Division

19950719 055

March 1995

Approved for public release; distribution unlimited.

DTIC QUALITY INSPECTED B

United States Army Aeromedical Research Laboratory  
Fort Rucker, Alabama 36362-0577

365

Notice

Qualified requesters

Qualified requesters may obtain copies from the Defense Technical Information Center (DTIC), Cameron Station, Alexandria, Virginia 22314. Orders will be expedited if placed through the librarian or other person designated to request documents from DTIC.

Change of address

Organizations receiving reports from the U.S. Army Aeromedical Research Laboratory on automatic mailing lists should confirm correct address when corresponding about laboratory reports.

Disposition

Destroy this document when it is no longer needed. Do not return it to the originator.


Disclaimer


The views, opinions, and/or findings contained in this report are those of the author(s) and should not be construed as an official Department of the Army position, policy, or decision, unless so designated by other official documentation. Citation of trade names in this report does not constitute an official Department of the Army endorsement or approval of the use of such commercial items.

Human use

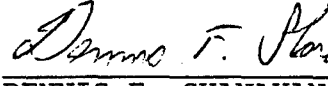
Human subjects participated in these studies after giving their free and informed voluntary consent. Investigators adhered to AR 70-25 and USAMRDC Reg 70-25 on Use of Volunteers in Research.

Reviewed:

  
RICHARD R. LEVINE  
LTC, MS  
Director, Aircrew Health and  
Performance Division

  
ROGER W. WILEY, D.D., Ph.D.  
Chairman, Scientific  
Review Committee

Released for publication:

  
DENNIS F. SHANAHAN  
Colonel, MC, MFS  
Commanding

Unclassified

SECURITY CLASSIFICATION OF THIS PAGE

**REPORT DOCUMENTATION PAGE**

Form Approved  
OMB No. 0704-0188

1a. REPORT SECURITY CLASSIFICATION Unclassified		1b. RESTRICTIVE MARKINGS	
2a. SECURITY CLASSIFICATION AUTHORITY		3. DISTRIBUTION / AVAILABILITY OF REPORT Approved for public release, distribution unlimited	
2b. DECLASSIFICATION / DOWNGRADING SCHEDULE			
4. PERFORMING ORGANIZATION REPORT NUMBER(S) USAARL Report No. 95-19		5. MONITORING ORGANIZATION REPORT NUMBER(S)	
6a. NAME OF PERFORMING ORGANIZATION U.S. Army Aeromedical Research Laboratory	6b. OFFICE SYMBOL (if applicable) MCMR-UAD	7a. NAME OF MONITORING ORGANIZATION U.S. Army Medical Research and Materiel Command	
6c. ADDRESS (City, State, and ZIP Code) P.O. Box 620577 Fort Rucker, AL 36362-0577		7b. ADDRESS (City, State, and ZIP Code) Fort Detrick Frederick, MD 21702-5012	
8a. NAME OF FUNDING / SPONSORING ORGANIZATION	8b. OFFICE SYMBOL (if applicable)	9. PROCUREMENT INSTRUMENT IDENTIFICATION NUMBER	
8c. ADDRESS (City, State, and ZIP Code)		10. SOURCE OF FUNDING NUMBERS	
		PROGRAM ELEMENT NO. 0602787A	PROJECT NO. 3M162787AA879
		TASK NO. PE	WORK UNIT ACCESSION NO. 164
11. TITLE (Include Security Classification) (U) Transmittance Characteristics of U.S. Army Rotary-Wing Aircraft Transparencies			
12. PERSONAL AUTHOR(S) Sean Wentworth, Everette McGowin, III, Rebecca Ivey, Clarence Rash, William McLean			
13a. TYPE OF REPORT Final	13b. TIME COVERED FROM TO	14. DATE OF REPORT (Year, Month, Day) 1995 March	15. PAGE COUNT 29
16. SUPPLEMENTAL NOTATION			
17. COSATI CODES		18. SUBJECT TERMS (Continue on reverse if necessary and identify by block number)	
FIELD	GROUP	SUB-GROUP	
13	06		
14	04		
19. ABSTRACT (Continue on reverse if necessary and identify by block number) This report documents a survey of the spectral and luminous transmittance characteristics of transparencies (windscreens) used in currently fielded U.S. Army rotary-wing aircraft. The survey was conducted in two phases. In the first phase, samples of windscreens from each aircraft type were evaluated in the laboratory for photopic (day) and scotopic (night) luminous transmittance. The spectral transmittance of each sample also was measured. Based on laboratory measurements of unused samples, all windscreens met specifications. However, field measurements on windscreens showed consistent failure of luminous transmittance requirements. This loss of transmittance is attributed to haze resulting from exposure to environmental factors.			
20. DISTRIBUTION / AVAILABILITY OF ABSTRACT <input checked="" type="checkbox"/> UNCLASSIFIED/UNLIMITED <input type="checkbox"/> SAME AS RPT. <input type="checkbox"/> DTIC USERS		21. ABSTRACT SECURITY CLASSIFICATION Unclassified	
22a. NAME OF RESPONSIBLE INDIVIDUAL Chief, Science Support Center		22b. TELEPHONE (Include Area Code) (334) 255-6907	22c. OFFICE SYMBOL MCMR-UAX-SS

Table of contents

	Page no.
List of tables . . . . .	2
Introduction . . . . .	3
Specifications and requirements . . . . .	3
Methodology . . . . .	9
Spectral transmittance . . . . .	9
Luminance transmittance . . . . .	10
Field measurements . . . . .	10
Data . . . . .	10
Spectral transmittance . . . . .	10
Luminous transmittance . . . . .	19
Summary . . . . .	23
References . . . . .	24
Appendix A - List of transparency manufacturers . . . . .	26
Appendix B - List of equipment manufacturers . . . . .	29

List of figures

Figure no.	Page no.
1. The AH-1 Cobra . . . . .	4
2. The AH-64 Apache . . . . .	4
3. The CH-47D Chinook . . . . .	5
4. The OH-6 Cayuse . . . . .	5
5. The OH-58A Kiowa . . . . .	6
6. The OH-58C Kiowa . . . . .	6
7. The OH-58D Kiowa . . . . .	7

<input checked="" type="checkbox"/>	
<input type="checkbox"/>	
<input type="checkbox"/>	

Dist	Special
A-1	

List of figures (Continued).

Figure no.	Page no.
8. The TH-67 Creek . . . . .	7
9. The UH-1 Iroquois . . . . .	8
10. The UH-60 Black Hawk . . . . .	8
11. Spectral transmittance curve for AH-1 Cobra . . . . .	11
12. Spectral transmittance curve for AH-64 Apache . . . . .	12
13. Spectral transmittance curve for CH-47D Chinook . . . . .	13
14. Spectral transmittance curve for OH-58A/D Kiowa . . . . .	14
15. Spectral transmittance curve for OH-58C Kiowa . . . . .	15
16. Spectral transmittance curve for TH-67 Creek . . . . .	16
17. Spectral transmittance curve for UH-1 Iroquois . . . . .	17
18. Spectral transmittance curve for UH-60 Black Hawk . . . . .	18
19. Example of surface abrasion present in an AH-64 windscreen . . . . .	23

List of tables

Table no.	Page no.
1. Luminous transmittance (in percent) . . . . .	20
2. Field measurements of photopic luminous transmittance (in percent) . . . . .	21
3. Comparison of laboratory and field photopic luminous transmittance measurements . . . . .	22

## Introduction

This report documents a survey of the spectral and luminous transmittance characteristics of transparencies (windscreens) used in currently fielded U.S. Army rotary-wing aircraft (AH-1 Cobra, AH-64 Apache, CH-47 Chinook, OH-6 Cayuse, OH-58A/C/D Kiowa, TH-67 Creek, UH-1 Iroquois, and UH-60 Black Hawk [Figures 1-10]). These characteristics are essential to addressing issues related to aviator and crewman visual performance. In addition, spectral transmittance characteristics impact the performance of helmet-mounted imaging systems, such as the AN/AVS-6 Aviator's Night Vision Imaging System (ANVIS).

Previous investigations of the optical characteristics of U.S. Army rotary-wing aircraft transparencies (Chiou, 1975, 1976; Chiou, Park, and Moser, 1976; Crosley, 1968) may no longer be representative of currently fielded transparencies. Manufacturers of U.S. Army aircraft transparencies often change with each procurement contract. Appendix A provides a list of current manufacturers.

The survey was conducted in two phases. In the first phase, samples of windscreens from each aircraft type were evaluated in the laboratory for photopic (day) and scotopic (night) luminous transmittance. The spectral transmittance of each sample also was measured.

Installed transparencies are exposed continuously to the environment, collision with airborne particulate matter, and the abuses which often accompany aircraft maintenance. Therefore, to provide a more realistic assessment of transmittance values as experienced in the field, a second phase consisting of field measurements of photopic luminous transmittance for windscreens installed on aircraft on the flight line was conducted.

The laboratory measurements were taken on new (or not previously used) transparency samples. Due to limited availability of such transparencies, only a single sample of each forward windscreen could be obtained for each aircraft type. [An exception to this was the inability to obtain any front windscreens of the OH-6 or the right front windscreen for the UH-60.] Therefore, the data reported herein should be considered only representative of transparency performance. Field measurements (photopic transmittance only) were made on six aircraft per type.

## Specifications and requirements

MIL-W-81752A(AS), "Military specification: Windshield systems, fixed wing aircraft, general specification for,"



Figure 1. The AH-1 Cobra.



Figure 2. The AH-64 Apache.



Figure 3. The CH-47D Chinook.



Figure 4. The OH-6 Cayuse.




Figure 5. The OH-58A Kiowa.



Figure 6. The OH-58C Kiowa.



Figure 7. The OH-58D Kiowa.

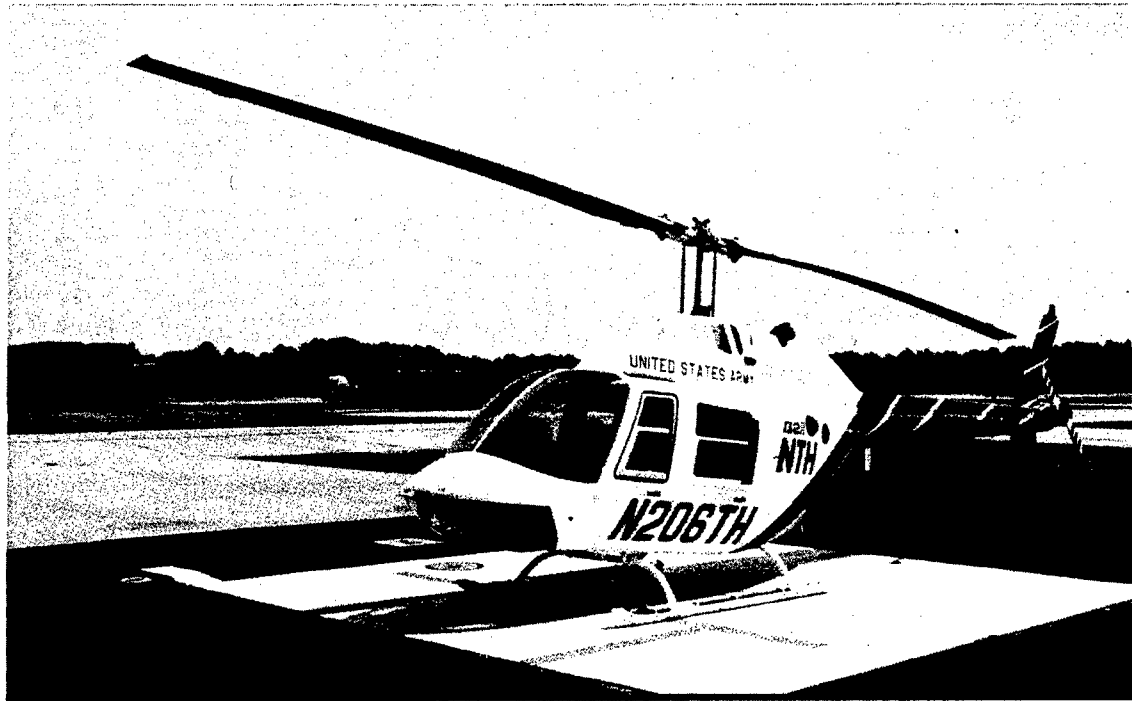


Figure 8. The TH-67 Creek.



Figure 9. The UH-1 Iroquois.



Figure 10. The UH-60 Black Hawk.

requires attack type aircraft to have an average luminous transmittance of not less than 80 percent when measured at normal angles of incidence to the surface. Other aircraft are required to have an average luminous transmittance of not less than 60 percent when measured at normal angles of incidence to the surface.

During day flights, pilotage and other external tasks are primarily accomplished by naked eye viewing through the windscreens and windows. However, current U.S. Army doctrine requires pilots and crewmen to perform missions successfully during periods of low illuminance, e.g., at night and in foul weather. To achieve acceptable performance under these conditions, devices based on the principle of image intensification are used in the cockpit and crew areas. The most prominent of these devices is the ANVIS. This night vision system has a spectral response of 450-950 nanometers (nm) with an enhanced sensitivity from 625-900 nm (MIL-L-85762A). Windscreens and windows must provide adequate spectral transmittance over this latter spectral range to optimize ANVIS performance.

MIL-W-81752A(AS) states the windshield shall be (ANVIS) compatible over the wavelength range of 600-900 nanometers.

### Methodology

#### Spectral transmittance

Spectral transmittance data were obtained in a darkened laboratory using an EG&G Gamma Scientific\* model C-9 spectral scanning system and a model RS-1 tungsten source. Spectroradiometric data were measured over the wavelength range of 350-950 nanometers in 5-nm steps for the reference tungsten source alone and for each transparency sample/source combination. The transmittance curves were obtained by performing a division, by wavelength, of the transparency/source combination data by the source data.

A sample of the left front windscreen was measured in each aircraft with side-by-side seating. A lower front windscreen sample was measured for the attack aircraft, which have tandem seating. In order to minimize scratching of the unused transparencies during measurement, the protective sheeting was removed from as small an area as possible. Therefore, measurements were taken at arbitrary and different points on each samples. [Note: This was not considered to be a relevant factor since an investigation of several samples showed a variation of less than 5 percent across the sample. A similar investigation

-----  
\*See Appendix B.

of the effect of slant (deviation from normal) also showed a variation of less than 5 percent.] Settings of 900 volts photomultiplier tube anode voltage and 1-degree aperture size on the collection optics were used.

#### Luminous transmittance

Photopic and scotopic luminous transmittance values were measured in a darkened laboratory using a Photo Research\* model 1980A photometer and EG&G Gamma Scientific model RS-1 tungsten source. Following a prescribed warm-up period for the photometer and the reference lamp, luminous transmittance measurements were taken for each sample using the photopic and scotopic filters integral to the photometer. Each measurement consisted of reading the luminance of the reference lamp, placing the respective transparency sample normal to the optical path, and taking a second luminance reading. The transmittance was calculated by dividing the luminance value obtained of the sample/source combination by the value obtained of the source alone. Three readings were obtained for each sample. The mean of these three values was calculated and reported.

#### Field measurements

Field measurements of photopic transmittance values were acquired for six of each aircraft type on flight lines at U.S. Army airfields at Fort Rucker, Alabama. [Note: An exception was the OH-58C aircraft, where only four aircraft were measured.] Measurements were made using an EG&G Gamma RS-1 tungsten source powered by a field generator and a Minolta\* 1-degree aperture luminance meter. Each measurement consisted of reading the luminance of the reference source alone and reading the reference source luminance from a position of the left seat for aircraft with side-by-side seating and from the front seat of aircraft with tandem seating. The transmittance was calculated by dividing the value obtained from the cockpit by the value of the source alone.

### Data

#### Spectral transmittance

The transmittance curves for the windscreen sample are provided in Figures 11-18. The samples from AH-64 (except aft windscreen), CH-47, UH-1, and UH-60 aircraft were of glass composition. The AH-1, OH-58A/C/D, and TH-67 samples were of acrylic composition. All samples were of "clear" material except for the TH-67, which had a bluish tint.

TITLE: AH-1 Cobra  
DEVICE: Cobra #0476/  
DATE: 07-11-1994  
MAX: .93869  
MIN: .28553

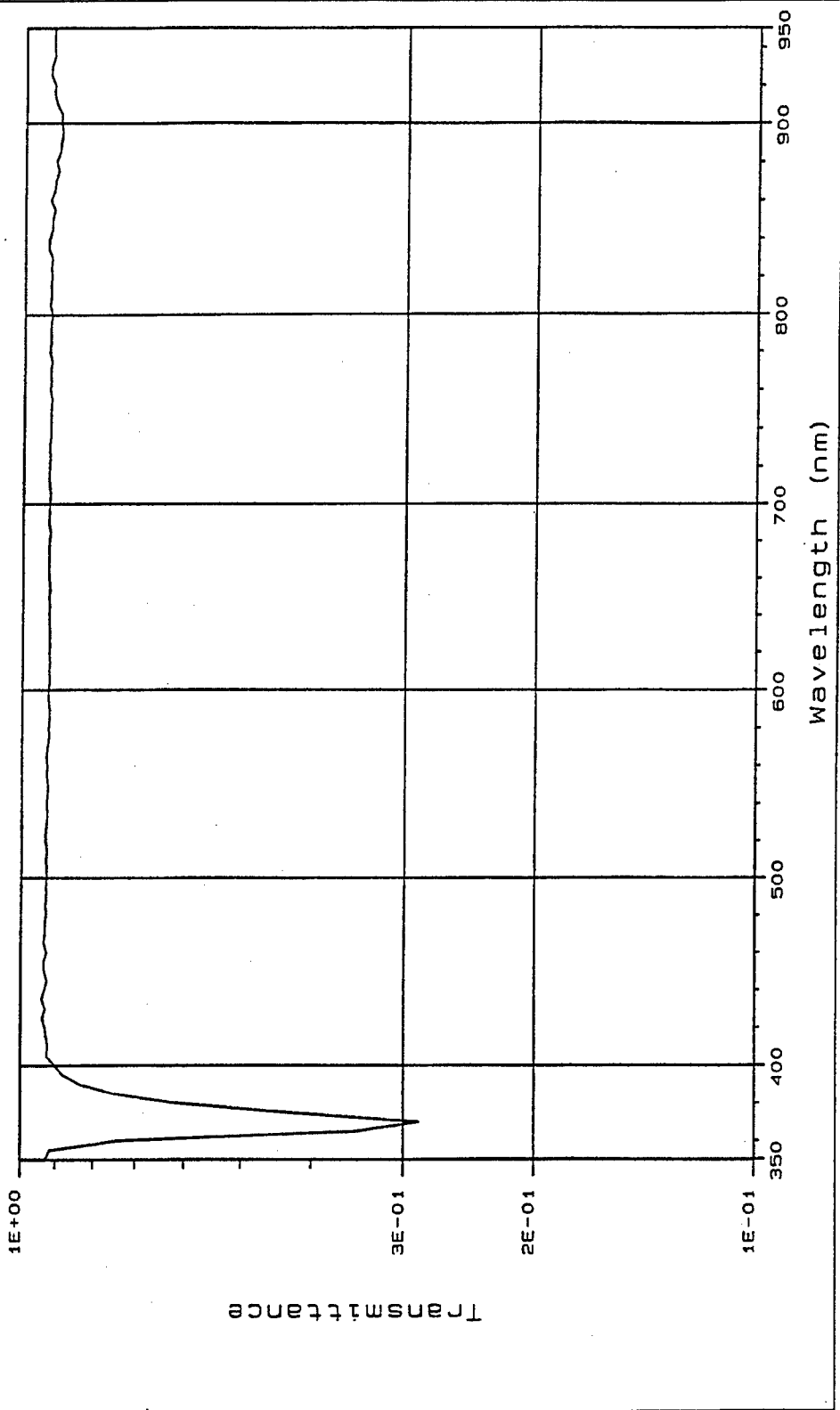


Figure 11. Spectral transmittance curve for AH-1 Cobra.

TITLE: AH-64 Apache  
DEVICE: AH-64 (frwd) #7475/  
DATE: 07-14-1994  
MAX: .84769  
MIN: .62242

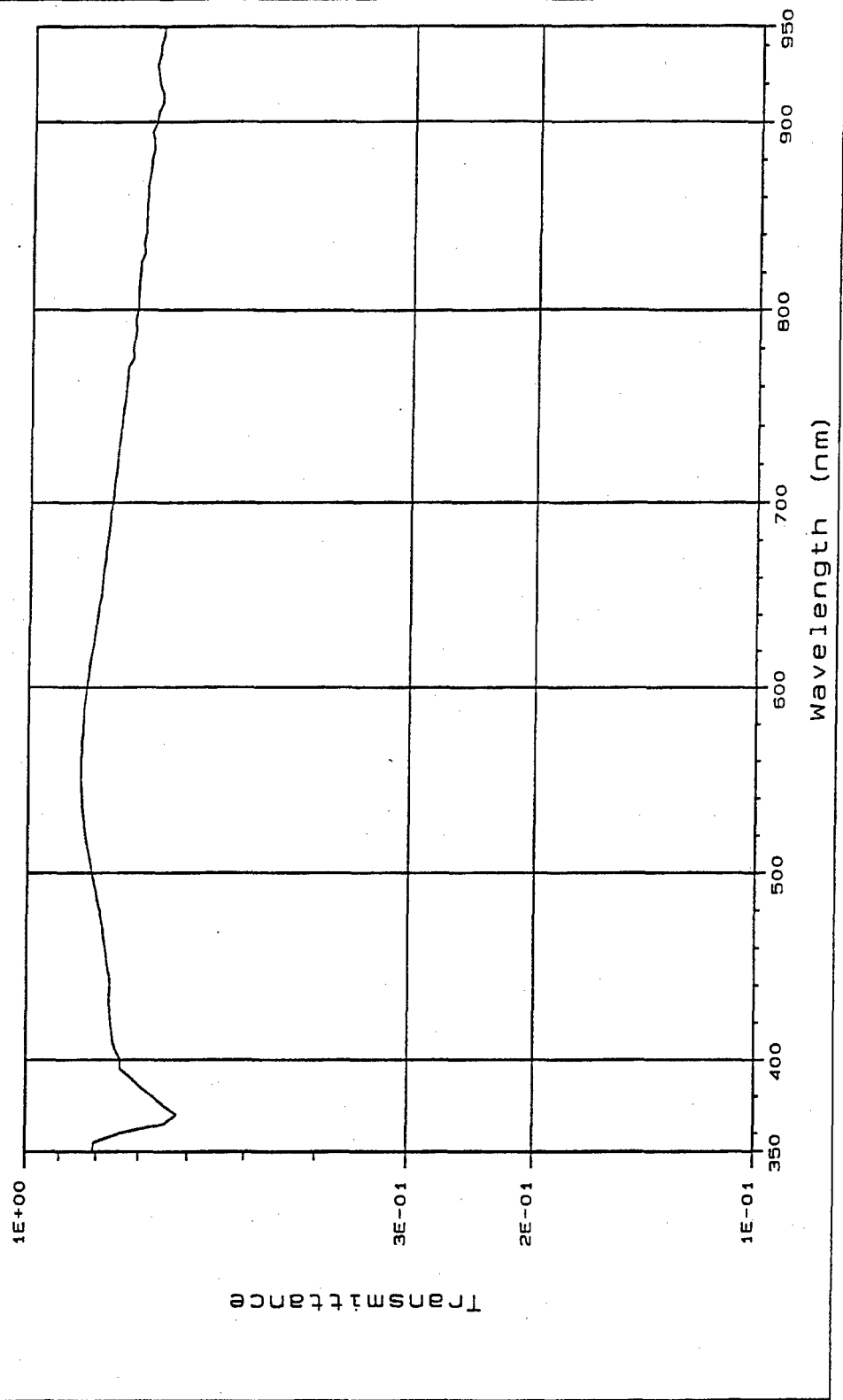


Figure 12. Spectral transmittance curve for AH-64 Apache.

TITLE: CH-47 Chinook  
DEVICE: CH-47 #7857/

DATE: 07-11-1994  
MAX: .86792  
MIN: .66991

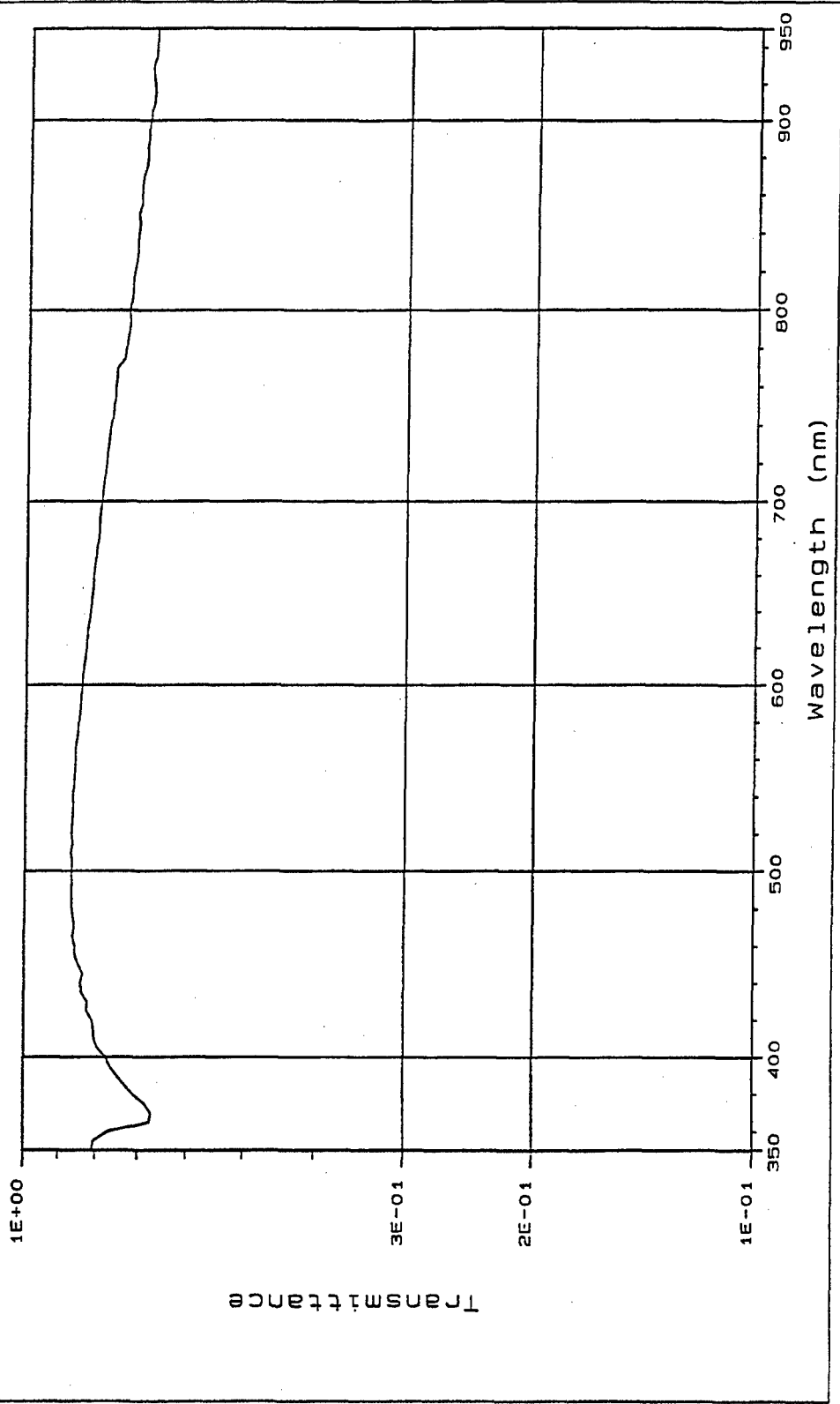


Figure 13. Spectral transmittance curve for CH-47D Chinook.

TITLE: OH-58 ASD Kiowa  
DATE: 07-15-1994  
DEVICE: OH-58 ASD (ISR) #3181/  
MAX: .9059  
MIN: .4368

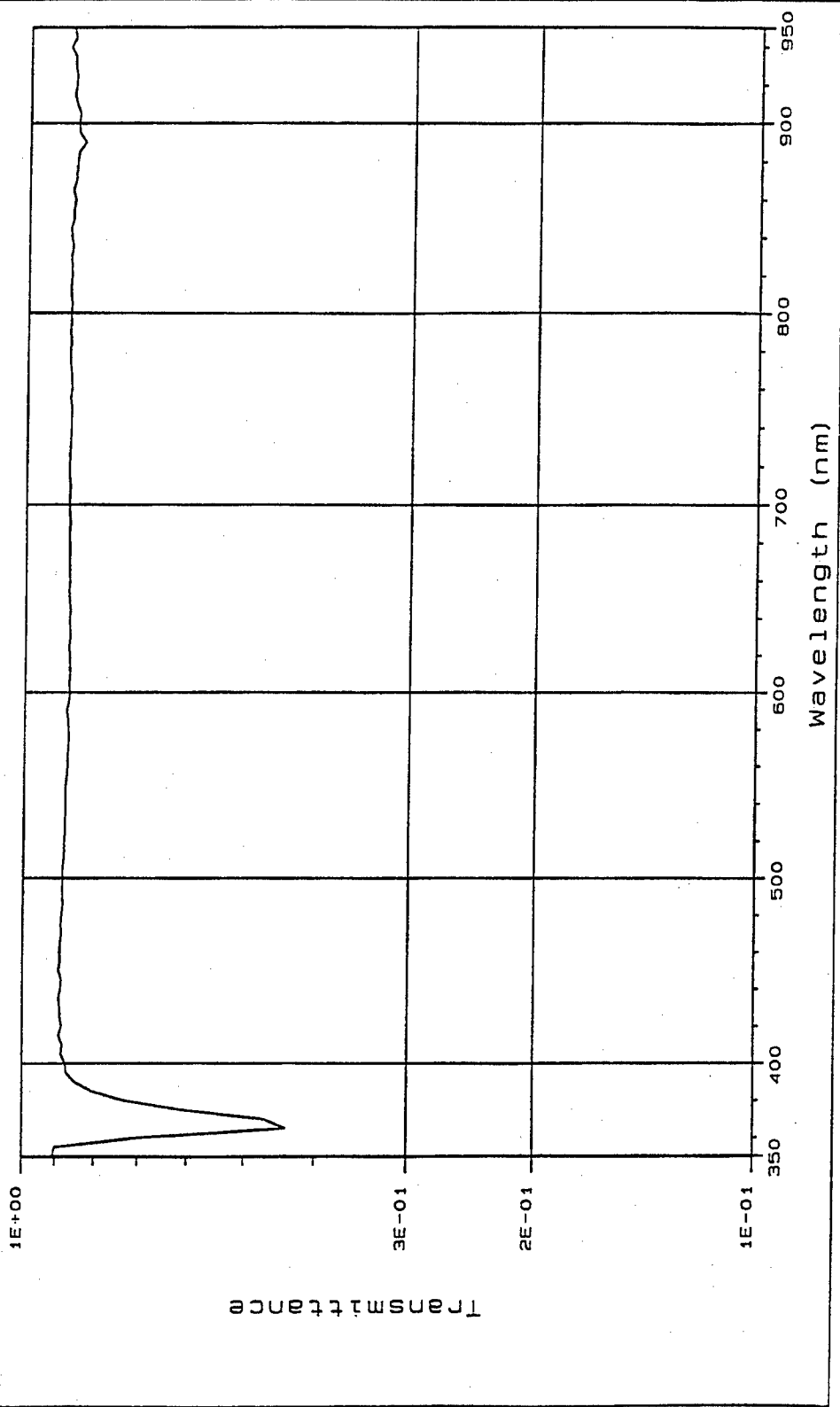


Figure 14. Spectral transmittance curve for OH-58A/D Kiowa.

TITLE: OH-58 C Kiowa  
DEVICE: OH-58C (left) #5359/  
DATE: 07-14-1994  
MAX: .94996  
MIN: .43017

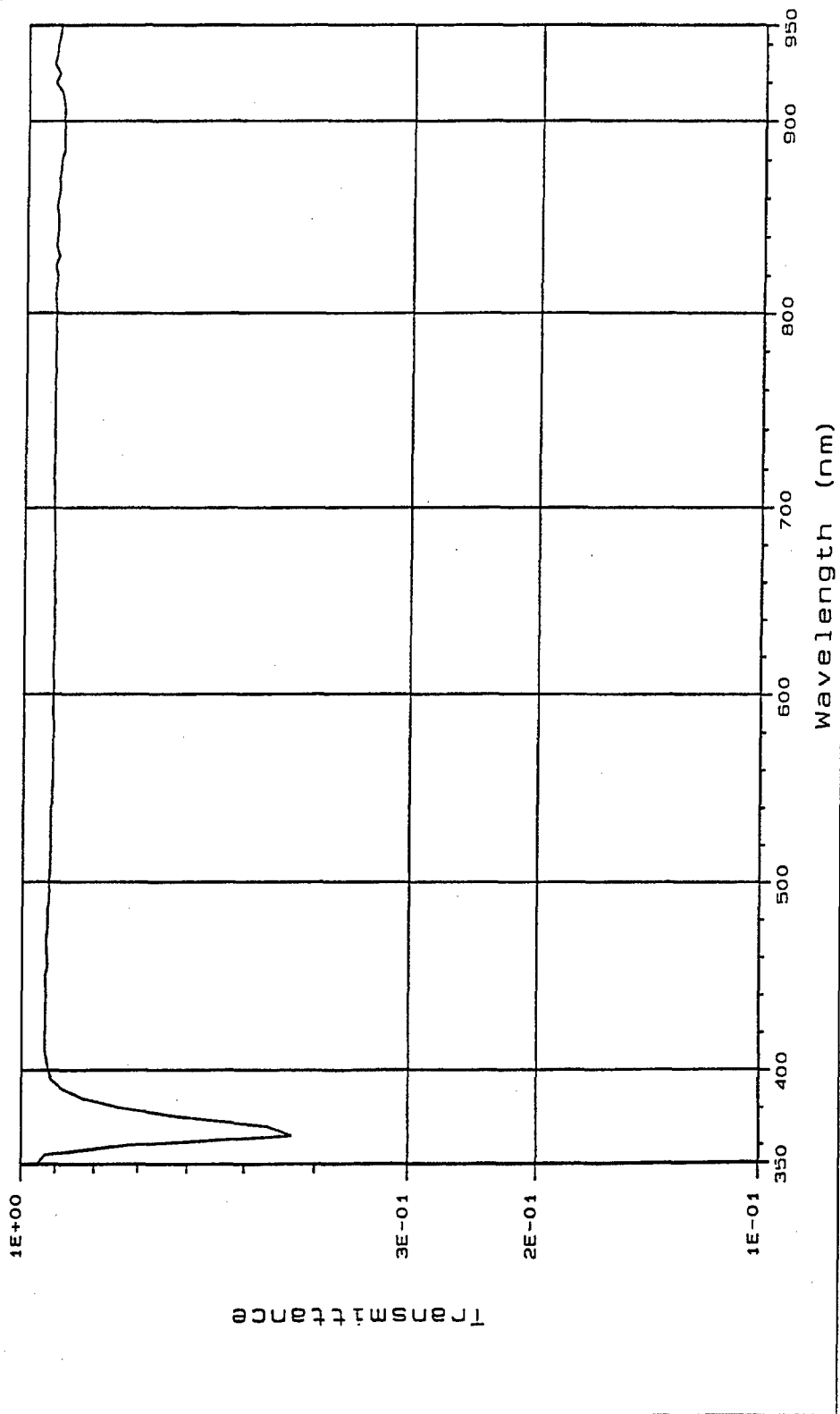


Figure 15. Spectral transmittance curve for OH-58C Kiowa.

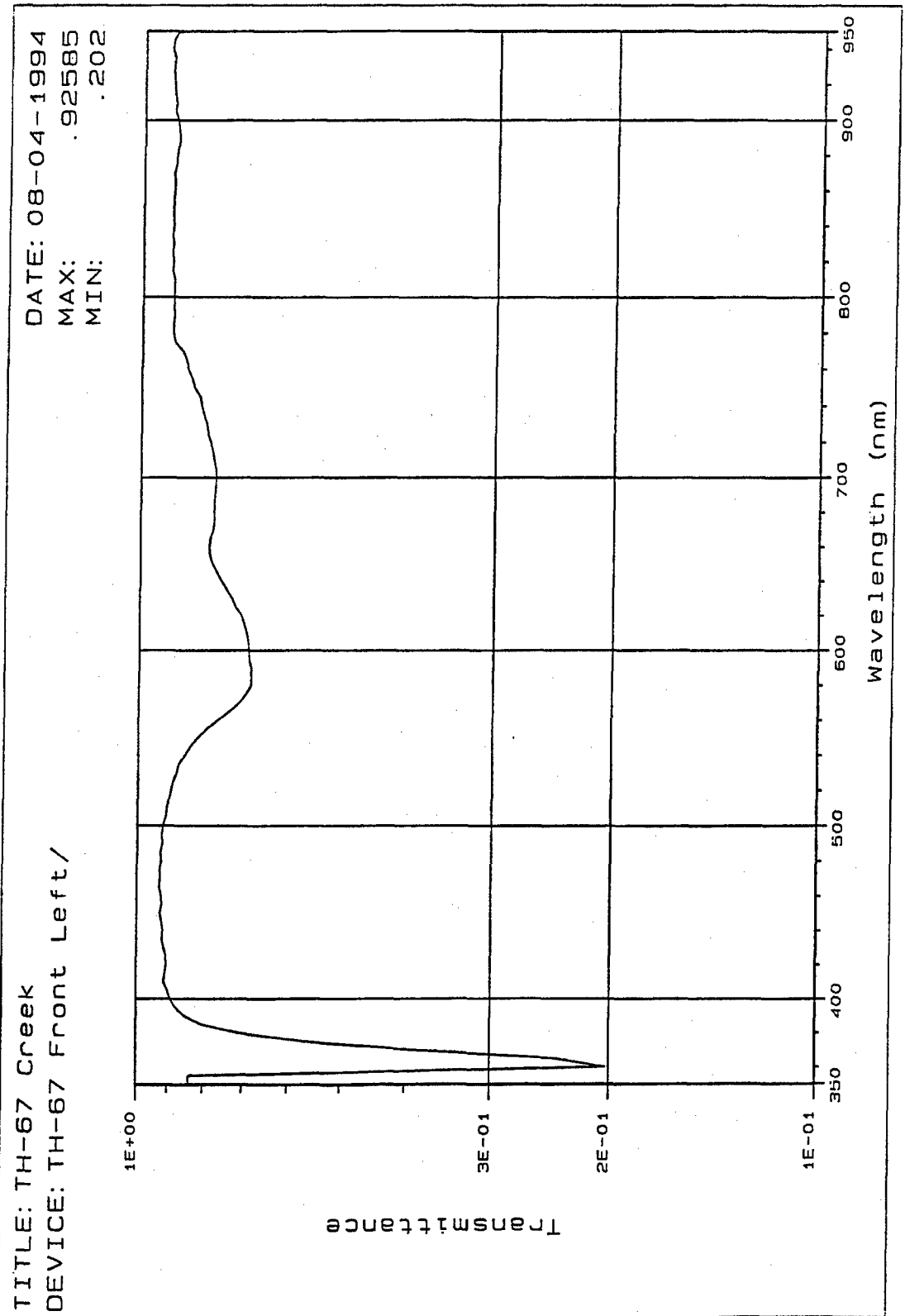


Figure 16. Spectral transmittance curve for TH-67 Creek.

TITLE: UH-1 Iroquois  
DEVICE: UH-1 Front Left/

DATE: 08-04-1994  
MAX: .88593  
MIN: .68467

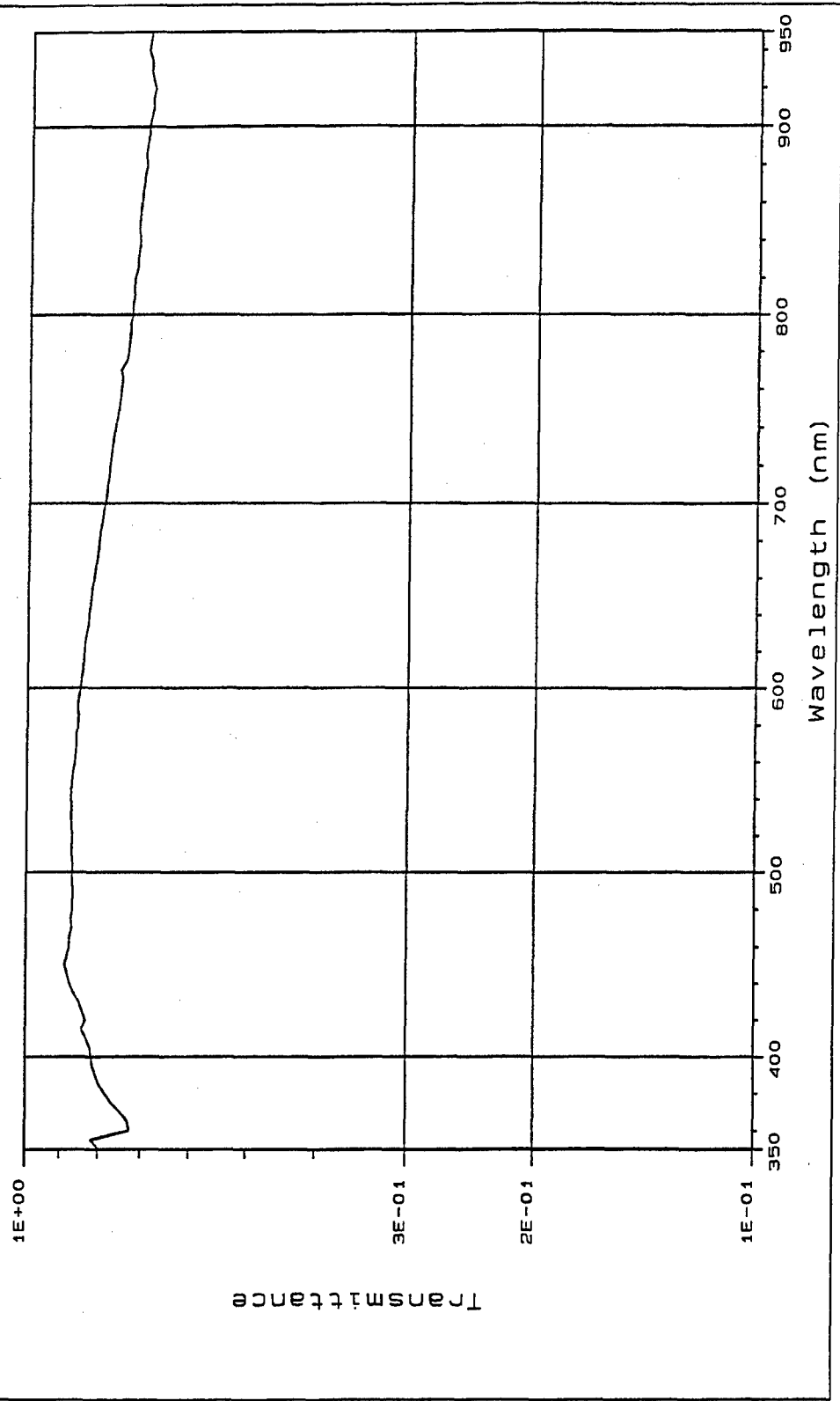


Figure 17. Spectral transmittance curve for UH-1 Iroquois.

TITLE: UH-60 Black Hawk  
DEVICE: UH-60 (left) #2249/  
DATE: 07-13-1994  
MAX: .7692  
MIN: .50154

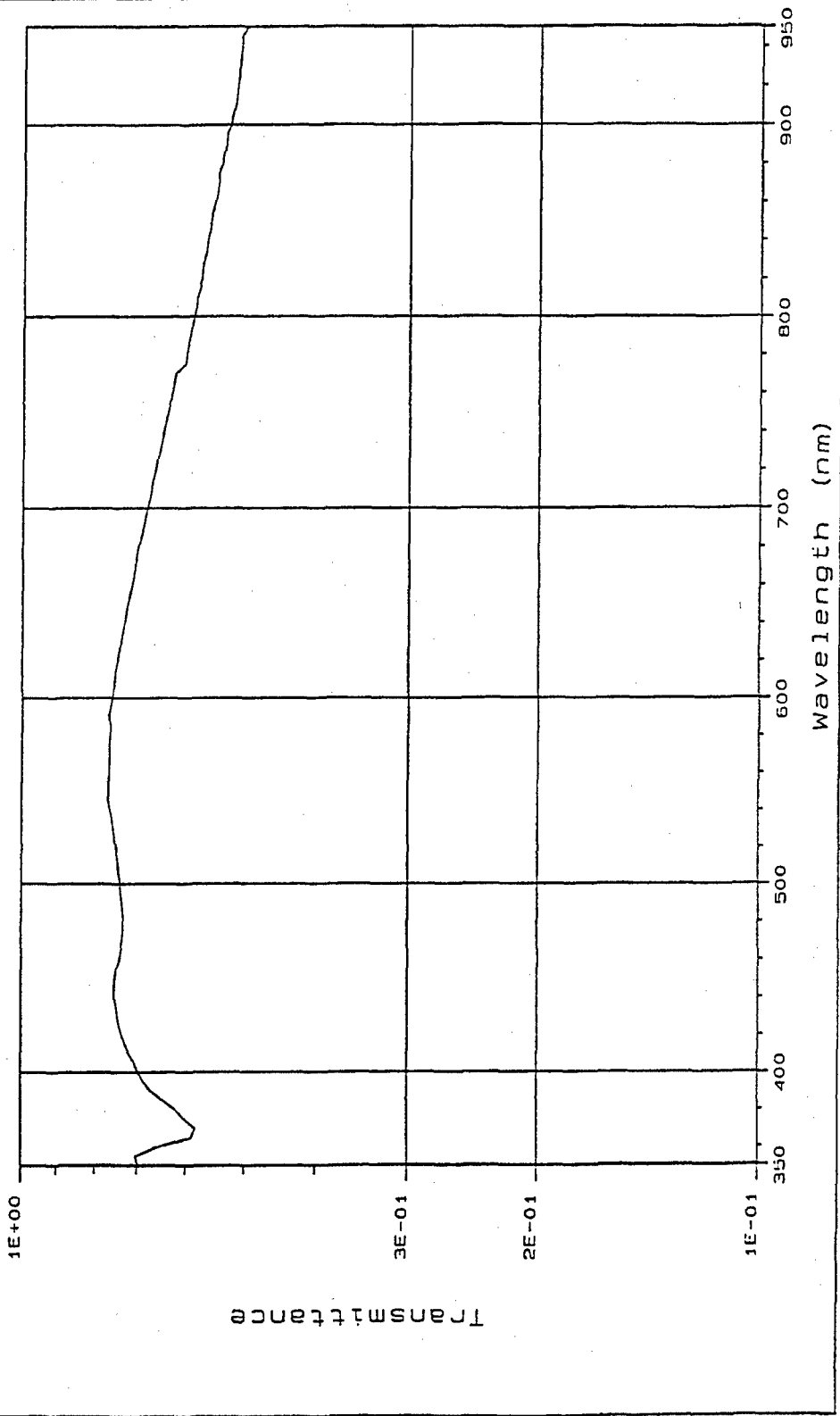


Figure 18. Spectral transmittance curve for UH-60 Black Hawk.

The spectral curves in Figures 11-18 correspond to the descriptions above. The curves for the AH-1, OH-58, and TH-67 samples demonstrate the spectral transmittance characteristics of acrylic materials. These include an ultraviolet cut-off between 350-380 nm and excellent spectral neutrality (flatness of transmittance) over the visible spectral range 400-780 nm. These acrylic windscreens also provide high, relatively flat, transmittance over the spectral response range of the ANVIS, 450-930 nm. The TH-67 sample has a deviation from neutrality over the range 560-780 nm (Figure 16). This decrease in transmittance of the red wavelengths produces the bluish color of the tint.

The glass samples of the AH-64, CH-47, UH-1, and UH-60 also provide a relatively neutral transmittance over the measured spectral range with a similar UV cutoff around 360 nm, but present some relative falloff in transmittance beyond 600 nm. This is of little significance to naked eye vision, which peaks at 550 nm. It also has little effect on ANVIS performance, which has enhanced sensitivity over the spectral range of 625-900 nm.

Note 1: The OH-6, while not available for laboratory measurement of spectral transmittance, is manufactured from acrylic material and should have optical characteristics similar to the AH-1, OH-58A, and TH-67 samples.

Note 2: The apparent increase of transmittance below 360 nm present in the curves is an artifact of the collection optics and spectral sensitivity of the spectroradiometer.

#### Luminous transmittance

Clear glass materials typically provide 80 to 92 percent photopic luminous transmittance; acrylic typically provides 85 to 92 percent (IES, 1984). The photopic and scotopic luminous values obtained in the laboratory measurements are presented in Table 1. The photopic values ranged from 73 to 93 percent; scotopic values ranged from 81 to 91 percent. When the TH-67 tinted samples are excluded, the photopic values for the glass samples ranged from 82 to 88 percent and the values for the acrylic samples ranged from 90 to 93 percent. The lowest photopic values, 73 and 77 percent, were for the tinted TH-67 samples.

The scotopic values generally tracked within a few percentage points of their corresponding photopic values. This was due to the flatness of the transmittance properties of glass and acrylic. The exception, as noted, of the TH-67 samples and their attenuation of red light produced higher scotopic values.

Based on the laboratory measurements, all of the tested windscreen samples met the requirements of MIL-W-81752A(AS).

The photopic luminous transmittance values obtained for flight line aircraft are presented in Table 2. These values ranged from 58 to 84 percent.

Table 1.

Luminous transmittance (in percent).

Aircraft	Panel position and FSN*	Photopic	Scotopic
AH-1	front 1560-01-028-0476	92	91
AH-64	forward 1560-01-170-7475	82	81
AH-64	center 1560-01-170-7474	82	81
AH-64	aft 1560-01-165-9621	88	89
CH-47	right 1560-00-133-7158	83	82
CH-47	center 1560-00-113-7857	85	87
CH-47	left 1560-00-133-7157	82	82
OH-6	left 1560-00-133-6186	**	**
	right 1560-00-133-6229		
OH-58A	right 1560-00-127-3179	90	91
OH-58A	left 1560-00-127-3181	92	91
OH-58C	right 1560-01-070-5360	92	91
OH-58C (curved)	left 1560-01-070-5359	92	91
OH-58D	right 1560-00-127-3179	90	91
OH-58D	left 1560-00-127-3181	92	91
TH-67	right 206-031-115-105	73	82
TH-67	left 206-031-115-0335	77	85
UH-1	right 1560-00-433-7271	89	89
UH-1	left 1560-00-433-7321	93	89
UH-60	right 1560-01-084-2250	**	**
UH-60	center 1560-01-207-7485	82	82
UH-60	left 1560-01-084-2249	84	81

\* Federal stock number; for TH-67, manufacturer part number is given.

\*\* Samples of OH-6 and OH-58 flat windscreens and the right front UH-60 windscreen were not available.

Table 2.

Field measurements of photopic luminous transmittance  
(in percent).

Aircraft windscreen	Photopic transmittances (in percent)	Mean	Standard deviation
AH-1 front bottom	83, 75, 76, 81, 77, 82	79	3.4
AH-64 front bottom	71, 67, 76, 72, 73, 70	72	3.0
CH-47 front left	--, 62, 68, 70, 63, 48*	66	3.9
OH-6 front left	80, 70, 67, 70, 71, 75	72	4.6
OH-58A front left	77, 77, 75, 78, 76, 75	76	1.2
OH-58C curved front left	53, 62, 59, 58*	58	3.7
OH-58C flat front left	70, 60, 58, 63, 58, 66	63	4.8
OH-58D front left	71, 72, 73, 74, 70, 76	73	2.2
TH-67 front left	65, 64, 62, 64, 63, 67	64	1.7
UH-1 front left	83, 86, 84, 82, 84, 84	84	1.3
UH-60 front left	5, 75, 75, 71, 74, 75	74	1.6

\* Note: For the CH-47, the first reading was invalid due to a recording error and for the last reading, condensation on the interior of windscreen produced an erroneous value; neither value is shown in the table. For the OH-58C with curved windscreen, only four aircraft were available for measurement. These windscreens exhibited significant levels of abrasion and the obtained values were further affected by condensation and fogging.

In Table 3, a comparison between the laboratory and field photopic luminous transmittance values (for front left windscreens) is presented. The percent decrease in photopic transmittance between the unused and fielded windscreens are presented in the last column. In each case, the field value decreased from the laboratory value. Percent decrease

Table 3.

Comparison of laboratory and field photopic luminous transmittance measurements.

Aircraft	Laboratory value	Field value	Percent decrease
AH-1	92	79	14
AH-64	82	72	12
CH-47	83	66	20
OH-6	--	72	--
OH-58A	92	76	17
OH-58C curved	92	58	37
OH-58C flat	--	63	--
OH-58D	92	73	21
TH-67	77	64	17
UH-1	93	84	10
UH-60	84	74	12

Note: Unused samples of OH-6 and OH-58C flat windscreens were not available.

ranged from 10 percent for the UH-1 to 37 percent for the OH-58C (curved). The mean percent decrease was 18 percent. (If the relatively large percent decrease value of 37 for the OH-58C is excluded, the mean percent decrease was 15 percent.) Several factors attributed to this decrease. As would be expected under field conditions, the windscreens were dirty both inside and outside. In addition, because the field measurements were

taken at night, condensation and fogging also were present in varying degrees. These factors, while contributing, are considered secondary to the effects of haze resulting from the highly abraded external surfaces of the windscreens. Figure 19 shows an example of an AH-64 windscreen having a significant level of abrasion.

#### Summary

All of the windscreen samples (except for the tinted TH-67) were found to be spectrally neutral over the visible spectrum. Likewise, all samples indicated sufficient spectral transmittance over the spectral range required for optimal performance of ANVIS.

For luminous transmittance, all of the unused samples measured in the laboratory met the requirements of MIL-W-81752A(AS). However, an analysis of the field measurements of




Figure 19. Example of surface abrasion present in an AH-64 windscreen.

luminous transmittance, while qualified by the small sample size, shows significant decreases in transmittance for all windscreen types. These decreases are considered to be caused by haze resulting from the physical abuse to which the windscreens are subjected.

The governing specifications require attack aircraft to have an average luminous transmittance of not less than 80 percent and nonattack aircraft to have not less than 60 percent. All windscreen samples met this requirement in the laboratory measurements. However, based on field measurements, neither attack aircraft, the AH-1 or AH-64, met the 80 percent requirement. The OH-58C curved windscreens, with a mean value of 58 percent, failed to meet the 60 percent requirement for nonattack aircraft. The conclusion which can be drawn from this study seems to be that all windscreen samples meet the specification for luminous transmittance upon delivery, but during usage degrade in performance. Since data were not available to correlate performance degradation with length of service, it is not possible to formulate a recommendation on how often to replace the windscreens. However, it is obvious from the data that in the harsh environments of military flight, the optical performance of the windscreens does degrade below that required by the specification and this situation warrants a policy of closer inspection at the unit level.

#### References

- Chiou, W. C. 1975. Visible spectral transmission characteristics of windscreens in Army aircraft. Fort Rucker, AL: U.S. Army Aeromedical Research Laboratory. USAARL LR-75-29-7-8
- Chiou, W. C. 1976. Visible and near infrared spectral transmission characteristics of windscreens in Army aircraft. Fort Rucker, AL: U.S. Army Aeromedical Research Laboratory. USAARL Report 76-14.
- Chiou, W. C., Park, C. K., and Moser, C. E. 1976. Attenuation of light transmission in Army aircraft transparencies due to slating. Fort Rucker, AL: U.S. Army Aeromedical Research Laboratory. USAARL Report 76-23
- Crosley, J. K. 1968. Tinted windscreens in U.S. Army aircraft. Fort Rucker, AL: U.S. Army Aeromedical Research Laboratory. USAARU Report No. 68-7
- Department of Defense. 1988. Military specification: Lighting aircraft, interior, night vision imaging system compatible. Washington, DC: Department of Defense. MIL-L-85762A.

---

Department of Defense. 1988. Military specification: Windshield systems, fixed wing aircraft, general specification for. Washington, DC: Department of Defense. MIL-W-81752A(AS), Amendment 1.

Illuminating Engineering Society (IES) of North America. 1984. IES lighting handbook. J. E. Kaufman, editor. New York, NY: IES of North America.

Appendix A

List of transparency manufacturers.

AH-1

Bell Helicopter Textron, Inc.  
600 E Hurst Blvd.  
P.O. Box 482  
Fort Worth, TX 76101-8020  
(817)280-2011

LP Aero Plastics Inc.  
Road 1  
P.O. Box B  
Jeannette, PA 15644-9730  
(412)744-4448

AH-64

McDonald Douglas Helicopter Co.  
Sub of McDonald Douglas Corp.  
6775 Centinela Ave.  
Culver City, CA 90230-6370  
(310)305-6562

PPG  
Aircraft Product Sales  
1719 Highway 72E  
P.O. Box 040004  
Huntsville, AL 35804  
(205)851-7001

CH-47

PPG  
Aircraft Product Sales  
1719 Highway 72E  
P.O. Box 2200  
Huntsville, AL 35804  
(205)859-2500

Boeing Helicopter  
Division of the Boeing Co.  
Boeing Center  
Industrial Hwy Bldg 3-25  
Ridley Park, PA 19078  
(215)591-3010

Appendix A (Continued)

## List of transparency manufacturers

OH-6

McDonnell Douglas Helicopter Co.  
6775 Centinela Ave.  
Culver City, CA 90230-6370  
(310)305-6562

Ten Cate Aerospace Inc.  
5101 Blue Mound Rd.  
Fort Worth, TX 76106

Texstar  
802 Ave. J East  
Grand Prairie, TX 75050-2552  
(214)647-1366

OH-58

Bell Helicopter Textron Inc.  
600 E Hurst Blvd.  
P.O. Box 482  
Fort Worth, TX 76101-8020  
(817)280-2011

Texstar, Inc.  
802 Ave. J East  
Grand Prairie, TX 75050-2552  
(214)647-1366

TH-67

Bell Helicopter Textron Inc.  
600 E Hurst Blvd.  
P.O. Box 482  
Fort Worth, TX 76101-8020  
(817)280-2011

UH-1

PPG Industries, Inc.  
Aircraft Product Sales  
1719 Highway 72 E  
P.O. Box 040004  
Huntsville, AL 35804  
(205)851-7001

---

Appendix A (Continued)

List of transparency manufacturers

UH-60

FPG Industries, Inc.  
1 PPG PL  
Pittsburgh, PA 15272-0001  
(412)434-3131

PPG  
1719 Highway 72E  
P.O. Box 2200  
Huntsville, AL 35804  
(205)859-8500

Davis Aircraft Product Co. Inc.  
1150 Walnut Avenue  
P.O. Box 525  
Bohemia, NY 11716-2105  
(516)563-1500

Appendix B

List of equipment manufacturers

EG&G Gamma Scientific Inc.  
3777 Ruffin Rd.  
San Diego, CA 92123

Minolta Corporation  
101 Williams Drive  
Ramsey, NJ 07446

Photo Research  
Division of Kollmorgen  
9330 DeSoto Ave.  
P.O. Box 2192  
Chatsworth, CA 91313-2192

Initial distribution

Commander, U.S. Army Natick Research,  
Development and Engineering Center  
ATTN: SATNC-MIL (Documents  
Librarian)  
Natick, MA 01760-5040

Chairman  
National Transportation Safety Board  
800 Independence Avenue, S.W.  
Washington, DC 20594

Commander  
10th Medical Laboratory  
ATTN: Audiologist  
APO New York 09180

Naval Air Development Center  
Technical Information Division  
Technical Support Detachment  
Warminster, PA 18974

Commanding Officer, Naval Medical  
Research and Development Command  
National Naval Medical Center  
Bethesda, MD 20814-5044

Deputy Director, Defense Research  
and Engineering  
ATTN: Military Assistant  
for Medical and Life Sciences  
Washington, DC 20301-3080

Commander, U.S. Army Research  
Institute of Environmental Medicine  
Natick, MA 01760

Library  
Naval Submarine Medical Research Lab  
Box 900, Naval Sub Base  
Groton, CT 06349-5900

Executive Director, U.S. Army Human  
Research and Engineering Directorate  
ATTN: Technical Library  
Aberdeen Proving Ground, MD 21005

Commander  
Man-Machine Integration System  
Code 602  
Naval Air Development Center  
Warminster, PA 18974

Commander  
Naval Air Development Center  
ATTN: Code 602-B  
Warminster, PA 18974

Commanding Officer  
Armstrong Laboratory  
Wright-Patterson  
Air Force Base, OH 45433-6573

Director  
Army Audiology and Speech Center  
Walter Reed Army Medical Center  
Washington, DC 20307-5001

Commander/Director  
U.S. Army Combat Surveillance  
and Target Acquisition Lab  
ATTN: SFAE-IEW-JS  
Fort Monmouth, NJ 07703-5305

Director  
Federal Aviation Administration  
FAA Technical Center  
Atlantic City, NJ 08405

Director  
Walter Reed Army Institute of Research  
Washington, DC 20307-5100

IAF Liaison Officer for Safety  
 USAF Safety Agency/SEFF  
 9750 Avenue G, SE  
 Kirtland Air Force Base  
 NM 87117-5671

Naval Aerospace Medical  
 Institute Library  
 Building 1953, Code 03L  
 Pensacola, FL 32508-5600

Command Surgeon  
 HQ USCENTCOM (CCSG)  
 U.S. Central Command  
 MacDill Air Force Base, FL 33608

Director  
 Directorate of Combat Developments  
 ATTN: ATZQ-CD  
 Building 515  
 Fort Rucker, AL 36362

U.S. Air Force Institute  
 of Technology (AFIT/LDEE)  
 Building 640, Area B  
 Wright-Patterson  
 Air Force Base, OH 45433

Henry L. Taylor  
 Director, Institute of Aviation  
 University of Illinois-Willard Airport  
 Savoy, IL 61874

Chief, National Guard Bureau  
 ATTN: NGB-ARS  
 Arlington Hall Station  
 111 South George Mason Drive  
 Arlington, VA 22204-1382

AAMRL/HEX  
 Wright-Patterson  
 Air Force Base, OH 45433

Commander  
 U.S. Army Aviation and Troop Command  
 ATTN: AMSAT-R-ES  
 4300 Goodfellow Boulevard  
 St. Louis, MO 63120-1798

U.S. Army Aviation and Troop Command  
 Library and Information Center Branch  
 ATTN: AMSAV-DIL  
 4300 Goodfellow Boulevard  
 St. Louis, MO 63120

Federal Aviation Administration  
 Civil Aeromedical Institute  
 Library AAM-400A  
 P.O. Box 25082  
 Oklahoma City, OK 73125

Commander  
 U.S. Army Medical Department  
 and School  
 ATTN: Library  
 Fort Sam Houston, TX 78234

Commander  
 U.S. Army Institute of Surgical Research  
 ATTN: SGRD-USM  
 Fort Sam Houston, TX 78234-6200

Air University Library  
 (AUL/LSE)  
 Maxwell Air Force Base, AL 36112

Product Manager  
 Aviation Life Support Equipment  
 ATTN: SFAE-AV-LSE  
 4300 Goodfellow Boulevard  
 St. Louis, MO 63120-1798

Commander and Director  
USAE Waterways Experiment Station  
ATTN: CEWES-IM-MI-R,  
CD Department  
3909 Halls Ferry Road  
Vicksburg, MS 39180-6199

Commanding Officer  
Naval Biodynamics Laboratory  
P.O. Box 24907  
New Orleans, LA 70189-0407

Assistant Commandant  
U.S. Army Field Artillery School  
ATTN: Morris Swott Technical Library  
Fort Sill, OK 73503-0312

Mr. Peter Seib  
Human Engineering Crew Station  
Box 266  
Westland Helicopters Limited  
Yeovil, Somerset BA20 2YB UK

U.S. Army Dugway Proving Ground  
Technical Library, Building 5330  
Dugway, UT 84022

U.S. Army Yuma Proving Ground  
Technical Library  
Yuma, AZ 85364

AFFTC Technical Library  
6510 TW/TSTL  
Edwards Air Force Base,  
CA 93523-5000

Commander  
Code 3431  
Naval Weapons Center  
China Lake, CA 93555

Aeromechanics Laboratory  
U.S. Army Research and Technical Labs  
Ames Research Center, M/S 215-1  
Moffett Field, CA 94035

Sixth U.S. Army  
ATTN: SMA  
Presidio of San Francisco, CA 94129

Commander  
U.S. Army Aeromedical Center  
Fort Rucker, AL 36362

Strughold Aeromedical Library  
Document Service Section  
2511 Kennedy Circle  
Brooks Air Force Base, TX 78235-5122

Dr. Diane Damos  
Department of Human Factors  
ISSM, USC  
Los Angeles, CA 90089-0021

U.S. Army White Sands  
Missile Range  
ATTN: STEWS-IM-ST  
White Sands Missile Range, NM 88002

Director, Airworthiness Qualification Test  
Directorate (ATTC)  
ATTN: STEAT-AQ-O-TR (Tech Lib)  
75 North Flightline Road  
Edwards Air Force Base, CA 93523-6100

Ms. Sandra G. Hart  
Ames Research Center  
MS 262-3  
Moffett Field, CA 94035

Commander  
USAMRMC  
ATTN: SGRD-UMZ  
Fort Detrick, Frederick, MD 21702-5009

Commander  
 U.S. Army Health Services Command  
 ATTN: HSOP-SO  
 Fort Sam Houston, TX 78234-6000

U. S. Army Research Institute  
 Aviation R&D Activity  
 ATTN: PERI-IR  
 Fort Rucker, AL 36362

Commander  
 U.S. Army Safety Center  
 Fort Rucker, AL 36362

U.S. Army Aircraft Development  
 Test Activity  
 ATTN: STEBG-MP-P  
 Cairns Army Air Field  
 Fort Rucker, AL 36362

Commander  
 USAMRMC  
 ATTN: SGRD-PLC (COL R. Gifford)  
 Fort Detrick, Frederick, MD 21702

TRADOC Aviation LO  
 Unit 21551, Box A-209-A  
 APO AE 09777

Netherlands Army Liaison Office  
 Building 602  
 Fort Rucker, AL 36362

British Army Liaison Office  
 Building 602  
 Fort Rucker, AL 36362

Italian Army Liaison Office  
 Building 602  
 Fort Rucker, AL 36362

Directorate of Training Development  
 Building 502  
 Fort Rucker, AL 36362

Chief  
 USAHEL/USAAVNC Field Office  
 P. O. Box 716  
 Fort Rucker, AL 36362-5349

Commander, U.S. Army Aviation Center  
 and Fort Rucker  
 ATTN: ATZQ-CG  
 Fort Rucker, AL 36362

Dr. Sehchang Hah  
 Dept. of Behavior Sciences and  
 Leadership, Building 601, Room 281  
 U. S. Military Academy  
 West Point, NY 10996-1784

Canadian Army Liaison Office  
 Building 602  
 Fort Rucker, AL 36362

German Army Liaison Office  
 Building 602  
 Fort Rucker, AL 36362

French Army Liaison Office  
 USAAVNC (Building 602)  
 Fort Rucker, AL 36362-5021

Australian Army Liaison Office  
 Building 602  
 Fort Rucker, AL 36362

Dr. Garrison Rapmund  
 6 Burning Tree Court  
 Bethesda, MD 20817

Commandant, Royal Air Force  
 Institute of Aviation Medicine  
 Farnborough, Hampshire GU14 6SZ UK

Defense Technical Information  
Cameron Station, Building 5  
Alexandra, VA 22304-6145

Commander, U.S. Army Foreign Science  
and Technology Center  
AIFRTA (Davis)  
220 7th Street, NE  
Charlottesville, VA 22901-5396

Commander  
Applied Technology Laboratory  
USARTL-ATCOM  
ATTN: Library, Building 401  
Fort Eustis, VA 23604

Commander, U.S. Air Force  
Development Test Center  
101 West D Avenue, Suite 117  
Eglin Air Force Base, FL 32542-5495

Aviation Medicine Clinic  
TMC #22, SAAF  
Fort Bragg, NC 28305

Dr. H. Dix Christensen  
Bio-Medical Science Building, Room 753  
Post Office Box 26901  
Oklahoma City, OK 73190

Commander, U.S. Army Missile  
Command  
Redstone Scientific Information Center  
ATTN: AMSMI-RD-CS-R  
/ILL Documents  
Redstone Arsenal, AL 35898

Aerospace Medicine Team  
HQ ACC/SGST3  
162 Dodd Boulevard, Suite 100  
Langley Air Force Base,  
VA 23665-1995

U.S. Army Research and Technology  
Laboratories (AVSCOM)  
Propulsion Laboratory MS 302-2  
NASA Lewis Research Center  
Cleveland, OH 44135

Commander  
USAMRMC  
ATTN: SGRD-ZC (COL John F. Glenn)  
Fort Detrick, Frederick, MD 21702-5012

Dr. Eugene S. Channing  
166 Baughman's Lane  
Frederick, MD 21702-4083

U.S. Army Medical Department  
and School  
USAMRDALC Liaison  
ATTN: HSMC-FR  
Fort Sam Houston, TX 78234

NVESD  
AMSEL-RD-NV-ASID-PST  
(Attn: Trang Bu)  
10221 Burbeck Road  
Fort Belvoir, VA 22060-5806

CA Av Med  
HQ DAAC  
Middle Wallop  
Stockbridge, Hants S020 8DY UK

Dr. Christine Schlichting  
Behavioral Sciences Department  
Box 900, NAVUBASE NLON  
Groton, CT 06349-5900

Commander  
Aviation Applied Technology Directorate  
ATTN: AMSAT-R-TV  
Fort Eustis, VA 23604-5577

**COL Yehezkel G. Caine, MD**  
Surgeon General, Israel Air Force  
Aeromedical Center Library  
P. O. Box 02166 I.D.F.  
Israel

**HQ ACC/DOHP**  
205 Dodd Boulevard, Suite 101  
Langley Air Force Base,  
VA 23665-2789

**41st Rescue Squadron**  
41st RQS/SG  
940 Range Road  
Patrick Air Force Base,  
FL 32925-5001

**48th Rescue Squadron**  
48th RQS/SG  
801 Dezonía Road  
Holloman Air Force Base,  
NM 88330-7715

**HQ, AFOMA**  
ATTN: SGPA (Aerospace Medicine)  
Bolling Air Force Base,  
Washington, DC 20332-6128

**ARNG Readiness Center**  
ATTN: NGB-AVN-OP  
Arlington Hall Station  
111 South George Mason Drive  
Arlington, VA 22204-1382

**35th Fighter Wing**  
35th FW/SG  
PSC 1013  
APO AE 09725-2055

**66th Rescue Squadron**  
66th RQS/SG  
4345 Tyndall Avenue  
Nellis Air Force Base, NV 89191-6076

**71st Rescue Squadron**  
71st RQS/SG  
1139 Redstone Road  
Patrick Air Force Base,  
FL 32925-5000

**Director**  
Aviation Research, Development  
and Engineering Center  
ATTN: AMSAT-R-Z  
4300 Goodfellow Boulevard  
St. Louis, MO 63120-1798

**Commander**  
USAMRMC  
ATTN: SGRD-ZB (COL C. Fred Tyner)  
Fort Detrick, Frederick, MD 21702-5012

**Commandant**  
U.S. Army Command and General Staff  
College  
ATTN: ATZL-SWS-L  
Fort Leavenworth, KS 66027-6900

**ARNG Readiness Center**  
ATTN: NGB-AVN-OP  
Arlington Hall Station  
111 South George Mason Drive  
Arlington, VA 22204-1382

**Director**  
Army Personnel Research Establishment  
Farnborough, Hants GU14 6SZ UK

**Dr. A. Kornfield**  
895 Head Street  
San Francisco, CA 94132-2813

**ARNG Readiness Center**  
ATTN: NGB-AVN-OP  
Arlington Hall Station  
111 South George Mason Drive  
Arlington, VA 22204-1382

Commander, U.S. Army Test  
and Evaluation Command  
Directorate for Test and Evaluation  
ATTN: AMSTE-TA-M (Human Factors  
Group)  
Aberdeen Proving Ground,  
MD 21005-5055

Naval Air Systems Command  
Technical Air Library 950D  
Room 278, Jefferson Plaza II  
Department of the Navy  
Washington, DC 20361

Director  
U.S. Army Ballistic  
Research Laboratory  
ATTN: DRXBR-OD-ST Tech Reports  
Aberdeen Proving Ground, MD 21005

Commander  
U.S. Army Medical Research  
Institute of Chemical Defense  
ATTN: SGRD-UV-AO  
Aberdeen Proving Ground,  
MD 21010-5425

Commander  
USAMRMC  
ATTN: SGRD-RMS  
Fort Detrick, Frederick, MD 21702-5012

HQ DA (DASG-PSP-O)  
5109 Leesburg Pike  
Falls Church, VA 22041-3258

Harry Diamond Laboratories  
ATTN: Technical Information Branch  
2800 Powder Mill Road  
Adelphi, MD 20783-1197

U.S. Army Materiel Systems  
Analysis Agency  
ATTN: AMXSU-PA (Reports Processing)  
Aberdeen Proving Ground  
MD 21005-5071

U.S. Army Ordnance Center  
and School Library  
Simpson Hall, Building 3071  
Aberdeen Proving Ground, MD 21005

U.S. Army Environmental  
Hygiene Agency  
ATTN: HSHB-MO-A  
Aberdeen Proving Ground, MD 21010

Technical Library Chemical Research  
and Development Center  
Aberdeen Proving Ground, MD  
21010-5423

Commander  
U.S. Army Medical Research  
Institute of Infectious Disease  
ATTN: SGRD-UIZ-C  
Fort Detrick, Frederick, MD 21702

Director, Biological  
Sciences Division  
Office of Naval Research  
600 North Quincy Street  
Arlington, VA 22217

Commandant  
U.S. Army Aviation  
Logistics School ATTN: ATSQ-TDN  
Fort Eustis, VA 23604

Headquarters (ATMD)  
U.S. Army Training  
and Doctrine Command  
ATTN: ATBO-M  
Fort Monroe, VA 23651

---

**Cdr, PERSCOM  
ATTN: TAPC-PLA  
200 Stovall Street, Rm 3N25  
Alexandria, VA 22332-0413**

**HQ, AFOMA  
ATTN: SGPA (Aerospace Medicine)  
Bolling Air Force Base,  
Washington, DC 20332-6188**