




18

L02

Department of Defense
SELECTED MEDICAL CARE STATISTICS

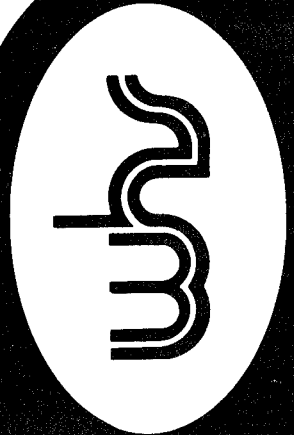
March 31, 1995

S
DTIC
SELECTED
AUG 03 1995
D
F



DISTRIBUTION STATEMENT A
Approved for public release
Distribution Unlimited

DTIC QUALITY INSPECTED 5



DIRECTORATE FOR INFORMATION
OPERATIONS AND REPORTS (DIOR)

19950802 027

Department of Defense

SELECTED MEDICAL CARE STATISTICS

March 31, 1995

*Issued quarterly by
Washington Headquarters Services
Directorate for Information
Operations and Reports*

~~FOR SALE BY THE SUPERINTENDENT OF DOCUMENTS
U.S. GOVERNMENT PRINTING OFFICE
WASHINGTON, D.C. 20402-9371
TELEPHONE: (202) 512-4860~~

Accession For	
NTIS	<input checked="" type="checkbox"/> CRA&I
DTIC	<input type="checkbox"/> TAB
Unannounced	<input type="checkbox"/>
Justification	<input type="checkbox"/>
By	
Distribution /	
Availability Codes	
Dist	Avail and/or Special
A-1	

DTIC and NTIS identification number for this publication is DIOR/L02-95/02.

FOREWORD

Selected Medical Care Statistics (SMCS) is a quarterly publication prepared by the Washington Headquarters Services, Directorate for Information Operations and Reports (WHS/DIOR) of the Office of the Secretary of Defense

SMCS presents quarterly summary data concerning medical care provided at fixed military medical facilities located in: (1) the United States (including Alaska and Hawaii) and (2) outside the United States, in territories, possessions, and foreign countries. This publication contains pie charts which are based on the percentage of the DoD worldwide total for each of the categories. Admissions and beds occupied by dependents of other uniformed personnel (Public Health Service (PHS), Coast Guard (CG), National Oceanic Atmospheric Administration (NOAA)) are less than one percent and are included in the "other" category on applicable charts and graphs.

This publication is generated from a data base developed and maintained in consonance with Department of Defense Instruction (DoDI) 6015.14, July 13, 1990, under Report Control Symbol DA&M(Q)1474, by the Manpower Management Information Division of WHS/DIOR.

TABLE OF CONTENTS

TABLE/FIGURE		PAGE
Table 1.1	Operating Beds/Operating Bassinets/Beds Occupied - Worldwide	1
Figure 1.1	Beds Occupied - Worldwide Summary (ADPL)	3
Table 1.2	Operating Beds/Operating Bassinets/Beds Occupied - United States	4
Table 1.3	Operating Beds/Operating Bassinets/Beds Occupied - Overseas	6
Table 2.1	Admissions - Worldwide	8
Figure 2.1	Admissions - Worldwide Summary	10
Table 2.2	Admissions - United States	11
Table 2.3	Admissions - Overseas	13
Table 3.1	Outpatient Visits and Live Births - Worldwide	15
Figure 3.1	Outpatient Visits - Worldwide Summary	17
Table 3.2	Outpatient Visits and Live Births - United States	18
Table 3.3	Outpatient Visits and Live Births - Overseas	20
	GLOSSARY	23

TABLE 1.1
OPERATING BEDS/OPERATING BASSINETS/BEDS OCCUPIED - WORLDWIDE

QUARTER ENDING MARCH 31, 1995

FIXED MILITARY MEDICAL FACILITIES	DOD TOTAL	ARMY FACILITIES	NAVY FACILITIES	AIR FORCE FACILITIES
NUMBER OF OPERATING BEDS - TOTAL	9,705	4,215	3,078	2,412
NUMBER OF OPERATING BASSINETS - TOTAL	1,456	511	221	724
NUMBER OF BEDS OCCUPIED (DAILY AVERAGE (ADPL)) - TOTAL	6,248	3,104	1,438	1,706
BEDS OCCUPIED BY US ACTIVE DUTY UNIFORMED PERSONNEL - TOTAL	2,014	947	617	450
MILITARY	1,993	942	607	444
ARMY	906	800	31	75
NAVY-MARINE CORPS	667	79	552	36
AIR FORCE	420	63	24	333
OTHER UNIFORMED PERSONNEL (PHS,CG,NOAA) - TOTAL	21	5	10	6
BEDS OCCUPIED BY RETIRED US UNIFORMED PERSONNEL - TOTAL	1,249	615	239	395
RETIRED MILITARY	1,238	612	234	392
ARMY	534	407	42	85
NAVY-MARINE CORPS	285	68	156	61
AIR FORCE	419	137	36	246
OTHER RETIRED UNIFORMED PERSONNEL (PHS,CG,NOAA) - TOTAL	11	3	5	3

Prepared by: Washington Headquarters Services
 Directorate for Information
 Operations and Reports

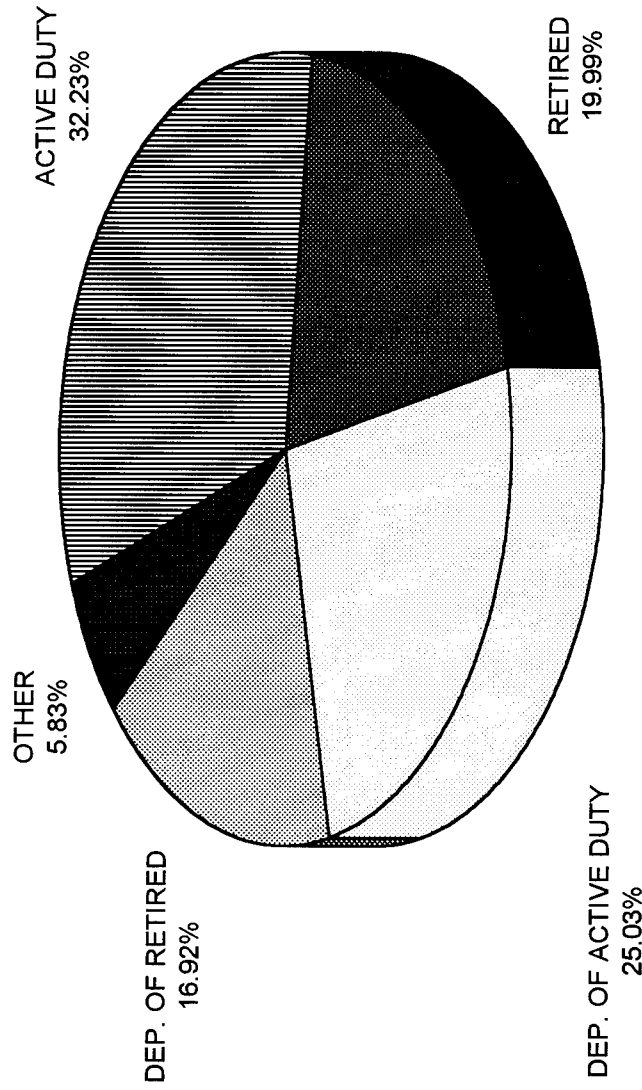
TABLE 1.1
OPERATING BEDS/OPERATING BASSINETS/BEDS OCCUPIED - WORLDWIDE

QUARTER ENDING MARCH 31, 1995

FIXED MILITARY MEDICAL FACILITIES	DOD TOTAL	ARMY FACILITIES	NAVY FACILITIES	AIR FORCE FACILITIES
BEDS OCCUPIED BY DEPENDENTS OF US ACTIVE DUTY MILITARY PERSONNEL	- TOTAL 1,564	788	362	414
ARMY	708	635	22	51
NAVY-MARINE CORPS	423	73	307	43
AIR FORCE	433	80	33	320
BEDS OCCUPIED BY DEPENDENTS OF RETIRED AND DECEASED US MILITARY PERSONNEL	- TOTAL 1,057	519	176	362
ARMY	459	351	31	77
NAVY-MARINE CORPS	232	60	122	50
AIR FORCE	366	108	23	235
BEDS OCCUPIED BY DEPENDENTS OF OTHER UNIFORMED PERSONNEL (PHS, CG, NOAA)	- TOTAL 25	8	11	6
BEDS OCCUPIED BY ALL OTHER BENEFICIARIES	- TOTAL 339	227	33	79

Prepared by: Washington Headquarters Services
Directorate for Information
Operations and Reports

**BEDS OCCUPIED - WORLDWIDE SUMMARY (ADPL)
QUARTER ENDING MARCH 31, 1995**



Prepared by: Washington Headquarters Services
Directorate for Information
Operations and Reports

FIGURE 1.1

**TABLE 1.2
OPERATING BEDS/OPERATING BASSINETS/BEDS OCCUPIED - UNITED STATES**

QUARTER ENDING MARCH 31, 1995

FIXED MILITARY MEDICAL FACILITIES	DOD TOTAL	ARMY FACILITIES	NAVY FACILITIES	AIR FORCE FACILITIES
NUMBER OF OPERATING BEDS - TOTAL	8,766	3,812	2,671	2,283
NUMBER OF OPERATING BASSINETS - TOTAL	1,332	483	181	668
NUMBER OF BEDS OCCUPIED (DAILY AVERAGE (ADPL)) - TOTAL	5,693	2,810	1,261	1,622
BEDS OCCUPIED BY US ACTIVE DUTY UNIFORMED PERSONNEL - TOTAL	1,738	798	526	414
MILITARY - TOTAL	1,717	793	516	408
ARMY	775	674	28	73
NAVY-MARINE CORPS	580	74	474	32
AIR FORCE	362	45	14	303
OTHER UNIFORMED PERSONNEL (PHS, CG, NOAA) - TOTAL	21	5	10	6
BEDS OCCUPIED BY RETIRED US UNIFORMED PERSONNEL - TOTAL	1,217	596	230	391
RETIRED MILITARY - TOTAL	1,206	593	225	388
ARMY	519	394	40	85
NAVY-MARINE CORPS	279	67	151	61
AIR FORCE	408	132	34	242
OTHER RETIRED UNIFORMED PERSONNEL (PHS, CG, NOAA) - TOTAL	11	3	5	3

Prepared by: Washington Headquarters Services
Directorate for Information
Operations and Reports

TABLE 1.2
OPERATING BEDS/OPERATING BASSINETS/BEDS OCCUPIED - UNITED STATES

QUARTER ENDING MARCH 31, 1995

FIXED MILITARY MEDICAL FACILITIES	DOD TOTAL	ARMY FACILITIES	NAVY FACILITIES	AIR FORCE FACILITIES
BEDS OCCUPIED BY DEPENDENTS OF US ACTIVE DUTY MILITARY PERSONNEL	- TOTAL 1,376	695	306	375
ARMY	629	563	16	50
NAVY-MARINE CORPS	384	71	272	41
AIR FORCE	363	61	18	284
BEDS OCCUPIED BY DEPENDENTS OF RETIRED AND DECEASED US MILITARY PERSONNEL	- TOTAL 1,039	507	171	361
ARMY	449	342	30	77
NAVY-MARINE CORPS	228	59	119	50
AIR FORCE	362	106	22	234
BEDS OCCUPIED BY DEPENDENTS OF OTHER UNIFORMED PERSONNEL (PHS, CG, NOAA)	- TOTAL 25	8	11	6
BEDS OCCUPIED BY ALL OTHER BENEFICIARIES	- TOTAL 298	206	17	75

Prepared by: Washington Headquarters Services
Directorate for Information
Operations and Reports

TABLE 1.3

OPERATING BEDS/OPERATING BASSINETS/BEDS OCCUPIED - OVERSEAS

QUARTER ENDING MARCH 31, 1995

FIXED MILITARY MEDICAL FACILITIES	DOD TOTAL	ARMY FACILITIES	NAVY FACILITIES	AIR FORCE FACILITIES
NUMBER OF OPERATING BEDS - TOTAL	939	403	407	129
NUMBER OF OPERATING BASSINETS - TOTAL	124	28	40	56
NUMBER OF BEDS OCCUPIED (DAILY AVERAGE (ADPL)) - TOTAL	555	294	177	84
BEDS OCCUPIED BY US ACTIVE DUTY UNIFORMED PERSONNEL - TOTAL	276	149	91	36
MILITARY - TOTAL	276	149	91	36
ARMY	131	126	3	2
NAVY-MARINE CORPS	87	5	78	4
AIR FORCE	58	18	10	30
OTHER UNIFORMED PERSONNEL (PHS, CG, NOAA) - TOTAL	0	0	0	0
BEDS OCCUPIED BY RETIRED US UNIFORMED PERSONNEL - TOTAL	32	19	9	4
RETIRED MILITARY - TOTAL	32	19	9	4
ARMY	15	13	2	0
NAVY-MARINE CORPS	6	1	5	0
AIR FORCE	11	5	2	4
OTHER RETIRED UNIFORMED PERSONNEL (PHS, CG, NOAA) - TOTAL	0	0	0	0

Prepared by: Washington Headquarters Services
 Directorate for Information
 Operations and Reports

TABLE 1.3
OPERATING BEDS/OPERATING BASSINETS/BEDS OCCUPIED - OVERSEAS

QUARTER ENDING MARCH 31, 1995

FIXED MILITARY MEDICAL FACILITIES	DOD TOTAL	ARMY FACILITIES	NAVY FACILITIES	AIR FORCE FACILITIES
BEDS OCCUPIED BY DEPENDENTS OF US ACTIVE DUTY MILITARY PERSONNEL - TOTAL	188	93	56	39
ARMY	79	72	6	1
NAVY-MARINE CORPS	39	2	35	2
AIR FORCE	70	19	15	36
BEDS OCCUPIED BY DEPENDENTS OF RETIRED AND DECEASED US MILITARY PERSONNEL - TOTAL	18	12	5	1
ARMY	10	9	1	0
NAVY-MARINE CORPS	4	1	3	0
AIR FORCE	4	2	1	1
BEDS OCCUPIED BY DEPENDENTS OF OTHER UNIFORMED PERSONNEL (PHS, CG, NOAA) - TOTAL	0	0	0	0
BEDS OCCUPIED BY ALL OTHER BENEFICIARIES - TOTAL	41	21	16	4

Prepared by: Washington Headquarters Services
 Directorate for Information
 Operations and Reports

TABLE 2.1
ADMISSIONS - WORLDWIDE
QUARTER ENDING MARCH 31, 1995

FIXED MILITARY MEDICAL FACILITIES	DOD TOTAL	ARMY FACILITIES	NAVY FACILITIES	AIR FORCE FACILITIES
NUMBER OF ADMISSIONS - TOTAL	152,656	72,297	37,149	43,210
ADMISSIONS OF US ACTIVE DUTY UNIFORMED PERSONNEL - TOTAL	44,780	19,883	13,836	11,061
MILITARY - TOTAL	44,131	19,757	13,509	10,865
ARMY	18,864	17,021	631	1,212
NAVY-MARINE CORPS	14,319	1,288	12,208	823
AIR FORCE	10,948	1,448	670	8,830
OTHER UNIFORMED PERSONNEL (PHS, CG, NOAA) - TOTAL	649	126	327	196
ADMISSIONS OF RETIRED US UNIFORMED PERSONNEL - TOTAL	24,558	11,425	5,096	8,037
ADMISSIONS OF RETIRED MILITARY - TOTAL	24,338	11,365	4,996	7,977
ARMY	9,982	7,609	798	1,575
NAVY-MARINE CORPS	5,849	1,305	3,402	1,142
AIR FORCE	8,507	2,451	796	5,260
ADMISSIONS OF OTHER RETIRED UNIFORMED PERSONNEL (PHS, CG, NOAA) - TOTAL	220	60	100	60

Prepared by: Washington Headquarters Services
Directorate for Information
Operations and Reports

TABLE 2.1
ADMISSIONS - WORLDWIDE

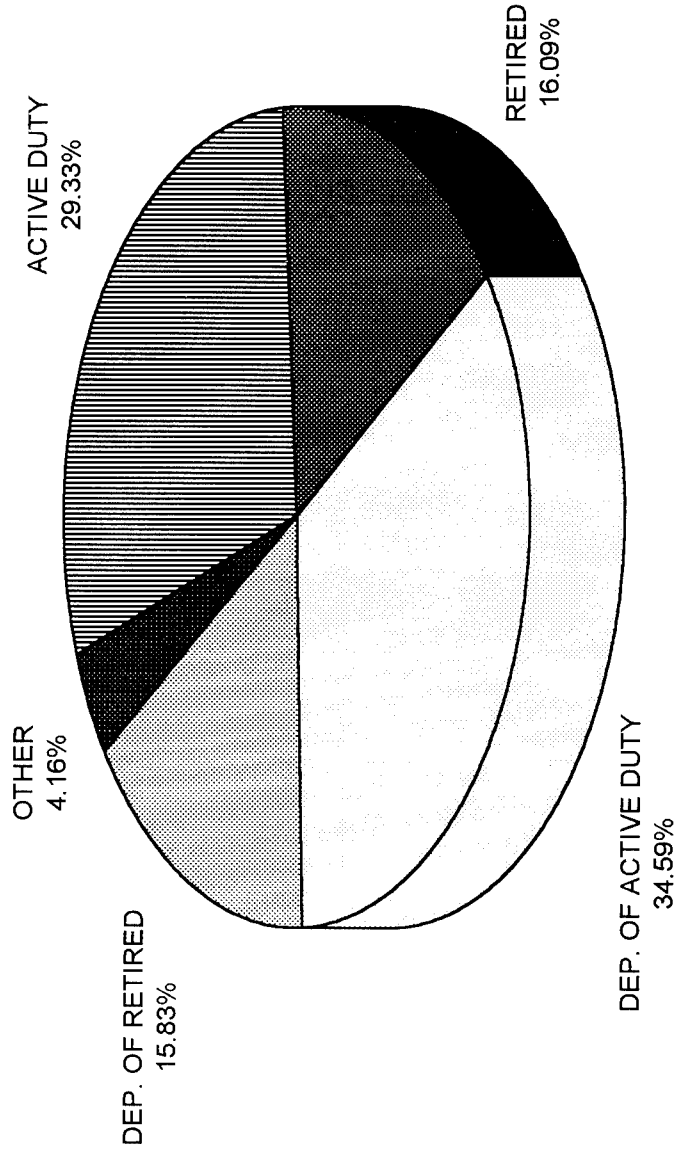
QUARTER ENDING MARCH 31, 1995

FIXED MILITARY MEDICAL FACILITIES	DOD TOTAL	ARMY FACILITIES	NAVY FACILITIES	AIR FORCE FACILITIES
ADMISSIONS OF DEPENDENTS OF US ACTIVE DUTY MILITARY PERSONNEL - TOTAL	52,807	26,052	12,806	13,949
ARMY	23,362	21,382	624	1,356
NAVY-MARINE CORPS	14,769	2,179	11,219	1,371
AIR FORCE	14,676	2,491	963	11,222
ADMISSIONS OF DEPENDENTS OF RETIRED AND DECEASED US MILITARY PERSONNEL - TOTAL	24,158	11,164	4,444	8,550
ARMY	10,131	7,680	694	1,757
NAVY-MARINE CORPS	5,493	1,225	3,115	1,153
AIR FORCE	8,534	2,259	635	5,640
ADMISSIONS OF DEPENDENTS OF OTHER UNIFORMED MILITARY PERSONNEL - TOTAL	769	229	317	223
ADMISSIONS OF ALL OTHER BENEFICIARIES - TOTAL	5,584	3,544	650	1,390

Prepared by: Washington Headquarters Services
Directorate for Information
Operations and Reports

ADMISSIONS - WORLDWIDE SUMMARY

QUARTER ENDING MARCH 31, 1995



Prepared by: Washington Headquarters Services
Directorate for Information
Operations and Reports

FIGURE 2.1

TABLE 2.2
ADMISSIONS - UNITED STATES
QUARTER ENDING MARCH 31, 1995

FIXED MILITARY MEDICAL FACILITIES	DOD TOTAL	ARMY FACILITIES	NAVY FACILITIES	AIR FORCE FACILITIES
NUMBER OF ADMISSIONS - TOTAL	138,281	64,984	32,667	40,630
ADMISSIONS OF US ACTIVE DUTY UNIFORMED PERSONNEL - TOTAL	38,547	16,636	11,949	9,962
MILITARY - TOTAL	37,903	16,513	11,624	9,766
ARMY	16,040	14,358	541	1,141
NAVY-MARINE CORPS	12,577	1,169	10,688	720
AIR FORCE	9,286	986	395	7,905
OTHER UNIFORMED PERSONNEL (PHS,CG,NOAA) - TOTAL	644	123	325	196
ADMISSIONS OF RETIRED US UNIFORMED PERSONNEL - TOTAL	23,999	11,099	4,939	7,961
ADMISSIONS OF RETIRED MILITARY - TOTAL	23,781	11,040	4,840	7,901
ARMY	9,720	7,391	760	1,569
NAVY-MARINE CORPS	5,751	1,293	3,321	1,137
AIR FORCE	8,310	2,356	759	5,195
ADMISSIONS OF OTHER RETIRED UNIFORMED PERSONNEL (PHS,CG,NOAA) - TOTAL	218	59	99	60

Prepared by: Washington Headquarters Services
Directorate for Information
Operations and Reports

TABLE 2.2
ADMISSIONS - UNITED STATES

QUARTER ENDING MARCH 31, 1995

FIXED MILITARY MEDICAL FACILITIES	DOD TOTAL	ARMY FACILITIES	NAVY FACILITIES	AIR FORCE FACILITIES
ADMISSIONS OF DEPENDENTS OF US ACTIVE DUTY MILITARY PERSONNEL	- TOTAL 46,552	22,995	10,873	12,684
ARMY	20,853	19,008	526	1,319
NAVY-MARINE CORPS	13,271	2,114	9,863	1,294
AIR FORCE	12,428	1,873	484	10,071
ADMISSIONS OF DEPENDENTS OF RETIRED AND DECEASED US MILITARY PERSONNEL	- TOTAL 23,733	10,908	4,321	8,504
ARMY	9,908	7,486	672	1,750
NAVY-MARINE CORPS	5,400	1,209	3,041	1,150
AIR FORCE	8,425	2,213	608	5,604
ADMISSIONS OF DEPENDENTS OF OTHER UNIFORMED MILITARY PERSONNEL	- TOTAL 763	228	313	222
ADMISSIONS OF ALL OTHER BENEFICIARIES	- TOTAL 4,687	3,118	272	1,297

Prepared by: Washington Headquarters Services
Directorate for Information
Operations and Reports

TABLE 2.3
ADMISSIONS - OVERSEAS

QUARTER ENDING MARCH 31, 1995

FIXED MILITARY MEDICAL FACILITIES	DOD TOTAL	ARMY FACILITIES	NAVY FACILITIES	AIR FORCE FACILITIES
NUMBER OF ADMISSIONS - TOTAL	14,375	7,313	4,482	2,580
ADMISSIONS OF US ACTIVE DUTY UNIFORMED PERSONNEL - TOTAL	6,233	3,247	1,887	1,099
MILITARY - TOTAL	6,228	3,244	1,885	1,099
ARMY	2,824	2,663	90	71
NAVY-MARINE CORPS	1,742	119	1,520	103
AIR FORCE	1,662	462	275	925
OTHER UNIFORMED PERSONNEL (PHS,CG,NOAA) - TOTAL	5	3	2	0
ADMISSIONS OF RETIRED US UNIFORMED PERSONNEL - TOTAL	559	326	157	76
ADMISSIONS OF RETIRED MILITARY - TOTAL	557	325	156	76
ARMY	262	218	38	6
NAVY-MARINE CORPS	98	12	81	5
AIR FORCE	197	95	37	65
ADMISSIONS OF OTHER RETIRED UNIFORMED PERSONNEL (PHS,CG,NOAA) - TOTAL	2	1	1	0

Prepared by: Washington Headquarters Services
Directorate for Information
Operations and Reports

TABLE 2.3

ADMISSIONS - OVERSEAS

QUARTER ENDING MARCH 31, 1995

FIXED MILITARY MEDICAL FACILITIES	DOD TOTAL	ARMY FACILITIES	NAVY FACILITIES	AIR FORCE FACILITIES
ADMISSIONS OF DEPENDENTS OF US ACTIVE DUTY MILITARY PERSONNEL	- TOTAL	3,057	1,933	1,265
ARMY	2,509	2,374	98	37
NAVY-MARINE CORPS	1,498	65	1,356	77
AIR FORCE	2,248	618	479	1,151
ADMISSIONS OF DEPENDENTS OF RETIRED AND DECEASED US MILITARY PERSONNEL	- TOTAL	256	123	46
ARMY	223	194	22	7
NAVY-MARINE CORPS	93	16	74	3
AIR FORCE	109	46	27	36
ADMISSIONS OF DEPENDENTS OF OTHER UNIFORMED MILITARY PERSONNEL	- TOTAL	1	4	1
ADMISSIONS OF ALL OTHER BENEFICIARIES	- TOTAL	426	378	93

Prepared by: Washington Headquarters Services
 Directorate for Information
 Operations and Reports

TABLE 3.1

OUTPATIENT VISITS AND LIVE BIRTHS - WORLDWIDE
 QUARTER ENDING MARCH 31, 1995

FIXED MILITARY MEDICAL FACILITIES	DOD TOTAL	ARMY FACILITIES	NAVY FACILITIES	AIR FORCE FACILITIES
NUMBER OF OUTPATIENT VISITS	- TOTAL	4,468,409	2,949,367	3,270,672
OUTPATIENT VISITS BY US ACTIVE DUTY UNIFORMED PERSONNEL	- TOTAL	1,684,831	1,270,380	996,769
MILITARY	- TOTAL	1,680,322	1,255,305	991,294
ARMY		1,586,176	28,766	55,684
NAVY-MARINE CORPS		47,722	1,206,834	40,359
AIR FORCE		46,424	19,705	895,251
OTHER UNIFORMED PERSONNEL (PHS,CG,NOAA)	- TOTAL	4,509	15,075	5,475
OUTPATIENT VISITS BY RETIRED US UNIFORMED PERSONNEL - TOTAL	1,080,283	444,672	230,306	405,305
OUTPATIENT VISITS BY DEPENDENTS OF US ACTIVE DUTY UNIFORMED PERSONNEL	- TOTAL	1,528,828	1,031,333	1,233,417
DEPENDENTS OF MILITARY PERSONNEL	- TOTAL	1,519,353	1,014,453	1,222,726
ARMY		1,316,708	38,603	91,281
NAVY-MARINE CORPS		99,432	939,791	86,080
AIR FORCE		103,213	36,059	1,045,365
DEPENDENTS OF OTHER UNIFORMED PERSONNEL (PHS,CG,NOAA)	- TOTAL	9,475	16,880	10,691

Prepared by: Washington Headquarters Services
 Directorate for Information
 Operations and Reports

TABLE 3.1

OUTPATIENT VISITS AND LIVE BIRTHS - WORLDWIDE

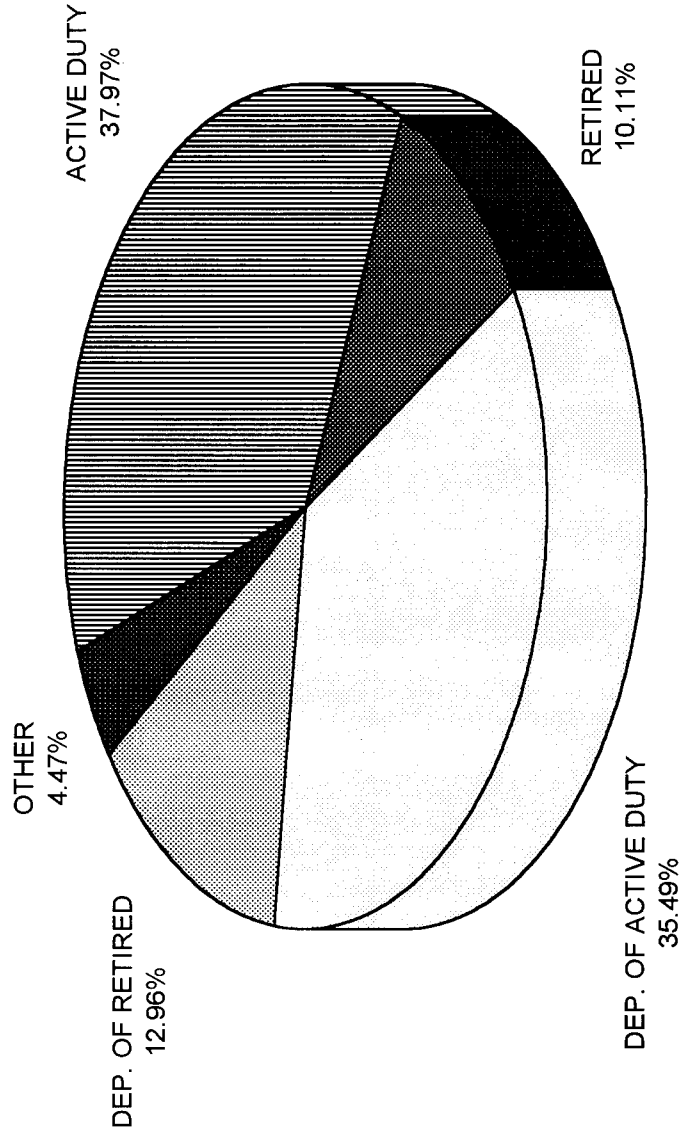
QUARTER ENDING MARCH 31, 1995

FIXED MILITARY MEDICAL FACILITIES	DOD TOTAL	ARMY FACILITIES	NAVY FACILITIES	AIR FORCE FACILITIES
OUTPATIENT VISITS BY DEPENDENTS OF RETIRED AND DECEASED US UNIFORMED PERSONNEL - TOTAL	1,385,344	582,773	271,872	530,699
OUTPATIENT VISITS BY ALL OTHER BENEFICIARIES - TOTAL	477,263	227,305	145,476	104,482
NUMBER OF LIVE BIRTHS - TOTAL	16,423	7,112	4,629	4,682

Prepared by: Washington Headquarters Services
 Directorate for Information
 Operations and Reports

OUTPATIENT VISITS - WORLDWIDE SUMMARY

QUARTER ENDING MARCH 31, 1995



Prepared by: Washington Headquarters Services
Directorate for Information
Operations and Reports

FIGURE 3.1

TABLE 3.2
OUTPATIENT VISITS AND LIVE BIRTHS - UNITED STATES
QUARTER ENDING MARCH 31, 1995

FIXED MILITARY MEDICAL FACILITIES	DOD TOTAL	ARMY FACILITIES	NAVY FACILITIES	AIR FORCE FACILITIES
NUMBER OF OUTPATIENT VISITS	- TOTAL	3,911,122	2,607,089	2,956,797
OUTPATIENT VISITS BY US ACTIVE DUTY UNIFORMED PERSONNEL	- TOTAL	1,410,195	1,117,290	865,930
MILITARY	- TOTAL	1,405,694	1,103,086	860,575
ARMY	1,400,468	1,327,117	24,390	48,961
NAVY-MARINE CORPS	1,144,944	43,931	1,065,849	35,164
AIR FORCE	823,943	34,646	12,847	776,450
OTHER UNIFORMED PERSONNEL (PHS,CG,NOAA)	- TOTAL	4,501	14,204	5,355
OUTPATIENT VISITS BY RETIRED US UNIFORMED PERSONNEL - TOTAL	1,049,579	429,209	219,778	400,592
OUTPATIENT VISITS BY DEPENDENTS OF US ACTIVE DUTY UNIFORMED PERSONNEL	- TOTAL	1,305,937	882,664	1,071,555
DEPENDENTS OF MILITARY PERSONNEL	- TOTAL	1,296,491	867,247	1,061,822
ARMY	1,234,836	1,118,588	32,745	83,503
NAVY-MARINE CORPS	985,653	95,258	811,387	79,008
AIR FORCE	1,005,071	82,645	23,115	899,311
DEPENDENTS OF OTHER UNIFORMED PERSONNEL (PHS,CG,NOAA)	- TOTAL	9,446	15,417	9,733

Prepared by: Washington Headquarters Services
Directorate for Information
Operations and Reports

**TABLE 3.2
OUTPATIENT VISITS AND LIVE BIRTHS - UNITED STATES**

QUARTER ENDING MARCH 31, 1995

FIXED MILITARY MEDICAL FACILITIES	DOD TOTAL	ARMY FACILITIES	NAVY FACILITIES	AIR FORCE FACILITIES
OUTPATIENT VISITS BY DEPENDENTS OF RETIRED AND DECEASED US UNIFORMED PERSONNEL - TOTAL	1,360,389	572,900	261,121	526,368
OUTPATIENT VISITS BY ALL OTHER BENEFICIARIES - TOTAL	411,469	192,881	126,236	92,352
NUMBER OF LIVE BIRTHS - TOTAL	14,342	6,206	3,850	4,286

Prepared by: Washington Headquarters Services
Directorate for Information
Operations and Reports

TABLE 3.3

OUTPATIENT VISITS AND LIVE BIRTHS - OVERSEAS

QUARTER ENDING MARCH 31, 1995

FIXED MILITARY MEDICAL FACILITIES	DOD TOTAL	ARMY FACILITIES	NAVY FACILITIES	AIR FORCE FACILITIES
NUMBER OF OUTPATIENT VISITS - TOTAL	1,213,440	557,287	342,278	313,875
OUTPATIENT VISITS BY US ACTIVE DUTY UNIFORMED PERSONNEL - TOTAL	558,565	274,636	153,090	130,839
MILITARY - TOTAL	557,566	274,628	152,219	130,719
ARMY	270,158	259,059	4,376	6,723
NAVY-MARINE CORPS	149,971	3,791	140,985	5,195
AIR FORCE	137,437	11,778	6,858	118,801
OTHER UNIFORMED PERSONNEL (PHS, CG, NOAA) - TOTAL	999	8	871	120
OUTPATIENT VISITS BY RETIRED US UNIFORMED PERSONNEL - TOTAL	30,704	15,463	10,528	4,713
OUTPATIENT VISITS BY DEPENDENTS OF US ACTIVE DUTY UNIFORMED PERSONNEL - TOTAL	533,422	222,891	148,669	161,862
DEPENDENTS OF MILITARY PERSONNEL - TOTAL	530,972	222,862	147,206	160,904
ARMY	211,756	198,120	5,858	7,778
NAVY-MARINE CORPS	139,650	4,174	128,404	7,072
AIR FORCE	179,566	20,568	12,944	146,054
DEPENDENTS OF OTHER UNIFORMED PERSONNEL (PHS, CG, NOAA) - TOTAL	2,450	29	1,463	958

Prepared by: Washington Headquarters Services
 Directorate for Information
 Operations and Reports

TABLE 3.3

OUTPATIENT VISITS AND LIVE BIRTHS - OVERSEAS

QUARTER ENDING MARCH 31, 1995

FIXED MILITARY MEDICAL FACILITIES	DOD TOTAL	ARMY FACILITIES	NAVY FACILITIES	AIR FORCE FACILITIES
OUTPATIENT VISITS BY DEPENDENTS OF RETIRED AND DECEASED US UNIFORMED PERSONNEL - TOTAL	24,955	9,873	10,751	4,331
OUTPATIENT VISITS BY ALL OTHER BENEFICIARIES - TOTAL	65,794	34,424	19,240	12,130
NUMBER OF LIVE BIRTHS - TOTAL	2,081	906	779	396

Prepared by: Washington Headquarters Services
Directorate for Information
Operations and Reports

GLOSSARY

Admission. An act of placing an individual under treatment or observation in a hospital. The day of admission is the day on which the hospital makes a formal acceptance of the patient who is to be provided with room, board, and continuous nursing service in the area of the hospital where patients normally stay at least overnight. While the admission of a newborn is deemed to occur at time of birth, these neonates are reported separately and excluded from the admission data.

Average Daily Patient Load (ADPL). Average number of inpatients in the hospital and receiving care each day during a reported period. Included are patients on pass or liberty not in excess of 72 hours and patients admitted and discharged on the same day. Excluded are newborns, patients on convalescent leave, and patients authorized to subside out. ADPL is calculated by dividing the number of occupied bed days during the period by the total number of days in the reported period.

Bassinets Day. A day spent in the newborn nursery by a healthy infant. This excludes days spent by infants in equipment referred to as a bassinet on any pediatric nursing unit, pediatric intensive care unit, or other nursing unit.

Live Births. The complete expulsion or extraction from a mother of a product of conception, irrespective of the duration of pregnancy, which, after such separation, breathes or shows any other evidence of life such as heartbeat, umbilical cord pulsation, or definite movement of voluntary muscles, whether or not the umbilical cord has been cut or the placenta is attached. Heartbeats are to be distinguished from transient cardiac contractions; respirations are to be distinguished from fleeting respiratory efforts or gasps.

Operating Bed. Accommodation in a functioning medical treatment facility that is currently set up and ready in all respects for the care of a patient. It must include supporting space, equipment, medical material, ancillary and support services, and staff to operate under normal circumstances. Excluded are transient patient beds, bassinets, incubators, labor beds, and recovery beds.

Outpatient Visit. A hospital program for the performance of elective surgical procedures on patients who are not admitted to the hospital as inpatients.