




DISTRIBUTION STATEMENT A
Approved for public release
Distribution Unlimited

DTIC
SELECTED
AUG 14 1995
S F D

Report on the Age of Department of Defense Specifications and Standards as of May 9, 1995



19950807 015

DTIC QUALITY INSPECTED 8

JK



OFFICE OF THE ASSISTANT SECRETARY OF DEFENSE
3300 DEFENSE PENTAGON
WASHINGTON, DC 20301-3300



ECONOMIC SECURITY

OASD(ES)IA/AP
Standardization Program Division
5203 Leesburg Pike, Suite 1403
Falls Church, VA 22041-3466

JUN 21 1995

MEMORANDUM FOR DOD PREPARING ACTIVITIES

SUBJECT: Overage Document Report

This report provides a statistical age profile of the standardization documents prepared by each DoD preparing activity. Under the Defense Standardization Program overage document review program, preparing activities must review their documents at least every 5 years and take action to update, validate, cancel, or inactivate for new design.

A preparing activity should not have more than 20 percent of its documents categorized as overage. If your activity has an unusually high number of overage documents, please take corrective action. While we appreciate that resources are declining for most activities, this report can serve as a management tool that might provide additional justification to increase or maintain resources.

We wish to thank the Air Force Materiel Command for creating this report from data provided by the Defense Printing Service.

Andrew D. Certo

Andrew D. Certo
Chief,
Standardization Program Division

Accession For	
NTIS CRA&I	<input checked="" type="checkbox"/>
DTIC TAB	<input type="checkbox"/>
Unannounced	<input type="checkbox"/>
Justification	
By	
Distribution /	
Availability Codes	
Dist	Avail and/or Special
A-1	



Foreword

This report has been prepared on behalf of the Office of the Assistant Secretary of Defense for Economic Security, (OASD(ES)IA/SPD) by the Air Force Materiel Command (AFMC) Defense Standards Improvement Office. The objective of the report is to inform the DoD standardization community of both the quantity and the age of their documents. The report is not intended to be recriminatory, but is intended to inform and motivate the standardization community. This publication represents the first issue since the publication of the Secretary of Defense's 29 June 94 policy memo "Specifications & Standards -- A New Way of Doing Business" and is provided both as a benchmark in our standardization process and as a foundation for the preparing activities and standards improvement leadership.

This is the third edition of this report. Due to personnel reassignments, standardization automation plans, and the highly dynamic nature of the DoD Standardization Program, there are no plans to reissue this type of document.

The author would like to thank several personnel for providing the support necessary for the publication of this document:

Mr. Steve Lowell, OASD(ES)IA/SPD, continued support in this initiative.

Mr. Richard Rodemer, Defense Printing Service, provided technical information.

Any questions on the preparation of this document can be directed to the author.

Stephen M. Clark
AF Standards Improvement Office
HQ AFMC/ENSS
4375 Chidlaw Road, Suite 6
Wright-Patterson AFB, OH 45433-5006
Phone: DSN 787-7712, (513) 257-7712
Fax: DSN 787-0841, (513) 257-0841
Internet: clarks@wpgate1.wpafb.af.mil

Table of Contents

Foreword	ii
Background	1
Data Analysis	2
OASD Standardization Documents.....	3
Summary of OSD Documents.....	3
CALs Evaluation and Integration Office.....	4
Deputy Director for Equal Opportunity Policy.....	4
Industrial Engineering and Quality Directorate.....	5
Standardization Program Division.....	5
Army Standardization Documents	6
Army Document Summary	6
International Cooperative Programs.....	7
Armament, Research, Development and Engineering Center	7
HQ US Army Materiel Command.....	8
Tank Automotive and Armaments Command.....	8
Tank-Automotive Command	9
Aviation and Troop Command.....	9
Corps of Engineers.....	10
Communications - Electronics Command.....	10
Edgewood Research, Development and Engineering Center.....	11
Electronics and Power Sources Directorate	11
U.S. Army Soldier Systems Command.....	12
The Institute of Heraldry	12
Office of the Surgeon General	13
Headquarters, CECOM RDE Center	13
Missile Command.....	14
Materials Directorate, Army Research Laboratory	14
Military Traffic Management Command.....	15
Simulation, Training and Simulation Command.....	15
Information Systems Command	16
Packaging, Storage and Containerization Center.....	16
Army Materiel Systems Analysis Activity.....	17
Test and Evaluation Command	17
LOGSA, Acquisition Logistics Center	18
Navy Standardization Documents.....	19
Navy Document Summary.....	19
Naval Air Systems Command	20
Naval Broadcasting Service	20
United States Coast Guard	21
Space and Naval Warfare Systems Command	21
United States Marine Corps.....	22
Naval Medical Logistics Command.....	22

Tactical Doctrine and International Standardization Branch	23
Naval Departmental Standardization Office.....	23
Navy Clothing and Textile Research Facility	24
Naval Weapons Support Center.....	24
Department of the Navy Information Resources Management.....	25
Naval Surface Warfare Center	25
Naval Supply Systems Command.....	26
Naval Sea Systems Command.....	26
Naval Training Systems Center.....	27
Naval Construction Battalion Center	27
Naval Facilities Engineering Command	28
Naval Construction Battalion Center.....	28
Air Force Standardization Documents	29
Air Force Document Summary	29
Command, Control, Communications and Computers	30
Management Policy and Program Integration.....	30
International Standardization Office.....	31
AF Standards Improvement Office.....	31
Aeronautical Systems Center	32
Electronic Systems Center	32
Continuous Acquisition and Life-Cycle Support Program Office.....	33
Rome Laboratory	33
Munition Systems Division	34
Space and Missile Systems Center	34
AF Seek Eagle Office	35
Nuclear Weapons Integration Division.....	35
Aerospace Guidance and Metrology Center	36
Human System Program Division Engineering Division	36
Human System Program Office Clothing Branch.....	37
Air Force Engineering and Services Center	37
Directorate of Aerospace Fuels Management.....	38
Air Force Packaging Evaluation Activity	38
Ogden Air Logistics Center	39
Oklahoma City Air Logistics Center	39
Directorate of Nuclear Weapons.....	40
Sacramento Air Logistics Center	40
San Antonio Air Logistics Center	41
Warner Robins Air Logistics Center	41
Electronic Support Flight.....	42
AF Command, Control, Communications and Computer Agency	42
Air Combat Command.....	43
AF Cataloging and Standardization Center	43
DLA Standardization Documents	44
DLA Document Summary	44
Defense Construction Supply Center	45

Clothing and Textile Items of Supply	45
HQ Defense Logistics Agency	46
Medical Items of Supply	46
Defense Personnel Support Center	47
Defense Electronic Supply Center	47
Defense General Supply Center	48
Defense Industrial Plant Equipment Center	48
Defense Industrial Supply Center	49
Defense Logistics Services Center	49
Defense Fuel Supply Center	50
Other Agency Documents	51
Other Agency Document Summary	51
Defense Information Systems Agency	51
Federal Supply Service	52
Food Quality Assurance Staff	52
Defense Information Systems Agency	53
Defense Medical Standardization Board	53
Defense Mapping Agency	54
National Aeronautics and Space Administration	54
National Security Agency	55
Armed Forces Pest Management Control	55
Interim Documents	56
Army	56
Navy	56
Air Force	57
DLA	57
Other	58
DoD Interim Document Summary	58
Summary	59
DoD Document Summary	59
Comparison of Document Age	59
Appendix A - Spreadsheet for Graphics	60

Background

Over the last few years, the US market place has adopted and developed a system of Total Quality Management. One of the premises of this system is that management must have a metric to determine compliance with corporate goals and policies. DoD 4120.3-M, "Defense Standardization Program Policies and Procedures," requires that "all documents listed in the active DoDISS (Department of Defense Index of Specifications and Standards) must be reviewed within five years from the time they were last updated or validated." This is a critical policy. It facilitates review of documents to ensure that they are still technically valid so that the DoD can procure items in a cost effective manner while enhancing competition. This report provides a metric for document age and is provided as a management tool for all levels of the DoD standardization community.

Another premise for Total Quality Management is that personnel understand their responsibilities and are provided the authority required to actualize those responsibilities. A preliminary review of the data contained herein indicates that all preparing activities may not be completely aware of the documents assigned to their standardization management activity. This document can also serve as a baseline for documenting organizational responsibilities.

The data used in the generation of this report came from the Acquisition Streamlining and Standardization Information SysTem (ASSIST) database. This is the same database used to generate the DoDISS. If a Standardization Management Activity (SMA) disagrees with the data provided in this report, the DoDISS should be checked to determine if the data is correct. If the DoDISS is incorrect, it is the SMA's responsibility to submit a form DD-1865 to the Defense Printing Service so the ASSIST database can be corrected.

The author of the report agrees to provide the specific data used to generate the graphics in this report to any SMA. If an SMA requests the information, the SMA should mail, E-mail or fax the author. Data can be sorted on date, FSC, document number or other DoDISS parameters. If copies on electronic media are desired, a formatted DOS disk should be mailed to the author. The data are available in Microsoft Excel. If the SMA does not desire the information in Excel Version 4.0, the SMA should state the desired format. The SMA should also state the type of sort desired for the spreadsheet. Data can also be obtained through the ASSIST over a modem.

As mentioned in the Foreword, this is the third edition of this report. During the generation of the first edition of this report several inconsistencies were noted and reported to the Defense Printing Service (DPS). The second edition noted reduced errors but still some significant issues. The data generated for this report was almost perfect. Of over 50,000 documents reviewed in this report, only 12 needed correction to the ASSIST and these were accomplished immediately. DPS has excelled in providing a quality database to the defense industry and, in the opinion of the author, should be commended.

Data Analysis

For the simplification of the graphics in this report, the years analyzed were limited to 1950 to 1995. This simplification caused dates to be adjusted in two ways. First, the data for this report were generated on May 9, 1995. For simplification of analysis, the 1995 documents were added to 1994 so that documents were not considered overage until they were dated before 1990. Secondly, some documents were dated earlier than 1950. These documents were included in the data for 1950. This simplification caused some misleading increases in the bar representing the number of 1950 documents.

As mentioned above, DoD 4120.3-M requires that documents be reviewed every five years. When documents are reviewed, and changes are deemed necessary, more complicated documents can require almost two years to develop, coordinate and publish a document revision. For this reason, the graphics list both the percent of documents over five years old and the percent of documents over seven years old. All documents over five years old would be in some phase of a review cycle. An aggressive goal is to have no documents over seven years old.

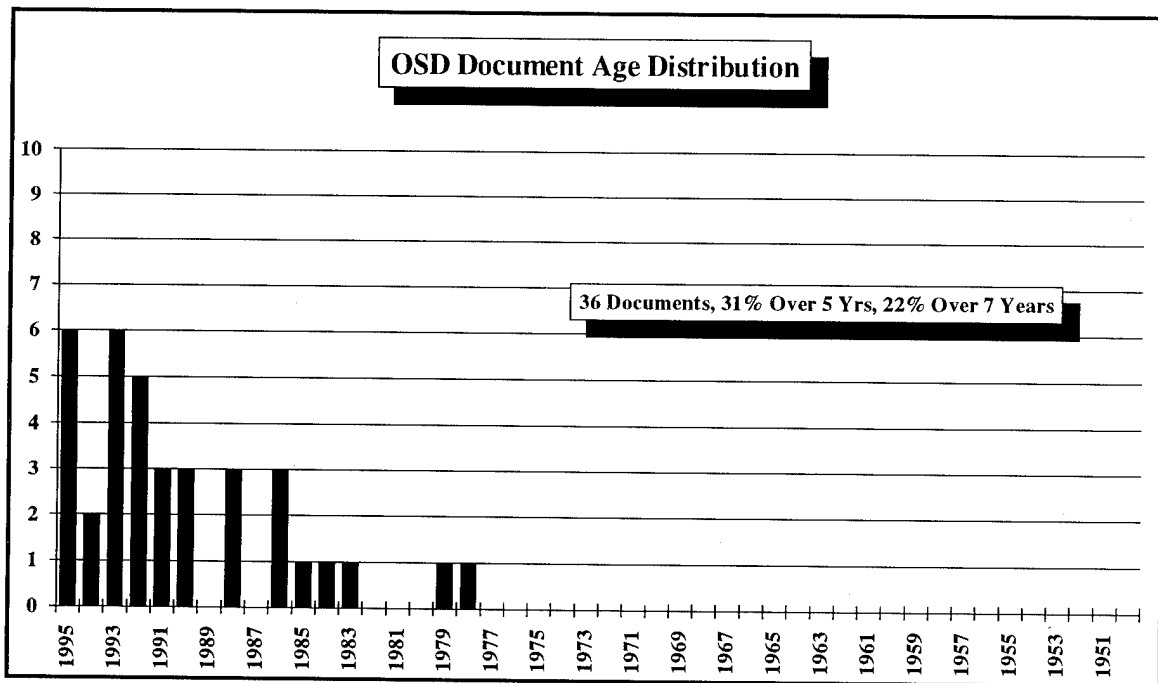
This year's report includes an analysis of the age of interim documents. The DoD 4120.3-M defines an interim document as "revisions, amendments, or change notices issued by a single Military Department, a Defense Agency, or an activity in the DoD Component for coordinated Federal or military specifications or standards; guide specifications; or military handbooks or bulletins to meet a need when time does not permit preparation of a coordinated document." DoD 4120.3-M, para 5.D.3.e states that "the interim document must be superseded by a coordinated document within two years of the interim document's approval date or it shall be canceled by the OASD(P&L) SPD. 'Used-in-lieu-of' documents are now referred to as 'interim documents.'"

Interim documents were determined by reviewing all document numbers. All "00" documents were extracted from the ASSIST. MIL-STD-961, para 5.2.3.3, and MIL-STD-962, para 5.3.2.3, state that "Used-in-lieu-of" documents shall be assigned numbers beginning with "00". The summation of these two sets of documents represents the interim document database for the DoDISS.

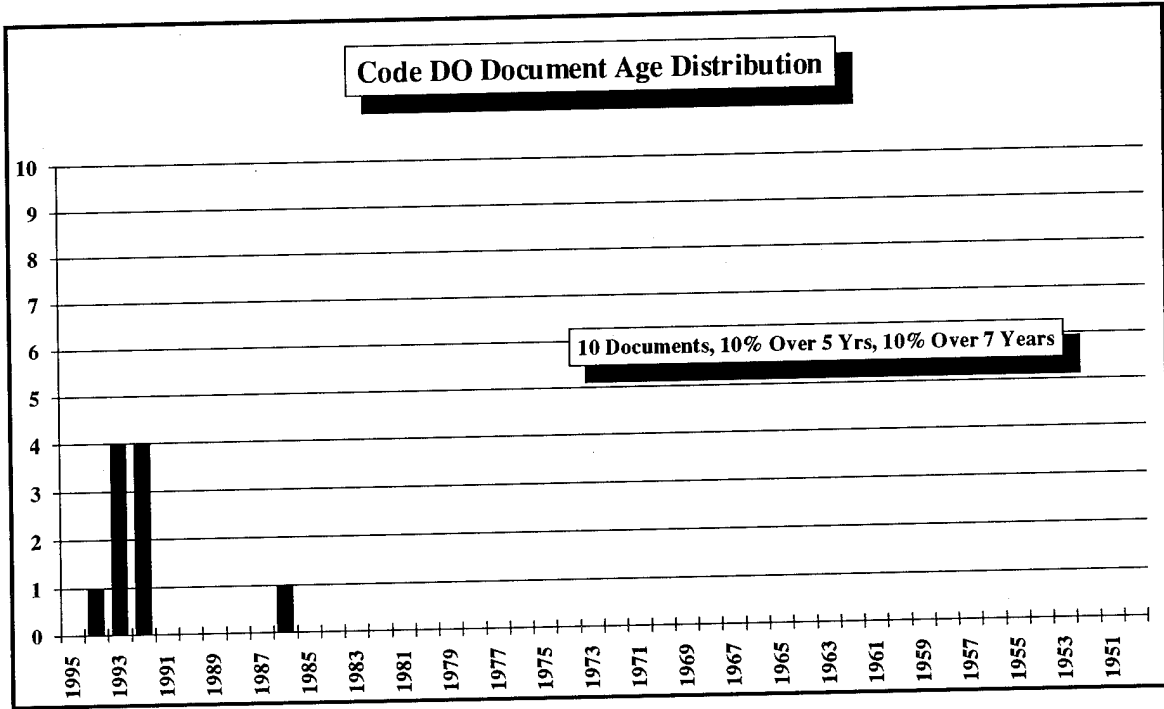


OASD Standardization Documents

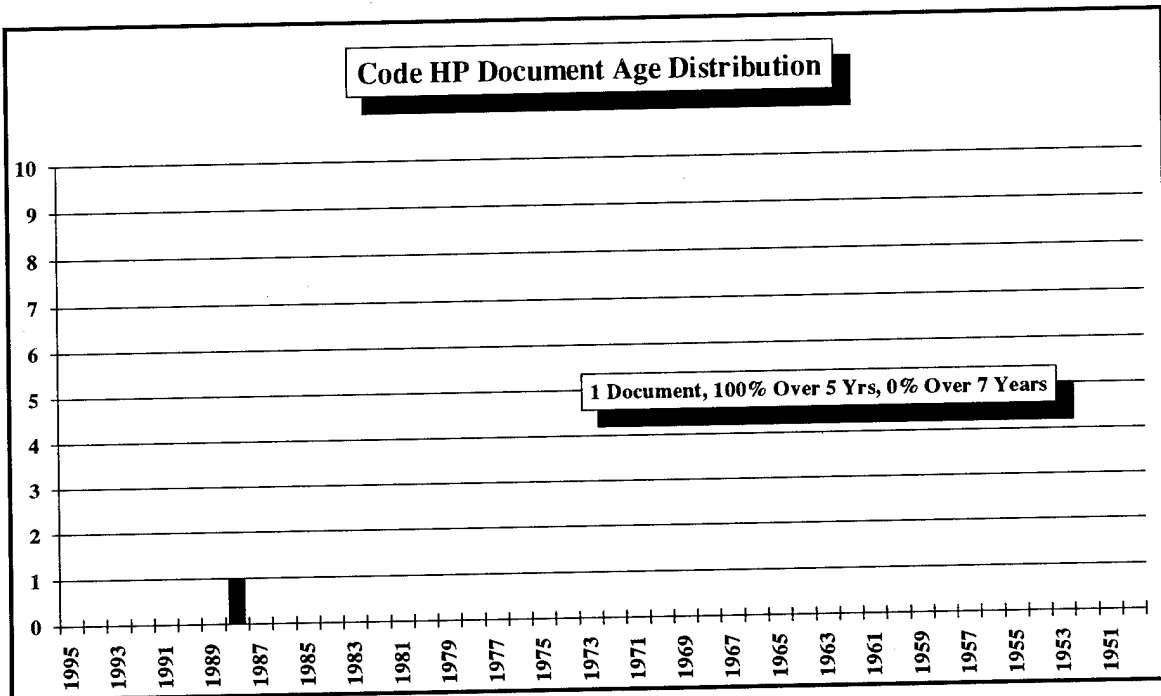
Summary of OSD Documents



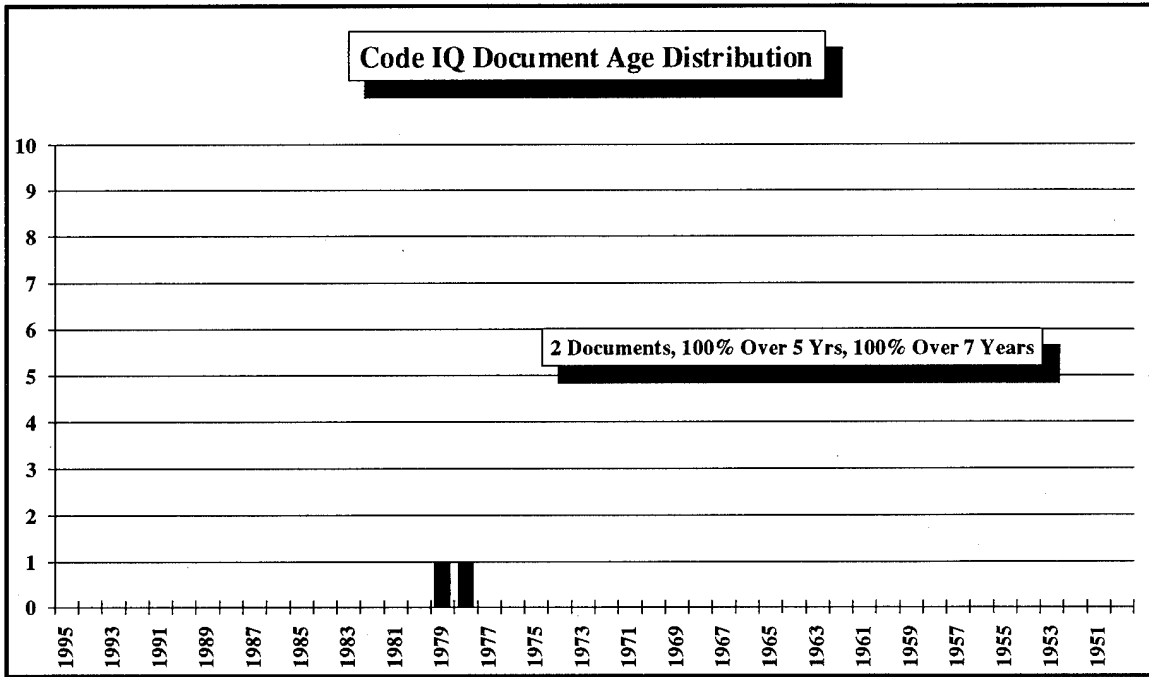
CALs Evaluation and Integration Office



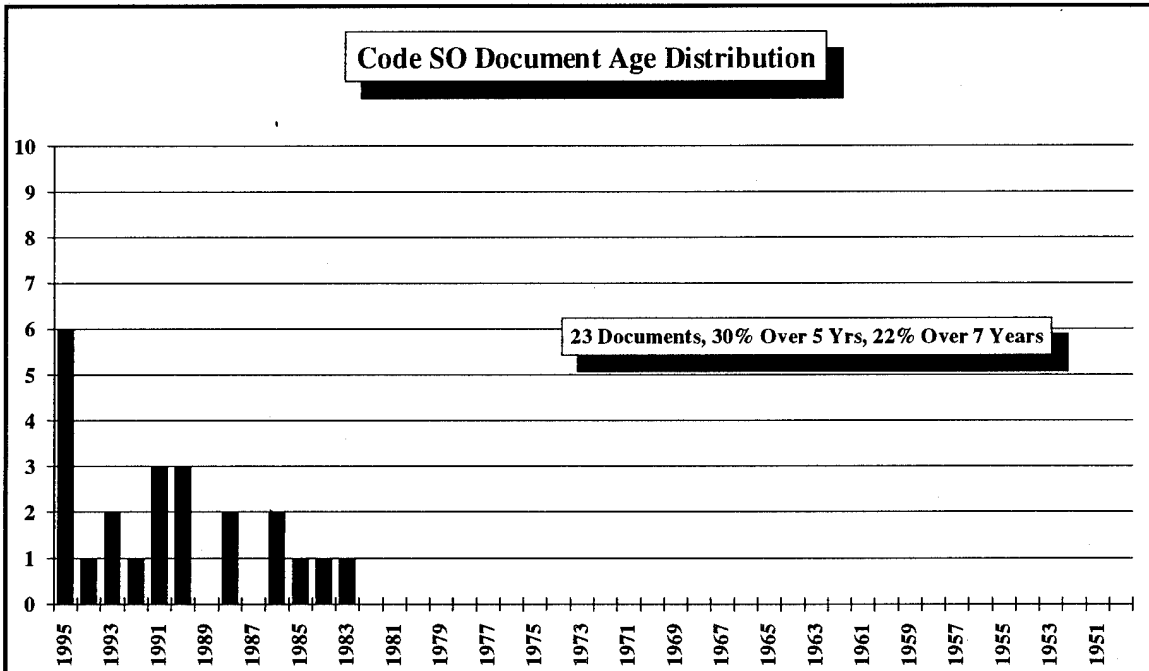
Deputy Director for Equal Opportunity Policy



Industrial Engineering and Quality Directorate



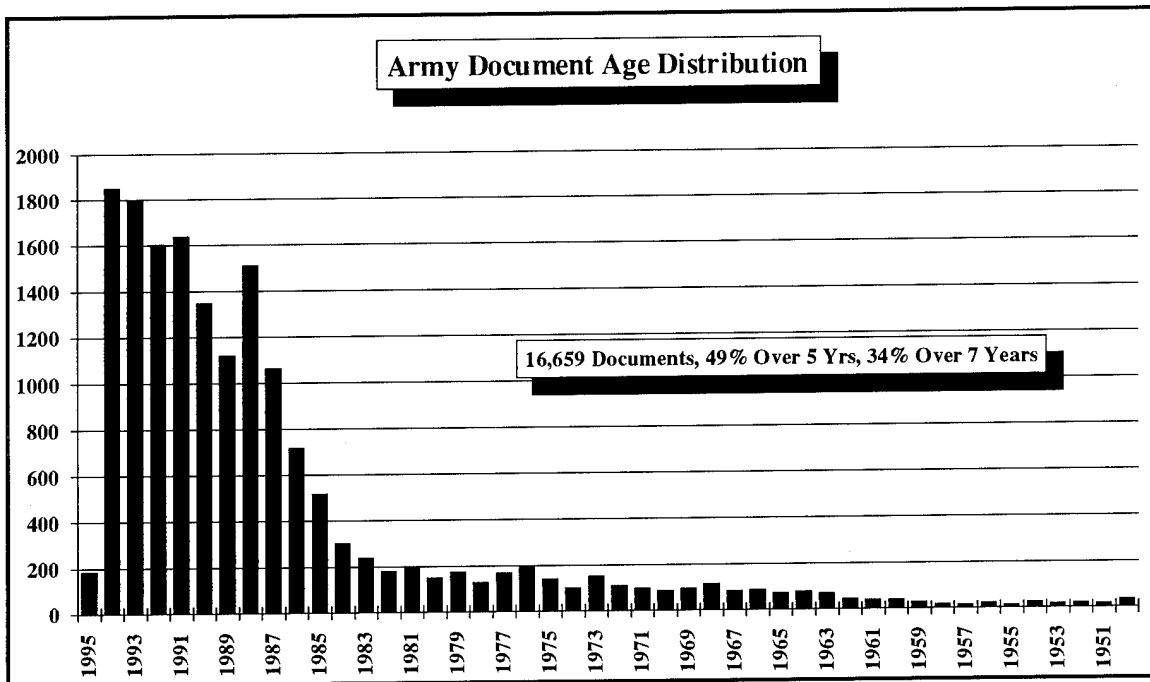
Standardization Program Division



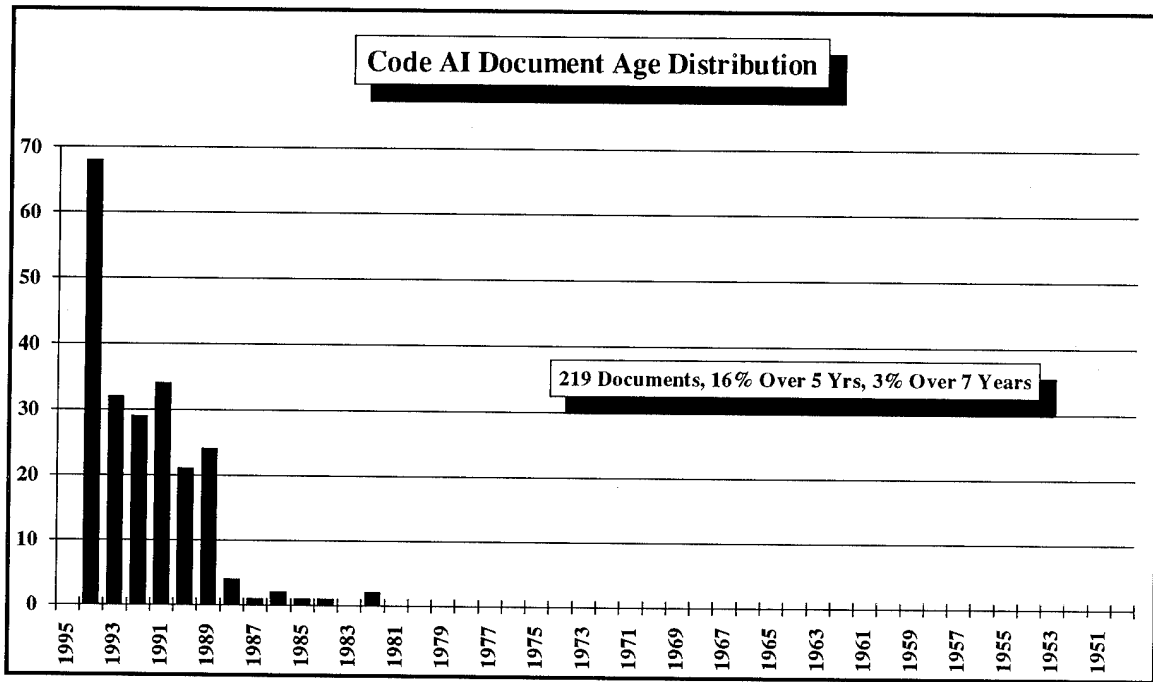


Army Standardization Documents

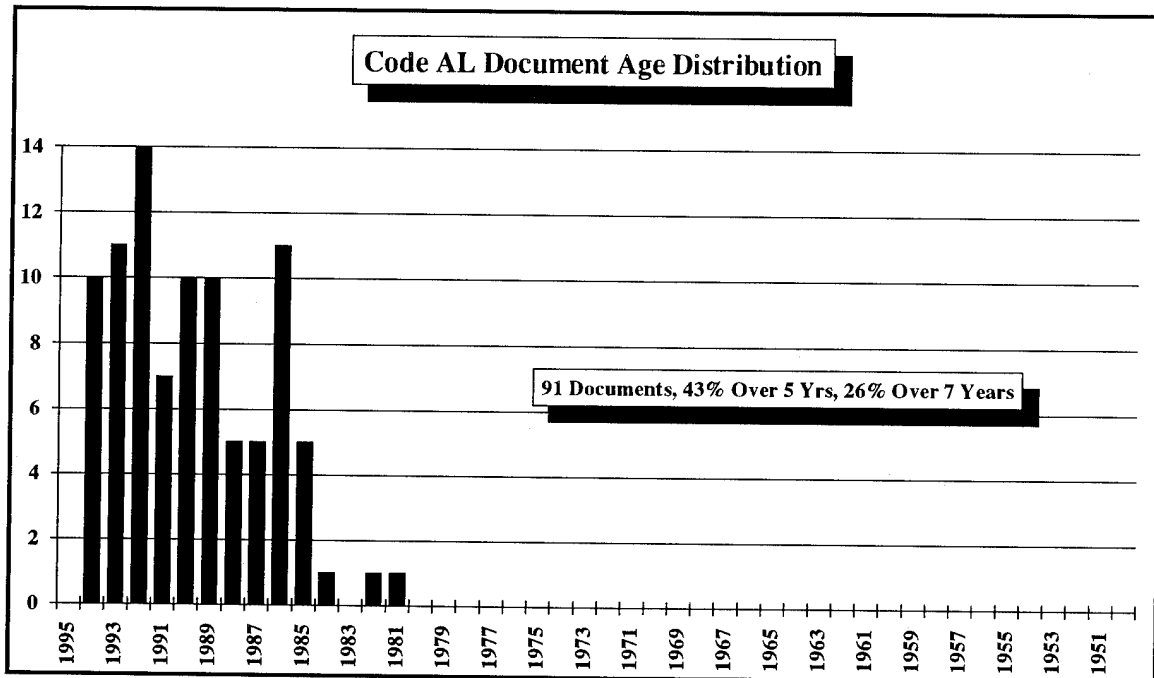
Army Document Summary



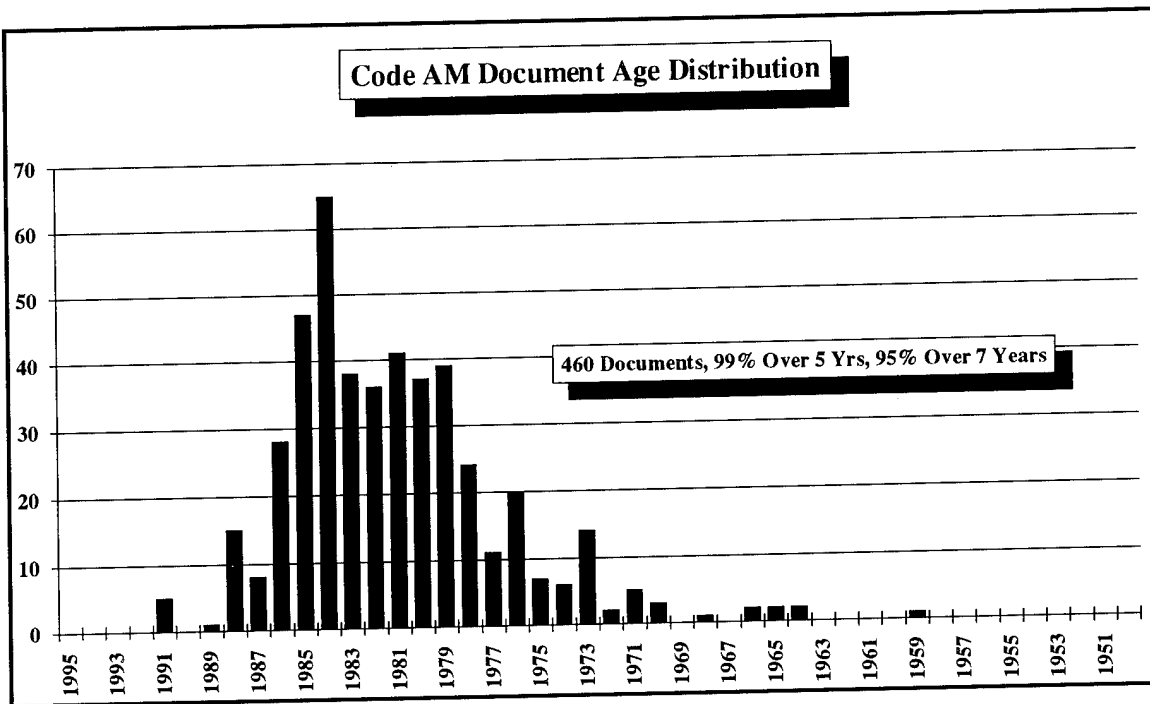
International Cooperative Programs



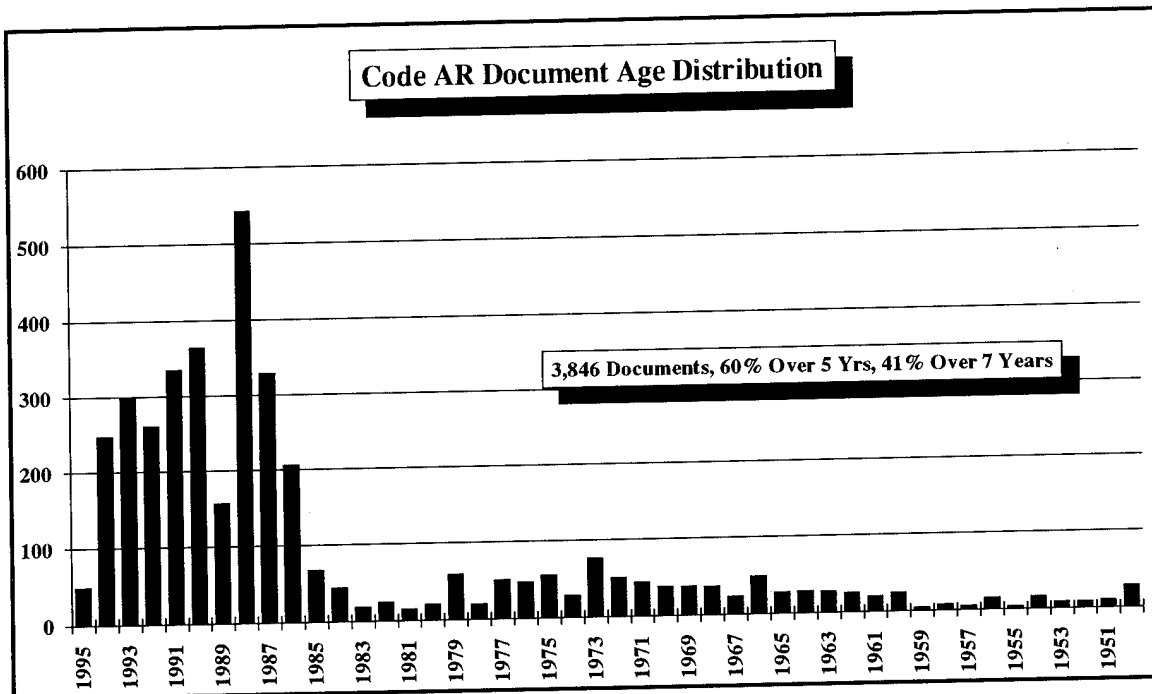
Armament, Research, Development and Engineering Center



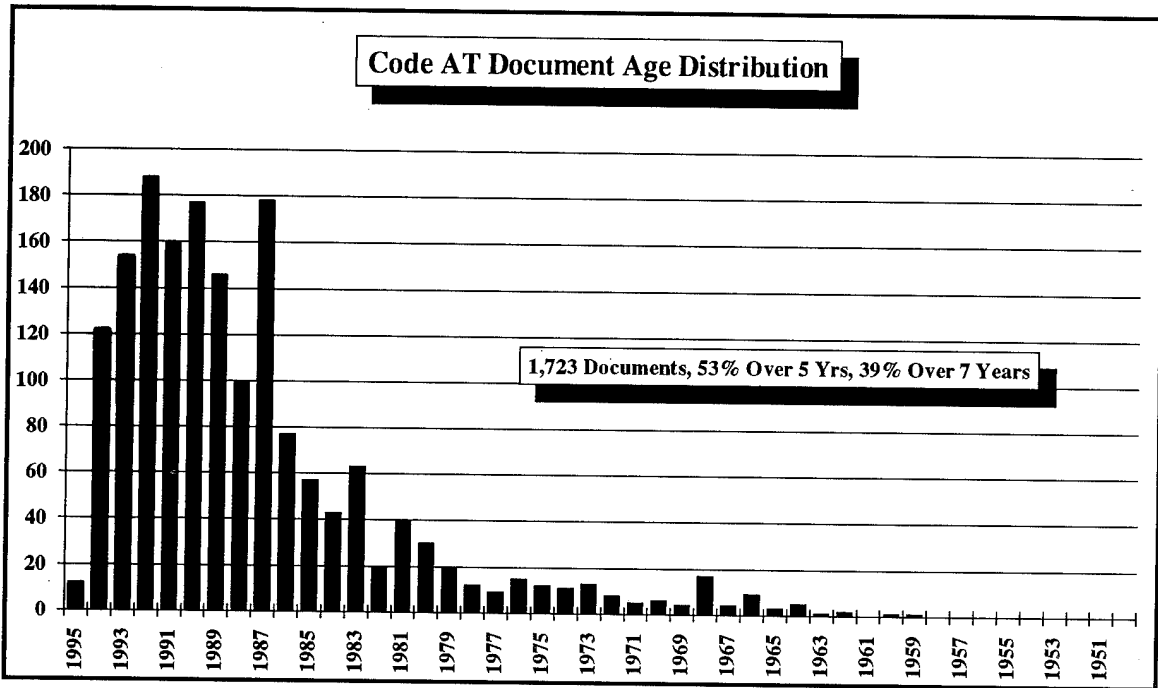
HQ US Army Materiel Command



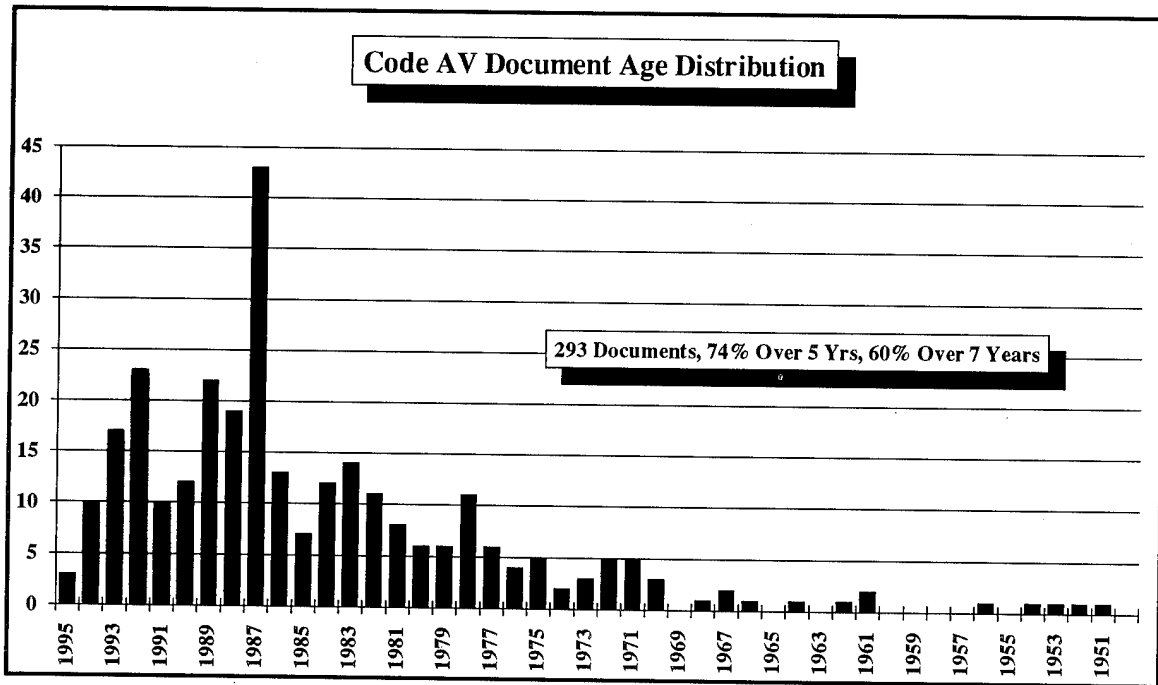
Tank Automotive and Armaments Command



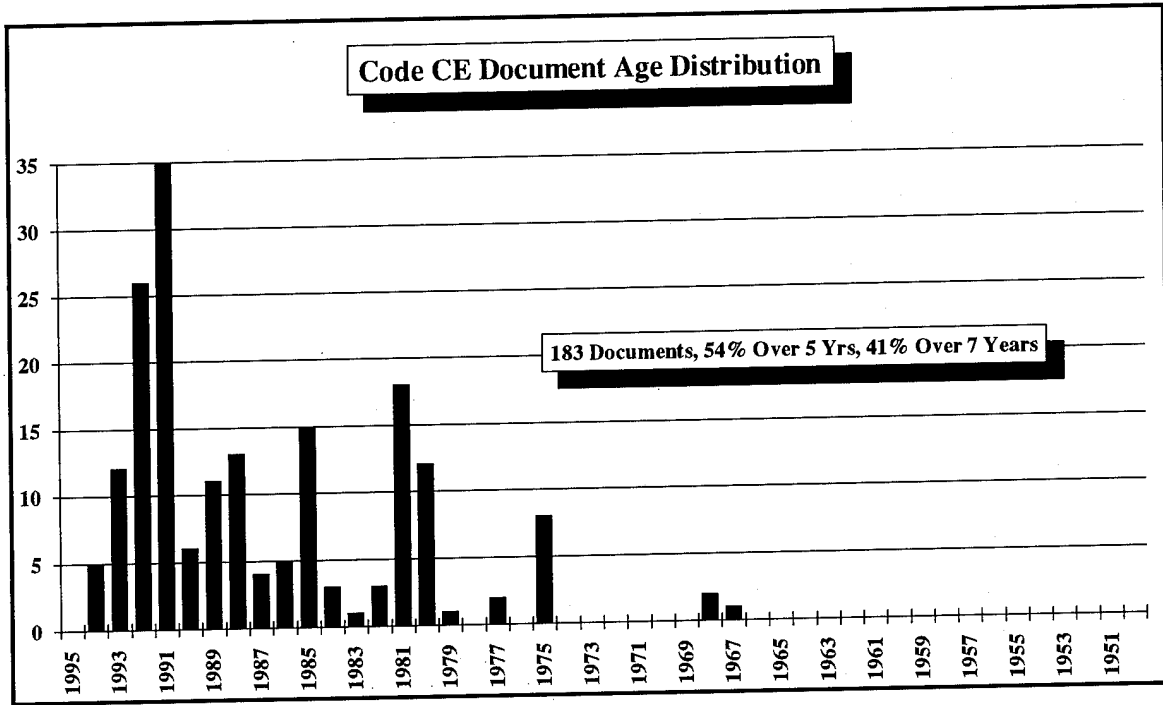
Tank-Automotive Command



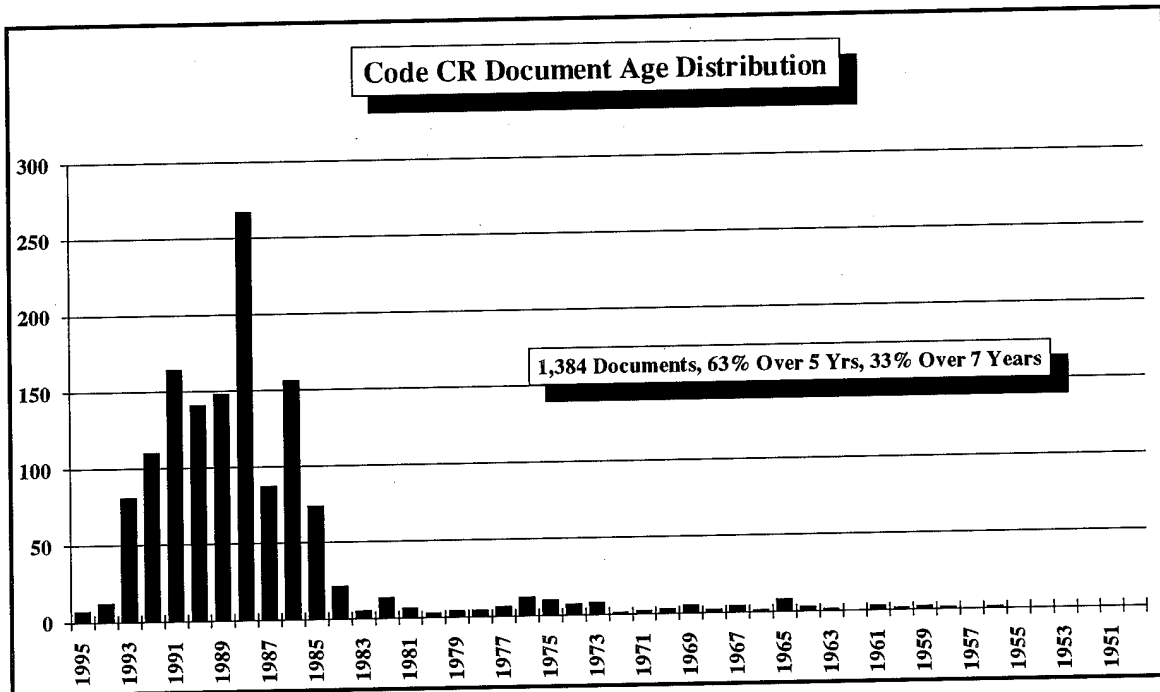
Aviation and Troop Command



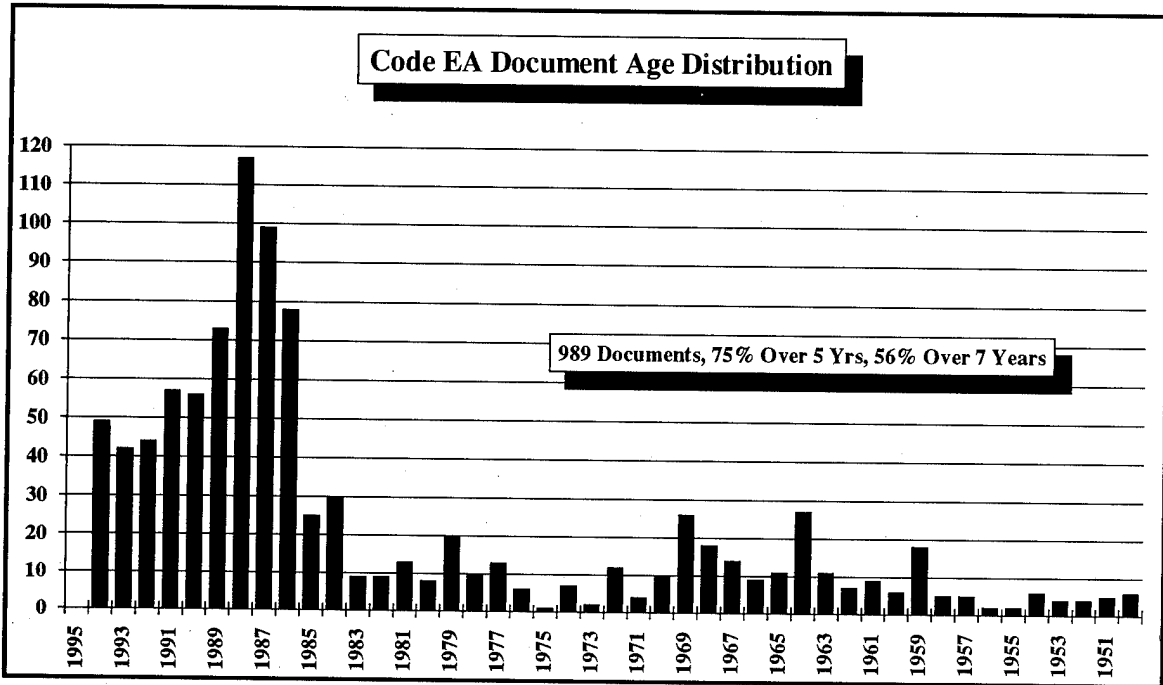
Corps of Engineers



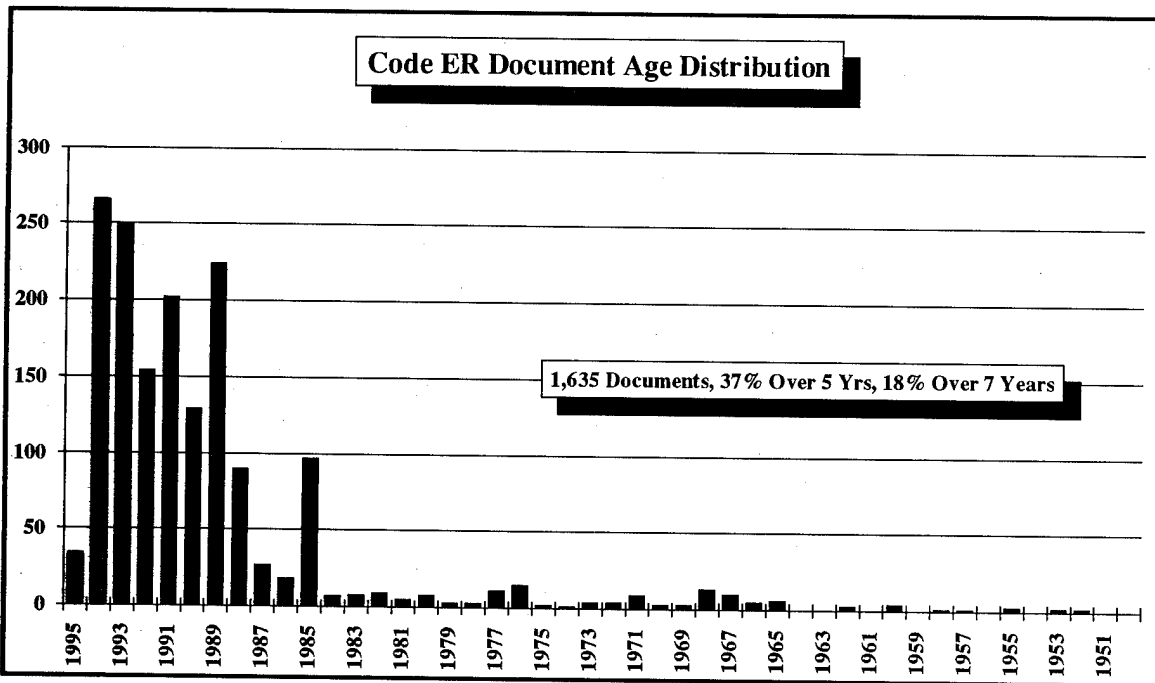
Communications - Electronics Command



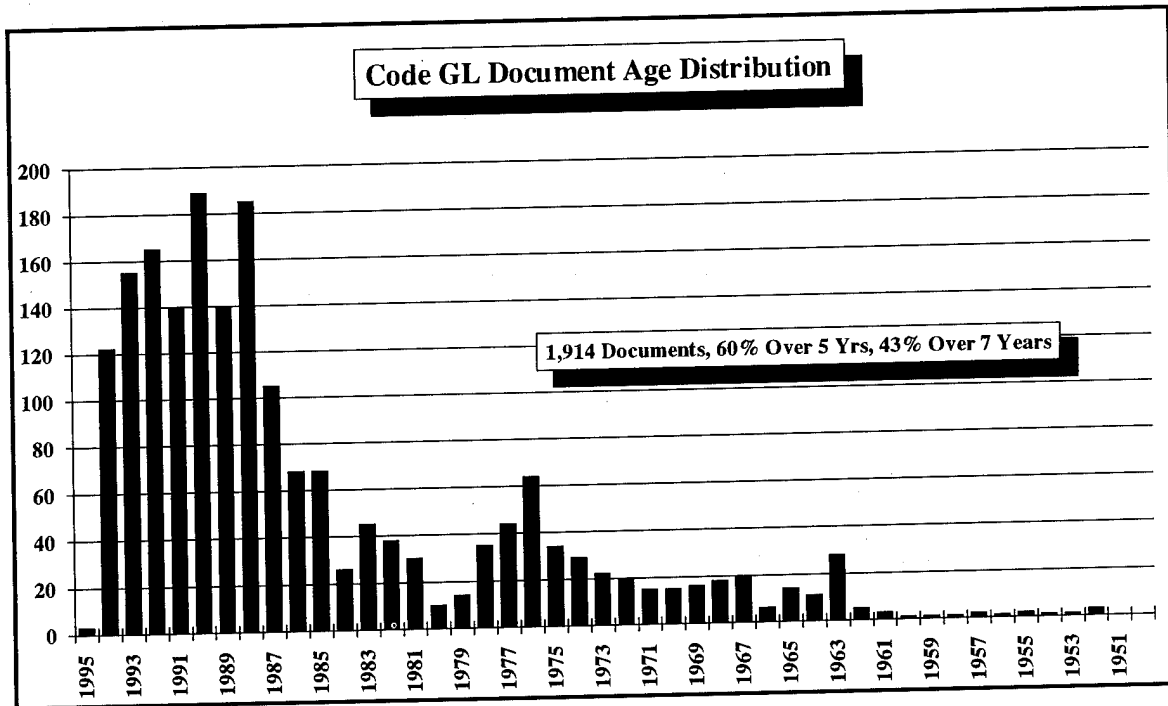
Edgewood Research, Development and Engineering Center



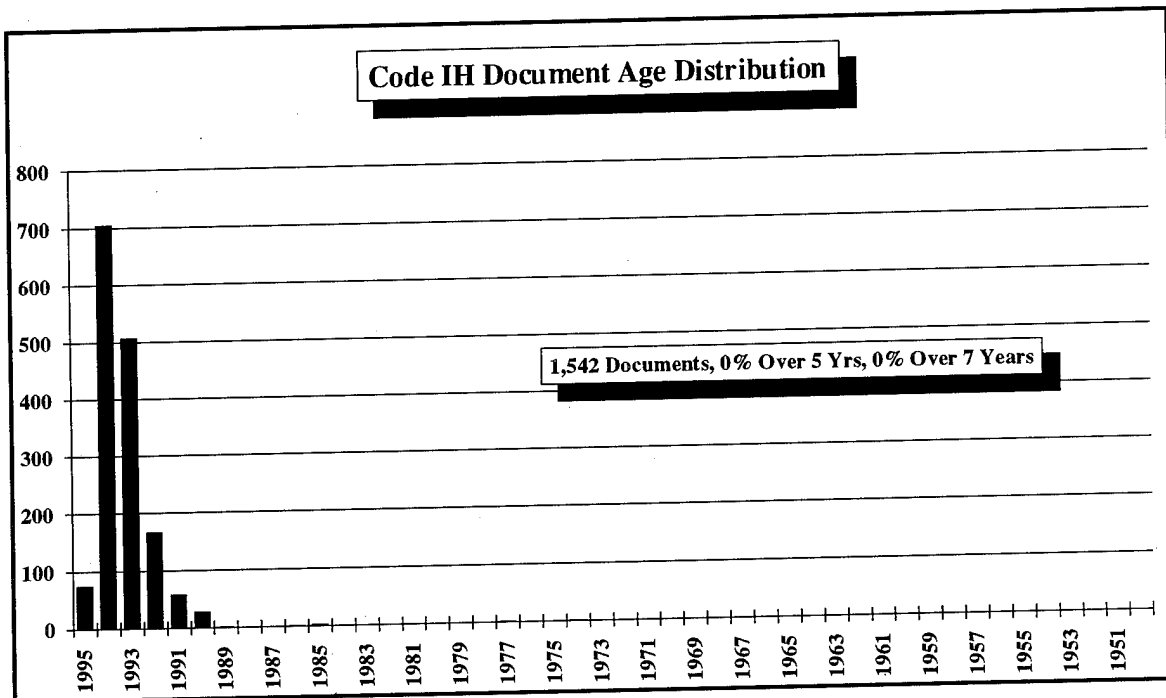
Electronics and Power Sources Directorate



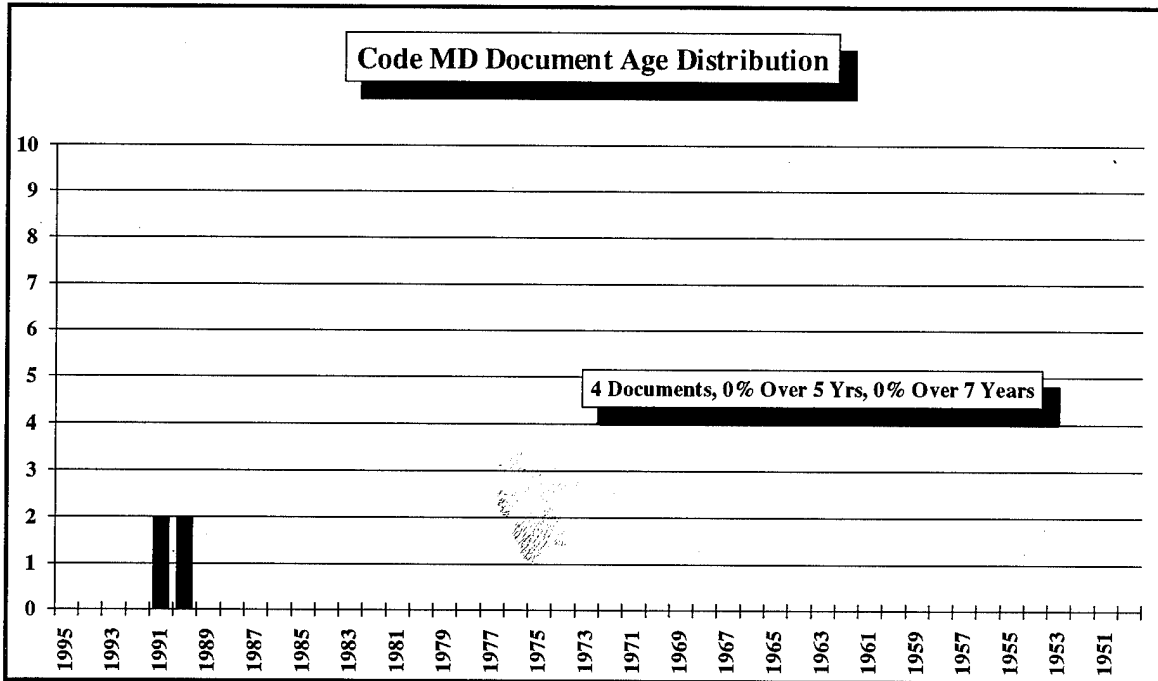
U.S. Army Soldier Systems Command



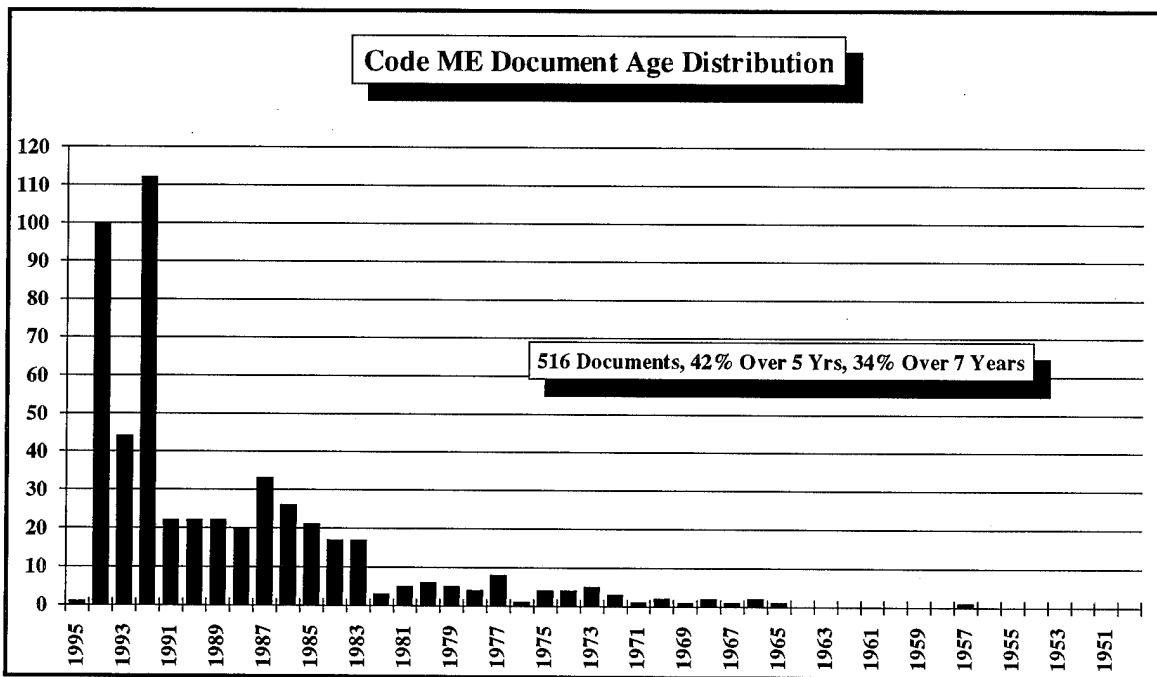
The Institute of Heraldry



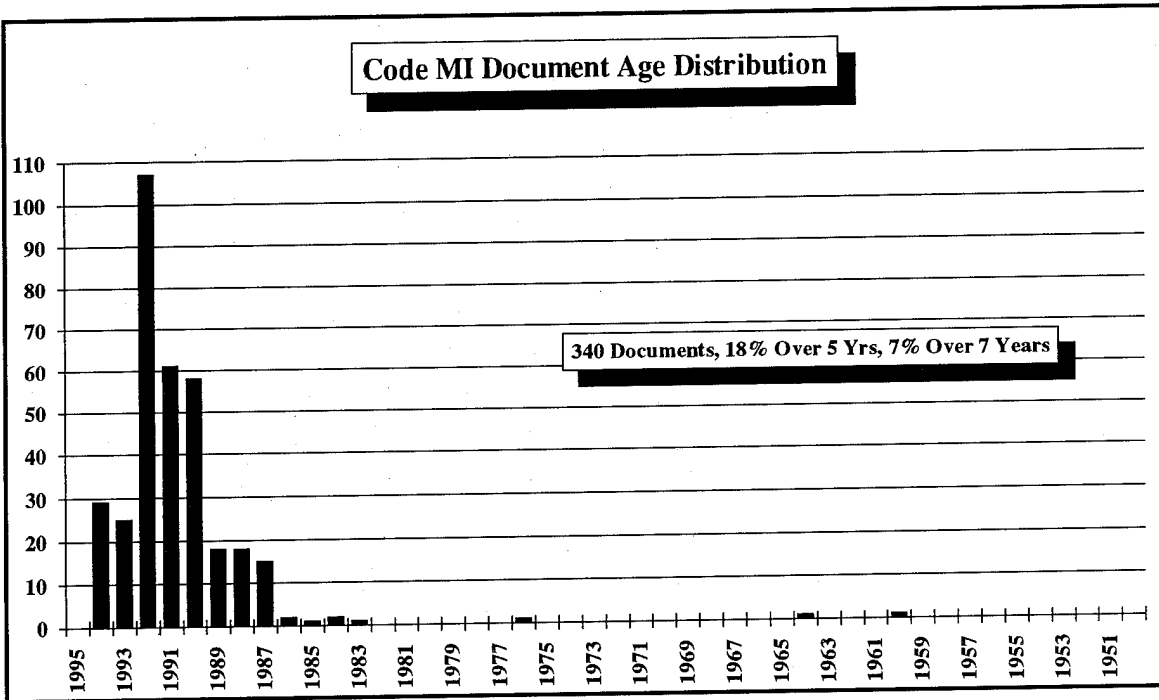
Office of the Surgeon General



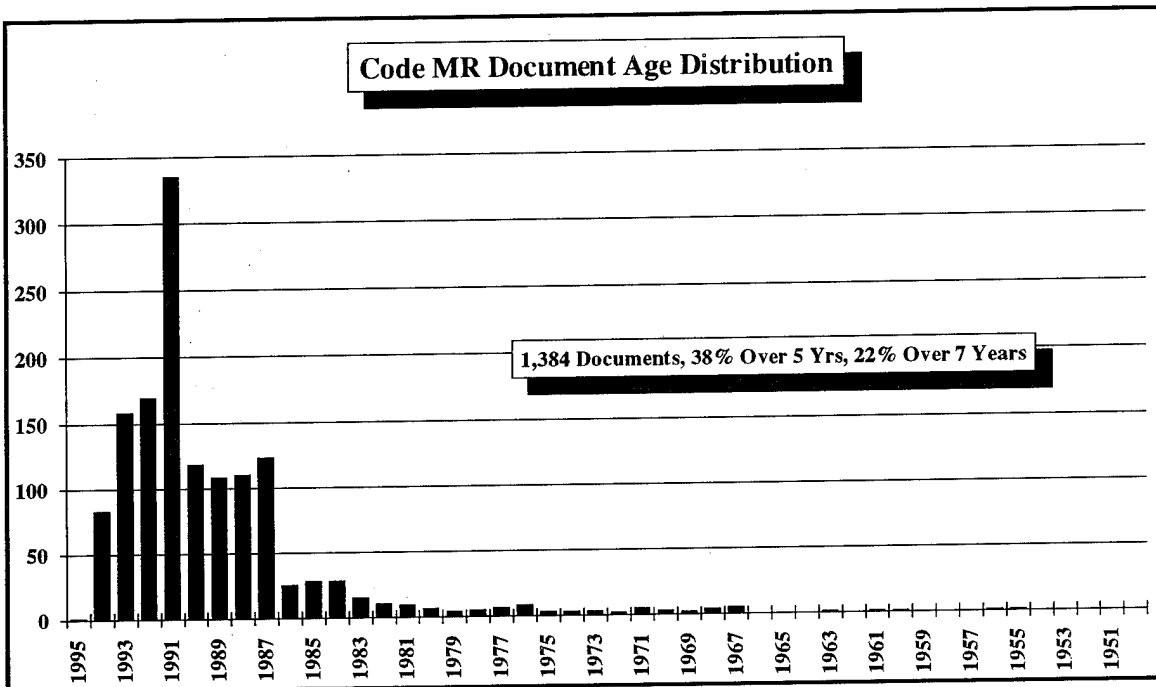
Headquarters, CECOM RDE Center



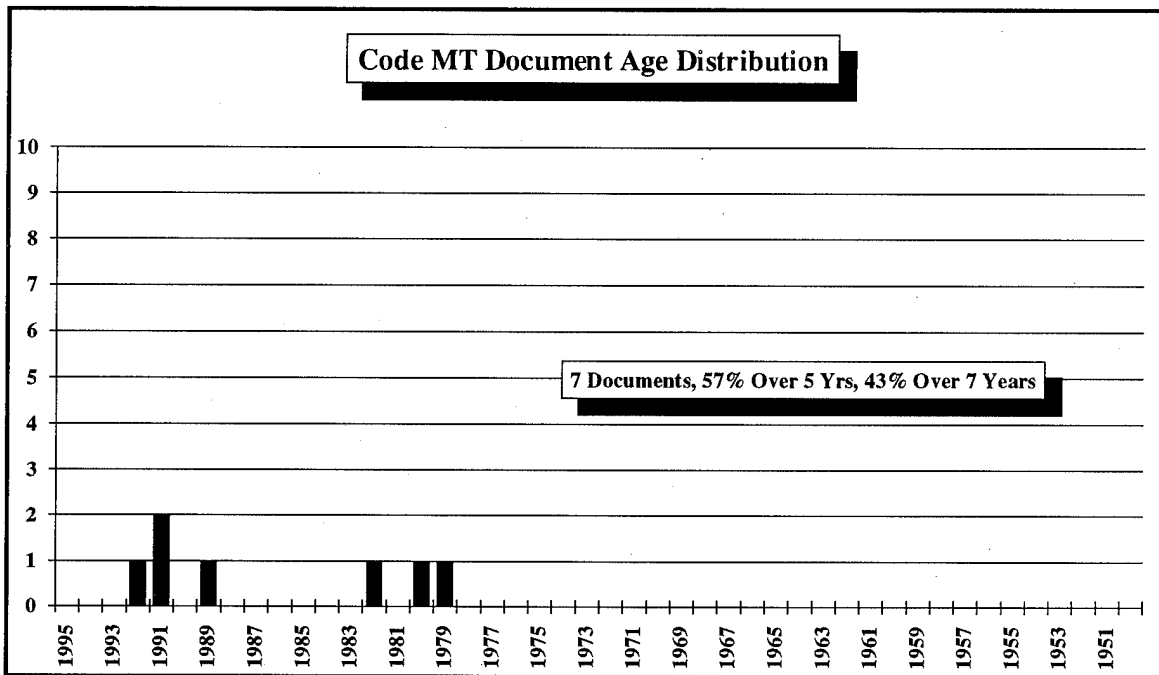
Missile Command



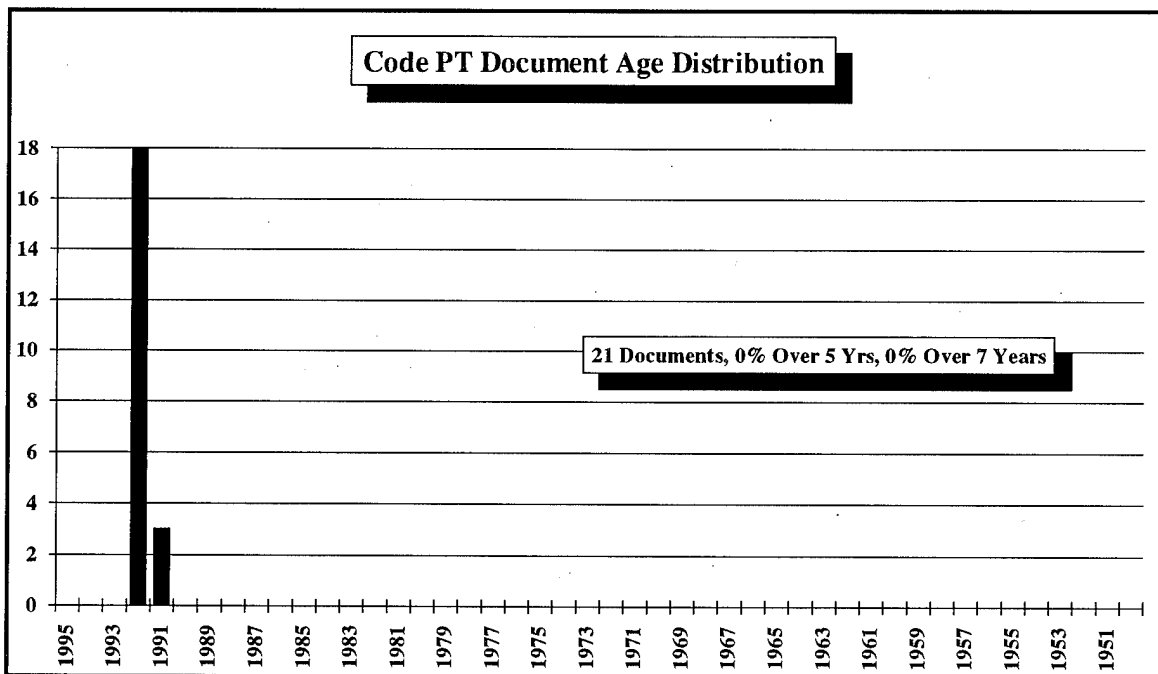
Materials Directorate, Army Research Laboratory



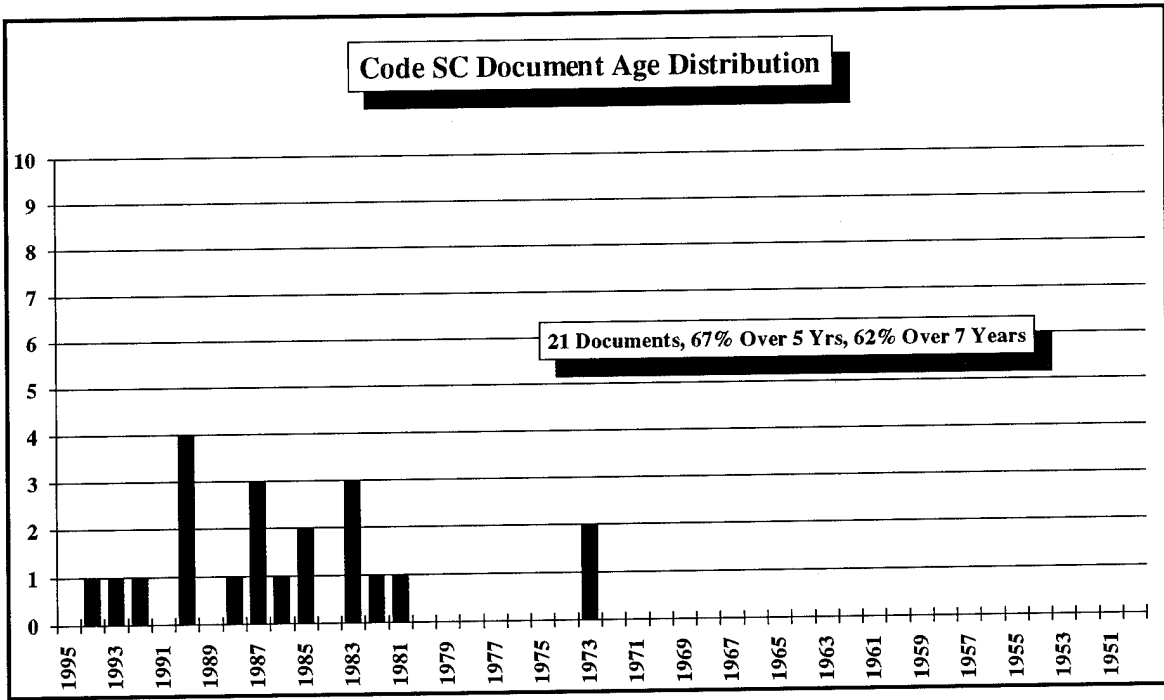
Military Traffic Management Command



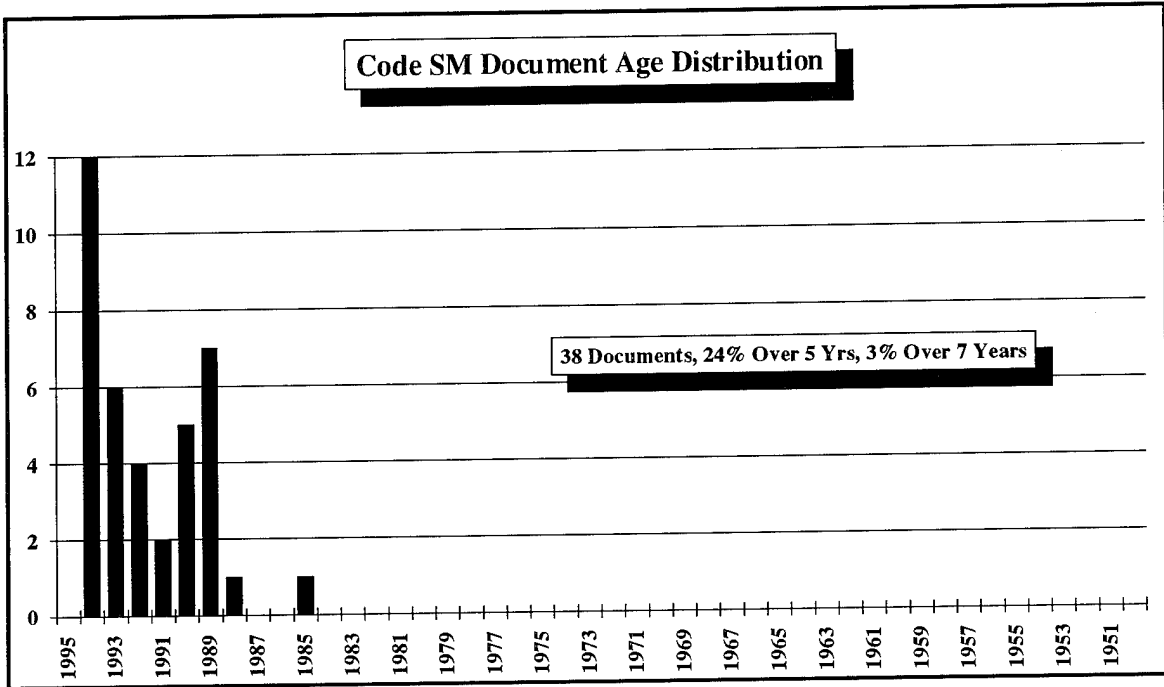
Simulation, Training and Simulation Command



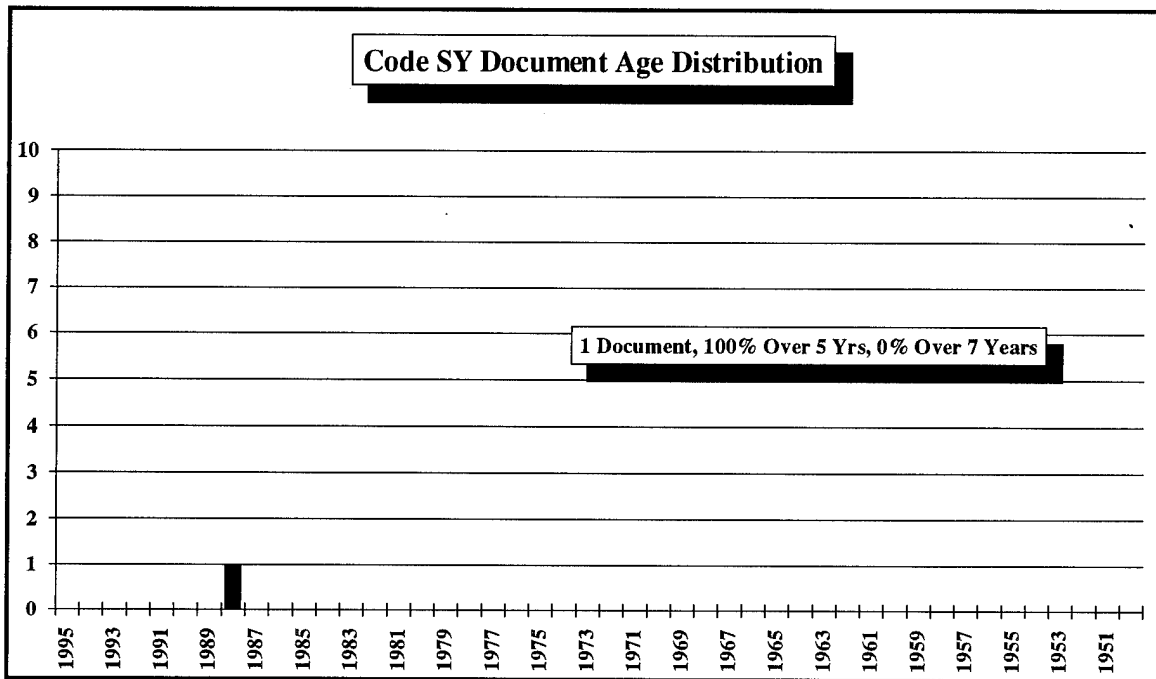
Information Systems Command



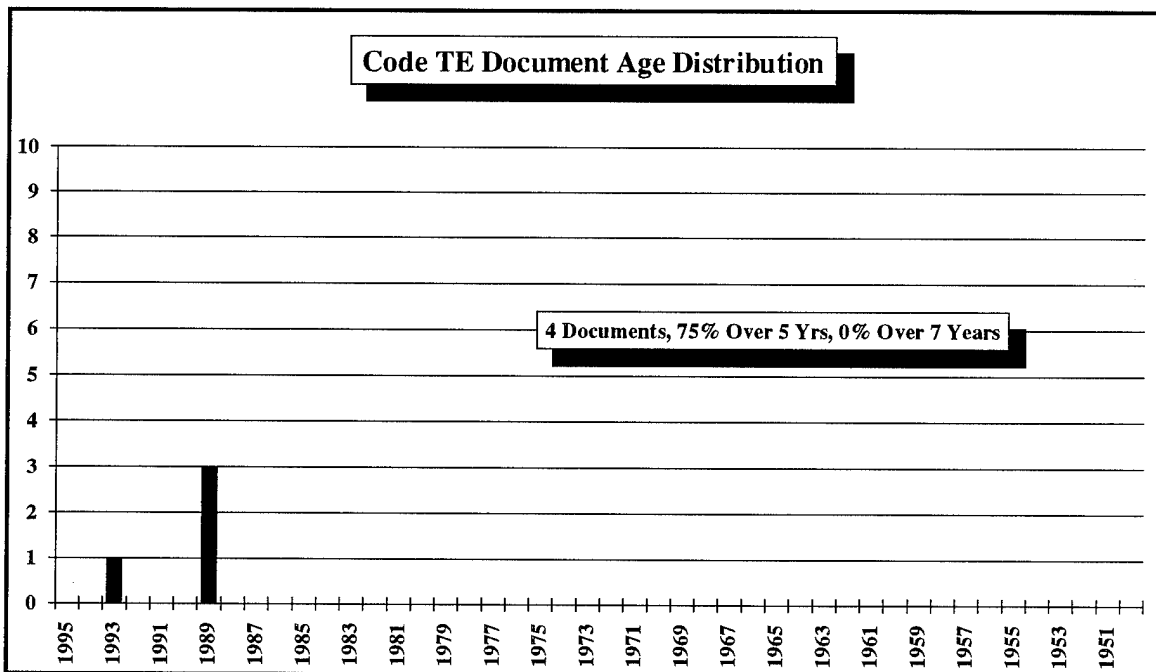
Packaging, Storage and Containerization Center



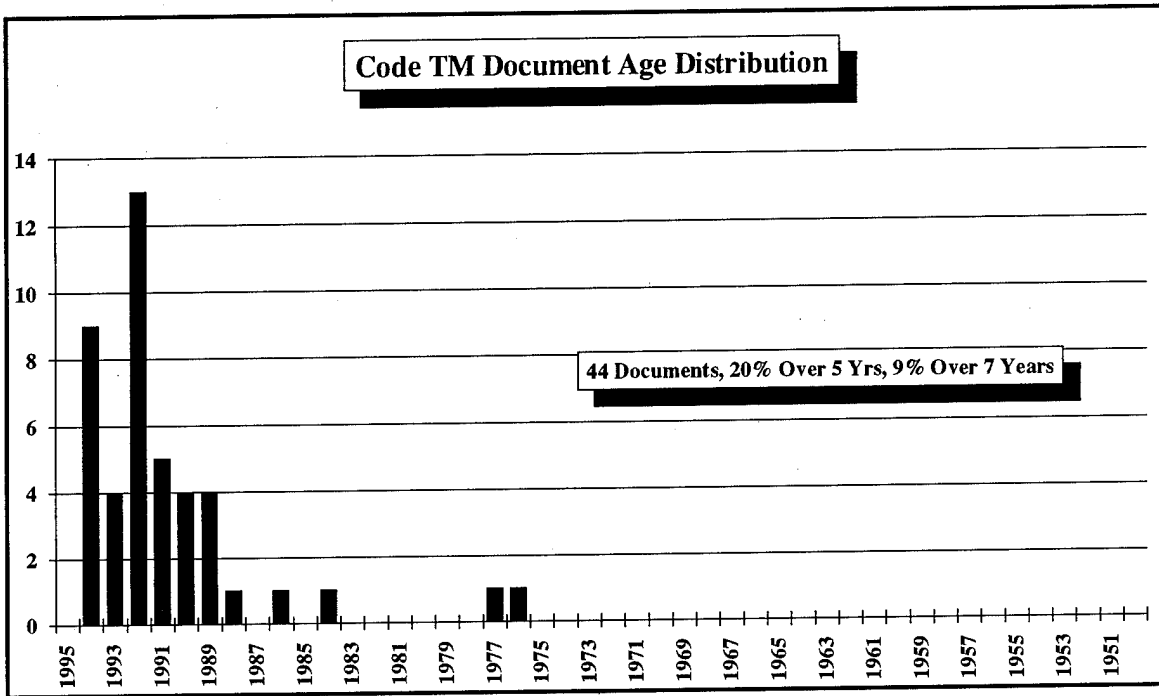
Army Materiel Systems Analysis Activity



Test and Evaluation Command



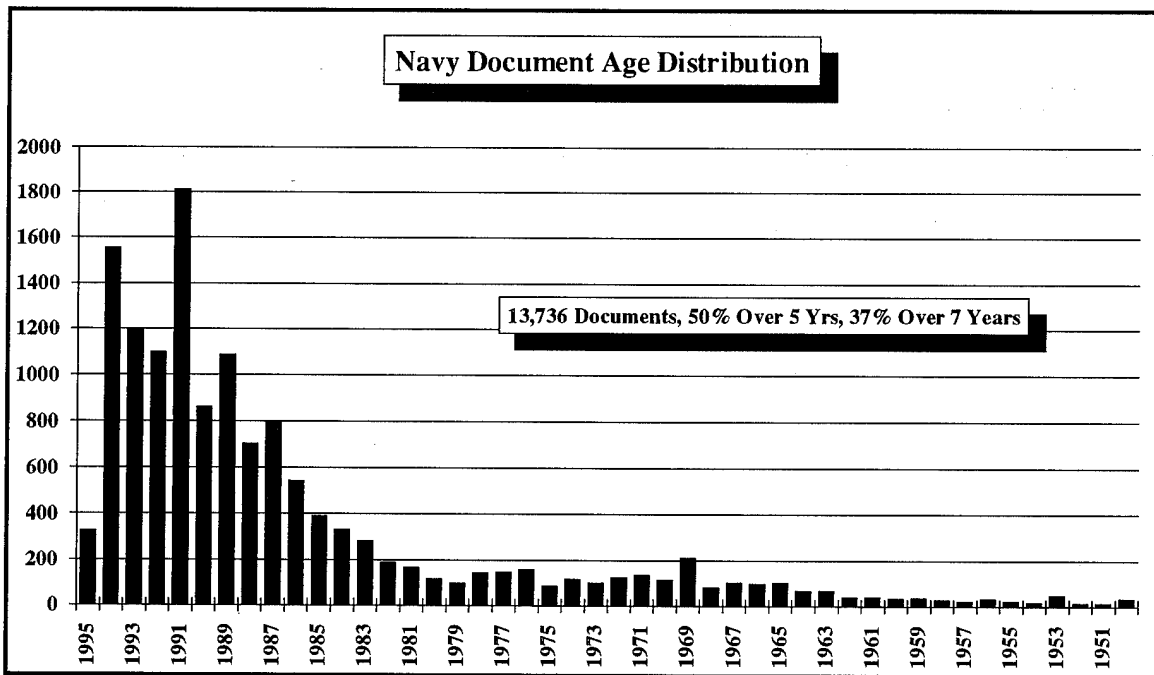
LOGSA, Acquisition Logistics Center



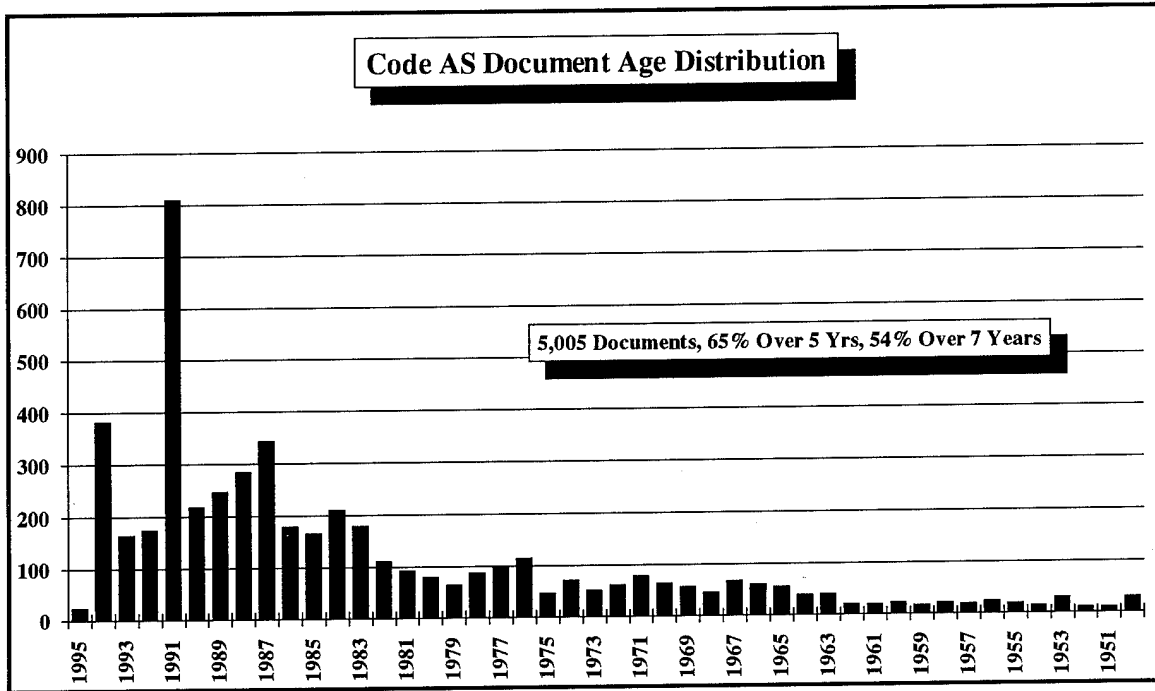


Navy Standardization Documents

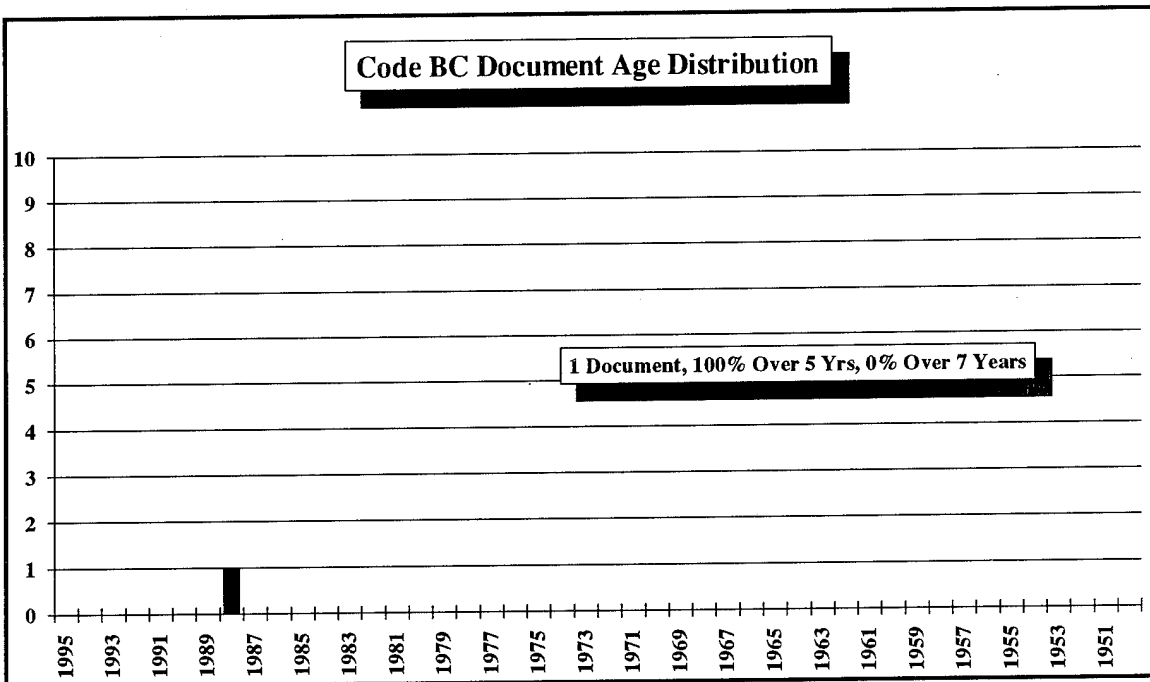
Navy Document Summary



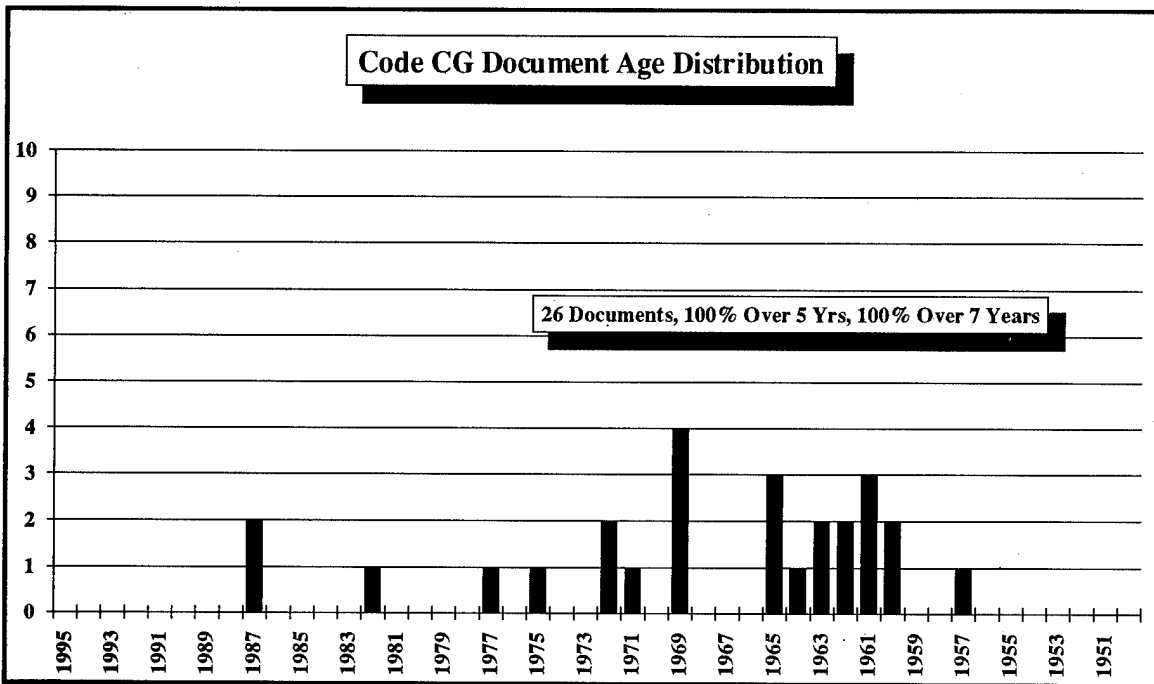
Naval Air Systems Command



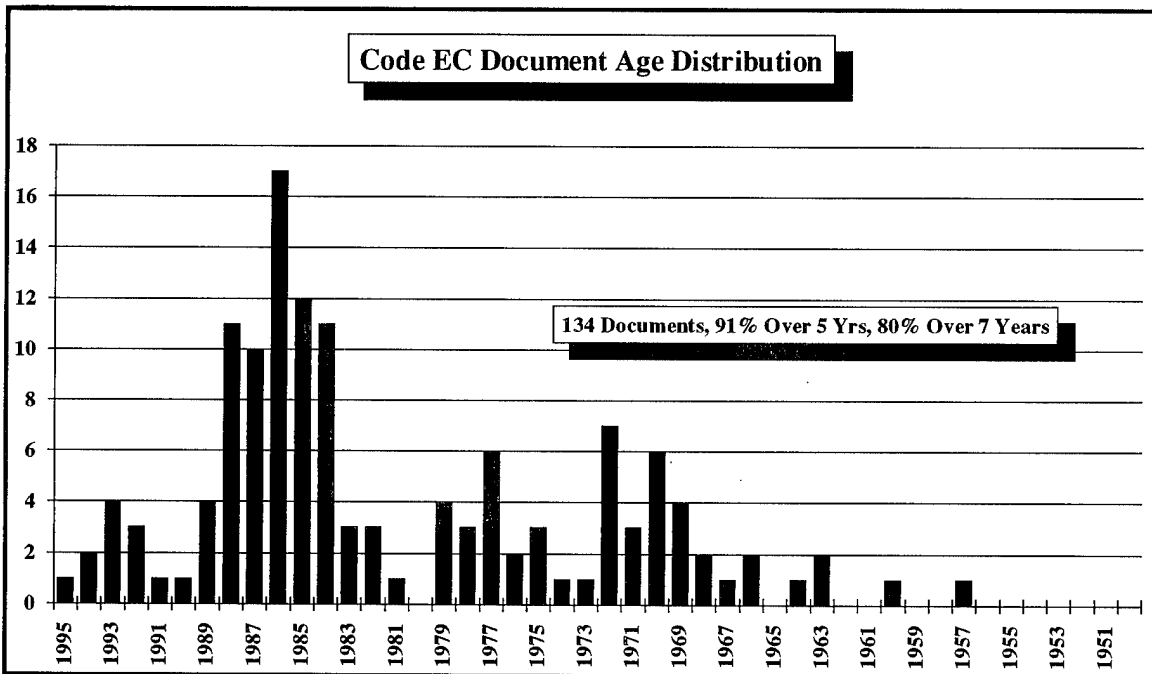
Naval Broadcasting Service



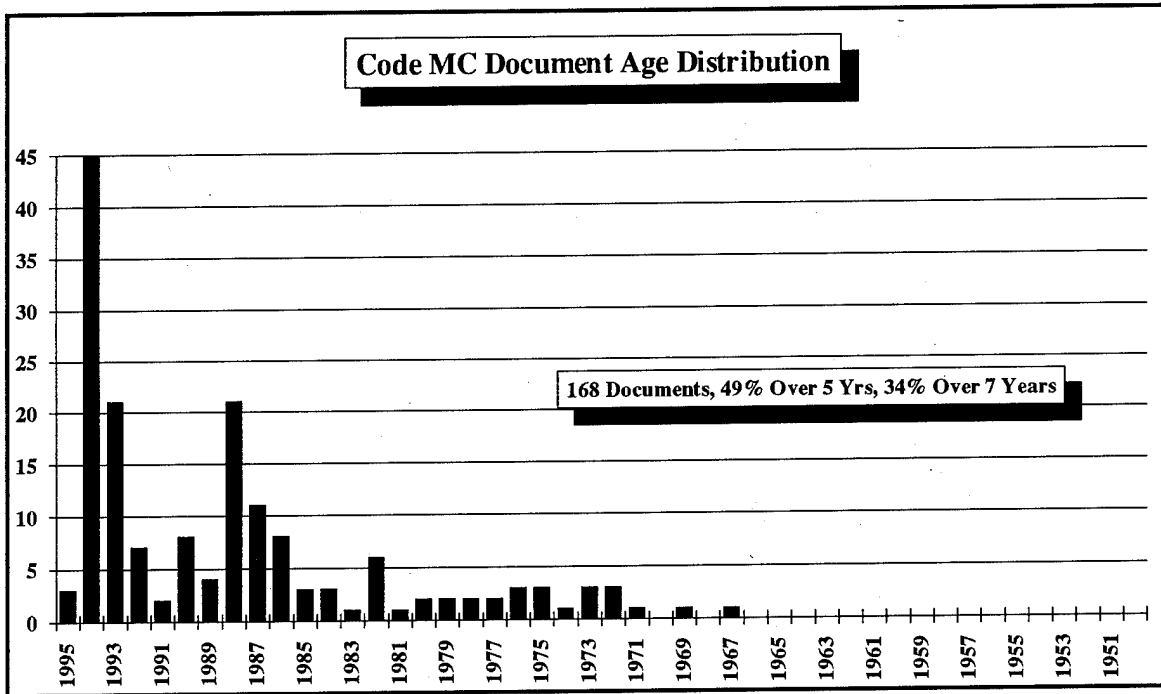
United States Coast Guard



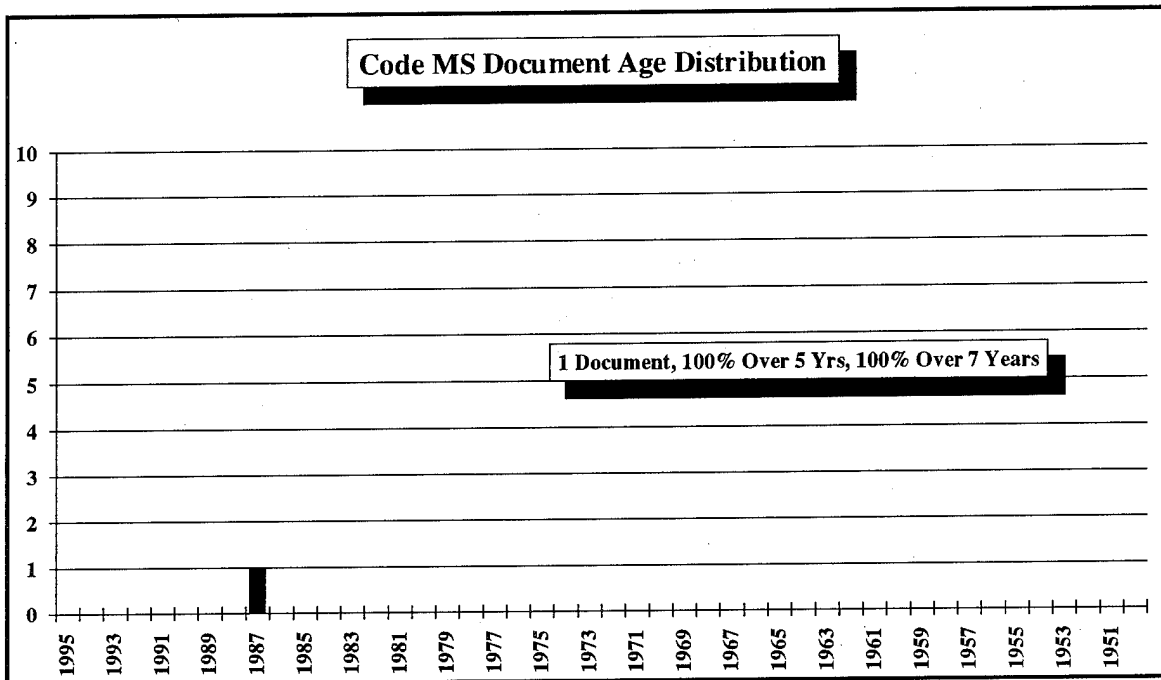
Space and Naval Warfare Systems Command



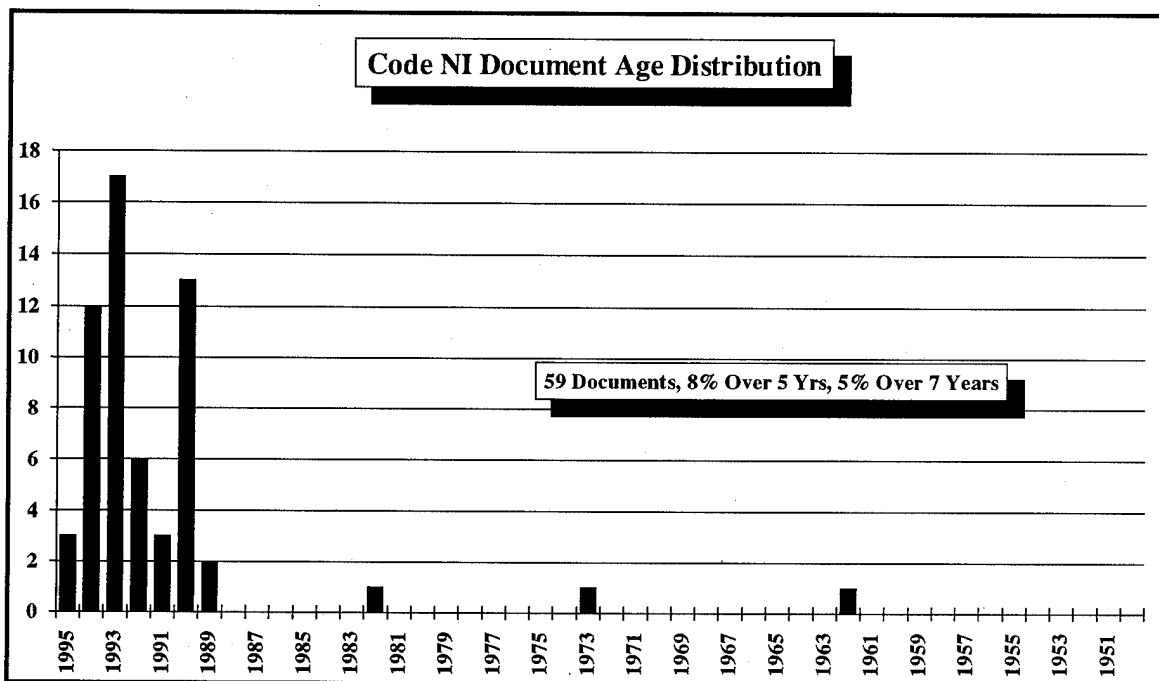
United States Marine Corps



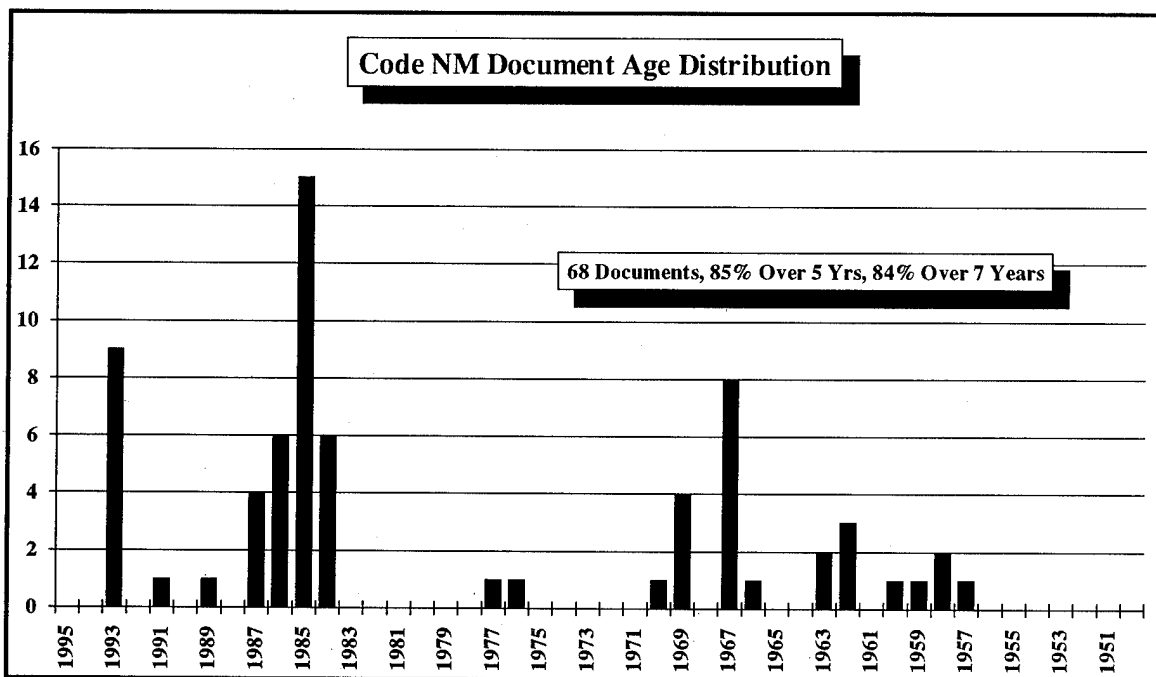
Naval Medical Logistics Command



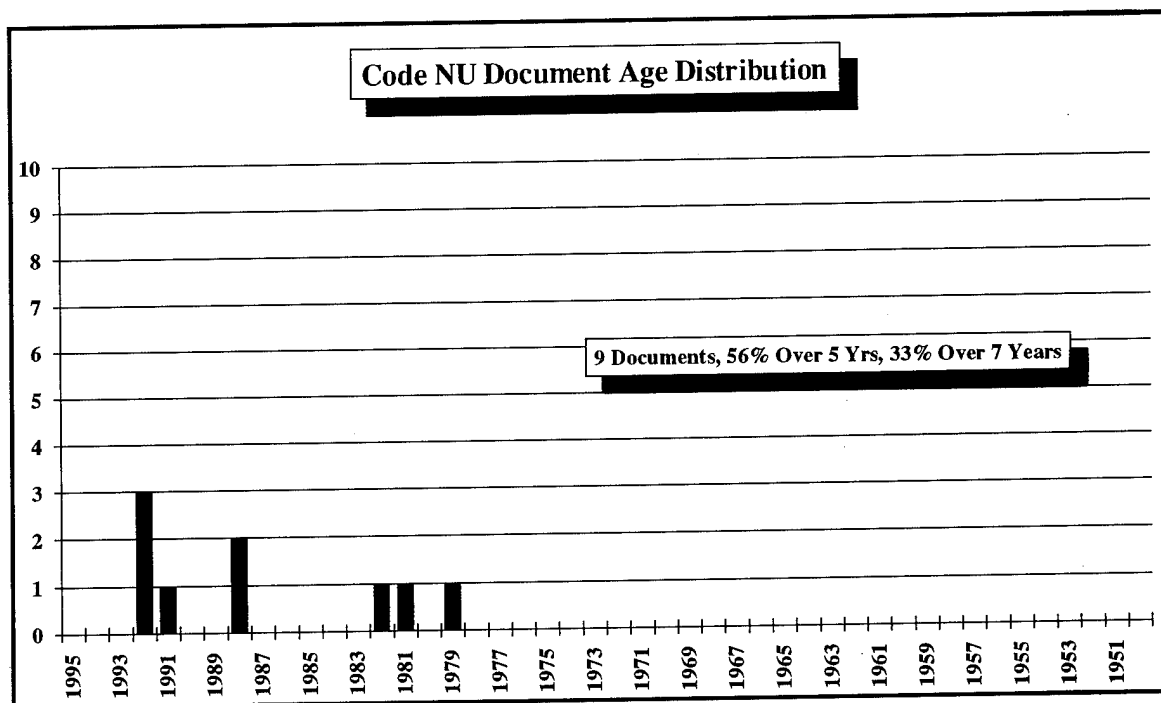
Tactical Doctrine and International Standardization Branch



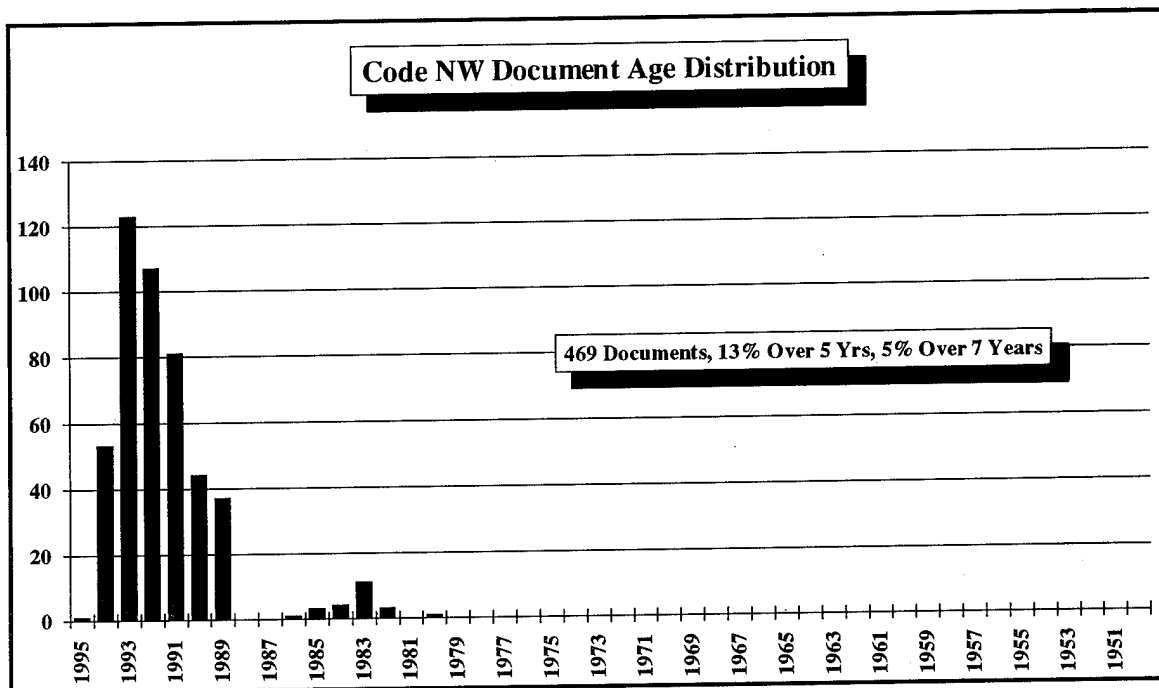
Naval Departmental Standardization Office



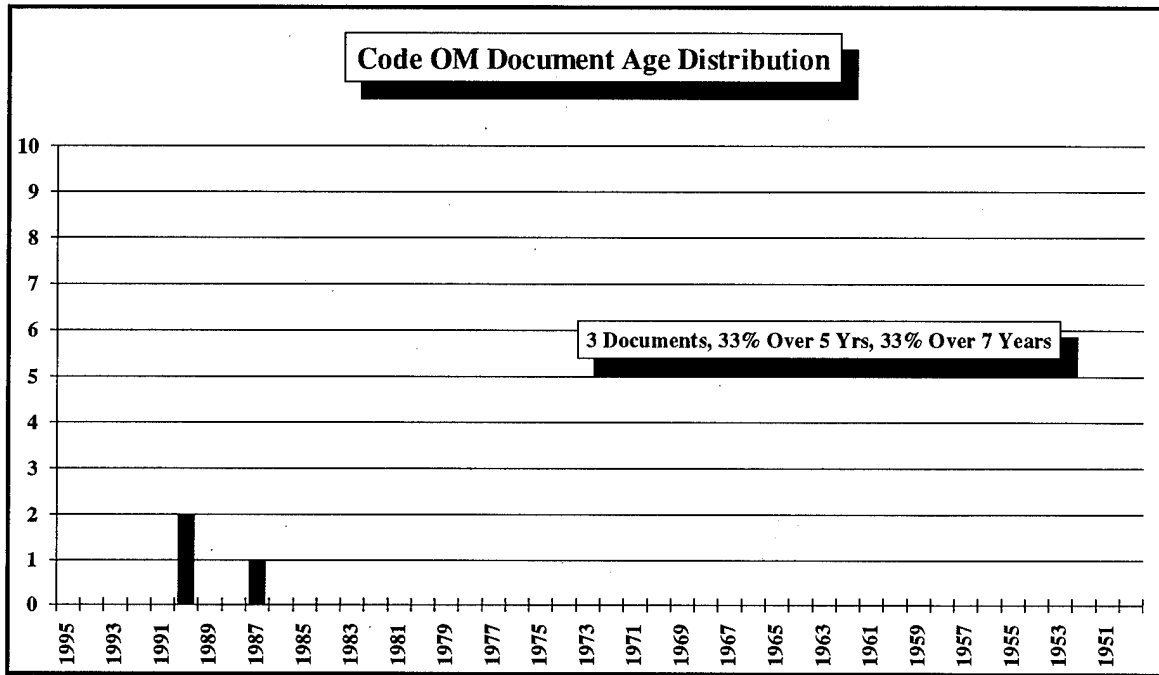
Navy Clothing and Textile Research Facility



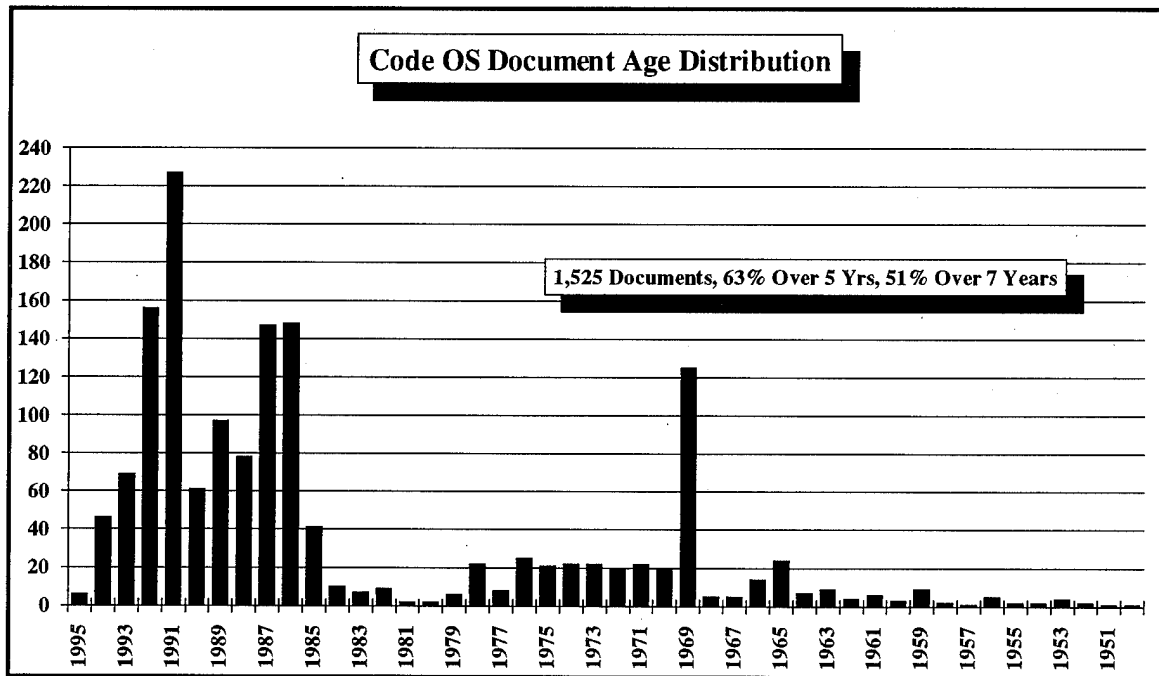
Naval Weapons Support Center



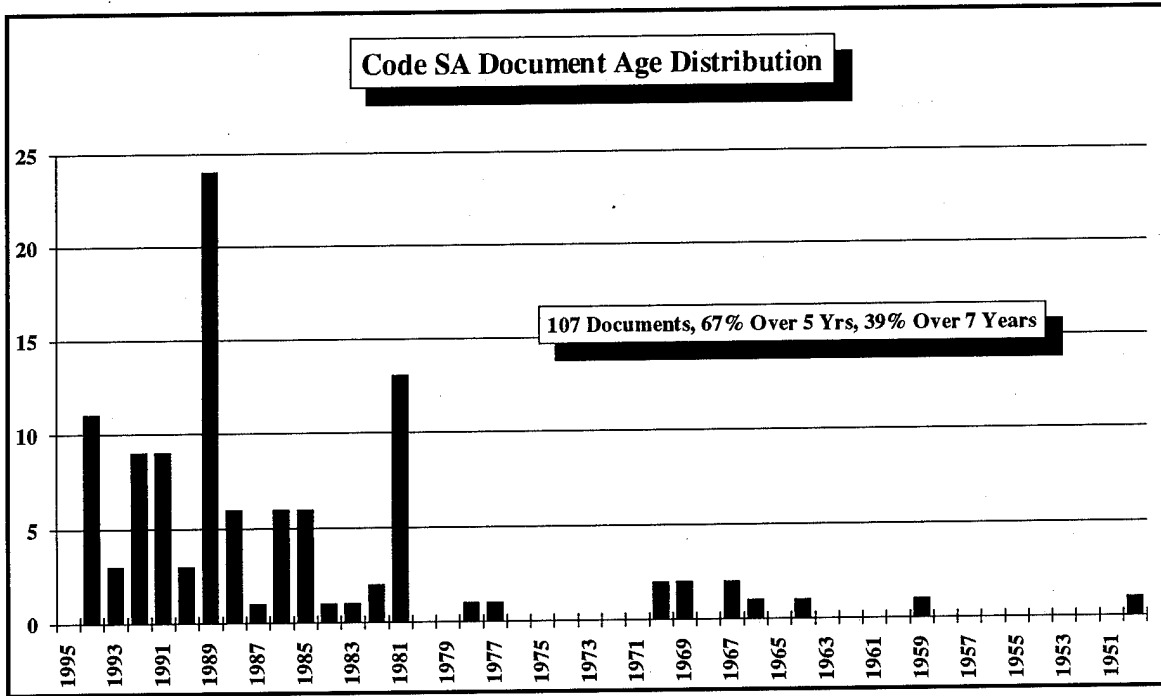
Department of the Navy Information Resources Management



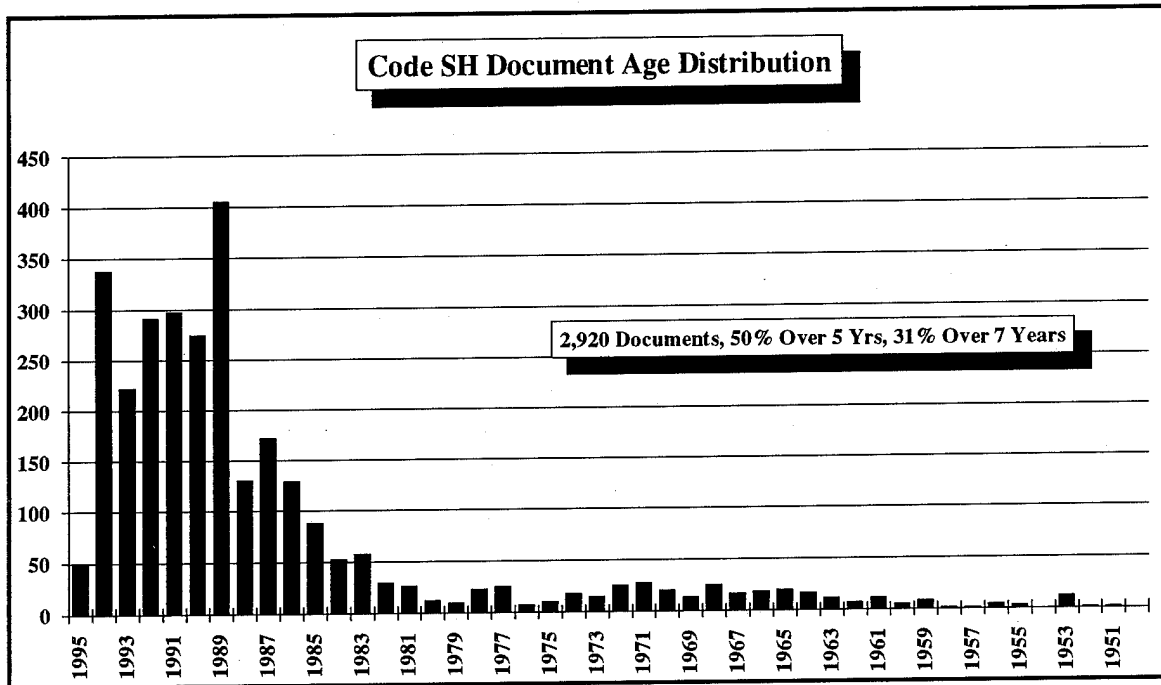
Naval Surface Warfare Center



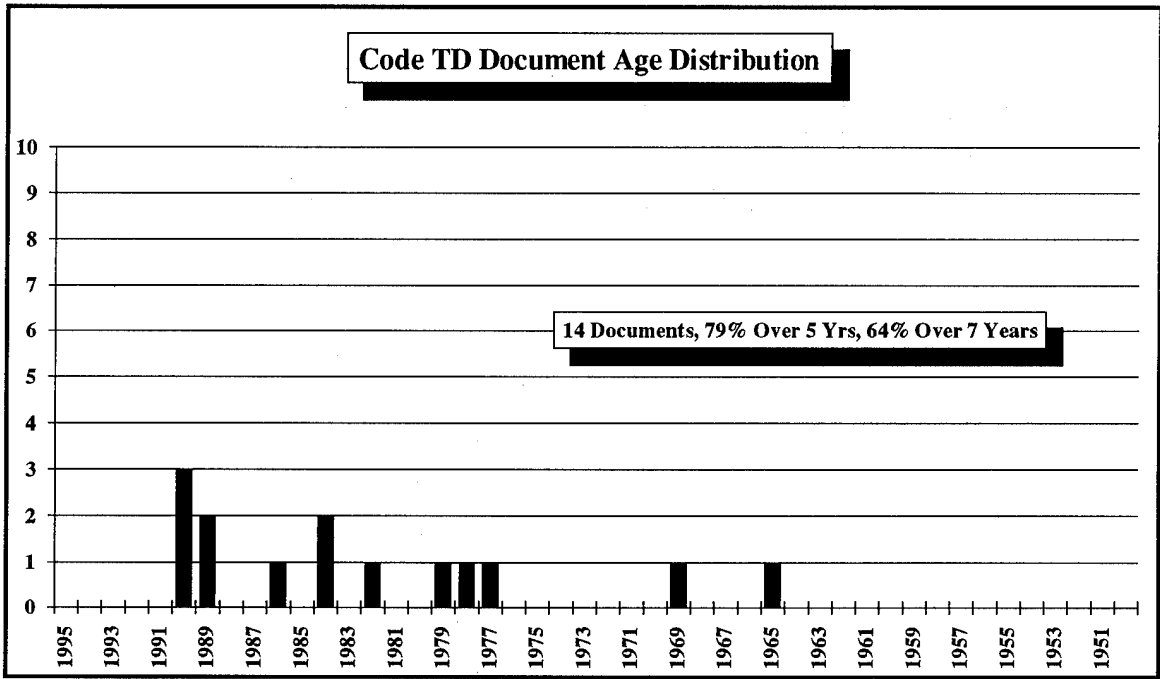
Naval Supply Systems Command



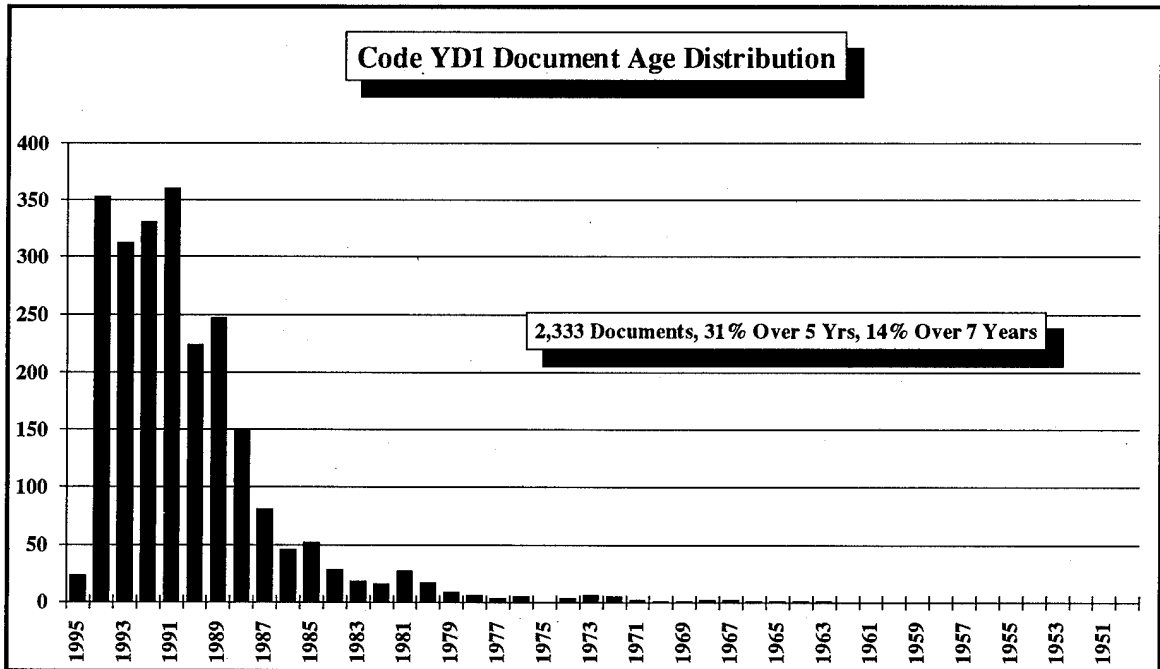
Naval Sea Systems Command



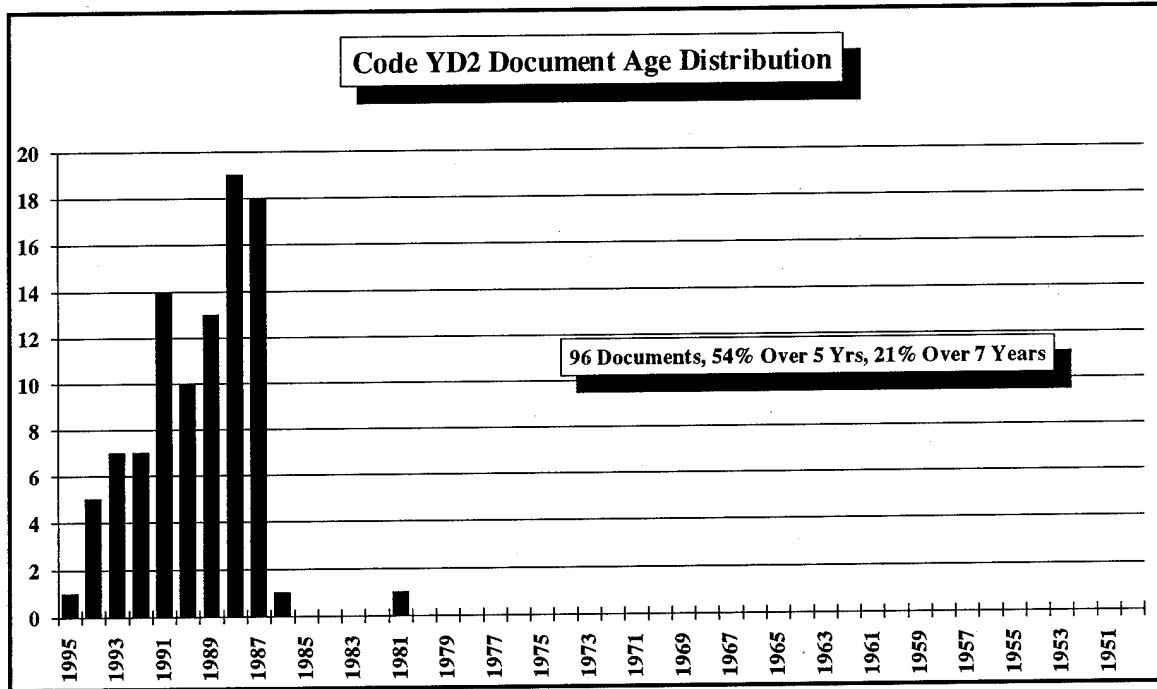
Naval Training Systems Center



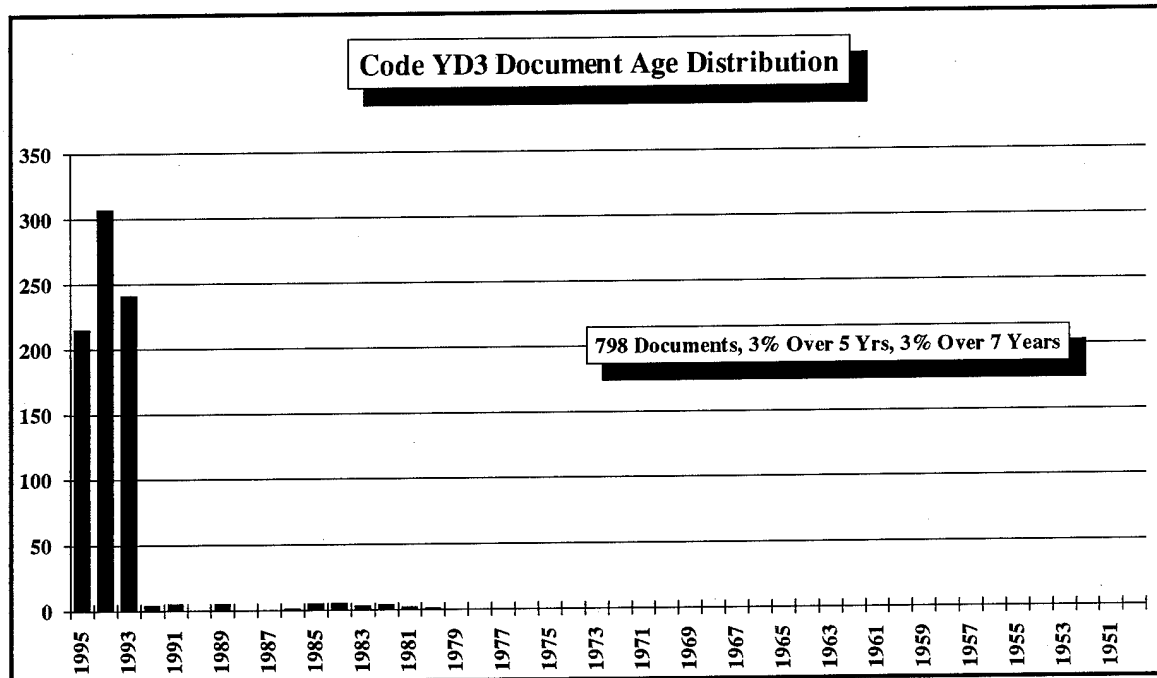
Navy Construction Battalion Center



Naval Facilities Engineering Command



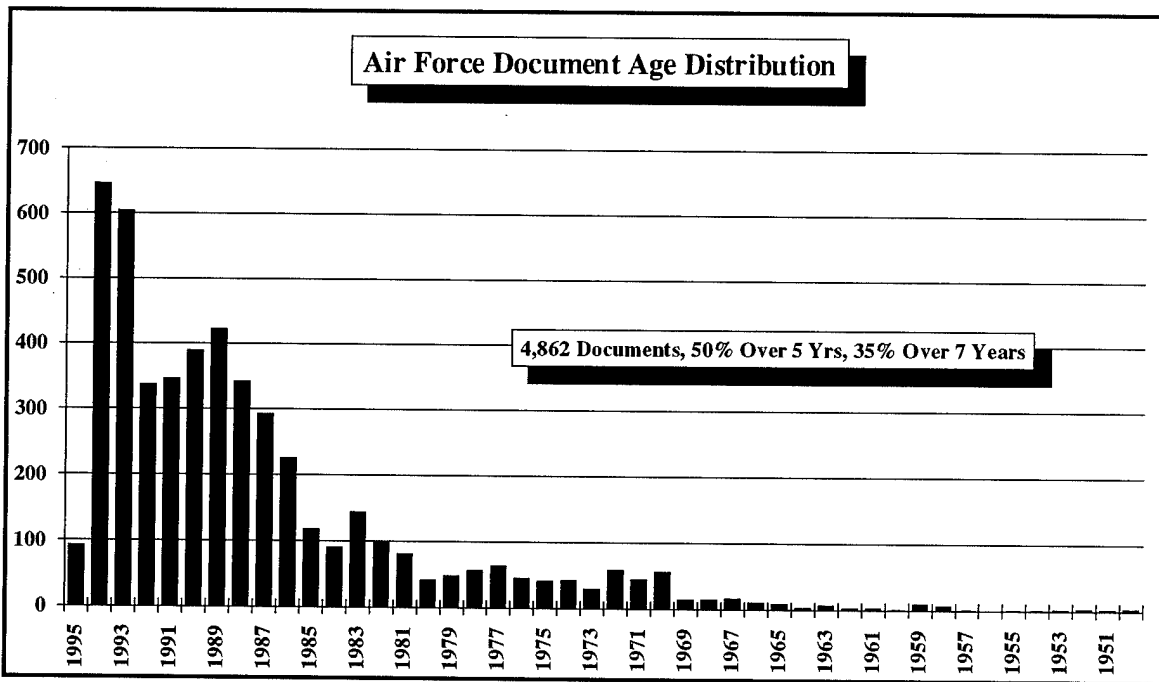
Naval Construction Battalion Center



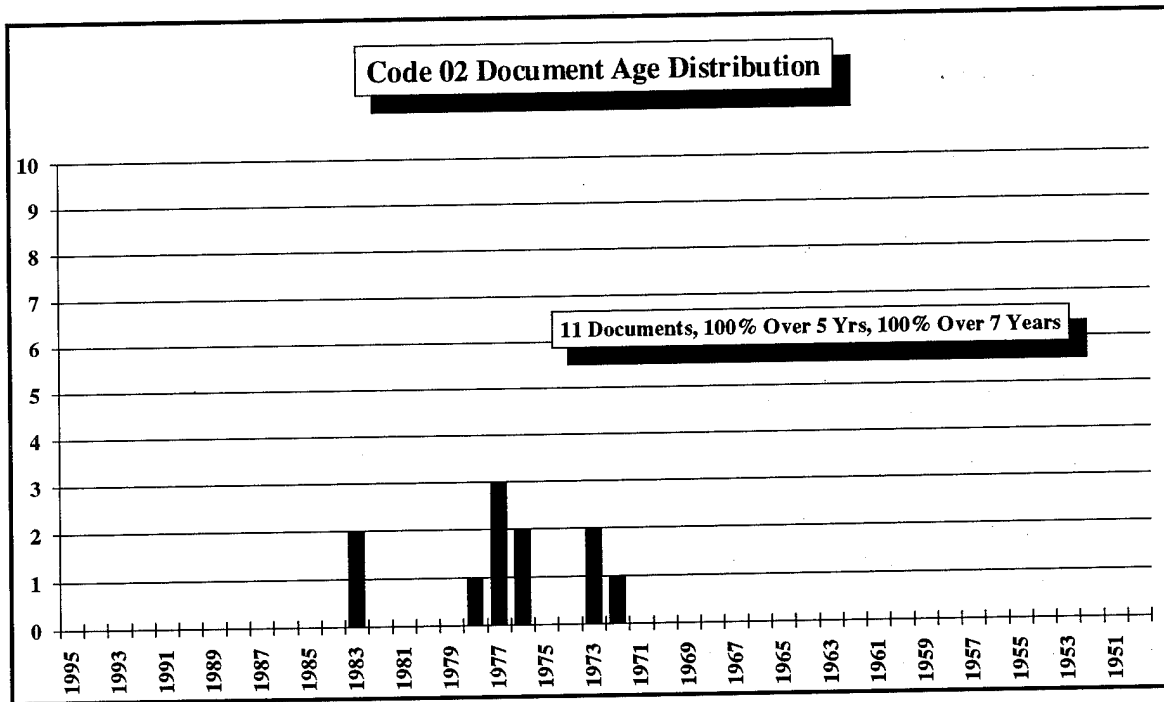


Air Force Standardization Documents

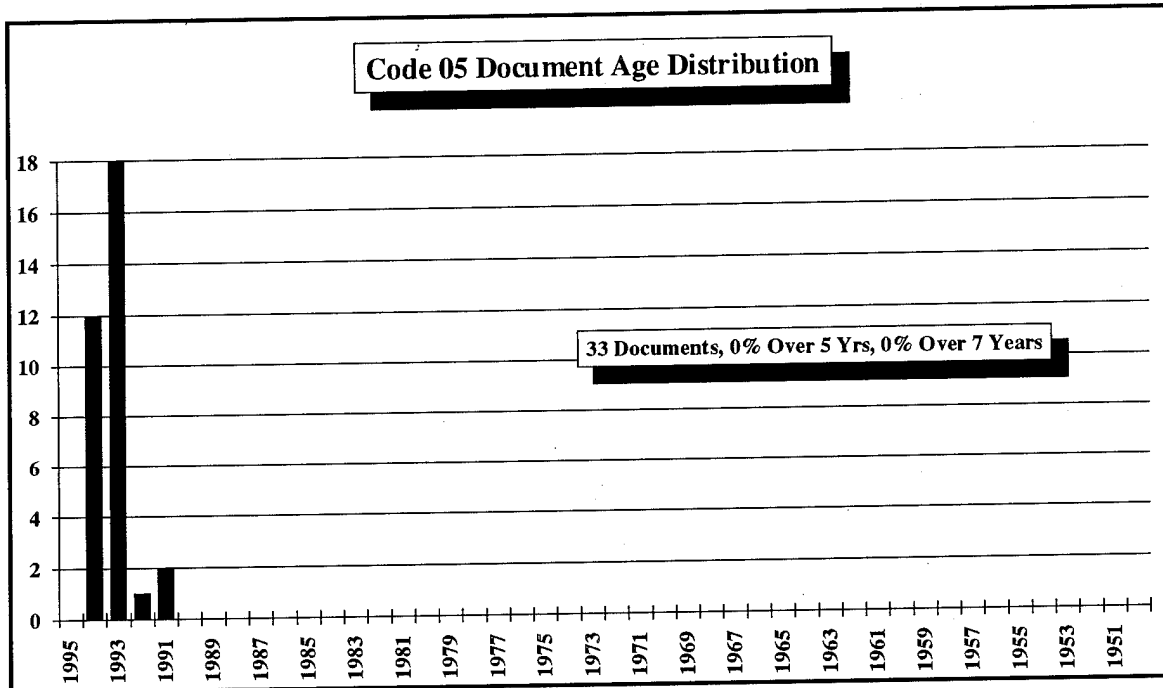
Air Force Document Summary



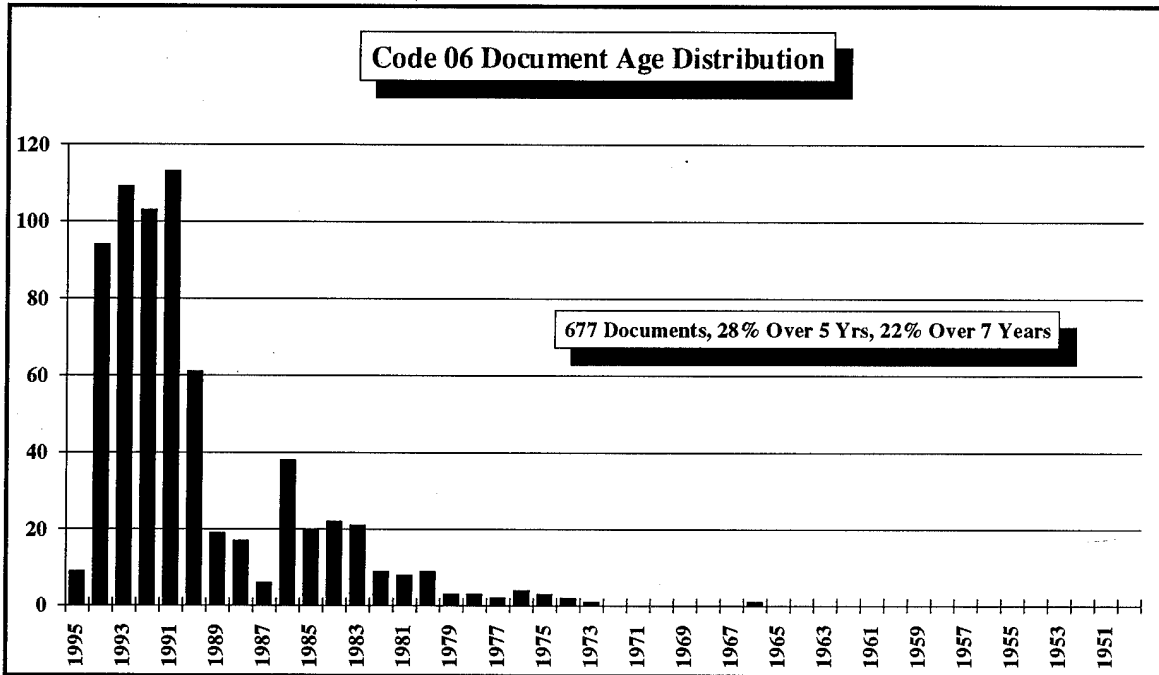
Command, Control, Communications and Computers



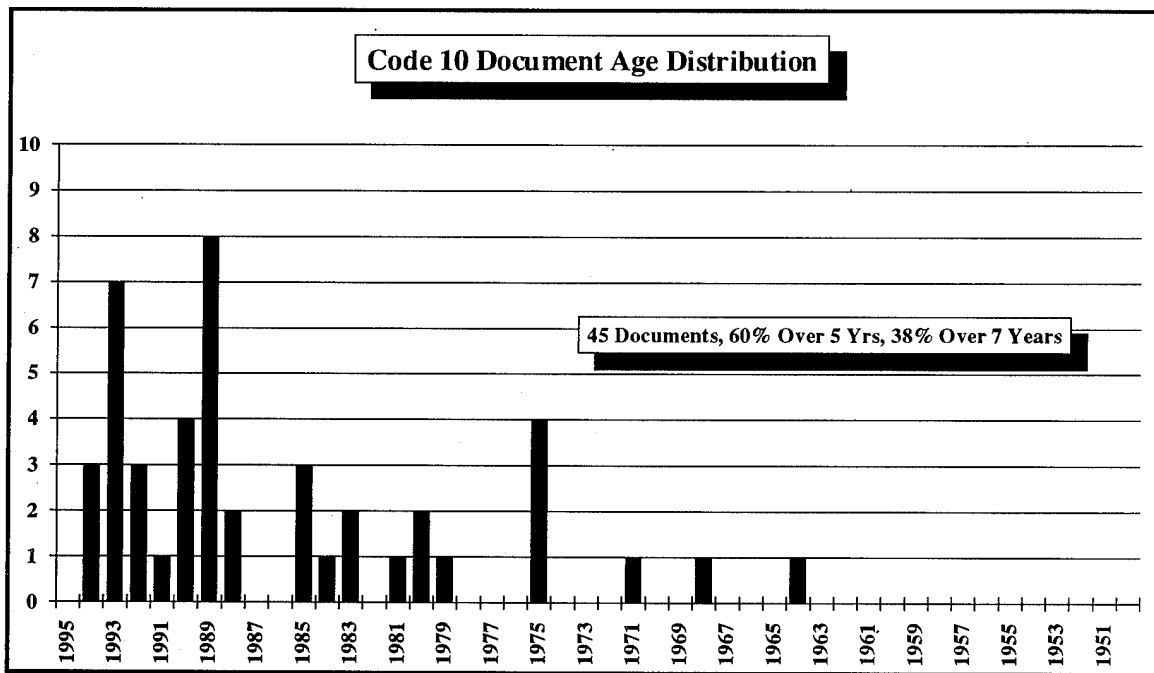
Management Policy and Program Integration



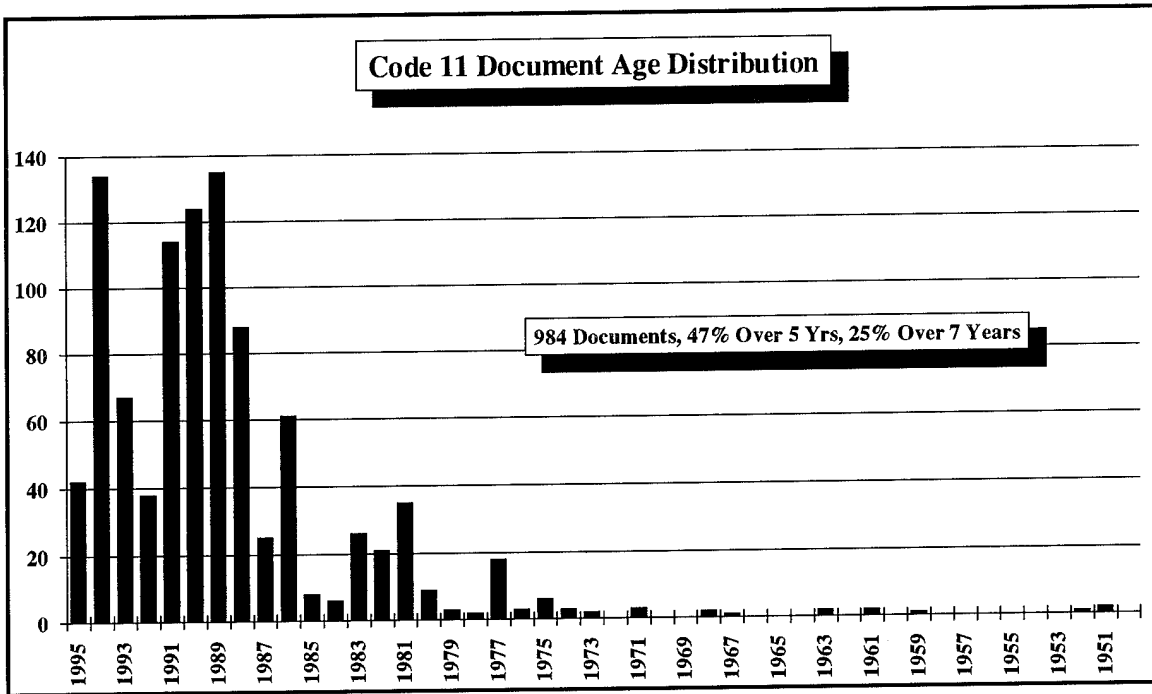
International Standardization Office



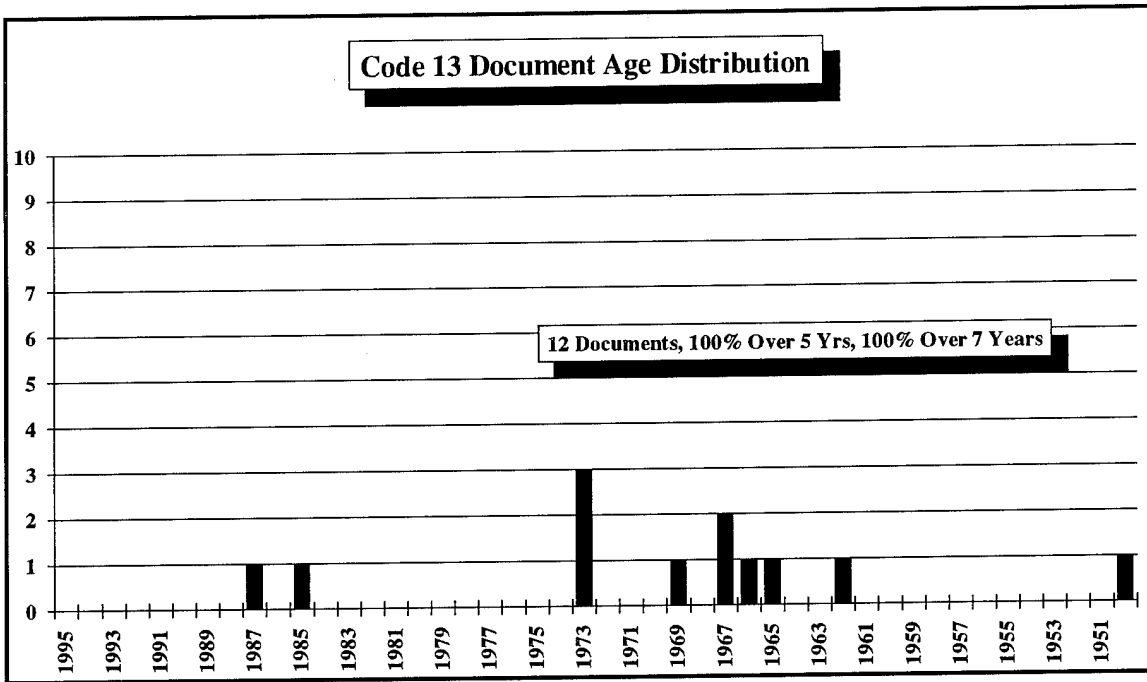
AF Standards Improvement Office



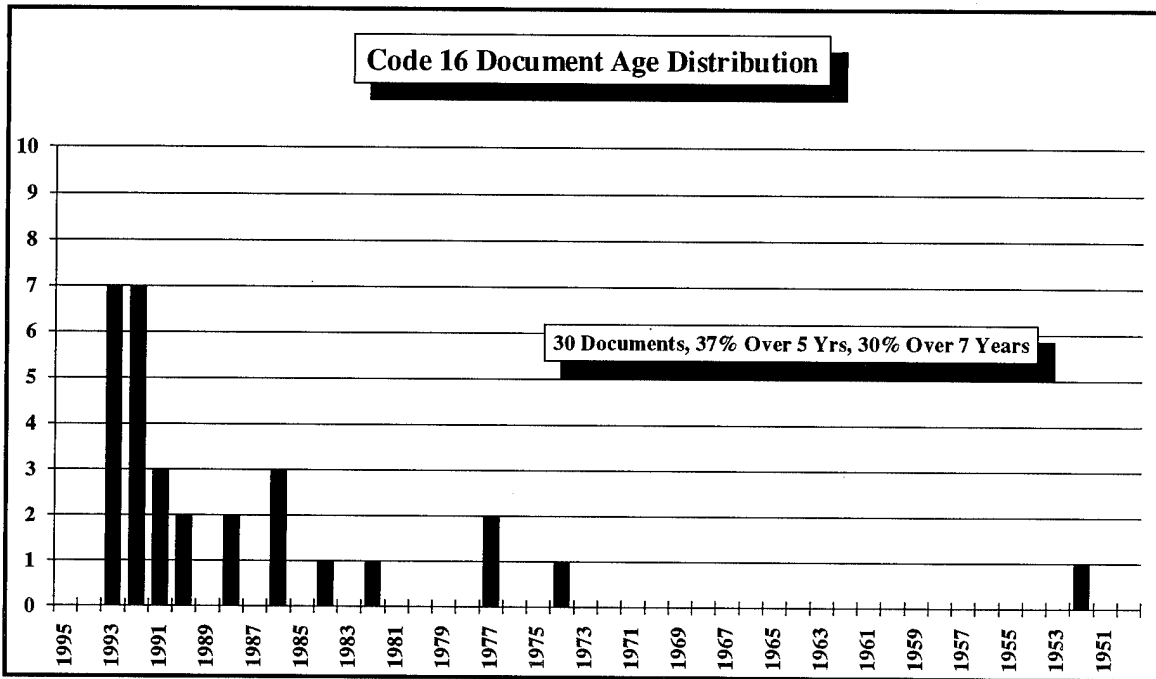
Aeronautical Systems Center



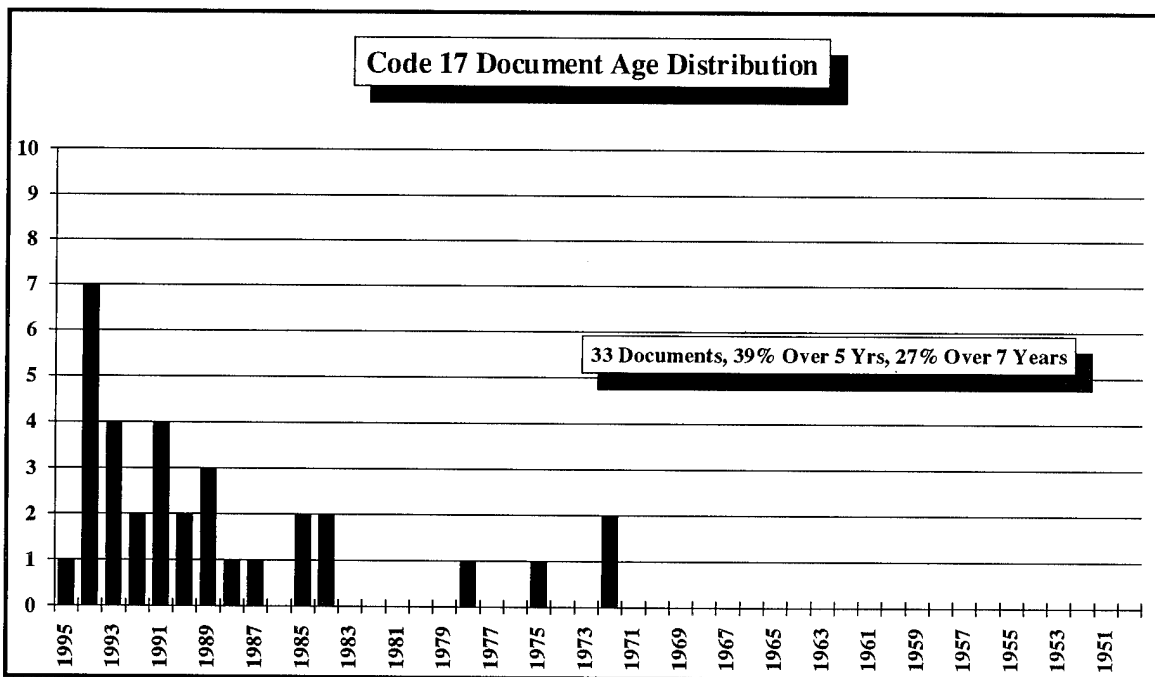
Electronic Systems Center



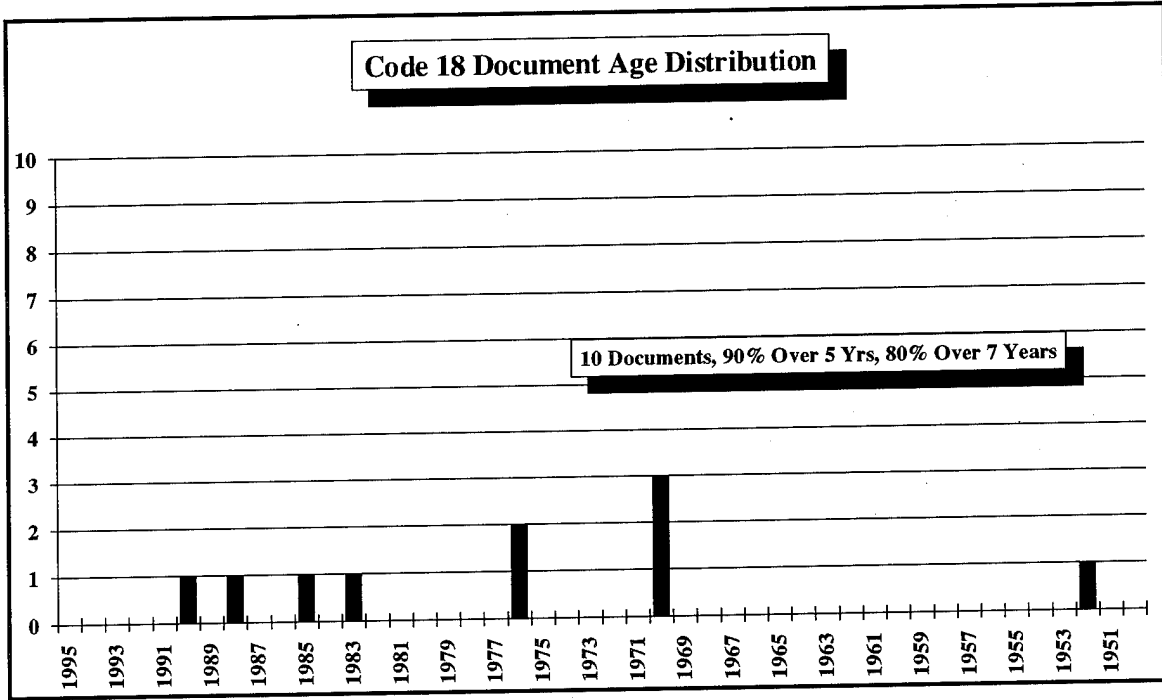
Continuous Acquisition and Life-Cycle Support Program Office



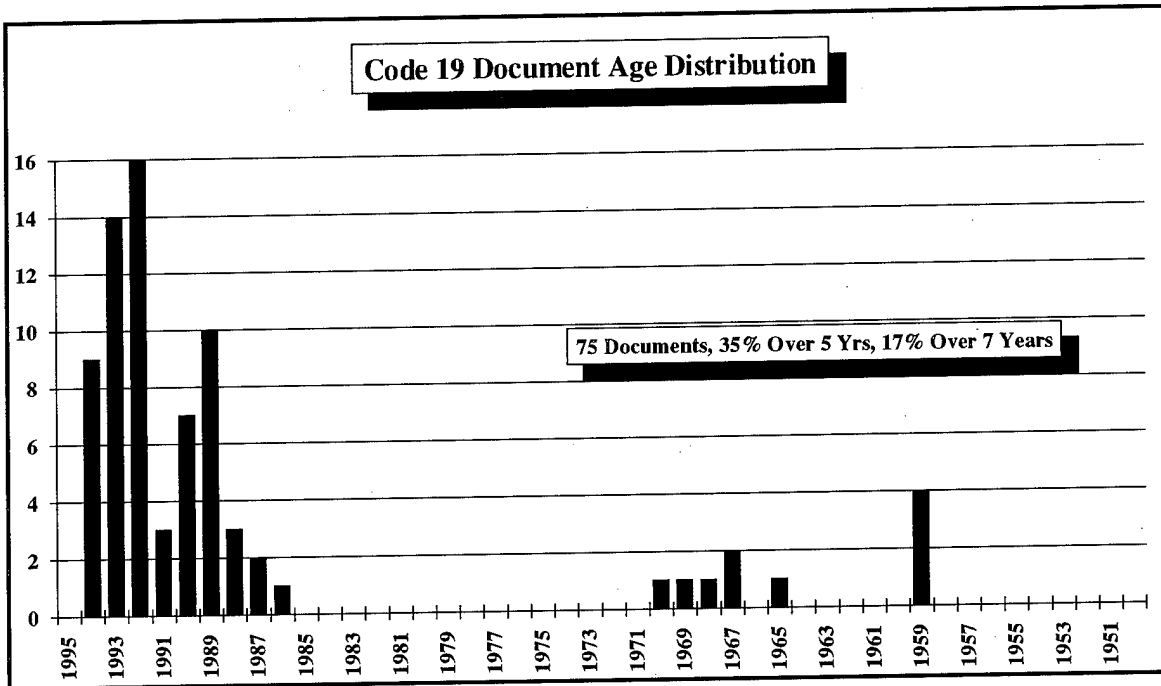
Rome Laboratory



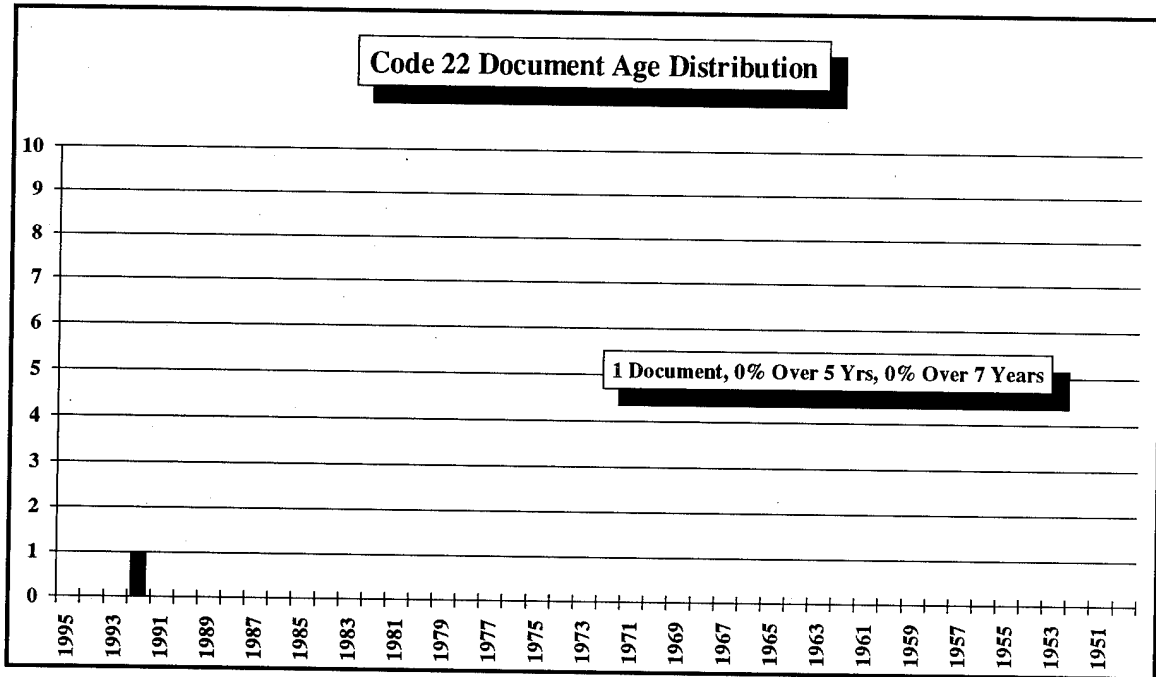
Munition Systems Division



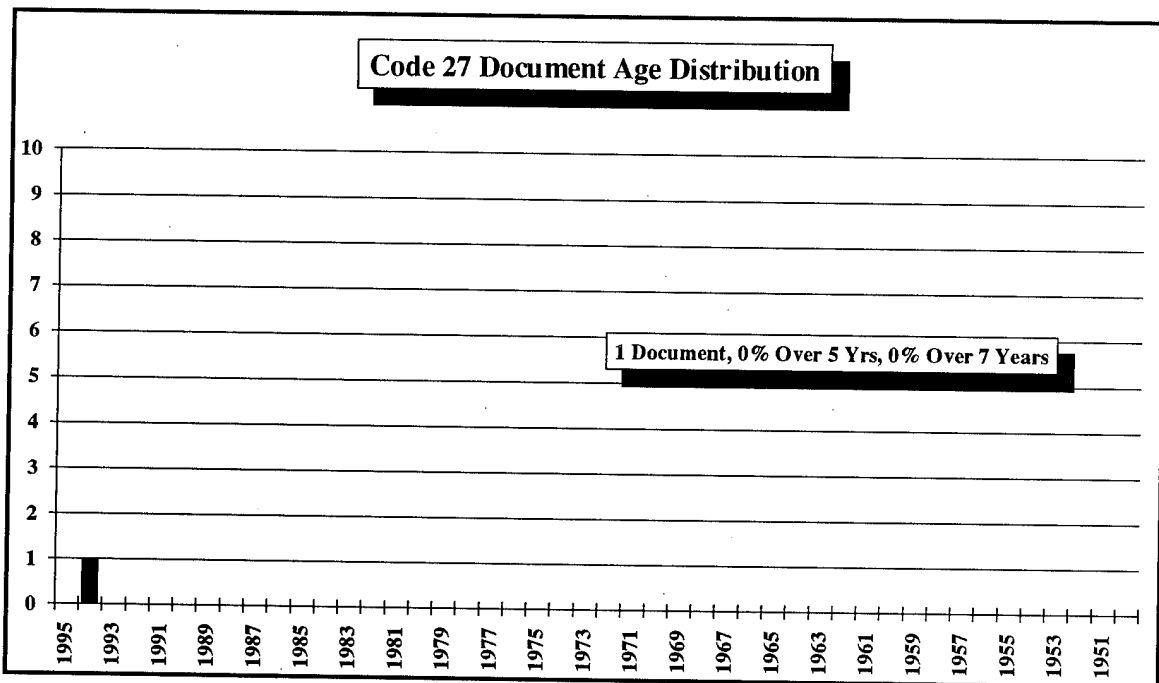
Space and Missile Systems Center



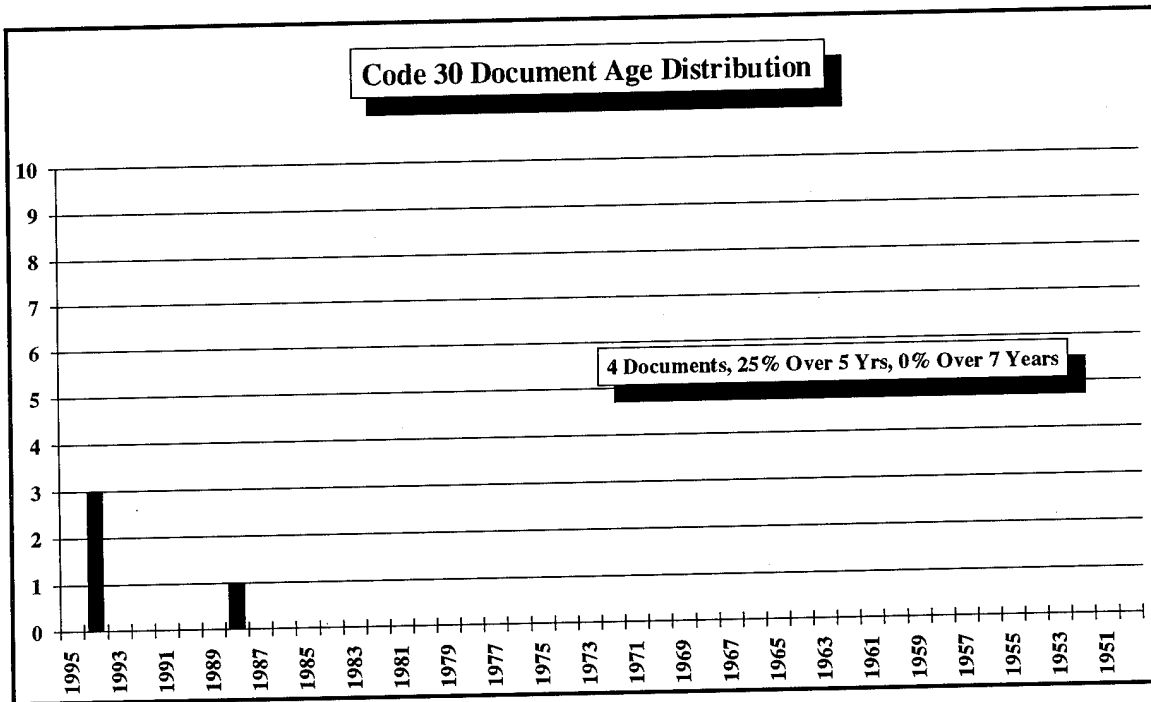
AF Seek Eagle Office



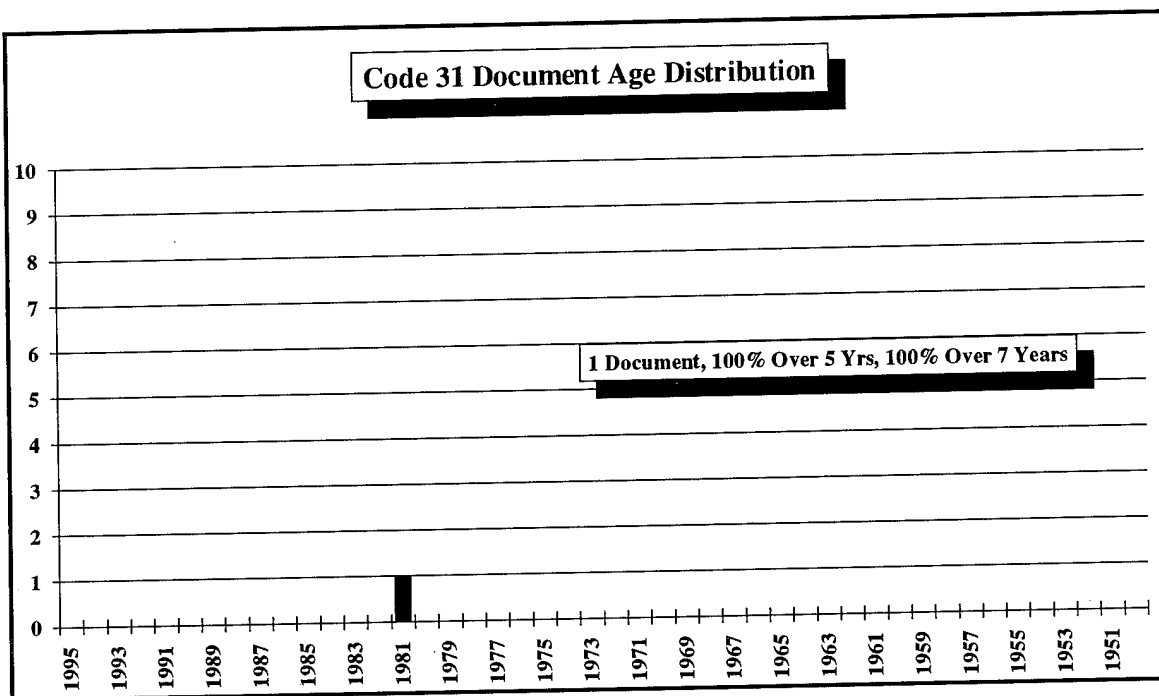
Nuclear Weapons Integration Division



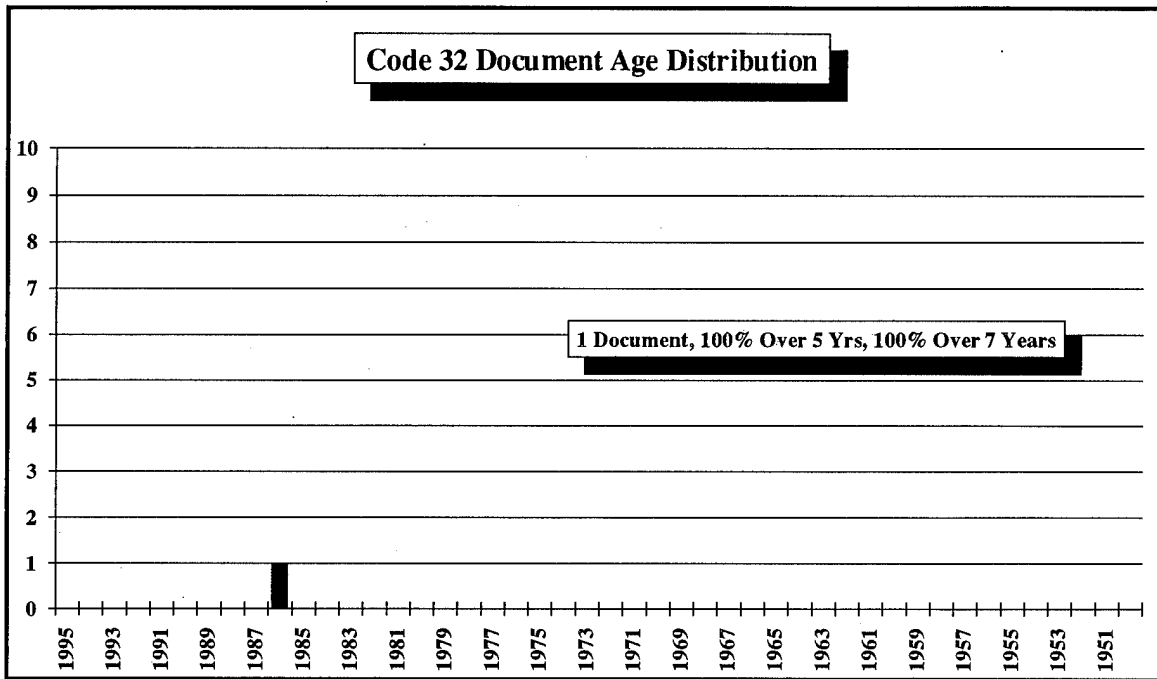
Aerospace Guidance and Metrology Center



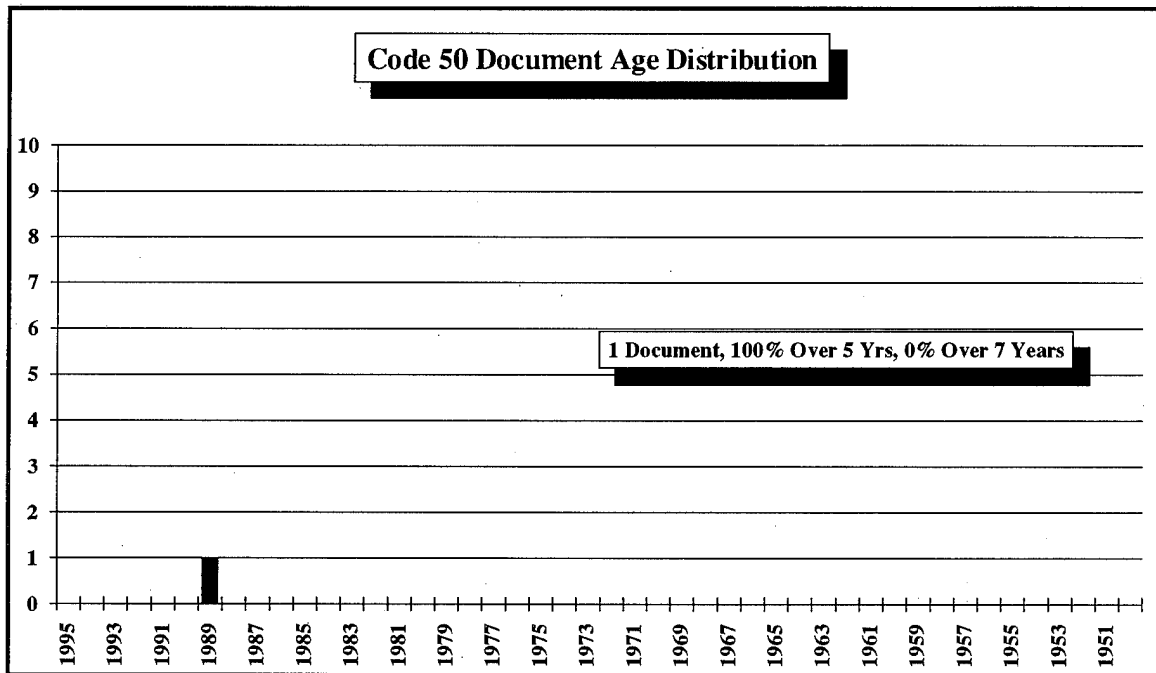
Human System Program Division Engineering Division



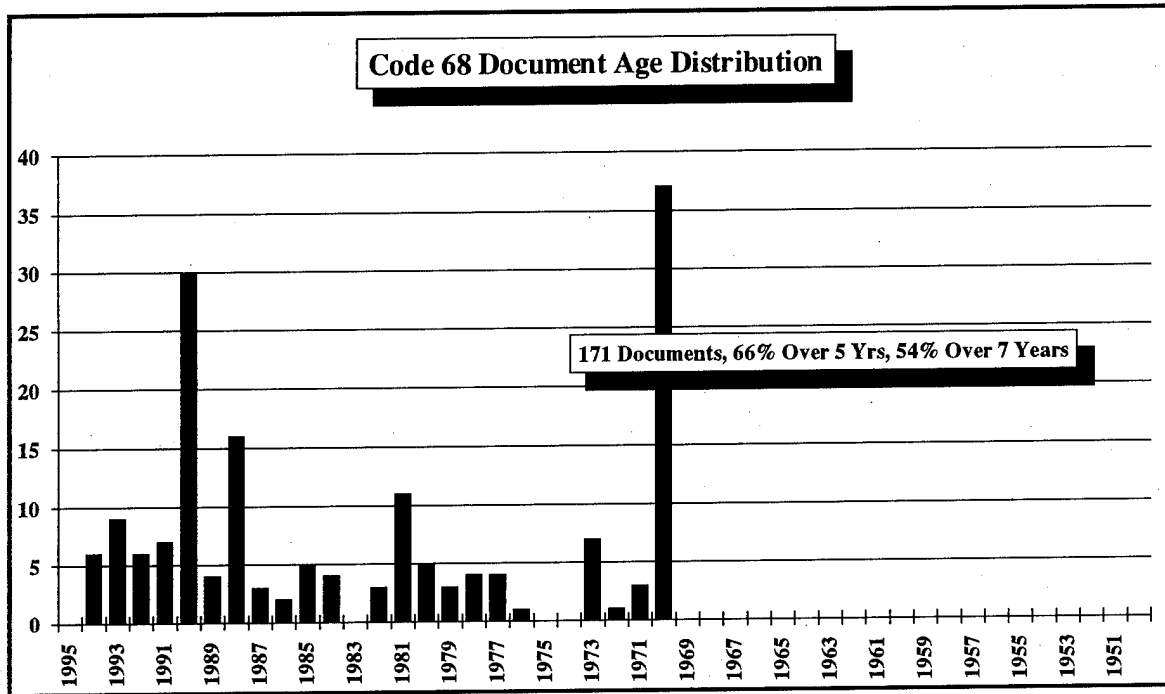
Human System Program Office Clothing Branch



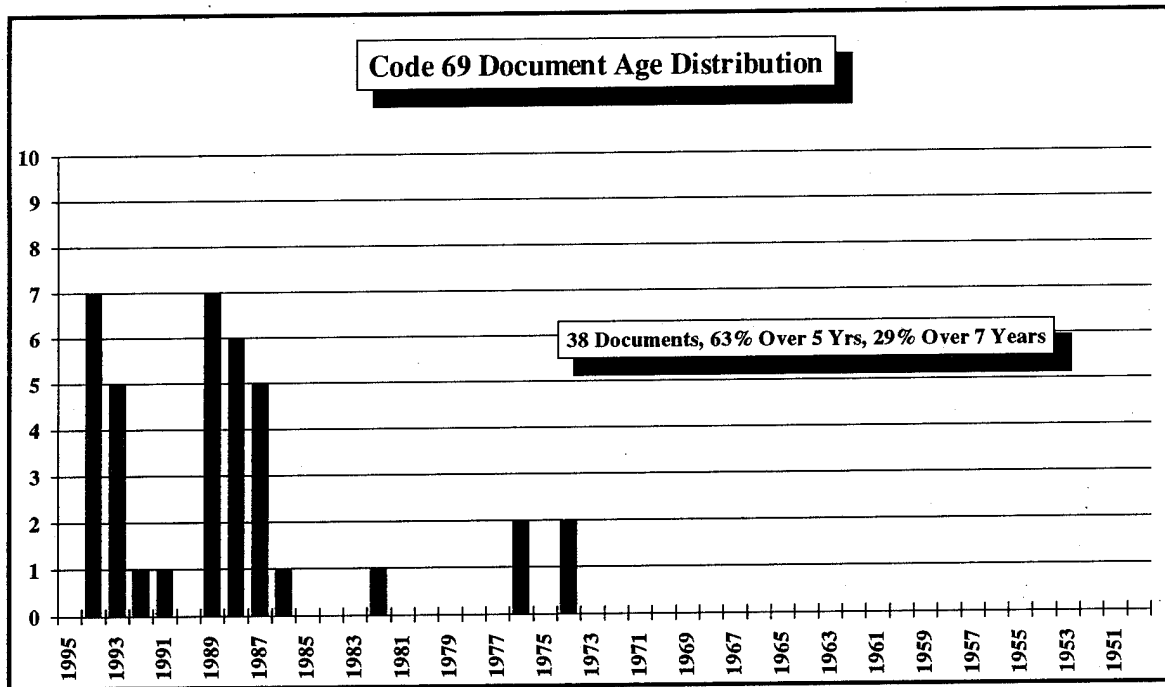
Air Force Engineering and Services Center



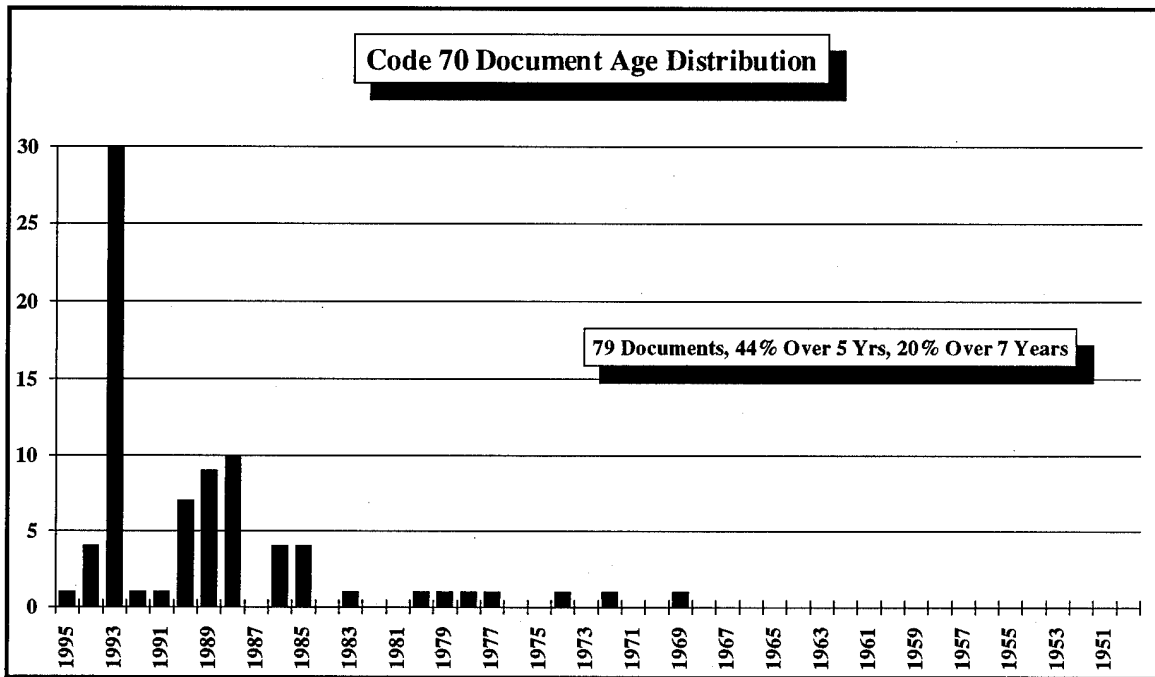
Directorate of Aerospace Fuels Management



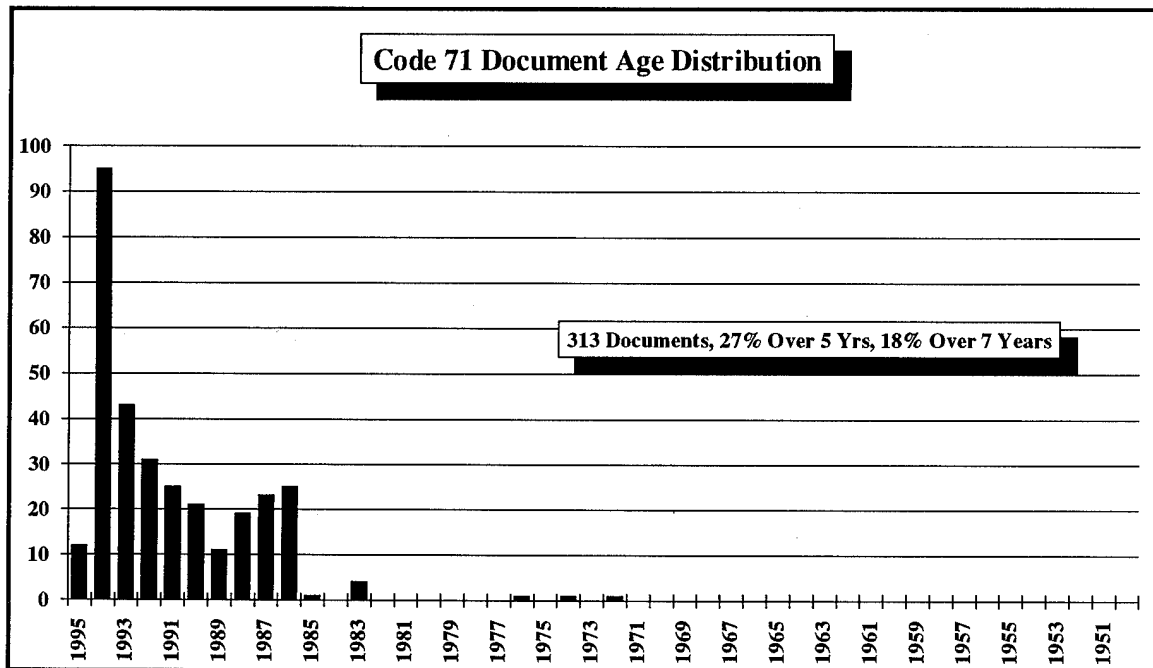
Air Force Packaging Evaluation Activity



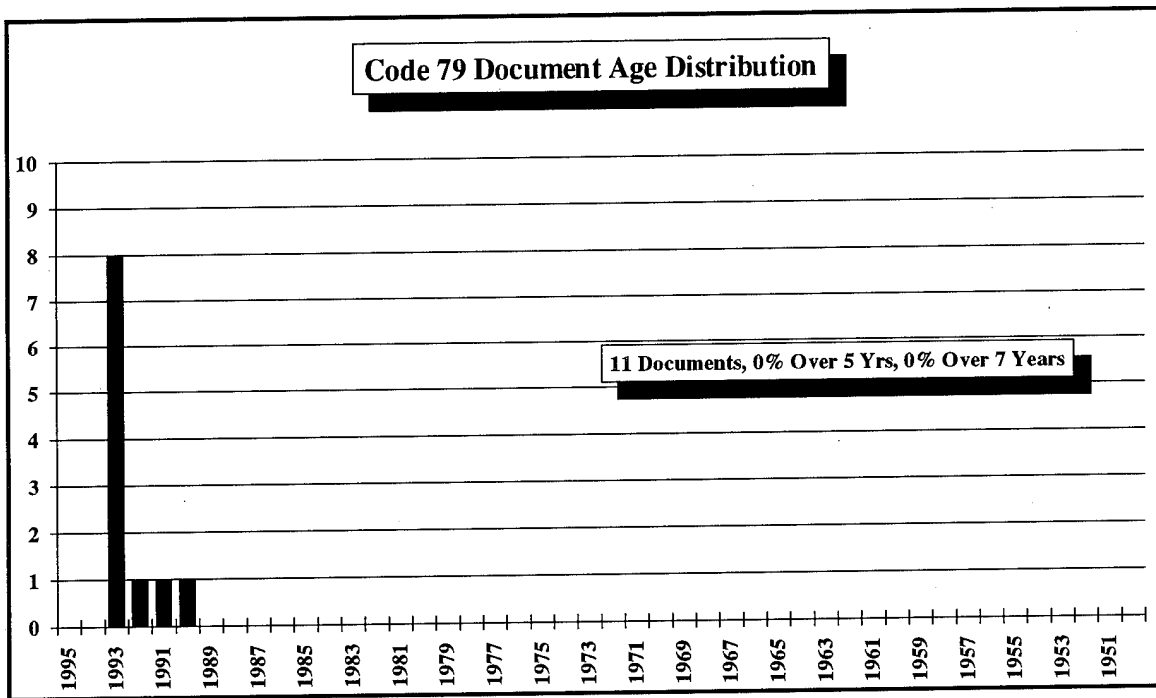
Ogden Air Logistics Center



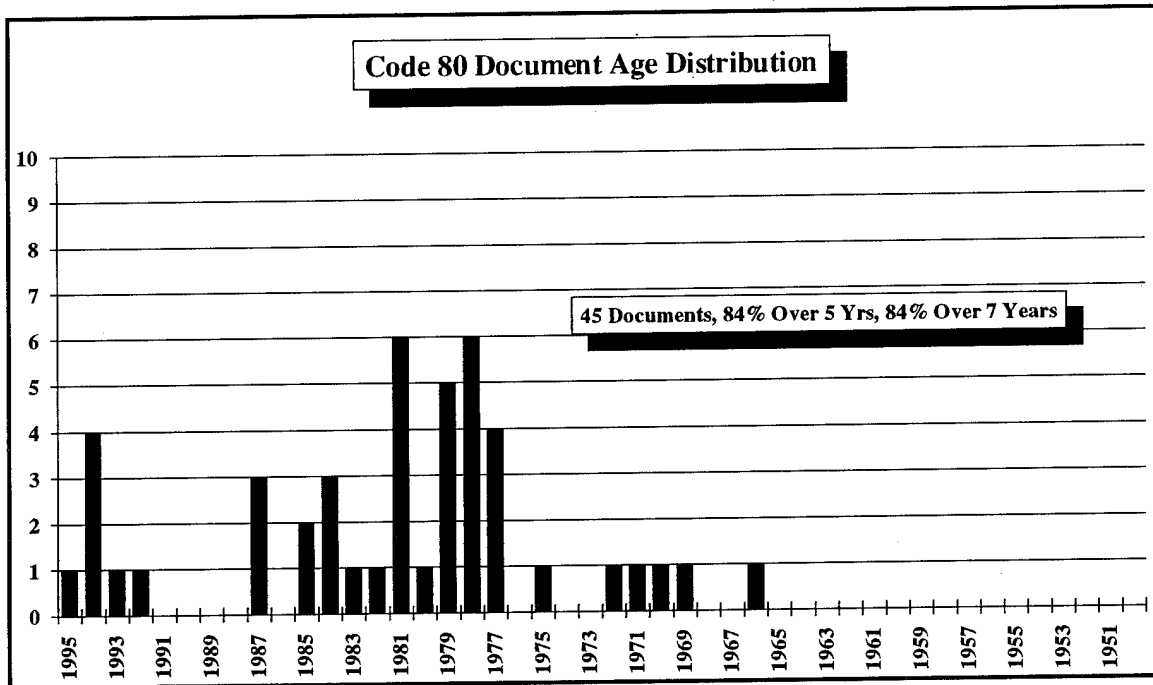
Oklahoma City Air Logistics Center



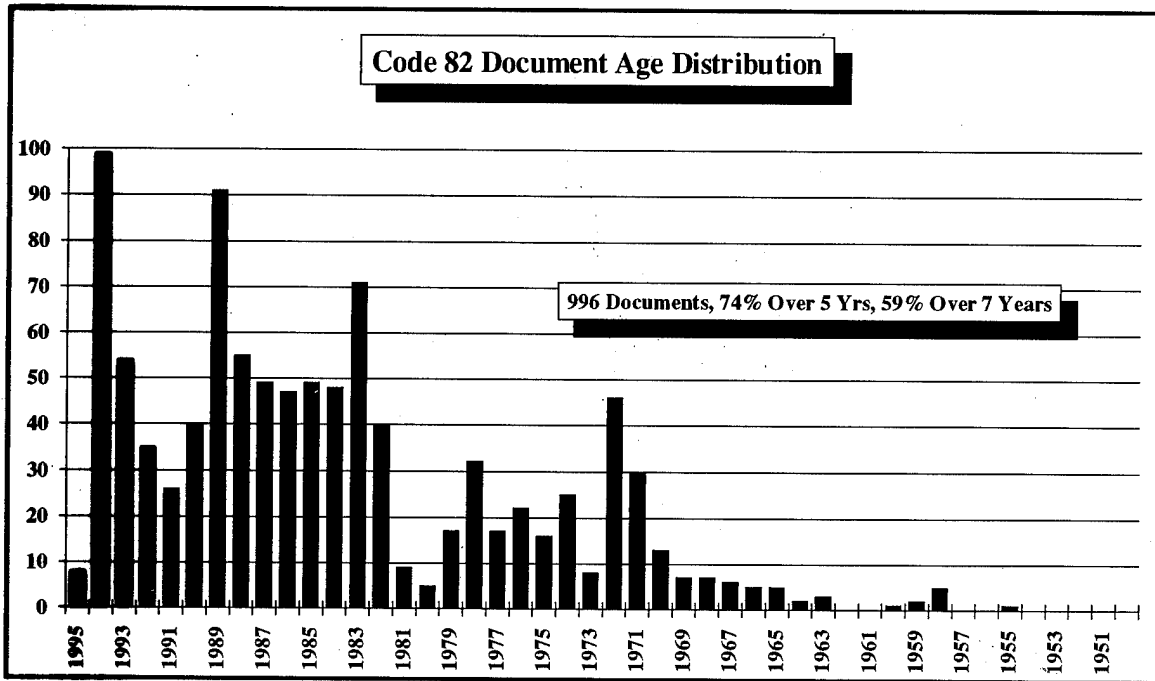
Directorate of Nuclear Weapons



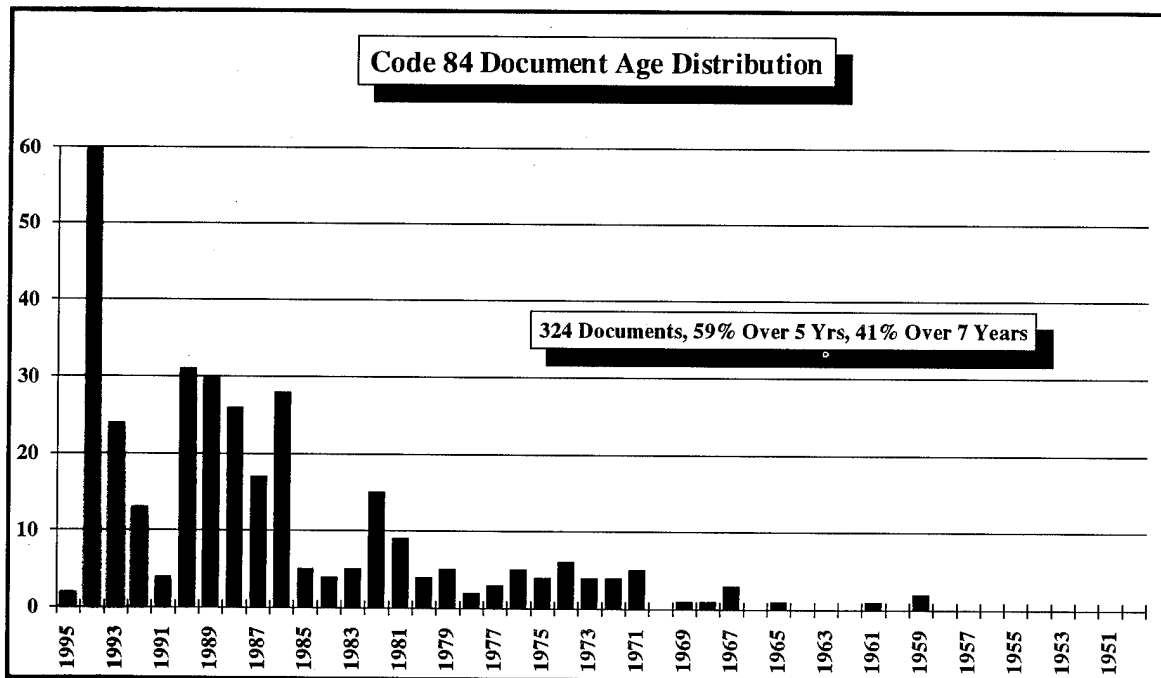
Sacramento Air Logistics Center



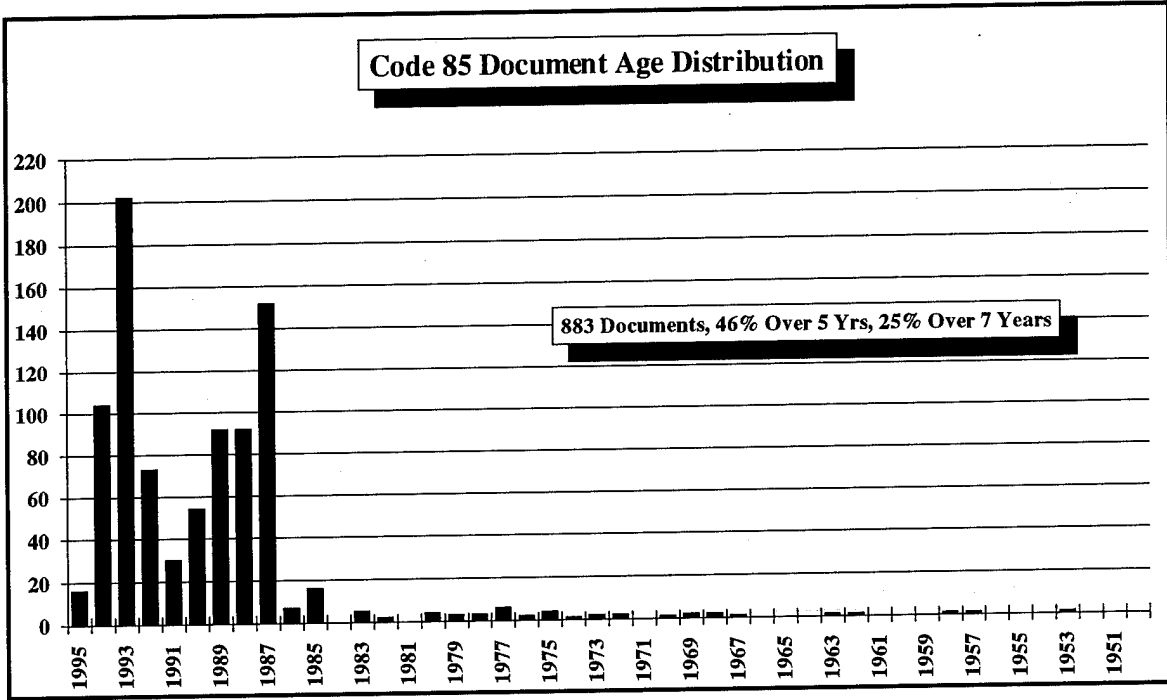
San Antonio Air Logistics Center



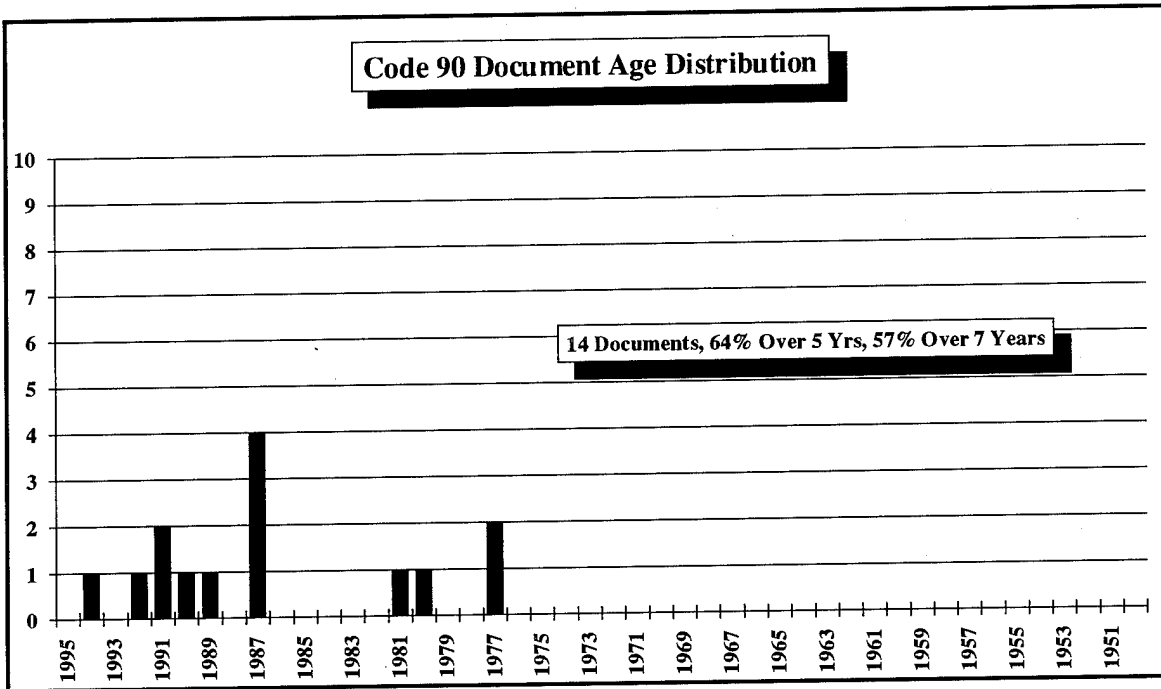
Warner Robins Air Logistics Center



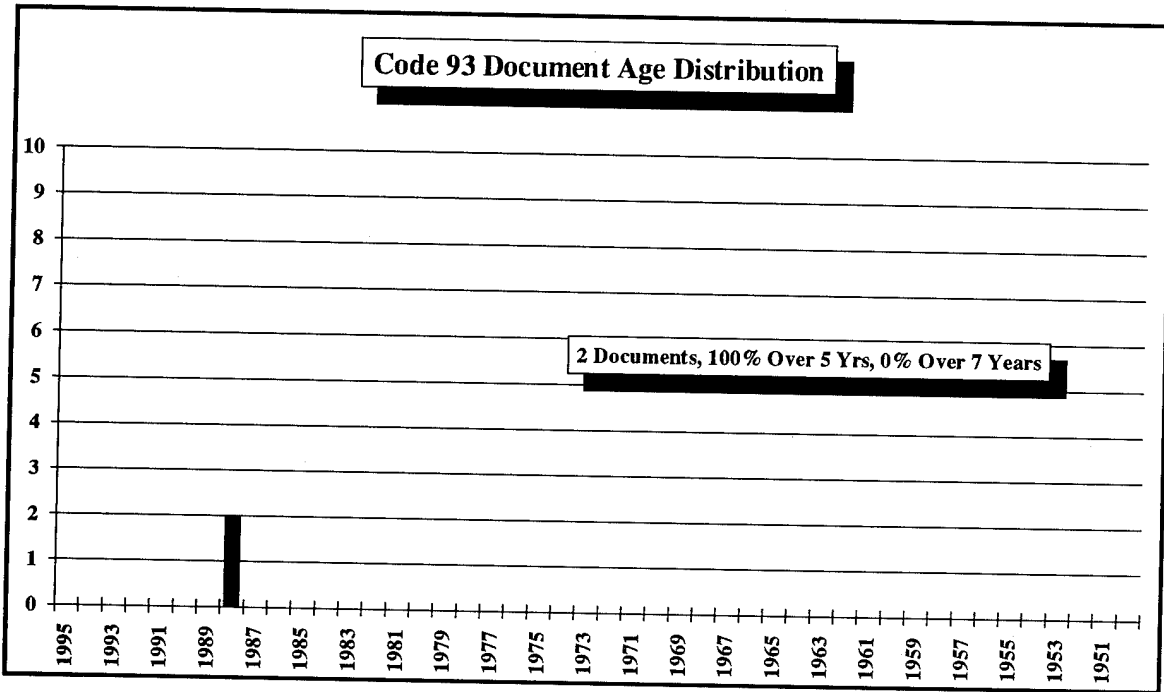
Electronic Support Flight



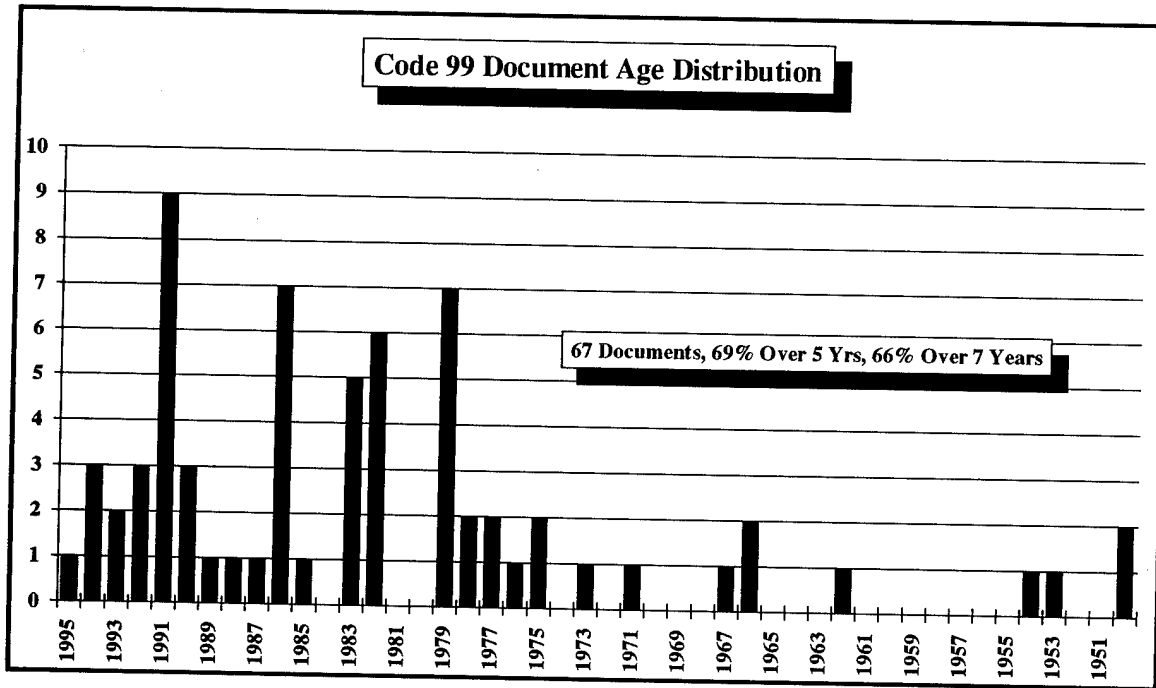
AF Command, Control, Communications and Computer Agency



Air Combat Command



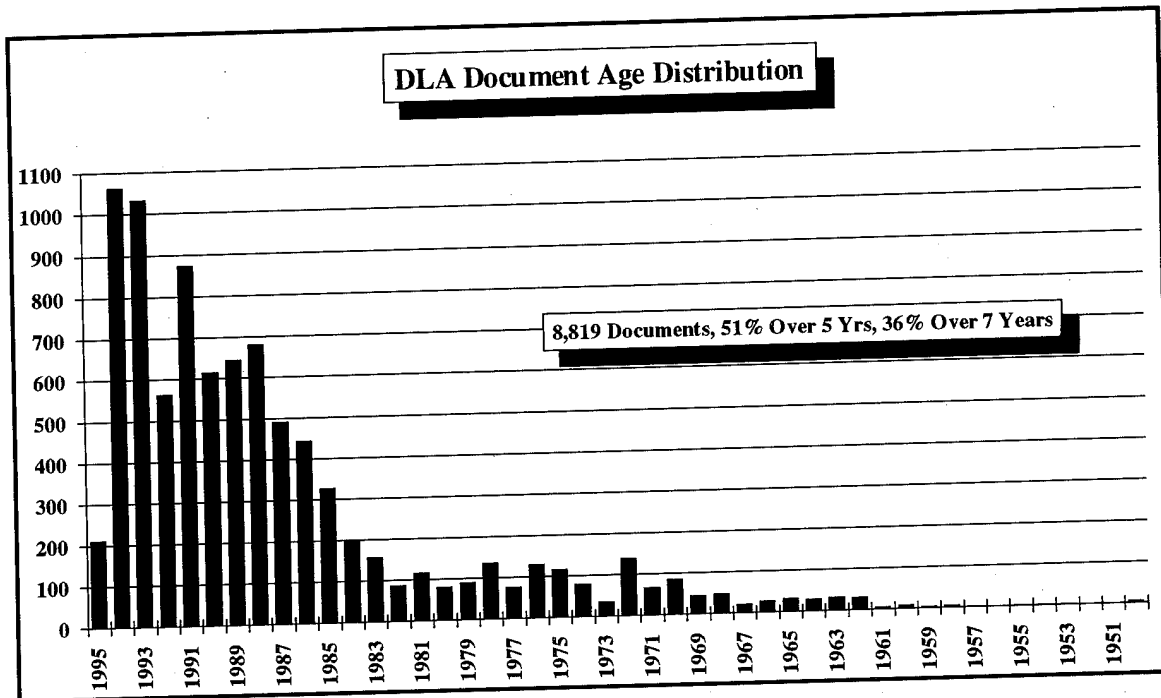
AF Cataloging and Standardization Center



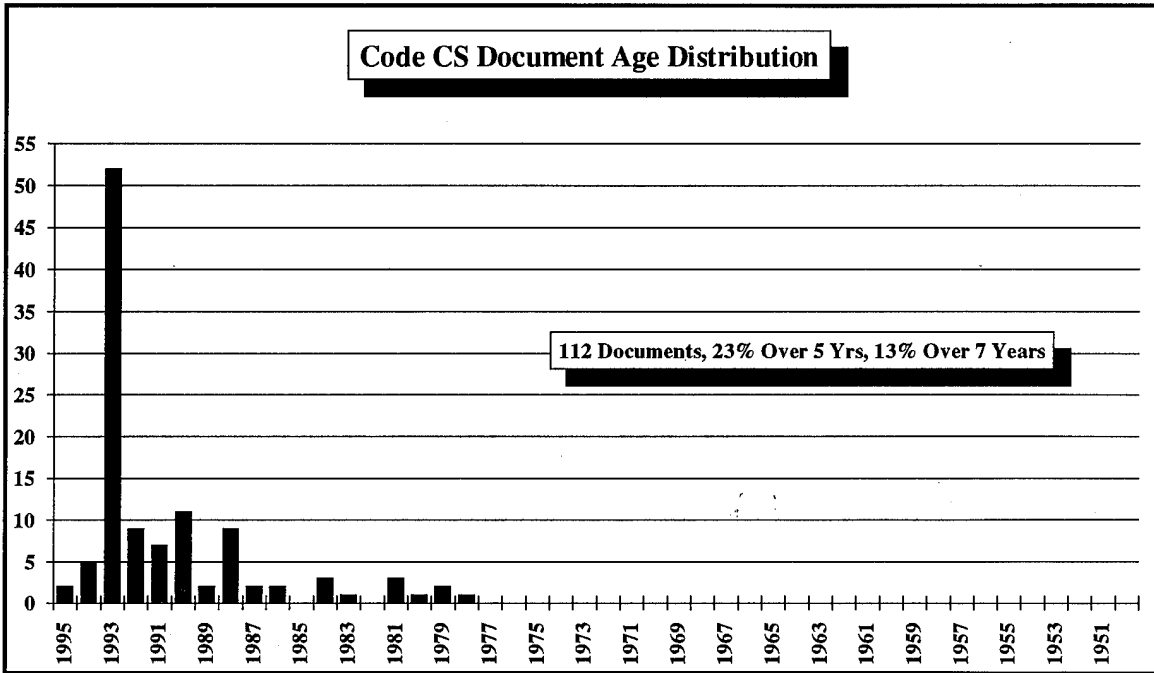


DLA Standardization Documents

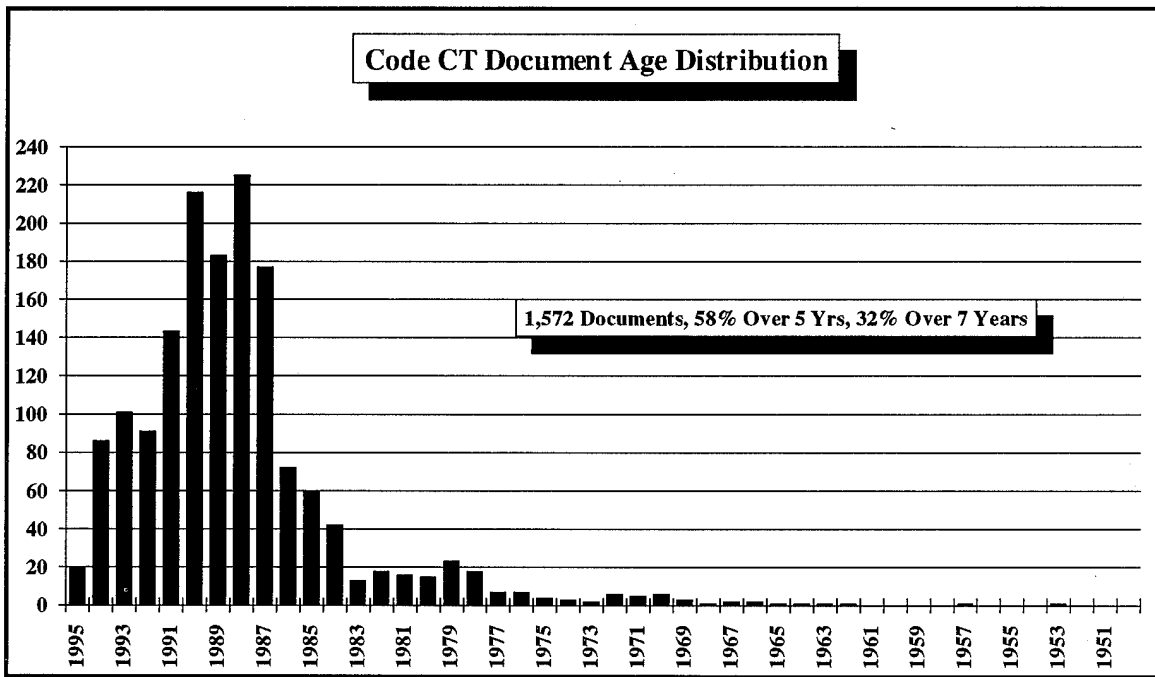
DLA Document Summary



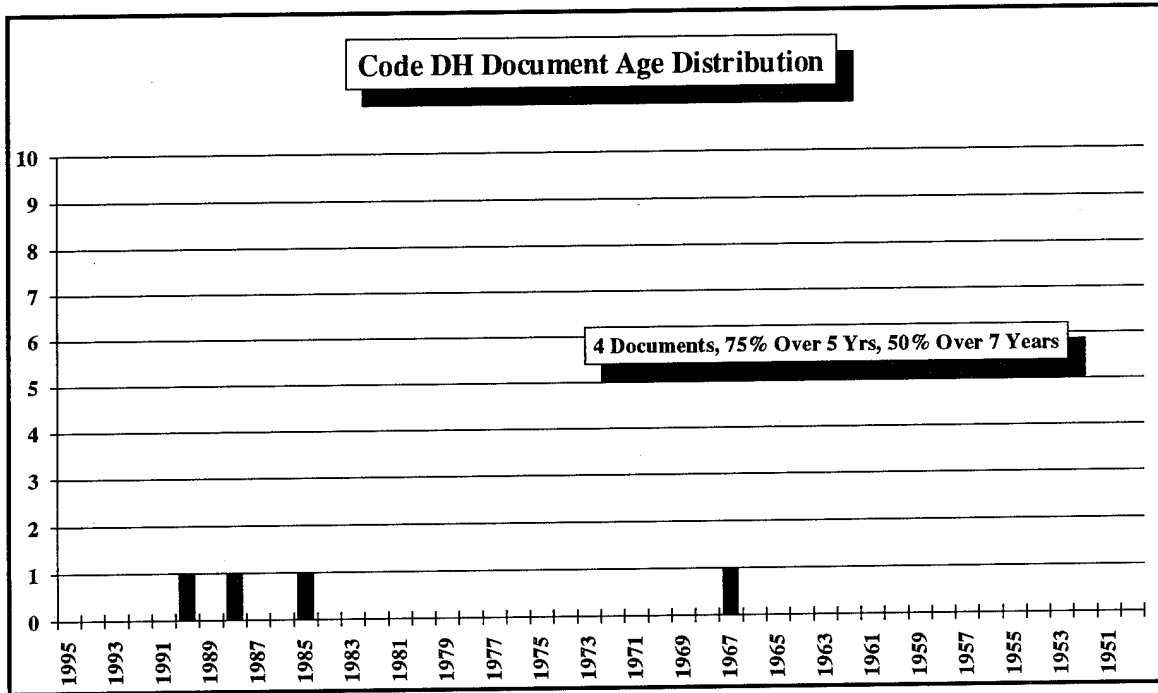
Defense Construction Supply Center



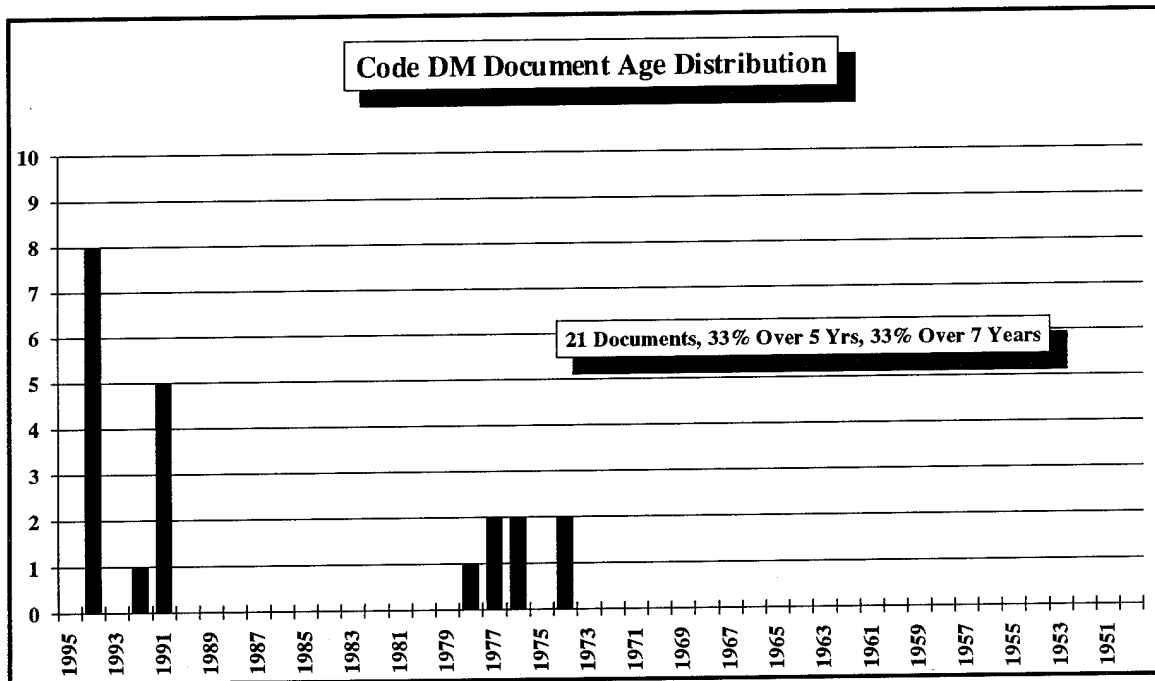
Clothing and Textile Items of Supply



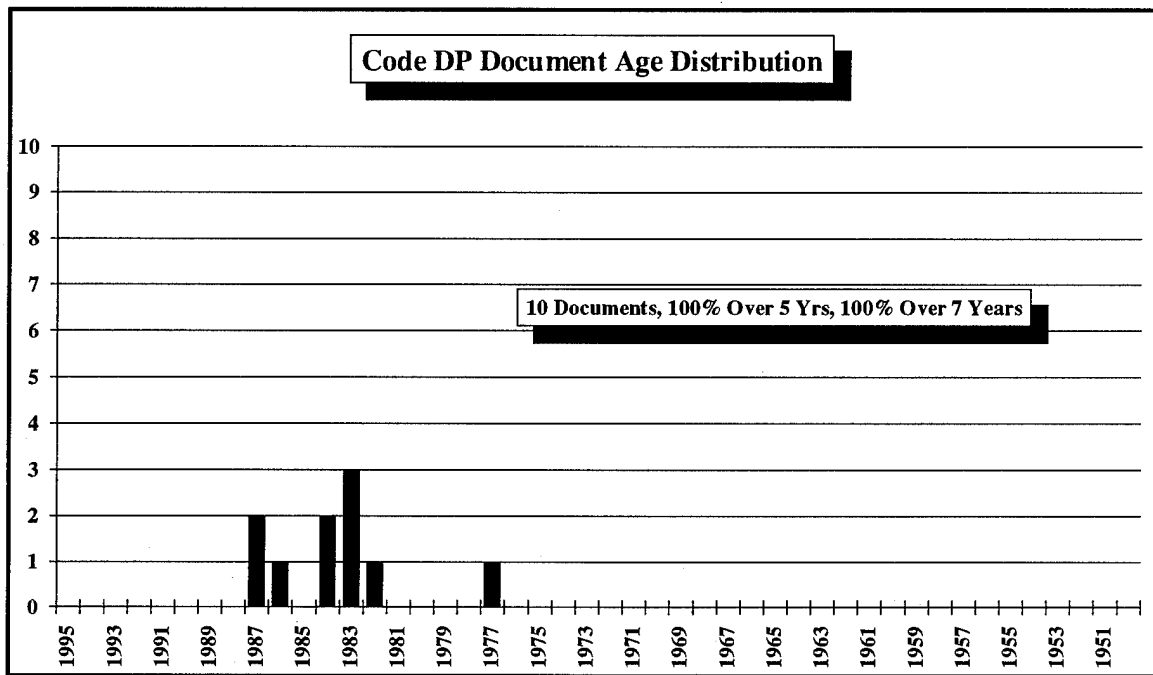
HQ Defense Logistics Agency



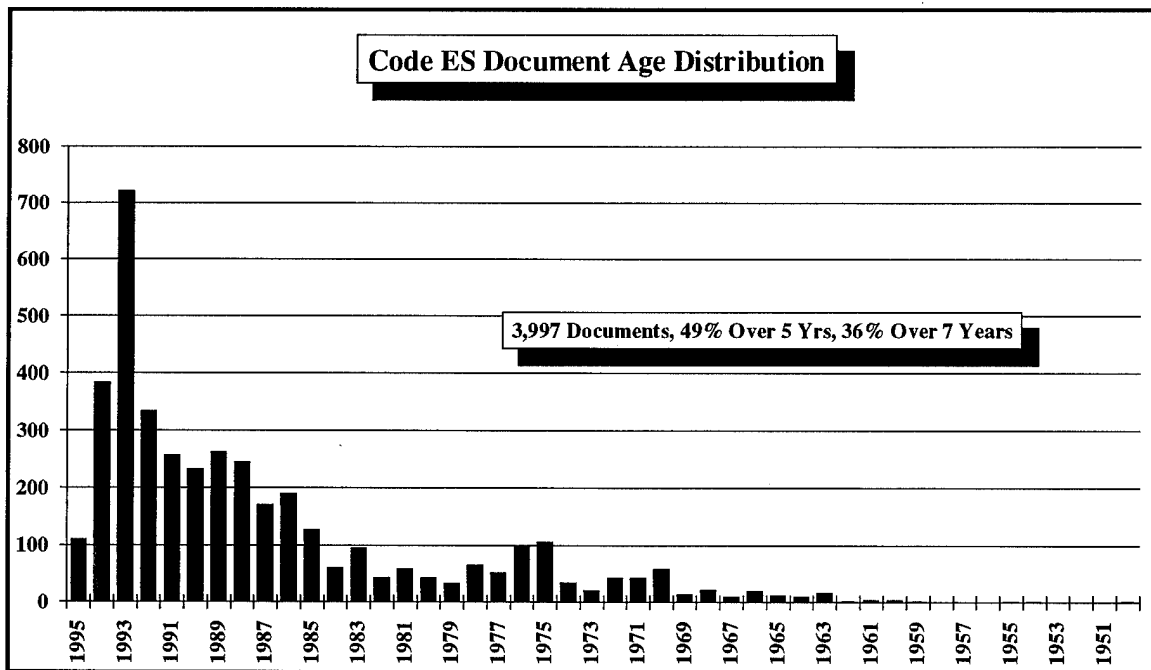
Medical Items of Supply



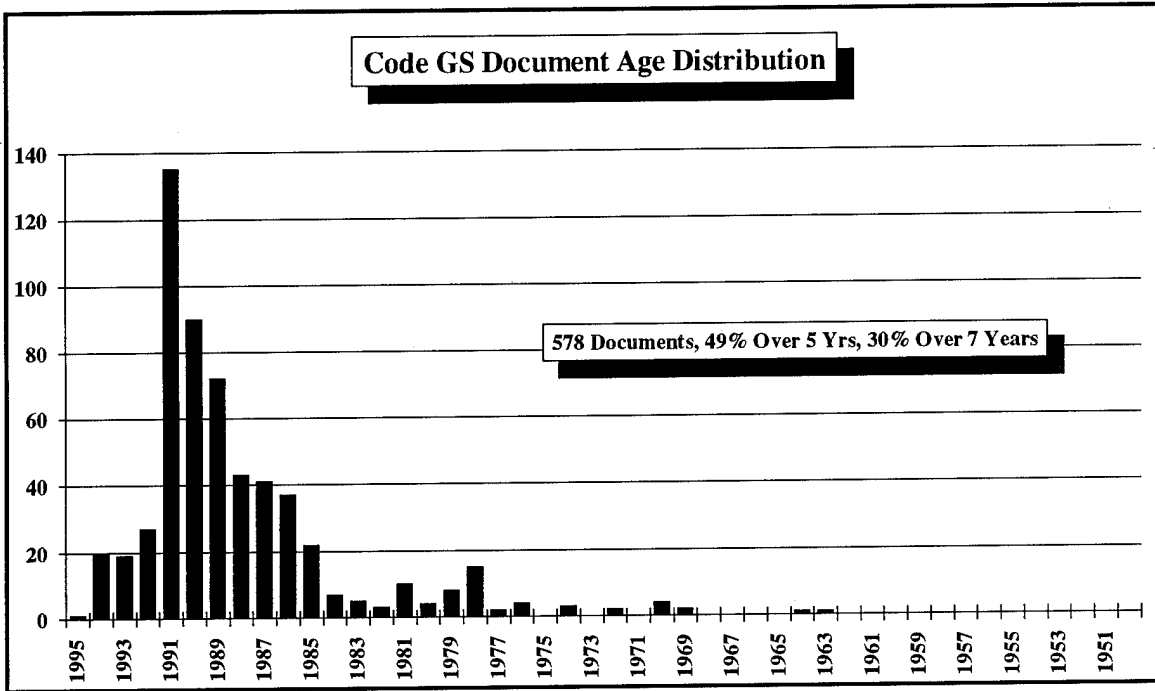
Defense Personnel Support Center



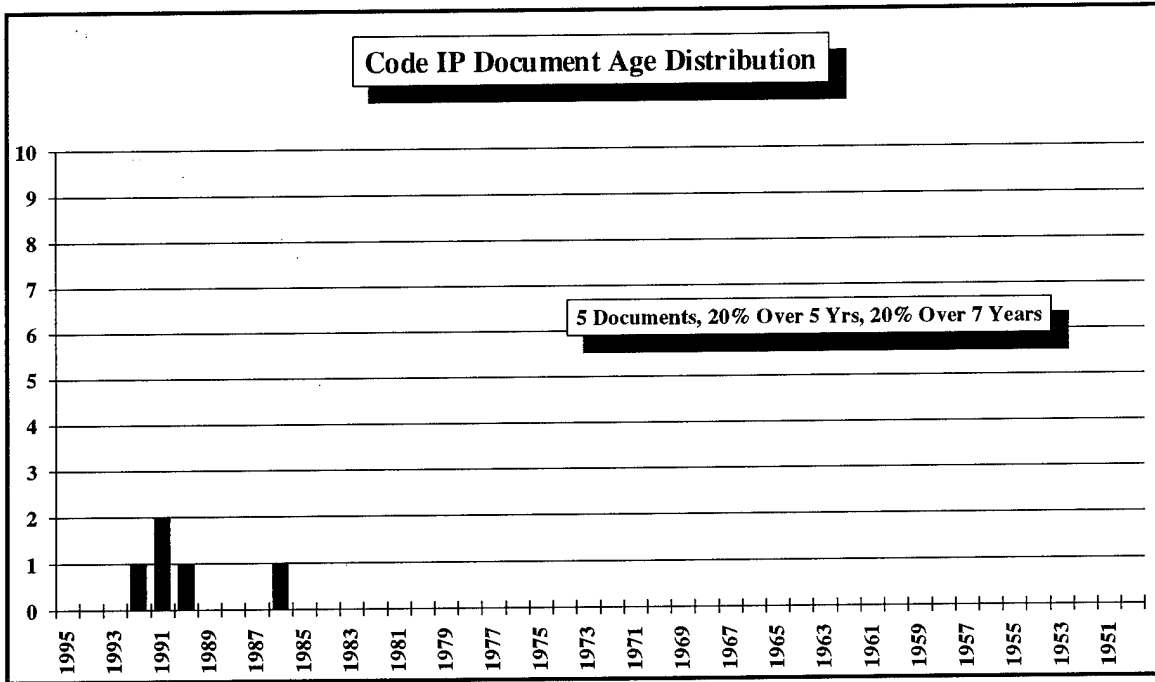
Defense Electronic Supply Center



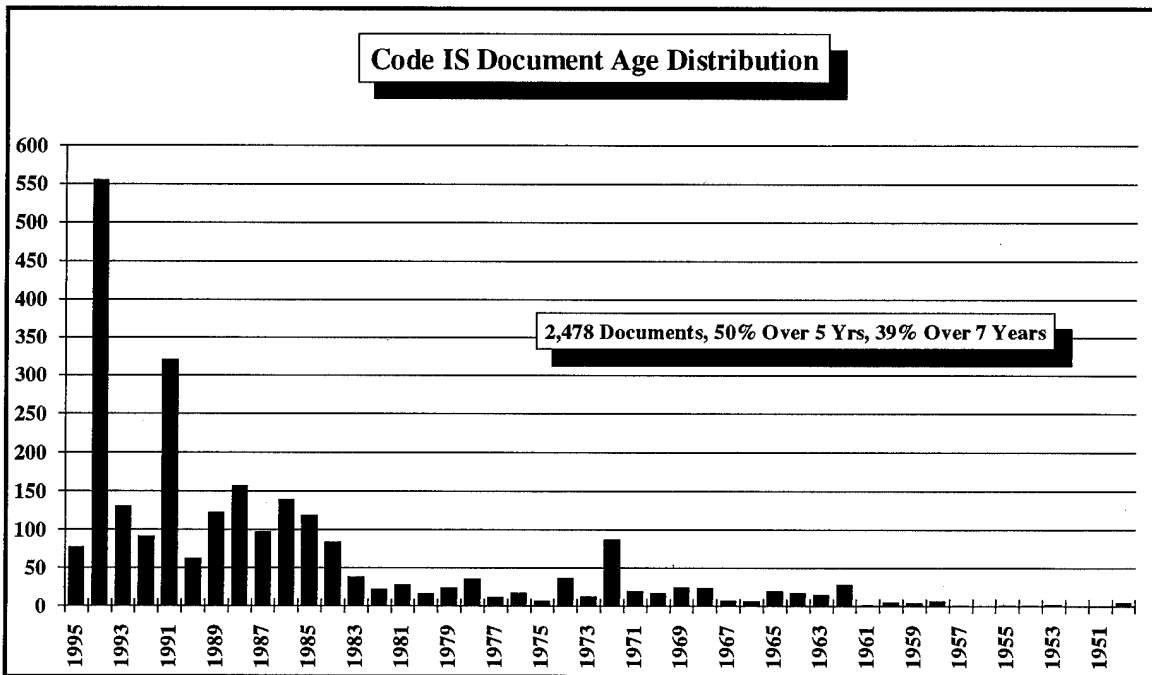
Defense General Supply Center



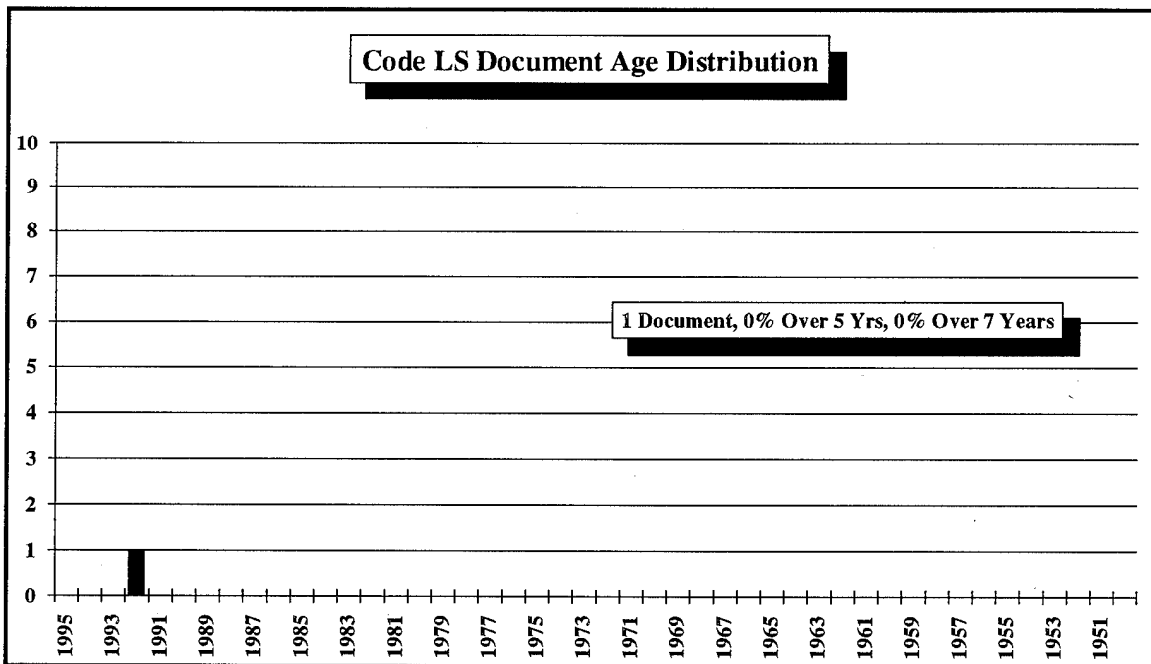
Defense Industrial Plant Equipment Center



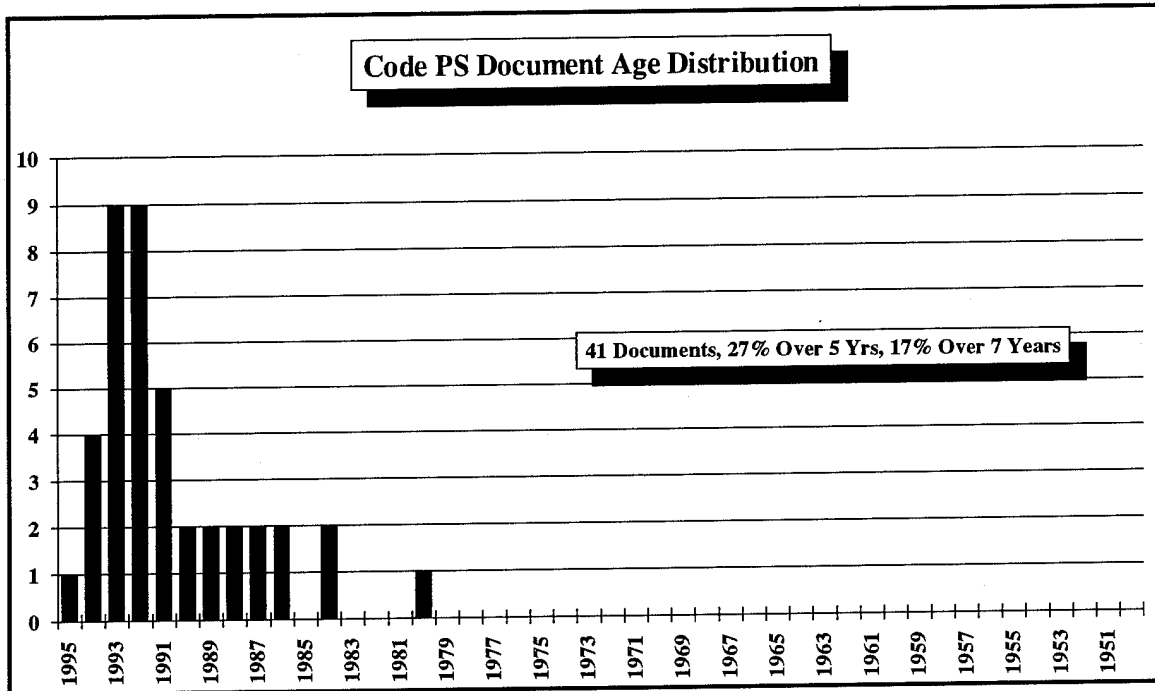
Defense Industrial Supply Center



Defense Logistics Services Center

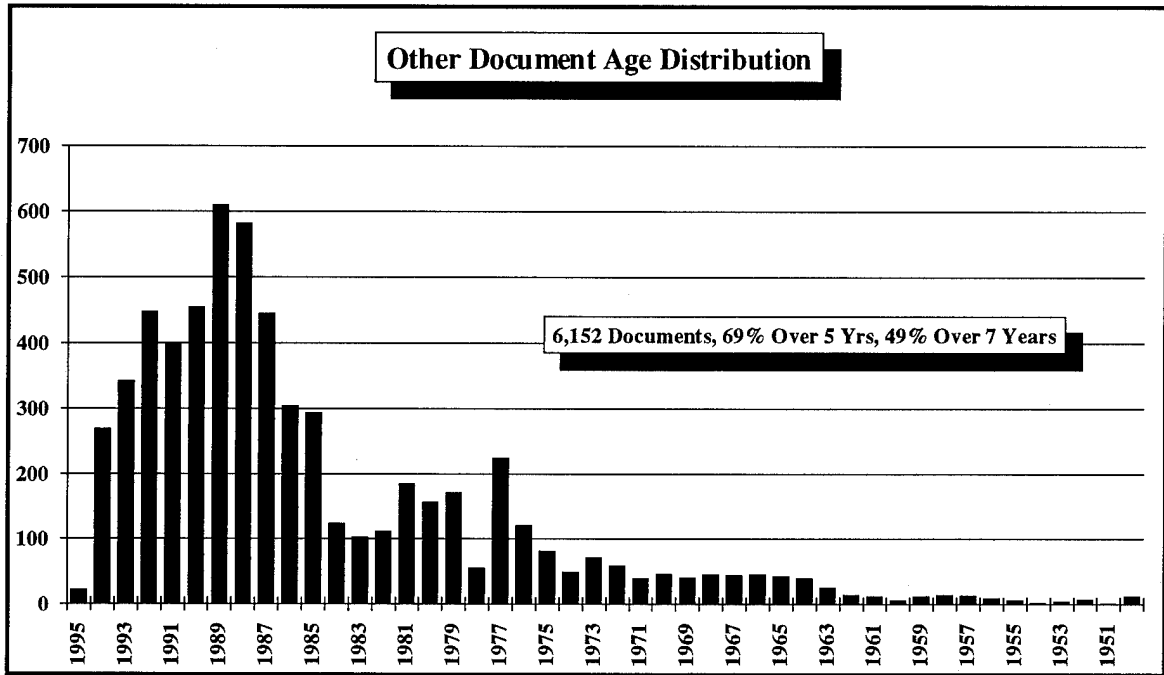


Defense Fuel Supply Center

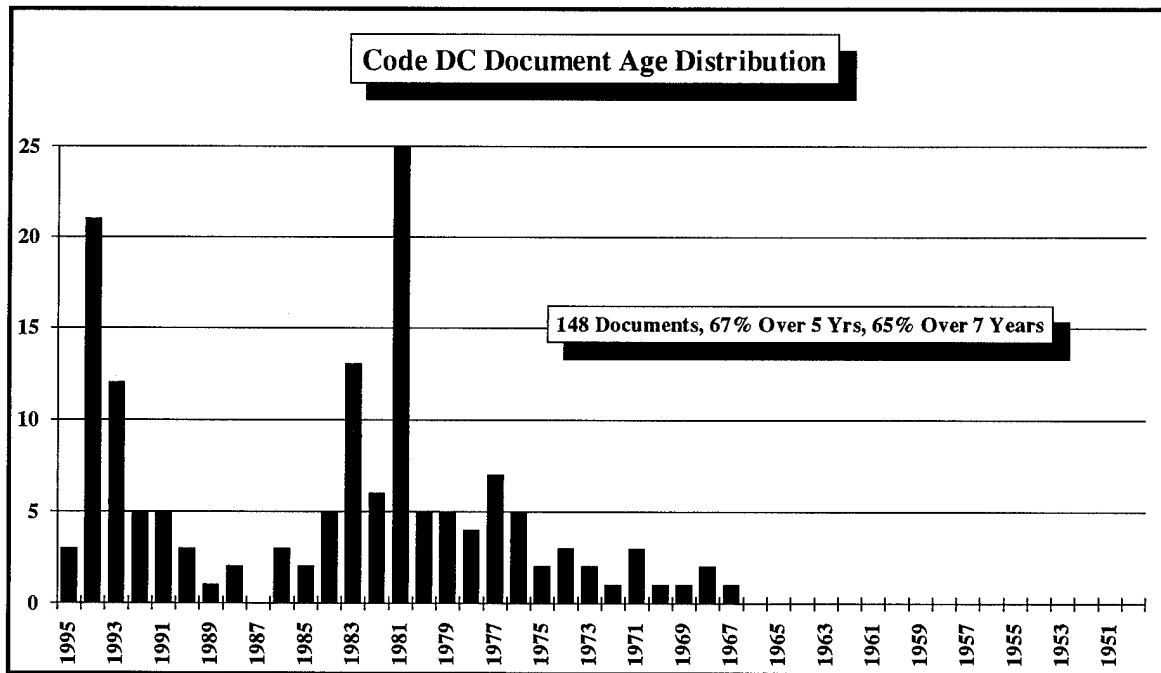


Other Agency Documents

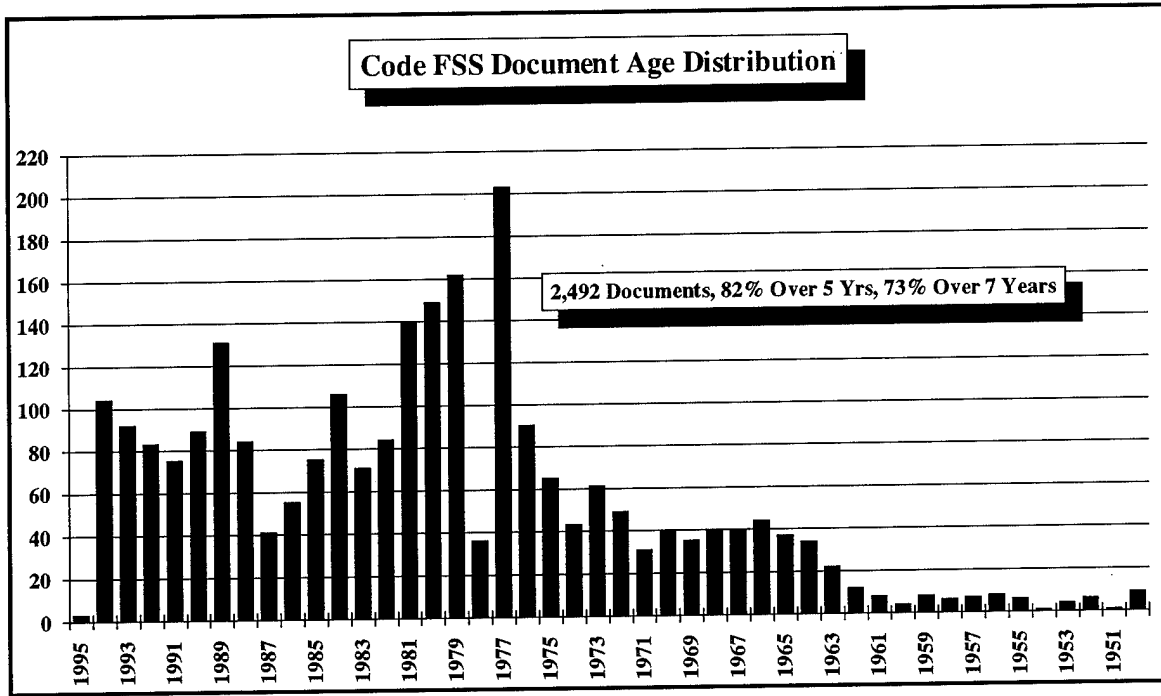
Other Agency Document Summary



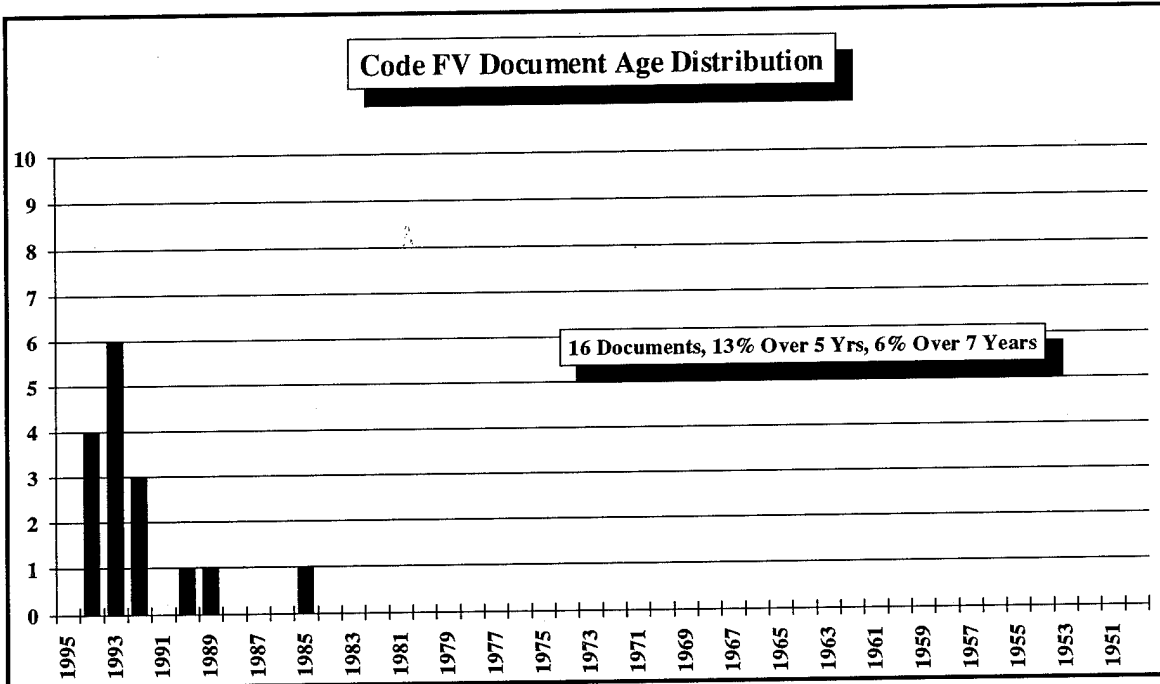
Defense Information Systems Agency



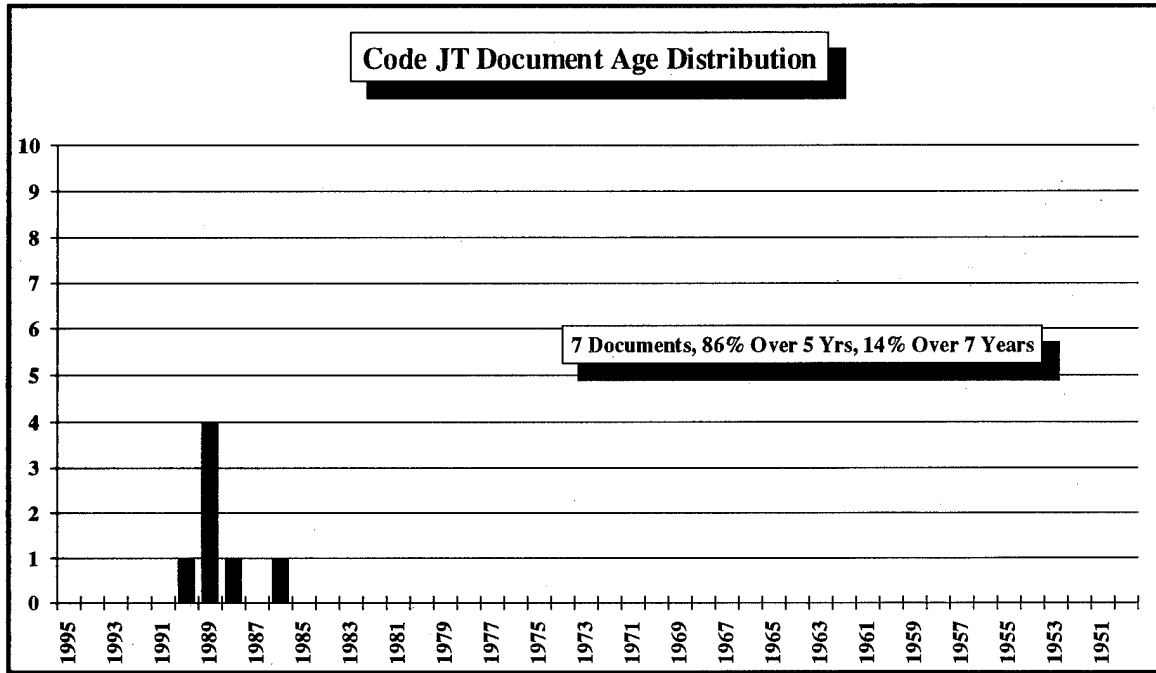
Federal Supply Service



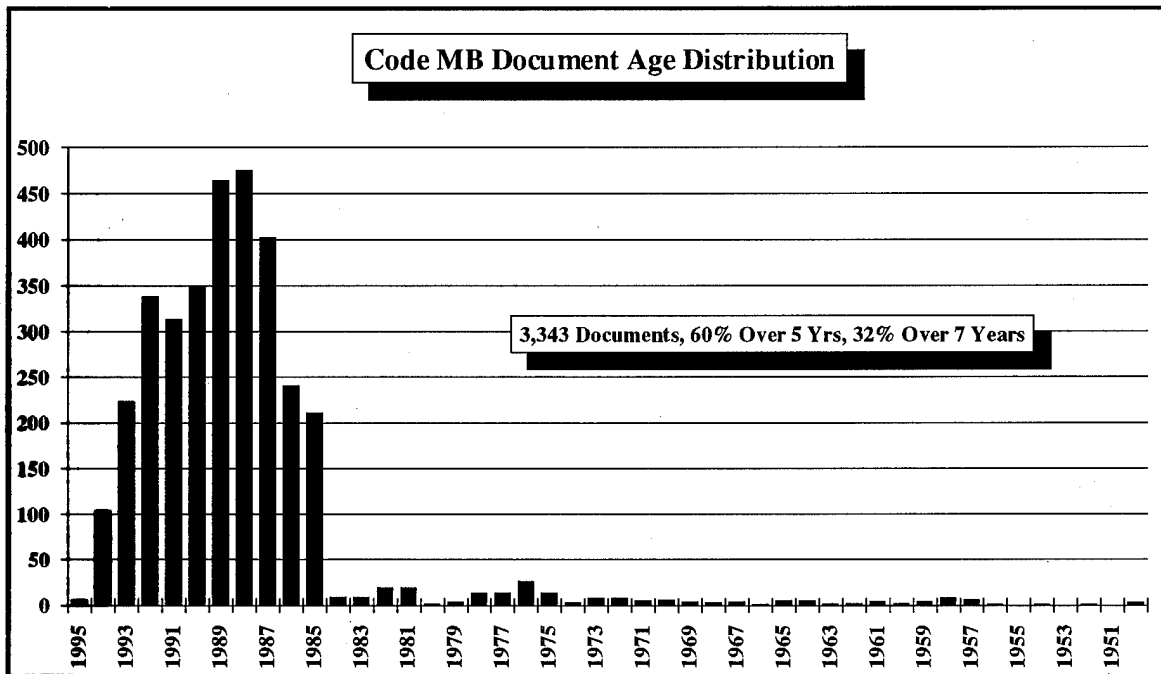
Food Quality Assurance Staff



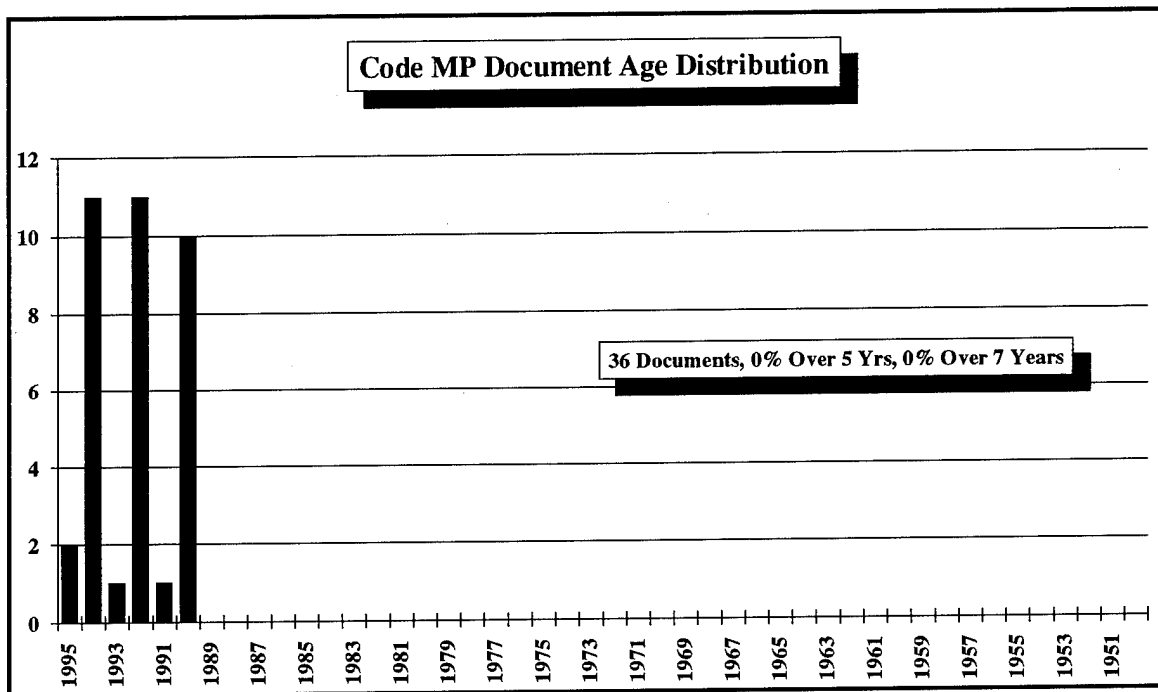
Defense Information Systems Agency



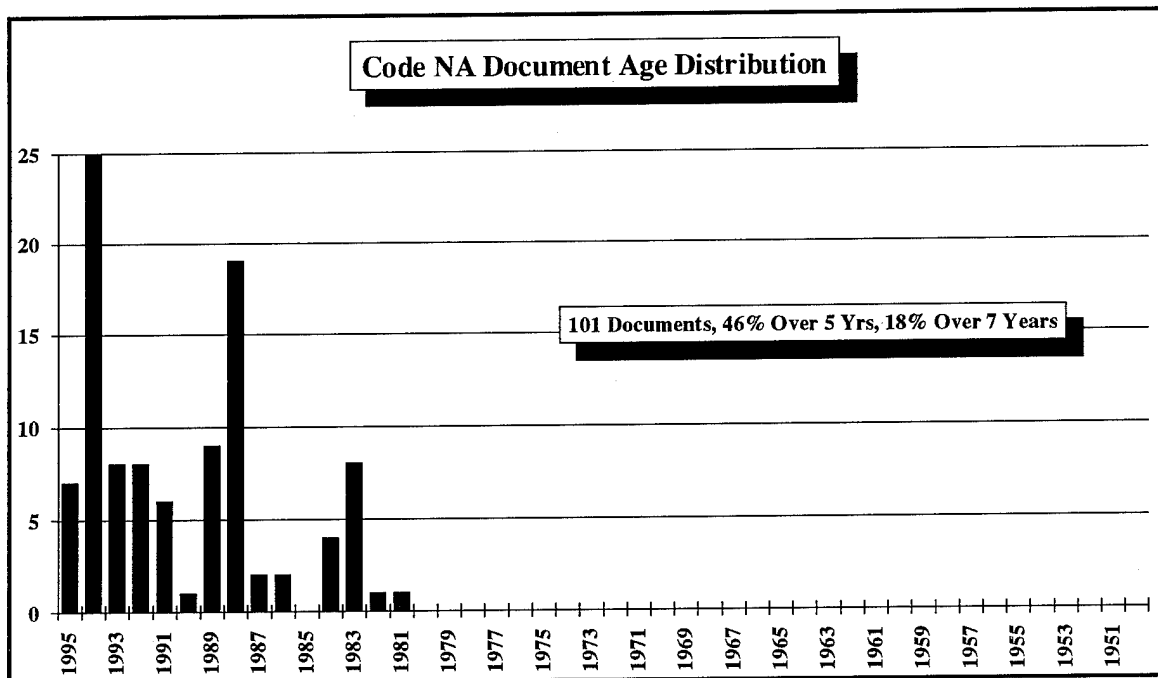
Defense Medical Standardization Board



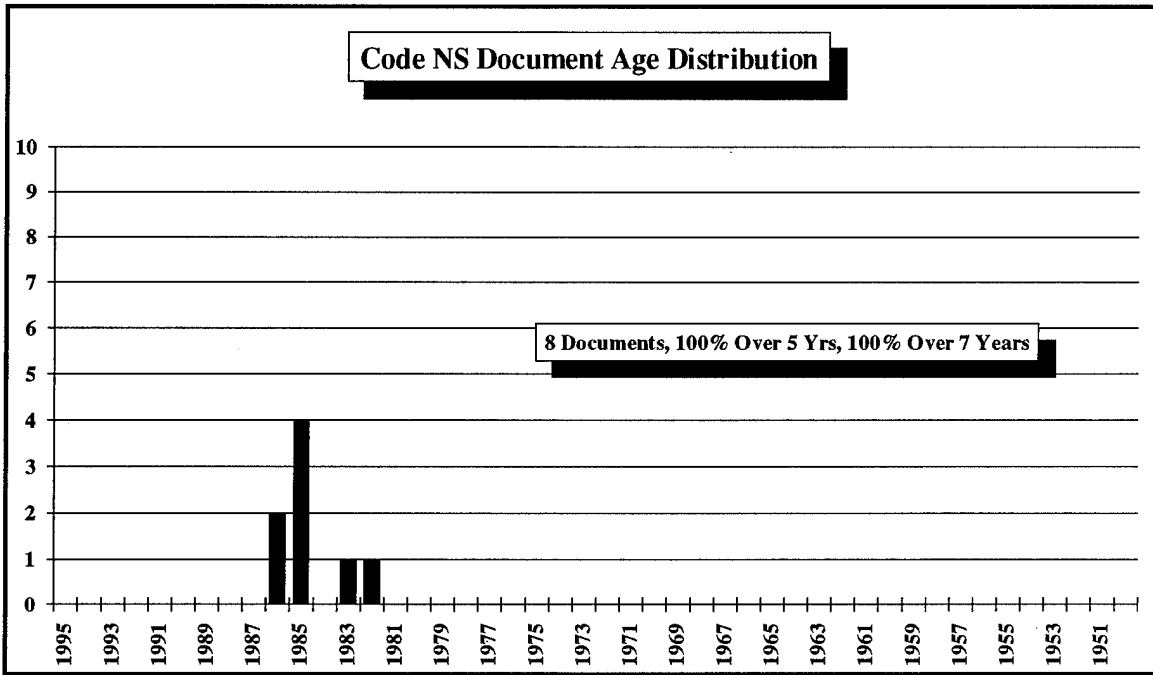
Defense Mapping Agency



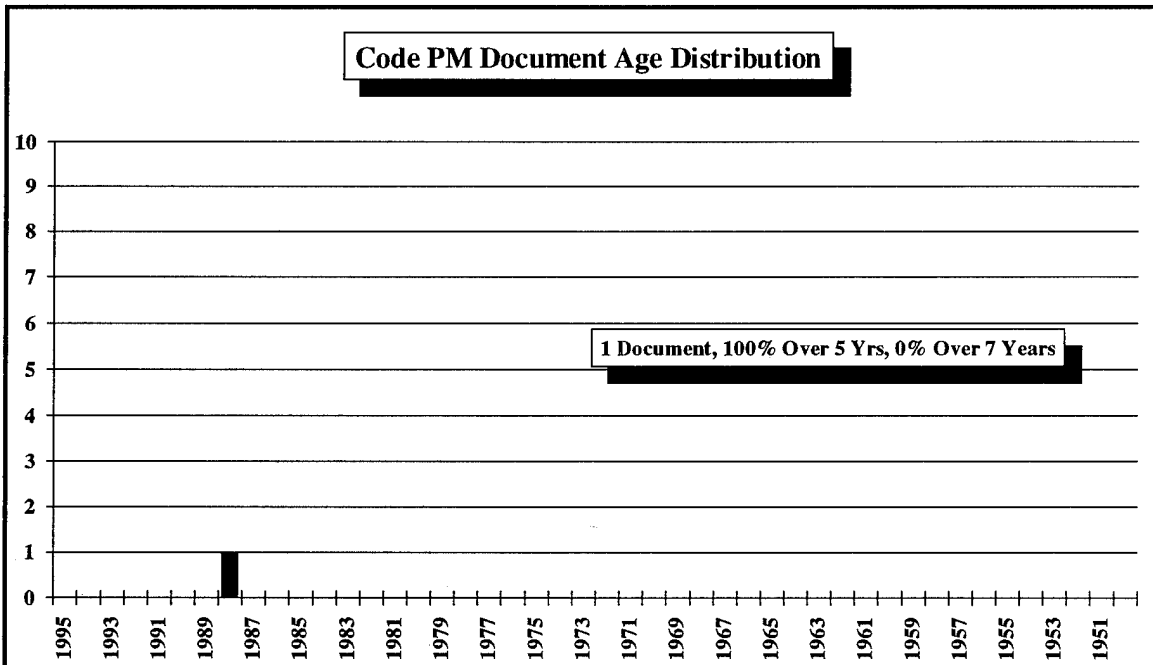
National Aeronautics and Space Administration



National Security Agency

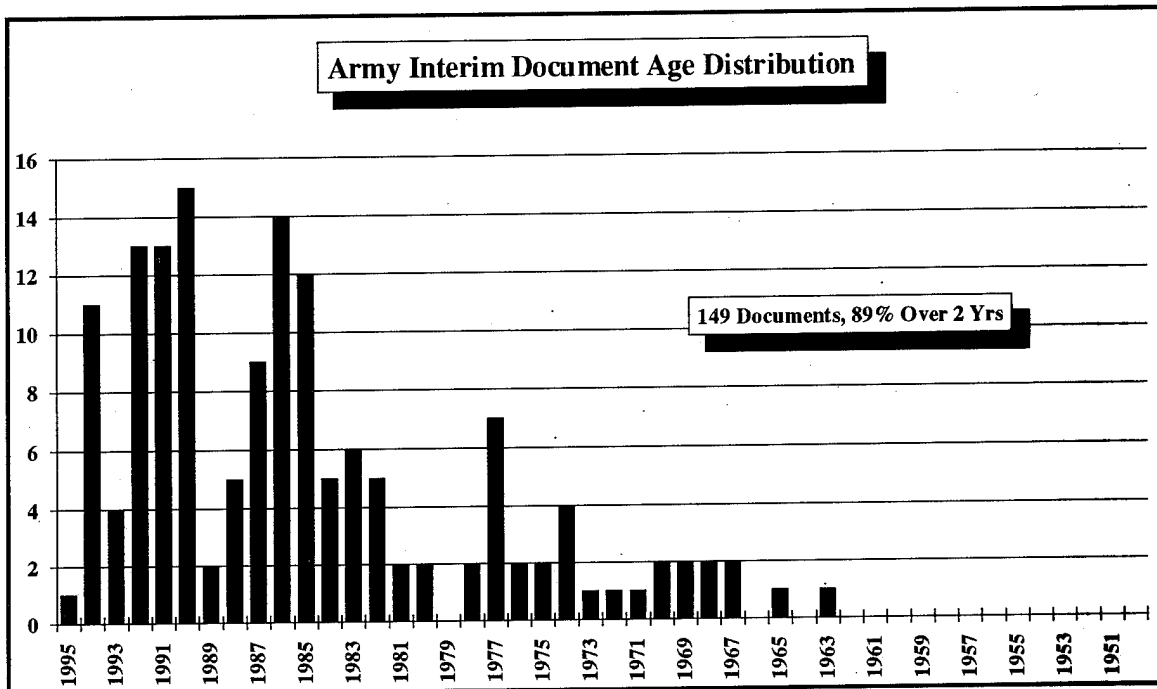


Armed Forces Pest Management Control

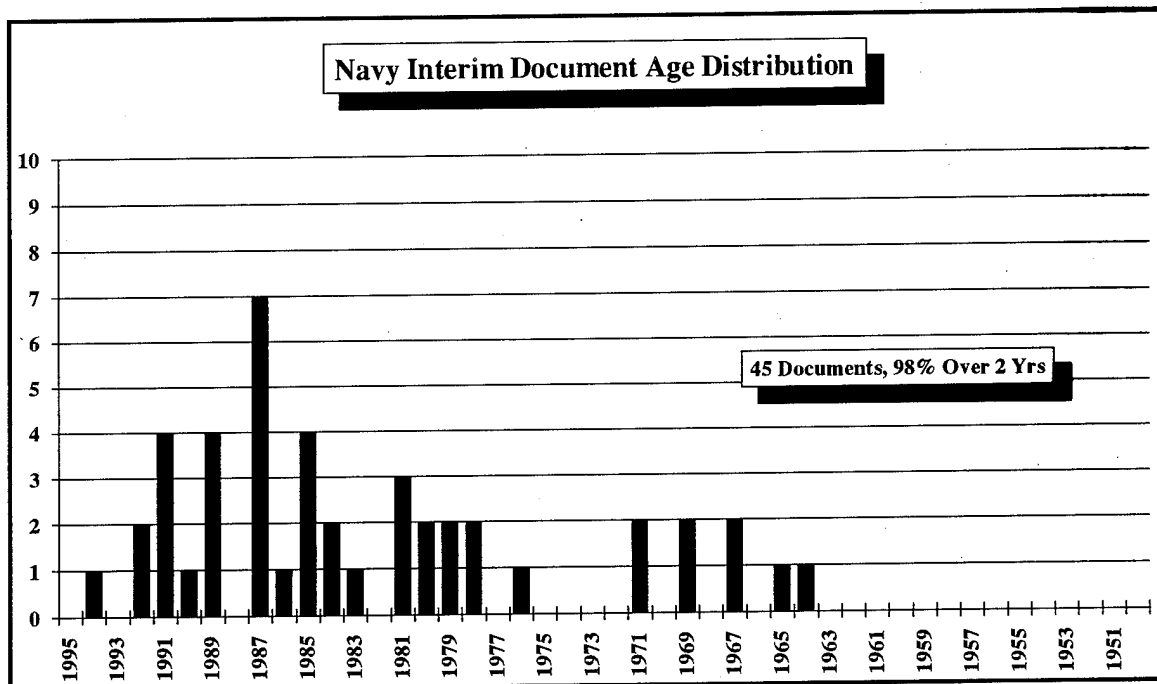


Interim Documents

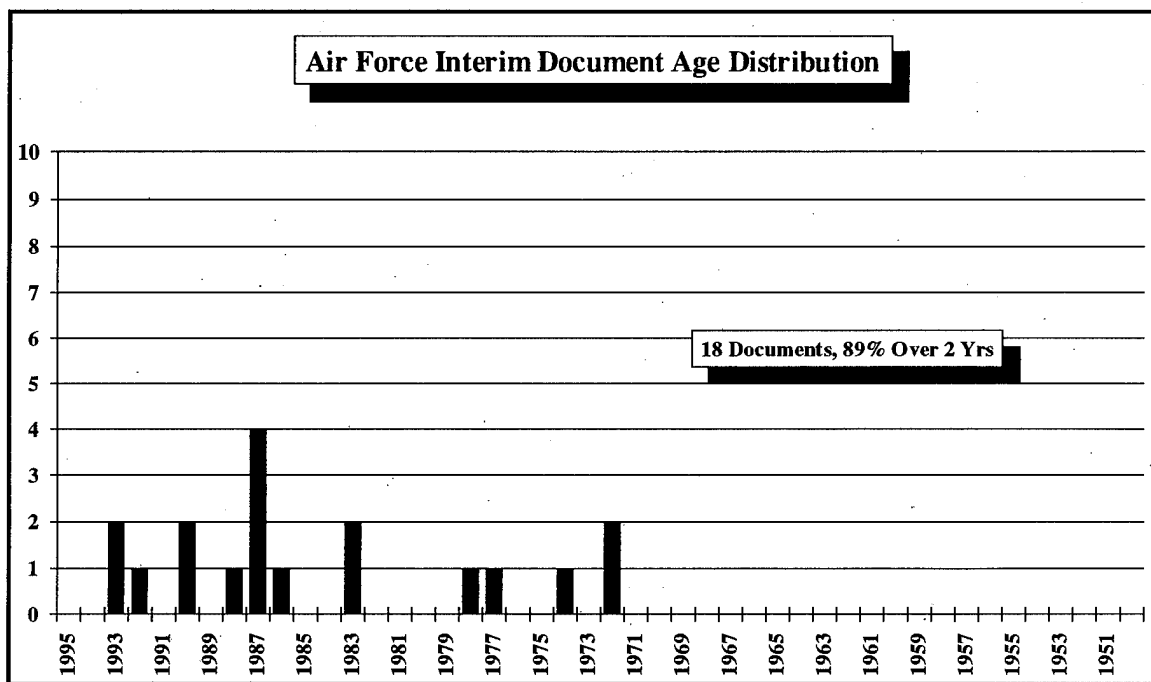
Army



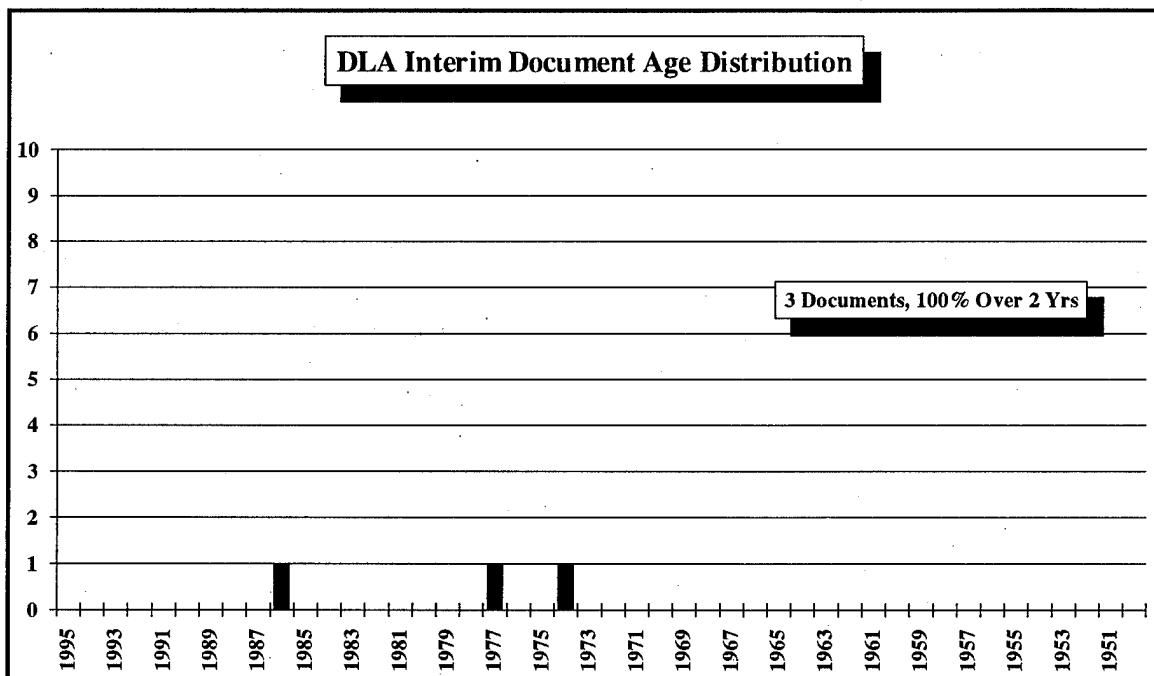
Navy



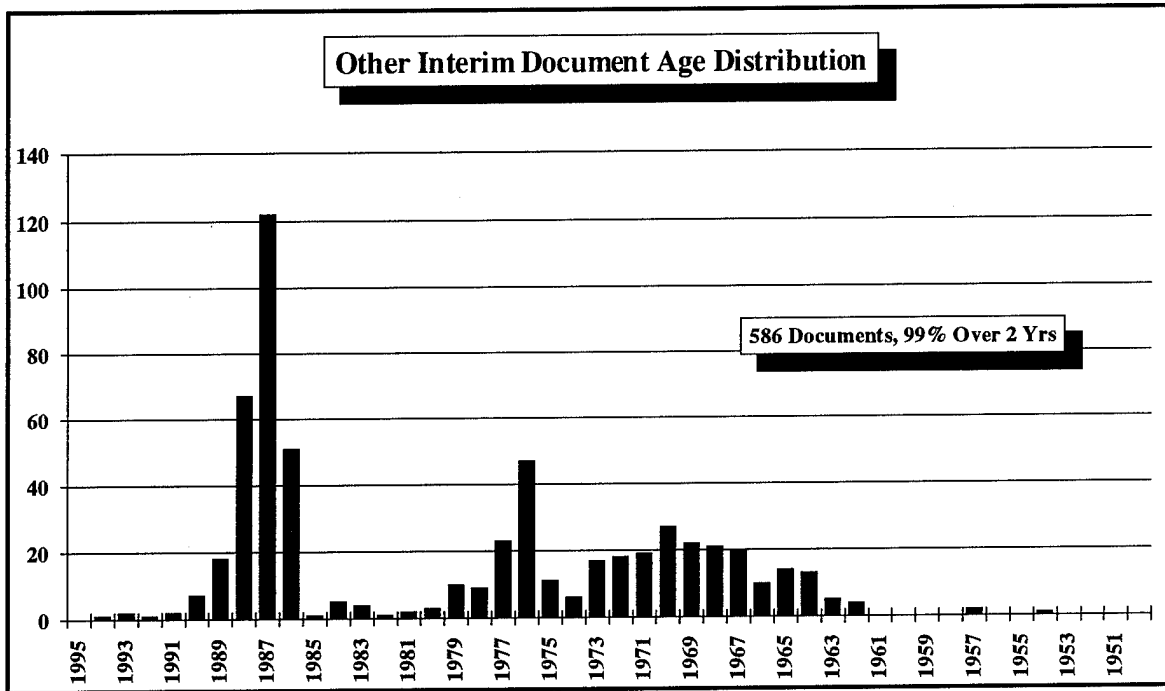
Air Force



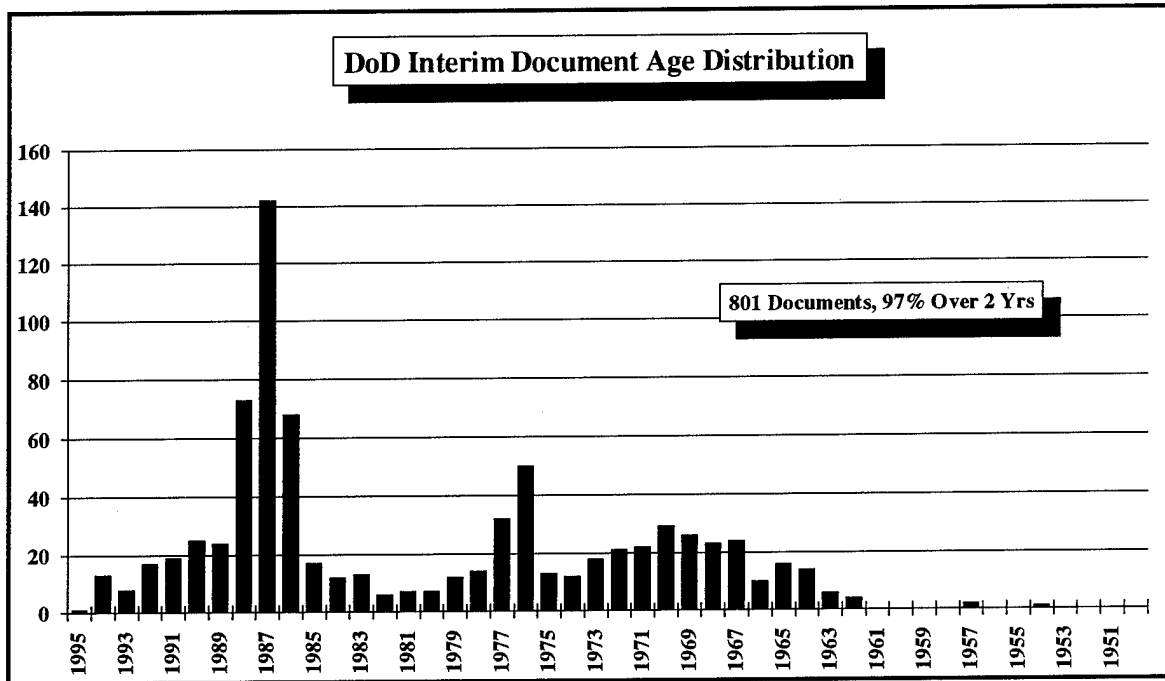
DLA



Other

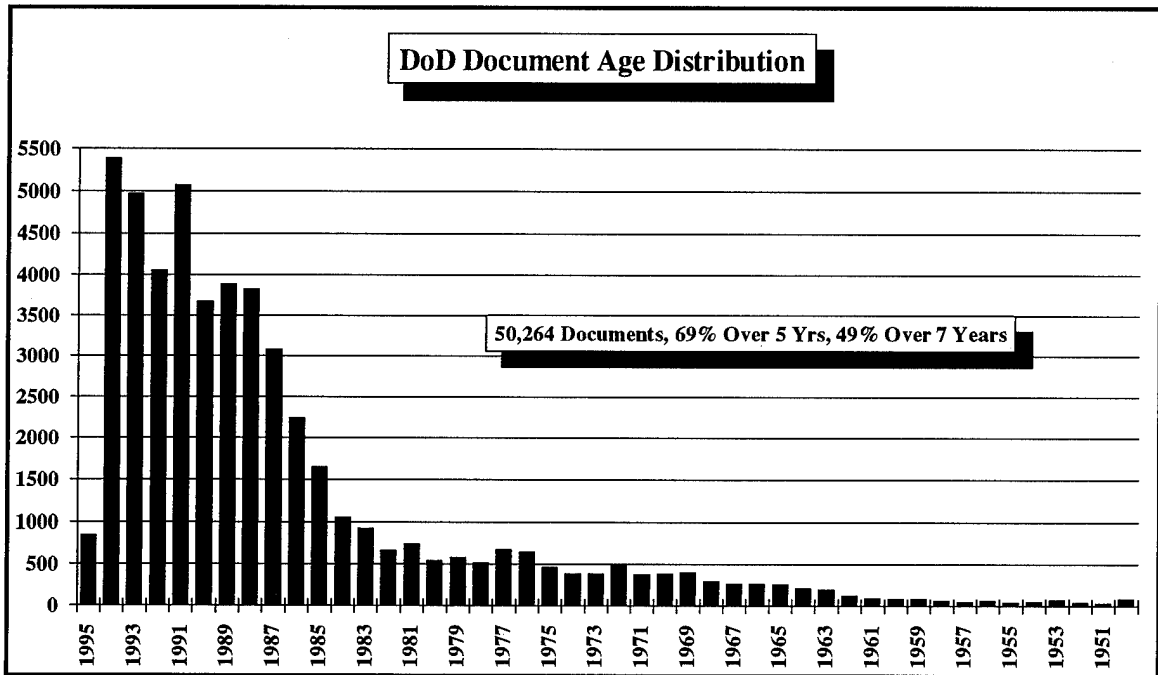


DoD Interim Document Summary

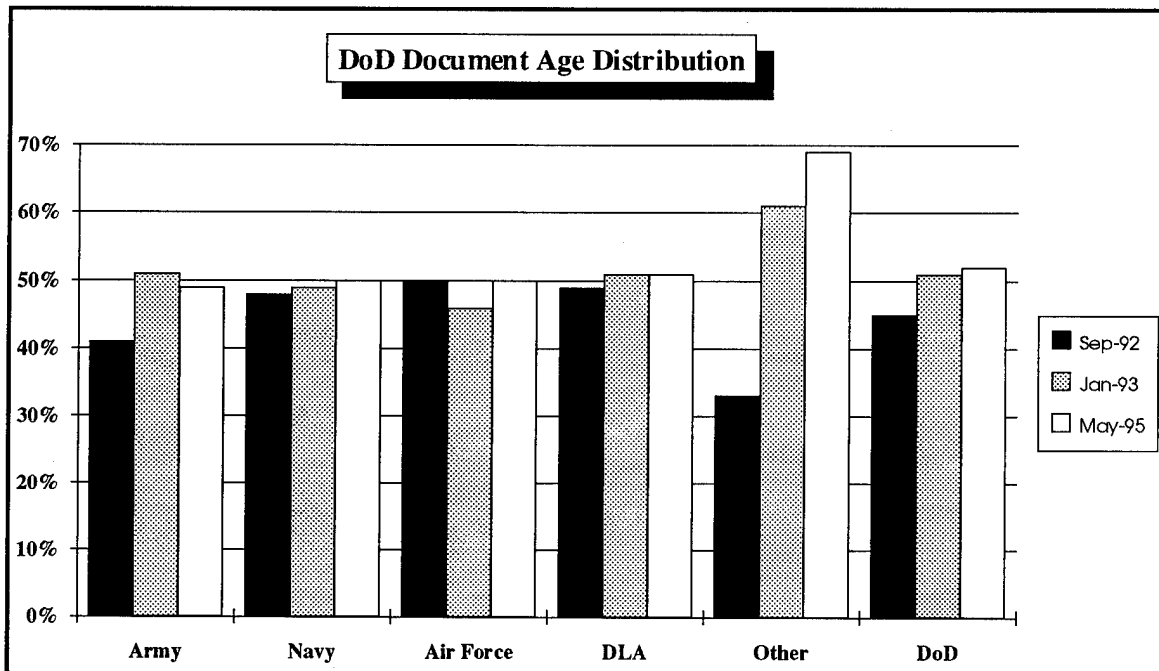


Summary

DoD Document Summary



Comparison of Document Age



As part of the acquisition reform of military specifications and standards, questionnaires are to be filled out for all military specifications, standards, and spec sheets. As a result of this requirement, all military documents will either be validated or revised to comply with acquisition reform initiatives. Current document revision is estimated to be completed by the end of calendar year 1997. As a result, if there is an overage document at the end of calendar year 1997, the document will have neither been revised or reviewed and has probably "fallen through the cracks" of the standardization program. The author recommends that any such documents be canceled automatically.

Appendix A - Spreadsheet for Graphics

This appendix provides the data that were used to generate the graphs of this report. They are provided so that standardization personnel can obtain a clearer understanding of the document age distributions depicted in the report. As mentioned above, any documents dated earlier than 1950 were listed under 1950.

If any preparing activity desires more specific data, they should contact the author.

Appendix A

Document Year	Army SD-1 Standardization Management Activity Codes										
	AI	AL	AM	AR	AT	AV	CE	CR	EA	ER	GL
1995	0	0	0	49	12	3	0	7	0	34	3
1994	68	10	0	247	122	10	5	12	49	266	122
1993	32	11	0	298	154	17	12	81	42	249	155
1992	29	14	0	260	188	23	26	110	44	154	165
1991	34	7	5	335	160	10	35	164	57	202	140
1990	21	10	0	364	177	12	6	141	56	129	189
1989	24	10	1	157	146	22	11	148	73	224	140
1988	4	5	15	543	99	19	13	267	117	90	185
1987	1	5	8	329	178	43	4	87	99	27	105
1986	2	11	28	206	77	13	5	156	78	18	68
1985	1	5	47	67	57	7	15	74	25	97	68
1984	1	1	65	44	43	12	3	21	30	7	26
1983	0	0	38	18	63	14	1	5	9	8	45
1982	2	1	36	24	20	11	3	13	9	9	38
1981	0	1	41	15	40	8	18	6	13	5	30
1980	0	0	37	21	30	6	12	3	8	8	10
1979	0	0	39	59	19	6	1	4	20	3	14
1978	0	0	24	20	12	11	0	4	10	3	35
1977	0	0	11	51	9	6	2	6	13	11	44
1976	0	0	20	47	15	4	0	12	6	15	64
1975	0	0	7	56	12	5	8	10	1	2	34
1974	0	0	6	28	11	2	0	7	7	1	29
1973	0	0	14	76	13	3	0	8	2	4	22
1972	0	0	2	51	8	5	0	1	12	4	20
1971	0	0	5	44	5	5	0	2	4	9	15
1970	0	0	3	37	6	3	0	3	10	3	15
1969	0	0	0	37	4	0	0	5	26	3	16
1968	0	0	1	36	17	1	2	2	18	13	18
1967	0	0	0	23	4	2	1	4	14	10	19
1966	0	0	2	49	9	1	0	1	9	5	6
1965	0	0	2	27	3	0	0	8	11	6	14
1964	0	0	2	28	5	1	0	3	27	0	11
1963	0	0	0	27	1	0	0	1	11	0	28
1962	0	0	0	25	2	1	0	0	7	3	5
1961	0	0	0	20	0	2	0	3	9	0	3
1960	0	0	0	24	1	0	0	1	6	4	1
1959	0	0	1	4	1	0	0	2	18	0	1
1958	0	0	0	7	0	0	0	1	5	1	1
1957	0	0	0	5	0	0	0	0	5	1	2
1956	0	0	0	15	0	1	0	1	2	0	1
1955	0	0	0	3	0	0	0	0	2	3	2
1954	0	0	0	16	0	1	0	0	6	0	1
1953	0	0	0	8	0	1	0	0	4	2	1
1952	0	0	0	8	0	1	0	0	4	2	3
1951	0	0	0	10	0	1	0	0	5	0	0
1950	0	0	0	28	0	0	0	0	6	0	0
Total =	219	91	460	3846	1723	293	183	1384	989	1635	1914
Overage =	35	39	455	2293	910	218	99	869	741	601	1140
% Overage =	16%	43%	99%	60%	53%	74%	54%	63%	75%	37%	60%
% Over 7 yrs =	3%	26%	95%	41%	39%	60%	41%	33%	56%	18%	43%

Appendix A

Document Year	Army SD-1 Standardization Management Activity Codes										
	IH	MD	ME	MI	MR	MT	PT	SC	SM	SY	TE
1995	74	0	1	0	1	0	0	0	0	0	0
1994	705	0	100	29	83	0	0	1	12	0	0
1993	506	0	44	25	158	0	0	1	6	0	1
1992	166	0	112	107	169	1	18	1	4	0	0
1991	57	2	22	61	335	2	3	0	2	0	0
1990	28	2	22	58	118	0	0	4	5	0	0
1989	1	0	22	18	108	1	0	0	7	0	3
1988	0	0	20	18	110	0	0	1	1	1	0
1987	0	0	33	15	123	0	0	3	0	0	0
1986	1	0	26	2	25	0	0	1	0	0	0
1985	2	0	21	1	28	0	0	2	1	0	0
1984	0	0	17	2	28	0	0	0	0	0	0
1983	0	0	17	1	15	0	0	3	0	0	0
1982	0	0	3	0	10	1	0	1	0	0	0
1981	0	0	5	0	9	0	0	1	0	0	0
1980	0	0	6	0	6	1	0	0	0	0	0
1979	0	0	5	0	4	1	0	0	0	0	0
1978	0	0	4	0	5	0	0	0	0	0	0
1977	1	0	8	0	6	0	0	0	0	0	0
1976	0	0	1	1	8	0	0	0	0	0	0
1975	0	0	4	0	3	0	0	0	0	0	0
1974	1	0	4	0	3	0	0	0	0	0	0
1973	0	0	5	0	3	0	0	2	0	0	0
1972	0	0	3	0	2	0	0	0	0	0	0
1971	0	0	1	0	5	0	0	0	0	0	0
1970	0	0	2	0	3	0	0	0	0	0	0
1969	0	0	1	0	2	0	0	0	0	0	0
1968	0	0	2	0	4	0	0	0	0	0	0
1967	0	0	1	0	5	0	0	0	0	0	0
1966	0	0	2	0	0	0	0	0	0	0	0
1965	0	0	1	0	0	0	0	0	0	0	0
1964	0	0	0	1	0	0	0	0	0	0	0
1963	0	0	0	0	1	0	0	0	0	0	0
1962	0	0	0	0	0	0	0	0	0	0	0
1961	0	0	0	0	1	0	0	0	0	0	0
1960	0	0	0	1	1	0	0	0	0	0	0
1959	0	0	0	0	0	0	0	0	0	0	0
1958	0	0	0	0	0	0	0	0	0	0	0
1957	0	0	1	0	0	0	0	0	0	0	0
1956	0	0	0	0	1	0	0	0	0	0	0
1955	0	0	0	0	1	0	0	0	0	0	0
1954	0	0	0	0	0	0	0	0	0	0	0
1953	0	0	0	0	0	0	0	0	0	0	0
1952	0	0	0	0	0	0	0	0	0	0	0
1951	0	0	0	0	0	0	0	0	0	0	0
1950	0	0	0	0	0	0	0	0	0	0	0
Total =	1542	4	516	340	1384	7	21	21	38	1	4
Overage =	6	0	215	60	520	4	0	14	9	1	3
% Overage =	0%	0%	42%	18%	38%	57%	0%	67%	24%	100%	75%
% Over 7 yrs =	0%	0%	34%	7%	22%	43%	0%	62%	3%	0%	0%

Appendix A

Document Year	Army Codes		Navy SD-1 Standardization Management Activity Codes								
	TM	Army Total	AS	BC	CG	EC	MC	MS	NI	NM	NU
1995	0	184	24	0	0	1	3	0	3	0	0
1994	9	1850	381	0	0	2	45	0	12	0	0
1993	4	1796	164	0	0	4	21	0	17	9	0
1992	13	1604	174	0	0	3	7	0	6	0	3
1991	5	1638	810	0	0	1	2	0	3	1	1
1990	4	1346	218	0	0	1	8	0	13	0	0
1989	4	1120	246	0	0	4	4	0	2	1	0
1988	1	1509	284	1	0	11	21	0	0	0	2
1987	0	1060	343	0	2	10	11	1	0	4	0
1986	1	718	179	0	0	17	8	0	0	6	0
1985	0	518	165	0	0	12	3	0	0	15	0
1984	1	301	211	0	0	11	3	0	0	6	0
1983	0	237	180	0	0	3	1	0	0	0	0
1982	0	181	111	0	1	3	6	0	1	0	1
1981	0	192	92	0	0	1	1	0	0	0	1
1980	0	148	80	0	0	0	2	0	0	0	0
1979	0	175	63	0	0	4	2	0	0	0	1
1978	0	128	87	0	0	3	2	0	0	0	0
1977	1	169	98	0	1	6	2	0	0	1	0
1976	1	194	114	0	0	2	3	0	0	1	0
1975	0	142	46	0	1	3	3	0	0	0	0
1974	0	99	71	0	0	1	1	0	0	0	0
1973	0	152	51	0	0	1	3	0	1	0	0
1972	0	108	61	0	2	7	3	0	0	0	0
1971	0	95	78	0	1	3	1	0	0	0	0
1970	0	85	63	0	0	6	0	0	0	1	0
1969	0	94	56	0	4	4	1	0	0	4	0
1968	0	114	45	0	0	2	0	0	0	0	0
1967	0	83	67	0	0	1	1	0	0	8	0
1966	0	84	59	0	0	2	0	0	0	1	0
1965	0	72	54	0	3	0	0	0	0	0	0
1964	0	78	38	0	1	1	0	0	0	0	0
1963	0	69	40	0	2	2	0	0	0	2	0
1962	0	43	20	0	2	0	0	0	1	3	0
1961	0	38	19	0	3	0	0	0	0	0	0
1960	0	39	22	0	2	1	0	0	0	1	0
1959	0	27	16	0	0	0	0	0	0	1	0
1958	0	15	21	0	0	0	0	0	0	2	0
1957	0	14	18	0	1	1	0	0	0	1	0
1956	0	21	24	0	0	0	0	0	0	0	0
1955	0	11	18	0	0	0	0	0	0	0	0
1954	0	24	14	0	0	0	0	0	0	0	0
1953	0	16	30	0	0	0	0	0	0	0	0
1952	0	18	10	0	0	0	0	0	0	0	0
1951	0	16	10	0	0	0	0	0	0	0	0
1950	0	34	30	0	0	0	0	0	0	0	0
Total =	44	16659	5005	1	26	134	168	1	59	68	9
Overage =	9	8241	3234	1	26	122	82	1	5	58	5
% Overage =	20%	49%	65%	100%	100%	91%	49%	100%	8%	85%	56%
% Over 7 yrs =	9%	34%	54%	0%	100%	80%	34%	100%	5%	84%	33%

Appendix A

Document Year	Navy SD-1 Standardization Management Activity Codes									Navy Total
	NW	OM	OS	SA	SH	TD	YD1	YD2	YD3	
1995	1	0	6	0	50	0	23	1	215	327
1994	53	0	46	11	338	0	353	5	307	1553
1993	123	0	69	3	222	0	312	7	241	1192
1992	107	0	156	9	291	0	330	7	4	1097
1991	81	0	227	9	297	0	360	14	5	1811
1990	44	2	61	3	274	3	224	10	0	861
1989	37	0	97	24	405	2	247	13	5	1087
1988	0	0	78	6	130	0	150	19	0	702
1987	0	1	147	1	172	0	81	18	0	791
1986	1	0	148	6	129	1	46	1	1	543
1985	3	0	41	6	88	0	52	0	5	390
1984	4	0	10	1	52	2	28	0	5	333
1983	11	0	7	1	57	0	18	0	3	281
1982	3	0	9	2	29	1	16	0	4	187
1981	0	0	2	13	26	0	27	1	2	166
1980	1	0	2	0	12	0	17	0	1	115
1979	0	0	6	0	9	1	9	0	0	95
1978	0	0	22	1	22	1	6	0	0	144
1977	0	0	8	1	25	1	3	0	0	146
1976	0	0	25	0	7	0	5	0	0	157
1975	0	0	21	0	10	0	0	0	0	84
1974	0	0	22	0	17	0	3	0	0	115
1973	0	0	22	0	14	0	6	0	0	98
1972	0	0	20	0	25	0	5	0	0	123
1971	0	0	22	0	27	0	2	0	0	134
1970	0	0	20	2	20	0	1	0	0	113
1969	0	0	125	2	13	1	1	0	0	211
1968	0	0	5	0	25	0	2	0	0	79
1967	0	0	5	2	16	0	2	0	0	102
1966	0	0	14	1	18	0	1	0	0	96
1965	0	0	24	0	19	1	1	0	0	102
1964	0	0	7	1	16	0	1	0	0	65
1963	0	0	9	0	11	0	1	0	0	67
1962	0	0	4	0	7	0	0	0	0	37
1961	0	0	6	0	11	0	0	0	0	39
1960	0	0	3	0	5	0	0	0	0	34
1959	0	0	9	1	8	0	0	0	0	35
1958	0	0	2	0	1	0	0	0	0	26
1957	0	0	1	0	1	0	0	0	0	23
1956	0	0	5	0	4	0	0	0	0	33
1955	0	0	2	0	3	0	0	0	0	23
1954	0	0	2	0	0	0	0	0	0	16
1953	0	0	4	0	12	0	0	0	0	46
1952	0	0	2	0	1	0	0	0	0	13
1951	0	0	1	0	1	0	0	0	0	12
1950	0	0	1	1	0	0	0	0	0	32
Total =	469	3	1525	107	2920	14	2333	96	798	13736
Overage =	60	1	960	72	1448	11	731	52	26	6895
% Overage =	13%	33%	63%	67%	50%	79%	31%	54%	3%	50%
% Over 7 yrs =	5%	33%	51%	39%	31%	64%	14%	21%	3%	37%

Appendix A

Document Year	Air Force SD-1 Standardization Management Activity Codes										
	2	5	6	10	11	13	16	17	18	19	22
1995	0	0	9	0	42	0	0	1	0	0	0
1994	0	12	94	3	134	0	0	7	0	9	0
1993	0	18	109	7	67	0	7	4	0	14	0
1992	0	1	103	3	38	0	7	2	0	16	1
1991	0	2	113	1	114	0	3	4	0	3	0
1990	0	0	61	4	124	0	2	2	1	7	0
1989	0	0	19	8	135	0	0	3	0	10	0
1988	0	0	17	2	88	0	2	1	1	3	0
1987	0	0	6	0	25	1	0	1	0	2	0
1986	0	0	38	0	61	0	3	0	0	1	0
1985	0	0	20	3	8	1	0	2	1	0	0
1984	0	0	22	1	6	0	1	2	0	0	0
1983	2	0	21	2	26	0	0	0	1	0	0
1982	0	0	9	0	21	0	1	0	0	0	0
1981	0	0	8	1	35	0	0	0	0	0	0
1980	0	0	9	2	9	0	0	0	0	0	0
1979	0	0	3	1	3	0	0	0	0	0	0
1978	1	0	3	0	2	0	0	1	0	0	0
1977	3	0	2	0	18	0	2	0	0	0	0
1976	2	0	4	0	3	0	0	0	2	0	0
1975	0	0	3	4	6	0	0	1	0	0	0
1974	0	0	2	0	3	0	1	0	0	0	0
1973	2	0	1	0	2	3	0	0	0	0	0
1972	1	0	0	0	0	0	0	2	0	0	0
1971	0	0	0	1	3	0	0	0	0	0	0
1970	0	0	0	0	0	0	0	0	3	1	0
1969	0	0	0	0	0	1	0	0	0	1	0
1968	0	0	0	1	2	0	0	0	0	1	0
1967	0	0	0	0	1	2	0	0	0	2	0
1966	0	0	1	0	0	1	0	0	0	0	0
1965	0	0	0	0	0	1	0	0	0	1	0
1964	0	0	0	1	0	0	0	0	0	0	0
1963	0	0	0	0	2	0	0	0	0	0	0
1962	0	0	0	0	0	1	0	0	0	0	0
1961	0	0	0	0	2	0	0	0	0	0	0
1960	0	0	0	0	0	0	0	0	0	0	0
1959	0	0	0	0	1	0	0	0	0	4	0
1958	0	0	0	0	0	0	0	0	0	0	0
1957	0	0	0	0	0	0	0	0	0	0	0
1956	0	0	0	0	0	0	0	0	0	0	0
1955	0	0	0	0	0	0	0	0	0	0	0
1954	0	0	0	0	0	0	0	0	0	0	0
1953	0	0	0	0	0	0	0	0	0	0	0
1952	0	0	0	0	1	0	1	0	1	0	0
1951	0	0	0	0	2	0	0	0	0	0	0
1950	0	0	0	0	0	1	0	0	0	0	0
Total =	11	33	677	45	984	12	30	33	10	75	1
Overage =	11	0	188	27	465	12	11	13	9	26	0
% Overage =	100%	0%	28%	60%	47%	100%	37%	39%	90%	35%	0%
% Over 7 yrs =	100%	0%	22%	38%	25%	100%	30%	27%	80%	17%	0%

Appendix A

Document Year	Air Force SD-1 Standardization Management Activity Codes										
	27	30	31	32	50	68	69	70	71	79	80
1995	0	0	0	0	0	0	0	1	12	0	1
1994	1	3	0	0	0	6	7	4	95	0	4
1993	0	0	0	0	0	9	5	30	43	8	1
1992	0	0	0	0	0	6	1	1	31	1	1
1991	0	0	0	0	0	7	1	1	25	1	0
1990	0	0	0	0	0	30	0	7	21	1	0
1989	0	0	0	0	1	4	7	9	11	0	0
1988	0	1	0	0	0	16	6	10	19	0	0
1987	0	0	0	0	0	3	5	0	23	0	3
1986	0	0	0	1	0	2	1	4	25	0	0
1985	0	0	0	0	0	5	0	4	1	0	2
1984	0	0	0	0	0	4	0	0	0	0	3
1983	0	0	0	0	0	0	0	1	4	0	1
1982	0	0	0	0	0	3	1	0	0	0	1
1981	0	0	1	0	0	11	0	0	0	0	6
1980	0	0	0	0	0	5	0	1	0	0	1
1979	0	0	0	0	0	3	0	1	0	0	5
1978	0	0	0	0	0	4	0	1	0	0	6
1977	0	0	0	0	0	4	0	1	0	0	4
1976	0	0	0	0	0	1	2	0	1	0	0
1975	0	0	0	0	0	0	0	0	0	0	1
1974	0	0	0	0	0	0	2	1	1	0	0
1973	0	0	0	0	0	7	0	0	0	0	0
1972	0	0	0	0	0	1	0	1	1	0	1
1971	0	0	0	0	0	3	0	0	0	0	1
1970	0	0	0	0	0	37	0	0	0	0	1
1969	0	0	0	0	0	0	0	1	0	0	1
1968	0	0	0	0	0	0	0	0	0	0	0
1967	0	0	0	0	0	0	0	0	0	0	0
1966	0	0	0	0	0	0	0	0	0	0	1
1965	0	0	0	0	0	0	0	0	0	0	0
1964	0	0	0	0	0	0	0	0	0	0	0
1963	0	0	0	0	0	0	0	0	0	0	0
1962	0	0	0	0	0	0	0	0	0	0	0
1961	0	0	0	0	0	0	0	0	0	0	0
1960	0	0	0	0	0	0	0	0	0	0	0
1959	0	0	0	0	0	0	0	0	0	0	0
1958	0	0	0	0	0	0	0	0	0	0	0
1957	0	0	0	0	0	0	0	0	0	0	0
1956	0	0	0	0	0	0	0	0	0	0	0
1955	0	0	0	0	0	0	0	0	0	0	0
1954	0	0	0	0	0	0	0	0	0	0	0
1953	0	0	0	0	0	0	0	0	0	0	0
1952	0	0	0	0	0	0	0	0	0	0	0
1951	0	0	0	0	0	0	0	0	0	0	0
1950	0	0	0	0	0	0	0	0	0	0	0
Total =	1	4	1	1	1	171	38	79	313	11	45
Overage =	0	1	1	1	1	113	24	35	86	0	38
% Overage =	0%	25%	100%	100%	100%	66%	63%	44%	27%	0%	84%
% Over 7 yrs =	0%	0%	100%	100%	0%	54%	29%	20%	18%	0%	84%

Appendix A

Document Year	Air Force SD-1 Standardization Mgmt Activity Codes							DLA SMA Codes			
	82	84	85	90	93	99	AF Total	CS	CT	DH	DM
1995	8	2	16	0	0	1	93	2	19	0	0
1994	99	60	104	1	0	3	646	5	86	0	8
1993	54	24	202	0	0	2	604	52	101	0	0
1992	35	13	73	1	0	3	337	9	91	0	1
1991	26	4	30	2	0	9	346	7	143	0	5
1990	40	31	54	1	0	3	389	11	216	1	0
1989	91	30	92	1	0	1	422	2	183	0	0
1988	55	26	92	0	2	1	342	9	225	1	0
1987	49	17	152	4	0	1	292	2	177	0	0
1986	47	28	7	0	0	7	225	2	72	0	0
1985	49	5	16	0	0	1	118	0	60	1	0
1984	48	4	0	0	0	0	91	3	42	0	0
1983	71	5	5	0	0	5	144	1	13	0	0
1982	40	15	2	0	0	6	99	0	18	0	0
1981	9	9	0	1	0	0	81	3	16	0	0
1980	5	4	4	1	0	0	41	1	15	0	0
1979	17	5	3	0	0	7	48	2	23	0	0
1978	32	2	3	0	0	2	57	1	18	0	1
1977	17	3	6	2	0	2	64	0	7	0	2
1976	22	5	2	0	0	1	45	0	7	0	2
1975	16	4	4	0	0	2	41	0	4	0	0
1974	25	6	1	0	0	0	42	0	3	0	2
1973	8	4	2	0	0	1	30	0	2	0	0
1972	46	4	2	0	0	0	59	0	6	0	0
1971	30	5	0	0	0	1	44	0	5	0	0
1970	13	0	1	0	0	0	56	0	6	0	0
1969	7	1	2	0	0	0	14	0	3	0	0
1968	7	1	2	0	0	0	14	0	1	0	0
1967	6	3	1	0	0	1	16	0	2	1	0
1966	5	0	0	0	0	2	10	0	2	0	0
1965	5	1	0	0	0	0	8	0	1	0	0
1964	2	0	0	0	0	0	3	0	1	0	0
1963	3	0	1	0	0	0	6	0	1	0	0
1962	0	0	1	0	0	1	3	0	1	0	0
1961	0	1	0	0	0	0	3	0	0	0	0
1960	1	0	0	0	0	0	1	0	0	0	0
1959	2	2	0	0	0	0	9	0	0	0	0
1958	5	0	1	0	0	0	6	0	0	0	0
1957	0	0	1	0	0	0	1	0	1	0	0
1956	0	0	0	0	0	0	0	0	0	0	0
1955	1	0	0	0	0	0	1	0	0	0	0
1954	0	0	0	0	0	1	1	0	0	0	0
1953	0	0	1	0	0	1	2	0	1	0	0
1952	0	0	0	0	0	0	3	0	0	0	0
1951	0	0	0	0	0	0	2	0	0	0	0
1950	0	0	0	0	0	2	3	0	0	0	0
Total =	996	324	883	14	2	67	4862	112	1572	4	21
Overage =	734	190	404	9	2	46	2447	26	916	3	7
% Overage =	74%	59%	46%	64%	100%	69%	50%	23%	58%	75%	33%
% Over 7 yrs =	59%	41%	25%	57%	0%	66%	35%	13%	32%	50%	33%

Appendix A

Document Year	DLA SD-1 Standardization Management Activity Codes								OSD SMA Codes		
	DP	ES	GS	IP	IS	LS	PS	DLA Total	DO	HP	IQ
1995	0	110	1	0	77	0	1	210	0	0	0
1994	0	383	20	0	555	0	4	1061	1	0	0
1993	0	721	19	0	130	0	9	1032	4	0	0
1992	0	333	27	1	91	1	9	563	4	0	0
1991	0	256	135	2	320	0	5	873	0	0	0
1990	0	232	90	1	62	0	2	615	0	0	0
1989	0	262	72	0	122	0	2	643	0	0	0
1988	0	244	43	0	157	0	2	681	0	1	0
1987	2	170	41	0	97	0	2	491	0	0	0
1986	1	190	37	1	138	0	2	443	1	0	0
1985	0	126	22	0	118	0	0	327	0	0	0
1984	2	61	7	0	83	0	2	200	0	0	0
1983	3	95	5	0	38	0	0	155	0	0	0
1982	1	43	3	0	22	0	0	87	0	0	0
1981	0	58	10	0	28	0	0	115	0	0	0
1980	0	43	4	0	16	0	1	80	0	0	0
1979	0	33	8	0	23	0	0	89	0	0	1
1978	0	65	15	0	35	0	0	135	0	0	1
1977	1	52	2	0	11	0	0	75	0	0	0
1976	0	99	4	0	17	0	0	129	0	0	0
1975	0	105	0	0	6	0	0	115	0	0	0
1974	0	34	3	0	36	0	0	78	0	0	0
1973	0	21	0	0	12	0	0	35	0	0	0
1972	0	43	2	0	87	0	0	138	0	0	0
1971	0	43	0	0	19	0	0	67	0	0	0
1970	0	58	4	0	17	0	0	85	0	0	0
1969	0	14	2	0	24	0	0	43	0	0	0
1968	0	22	0	0	23	0	0	46	0	0	0
1967	0	10	0	0	7	0	0	20	0	0	0
1966	0	19	0	0	6	0	0	27	0	0	0
1965	0	12	0	0	19	0	0	32	0	0	0
1964	0	9	1	0	17	0	0	28	0	0	0
1963	0	16	1	0	14	0	0	32	0	0	0
1962	0	1	0	0	28	0	0	30	0	0	0
1961	0	4	0	0	1	0	0	5	0	0	0
1960	0	4	0	0	4	0	0	8	0	0	0
1959	0	1	0	0	3	0	0	4	0	0	0
1958	0	0	0	0	6	0	0	6	0	0	0
1957	0	0	0	0	1	0	0	2	0	0	0
1956	0	0	0	0	0	0	0	0	0	0	0
1955	0	2	0	0	1	0	0	3	0	0	0
1954	0	2	0	0	1	0	0	3	0	0	0
1953	0	0	0	0	2	0	0	3	0	0	0
1952	0	0	0	0	0	0	0	0	0	0	0
1951	0	0	0	0	0	0	0	0	0	0	0
1950	0	1	0	0	4	0	0	5	0	0	0
Total =	10	3997	578	5	2478	1	41	8819	10	1	2
Overage =	10	1962	286	1	1243	0	11	4465	1	1	2
% Overage =	100%	49%	49%	20%	50%	0%	27%	51%	10%	100%	100%
% Over 7 yrs =	100%	36%	30%	20%	39%	0%	17%	36%	10%	0%	100%

Appendix A

Document Year	OSD SMA Codes		Other SD-1 Standardization Management Activity Codes								
	SO	OSD Total	DC	FSS	FV	JT	MB	MP	NA	NS	PM
1995	6	6	3	3	0	0	6	2	7	0	0
1994	1	2	21	104	4	0	104	11	25	0	0
1993	2	6	12	92	6	0	223	1	8	0	0
1992	1	5	5	83	3	0	338	11	8	0	0
1991	3	3	5	75	0	0	313	1	6	0	0
1990	3	3	3	89	1	1	350	10	1	0	0
1989	0	0	1	131	1	4	464	0	9	0	0
1988	2	3	2	84	0	1	475	0	19	0	1
1987	0	0	0	41	0	0	402	0	2	0	0
1986	2	3	3	55	0	1	241	0	2	2	0
1985	1	1	2	75	1	0	211	0	0	4	0
1984	1	1	5	106	0	0	9	0	4	0	0
1983	1	1	13	71	0	0	9	0	8	1	0
1982	0	0	6	84	0	0	19	0	1	1	0
1981	0	0	25	140	0	0	19	0	1	0	0
1980	0	0	5	149	0	0	2	0	0	0	0
1979	0	1	5	162	0	0	4	0	0	0	0
1978	0	1	4	36	0	0	14	0	0	0	0
1977	0	0	7	203	0	0	14	0	0	0	0
1976	0	0	5	90	0	0	26	0	0	0	0
1975	0	0	2	65	0	0	14	0	0	0	0
1974	0	0	3	43	0	0	3	0	0	0	0
1973	0	0	2	61	0	0	8	0	0	0	0
1972	0	0	1	49	0	0	8	0	0	0	0
1971	0	0	3	31	0	0	5	0	0	0	0
1970	0	0	1	39	0	0	6	0	0	0	0
1969	0	0	1	35	0	0	4	0	0	0	0
1968	0	0	2	40	0	0	3	0	0	0	0
1967	0	0	1	39	0	0	4	0	0	0	0
1966	0	0	0	44	0	0	1	0	0	0	0
1965	0	0	0	37	0	0	5	0	0	0	0
1964	0	0	0	34	0	0	5	0	0	0	0
1963	0	0	0	22	0	0	2	0	0	0	0
1962	0	0	0	12	0	0	2	0	0	0	0
1961	0	0	0	8	0	0	4	0	0	0	0
1960	0	0	0	4	0	0	2	0	0	0	0
1959	0	0	0	8	0	0	4	0	0	0	0
1958	0	0	0	6	0	0	8	0	0	0	0
1957	0	0	0	7	0	0	6	0	0	0	0
1956	0	0	0	8	0	0	1	0	0	0	0
1955	0	0	0	6	0	0	0	0	0	0	0
1954	0	0	0	1	0	0	1	0	0	0	0
1953	0	0	0	4	0	0	0	0	0	0	0
1952	0	0	0	6	0	0	1	0	0	0	0
1951	0	0	0	1	0	0	0	0	0	0	0
1950	0	0	0	9	0	0	3	0	0	0	0
Total =	23	36	148	2492	16	7	3343	36	101	8	1
Overage =	7	11	99	2046	2	6	2009	0	46	8	1
% Overage =	30%	31%	67%	82%	13%	86%	60%	0%	46%	100%	100%
% Over 7 yrs =	22%	22%	65%	73%	6%	14%	32%	0%	18%	100%	0%

Appendix A

Document Year	Other Total	DoD Total	Interim Documents					Total
			Army	Navy	AF	DLA	Other	
1995	21	841	1	0	0	0	0	1
1994	269	5381	11	1	0	0	1	13
1993	342	4972	4	0	2	0	2	8
1992	448	4054	13	2	1	0	1	17
1991	400	5071	13	4	0	0	2	19
1990	455	3669	15	1	2	0	7	25
1989	610	3882	2	4	0	0	18	24
1988	582	3819	5	0	1	0	67	73
1987	445	3079	9	7	4	0	122	142
1986	304	2236	14	1	1	1	51	68
1985	293	1647	12	4	0	0	1	17
1984	124	1050	5	2	0	0	5	12
1983	102	920	6	1	2	0	4	13
1982	111	665	5	0	0	0	1	6
1981	185	739	2	3	0	0	2	7
1980	156	540	2	2	0	0	3	7
1979	171	579	0	2	0	0	10	12
1978	54	519	2	2	1	0	9	14
1977	224	678	7	0	1	1	23	32
1976	121	646	2	1	0	0	47	50
1975	81	463	2	0	0	0	11	13
1974	49	383	4	0	1	1	6	12
1973	71	386	1	0	0	0	17	18
1972	58	486	1	0	2	0	18	21
1971	39	379	1	2	0	0	19	22
1970	46	385	2	0	0	0	27	29
1969	40	402	2	2	0	0	22	26
1968	45	298	2	0	0	0	21	23
1967	44	265	2	2	0	0	20	24
1966	45	262	0	0	0	0	10	10
1965	42	256	1	1	0	0	14	16
1964	39	213	0	1	0	0	13	14
1963	24	198	1	0	0	0	5	6
1962	14	127	0	0	0	0	4	4
1961	12	97	0	0	0	0	0	0
1960	6	88	0	0	0	0	0	0
1959	12	87	0	0	0	0	0	0
1958	14	67	0	0	0	0	0	0
1957	13	53	0	0	0	0	2	2
1956	9	63	0	0	0	0	0	0
1955	6	44	0	0	0	0	0	0
1954	2	46	0	0	0	0	1	1
1953	4	71	0	0	0	0	0	0
1952	7	41	0	0	0	0	0	0
1951	1	31	0	0	0	0	0	0
1950	12	86	0	0	0	0	0	0
Total =	6152	50264	149	45	18	3	586	801
Overage =	4217	26276	133	44	16	3	583	779
% Overage =	69%	52%	89%	98%	89%	100%	99%	97%
% Over 7 yrs =	49%	37%						