

13

**DAHLGREN DIVISION
NAVAL SURFACE WARFARE CENTER**

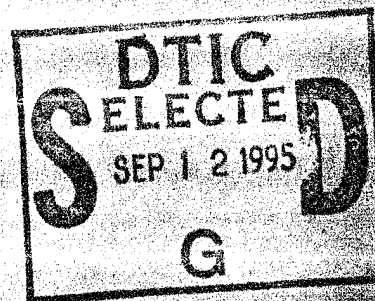
Dahlgren, Virginia 22448-5100



NSWCDD/MP-95/67

**DAHLGREN DIVISION PUBLICATIONS
FORMAT GUIDE**

INFORMATION MANAGEMENT DEPARTMENT



AUGUST 1995

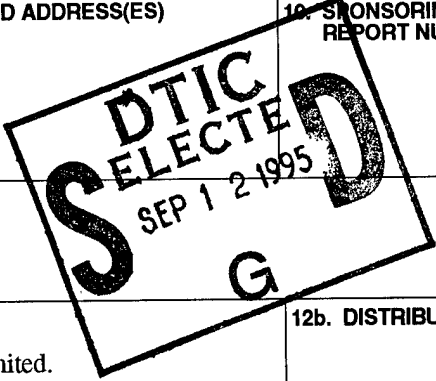
Approved for public release; distribution is unlimited.

19950907 001

REPORT DOCUMENTATION PAGE

Form Approved
OBM No. 0704-0188

Public reporting burden for this collection of information is estimated to average 1 hour per response, including the time for reviewing instructions, search existing data sources, gathering and maintaining the data needed, and completing and reviewing the collection of information. Send comments regarding this burden or any other aspect of this collection of information, including suggestions for reducing this burden, to Washington Headquarters Services, Directorate for Information Operations and Reports, 1215 Jefferson Davis Highway, Suite 1204, Arlington, VA 22202-4302, and to the Office of Management and Budget, Paperwork Reduction Project (0704-0188), Washington, DC 20503.

1. AGENCY USE ONLY (Leave blank)		2. REPORT DATE August 1995	3. REPORT TYPE AND DATES COVERED	
4. TITLE AND SUBTITLE Dahlgren Division Publications Format Guide			5. FUNDING NUMBERS	
6. AUTHOR(s) Information Management Department				
7. PERFORMING ORGANIZATION NAME(S) AND ADDRESS(ES) Attn: Code E20 Commander Naval Surface Warfare Center, Dahlgren Division 17320 Dahlgren Rd Dahlgren, VA 22448-5100			8. PERFORMING ORGANIZATION REPORT NUMBER NSWCDD/MP-95/67	
9. SPONSORING/MONITORING AGENCY NAME(S) AND ADDRESS(ES)			10. SPONSORING/MONITORING AGENCY REPORT NUMBER	
				
11. SUPPLEMENTARY NOTES				
12a. DISTRIBUTION/AVAILABILITY STATEMENT Approved for public release; distribution is unlimited.			12b. DISTRIBUTION CODE	
13. ABSTRACT (Maximum 200 words) This <i>Guide</i> is to be used to prepare Naval Surface Warfare Center, Dahlgren Division publications including technical reports, technical notes, miscellaneous publications, and administrative publications. It is intended to unify publications format, review, approval, and distribution at Dahlgren, Virginia, and Coastal Systems Station, Panama City, Florida.				
14. SUBJECT TERMS technical reports, publications, format			15. NUMBER OF PAGES 73	
			16. PRICE CODE	
17. SECURITY CLASSIFICATION OF REPORT UNCLASSIFIED	18. SECURITY CLASSIFICATION OF THIS PAGE UNCLASSIFIED	19. SECURITY CLASSIFICATION OF ABSTRACT UNCLASSIFIED	20. LIMITATION OF ABSTRACT UL	

FOREWORD

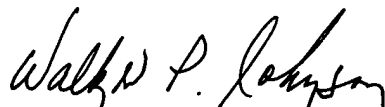
The *Dahlgren Division Publications Format Guide* is to be used to prepare Naval Surface Warfare Center, Dahlgren Division (NSWCDD) publications including technical reports, technical notes, miscellaneous publications, and administrative publications. This *Guide* is intended to unify NSWCDD publications at Dahlgren, Virginia, and Coastal Systems Station, Panama City, Florida, by clarifying processes and detailing current elements of format.

This *Guide* supersedes NAVSWC/MP-92/2 and NCSC Technical Manual 122-82, Revision A; implements SECNAVINST 3900.29C and ANSI Z39.18-1987; and supplements NSWCDDINST 5219.1.

The *Guide* has been reviewed by the following: Security Office, Technical Information Division, Patent Counsel, and Public Affairs.

If there are any questions or comments about the *Guide*, please contact the Technical Information Division (Dahlgren), commercial (540) 653-8921 or DSN 249-8921 or the Technical Publications Branch (Panama City), commercial (904) 234-4940 or DSN 436-4940. Comments are welcome and will be considered when the *Guide* is revised.

Approved by:



WALKER P. JOHNSON, Head
Information Management Department

Accession For	
NTIS CRA&I	<input checked="" type="checkbox"/>
DTIC TAB	<input type="checkbox"/>
Unannounced	<input type="checkbox"/>
Justification _____	
By _____	
Distribution /	
Availability Codes	
Dist	Avail and/or Special
A-1	

CONTENTS

<u>Chapter</u>		<u>Page</u>
1	GENERAL INFORMATION	1-1
	APPLICABLE PUBLICATIONS	1-1
	TYPES OF NSWCDD PUBLICATIONS	1-2
	PUBLICATION IDENTIFICATION NUMBER	1-6
	PUBLICATION TITLE	1-7
	PUBLICATION DATE	1-7
	TYPEFACE	1-7
	PAGINATION	1-7
	EQUATION NUMBERING	1-8
	RUNNING HEADS	1-8
2	FRONT ELEMENTS OF NSWCDD PUBLICATIONS	2-1
	FRONT COVER	2-1
	STANDARD FORM 298	2-1
	FOREWORD	2-2
	CONTENTS	2-3
	ILLUSTRATIONS AND TABLES	2-4
	GLOSSARY	2-5
	EXECUTIVE SUMMARY	2-5
3	MAIN BODY OF NSWCDD PUBLICATIONS	3-1
	MAIN BODY	3-1
	HEADINGS	3-1
	FOOTNOTES	3-2
	ILLUSTRATIONS	3-2
	TABLES	3-4
	REFERENCES	3-5
	BIBLIOGRAPHY	3-6
4	BACK ELEMENTS OF NSWCDD PUBLICATIONS	4-1
	APPENDIXES	4-1
	INDEX	4-2
	DISTRIBUTION	4-3
	BACK COVER	4-6
5	CLASSIFICATION MARKINGS OF NSWCDD PUBLICATIONS	5-1
	FRONT ELEMENTS	5-1
	MAIN BODY	5-3
	BACK ELEMENTS	5-4
6	NSWCDD PUBLICATION REVIEW/APPROVAL PROCESS	6-1
	PRA FORM, NSWCDD 5219/1 (REV 04-94)	6-1
7	COPYRIGHTS AND TRADEMARKS	7-1
	COPYRIGHTS	7-1
	TRADEMARKS	7-1

CONTENTS (Continued)

<u>Chapter</u>		<u>Page</u>
8	CHANGES TO TRs, TNs, MPs, and APs.....	8-1
	GENERAL.....	8-1
	PUBLICATION.....	8-1
	CHANGE TRANSMITTAL FORM.....	8-1
	PRA FORM.....	8-2
	DISTRIBUTION.....	(1)

ILLUSTRATIONS

<u>Figure</u>		<u>Page</u>
2-1	FRONT COVER.....	2-7
2-2	SF 298.....	2-8
2-3	FOREWORD.....	2-9
2-4	LIST OF CONTENTS.....	2-9
2-5	LIST OF ILLUSTRATIONS AND TABLES.....	2-10
2-6	GLOSSARY.....	2-11
2-7	EXECUTIVE SUMMARY.....	2-11
3-1	SAMPLE HEADINGS LAYOUT.....	3-8
3-2	ILLUSTRATIONS.....	3-9
3-3	TABLES.....	3-10
3-4	REFERENCES.....	3-11
3-5	BIBLIOGRAPHY.....	3-11
4-1	APPENDIX.....	4-7
4-2	INDEX.....	4-8
4-3	DISTRIBUTION LIST.....	4-8
4-4	BACK COVER.....	4-9
5-1	CLASSIFIED FRONT COVER.....	5-6
5-2	CLASSIFIED SF 298.....	5-6
5-3	CLASSIFIED FOREWORD.....	5-7
5-4	CLASSIFIED LIST OF CONTENTS, ILLUSTRATIONS, AND TABLES.....	5-7
5-5	CLASSIFIED GLOSSARY.....	5-8
5-6	CLASSIFIED MAIN BODY.....	5-8
5-7	CLASSIFIED ILLUSTRATIONS.....	5-9
5-8	CLASSIFIED TABLE.....	5-9
5-9	CLASSIFIED REFERENCES.....	5-10
5-10	CLASSIFIED BIBLIOGRAPHY.....	5-10
5-11	DISTRIBUTION LIST IN A CLASSIFIED REPORT.....	5-11
5-12	CLASSIFIED BACK COVER.....	5-11
6-1	PUBLICATION REVIEW/APPROVAL FORM.....	6-2
8-1	CHANGE TRANSMITTAL FORM.....	8-3
8-2	PRA FORM FOR CHANGE PAGES.....	8-4

TABLES

<u>Table</u>		<u>Page</u>
1-1	TYPES OF NSWCDD PUBLICATIONS.....	1-3
1-2	ELEMENTS OF NSWCDD PUBLICATIONS.....	1-5
3-1	RECOMMENDED FORMAT FOR REFERENCES.....	3-12
5-1	WARNING NOTICES.....	5-12

CHAPTER 1

GENERAL INFORMATION

This *Guide* applies to all Naval Surface Warfare Center, Dahlgren Division (NSWCDD) [Dahlgren and Coastal Systems Station (CSS)] Technical Reports (TRs) and Technical Notes (TNs), and may also be used as guidance in preparing Miscellaneous Publications (MPs) and Administrative Publications (APs).

Preparation of Technical Manuals (TMs) is under the cognizance of the Head, Technical Information Division who, as data manager for Division technical publications, establishes and maintains liaison with command-level TMs management councils. Therefore, although TMs are defined in this chapter, TM preparation instructions are not in this *Guide*. Requests for TM preparation should be made to the Technical Publications Branch.

APPLICABLE PUBLICATIONS

ANSI Z39.18-1987, *Scientific and Technical Reports—Organization, Preparation, and Production*, 6 Mar 1987

Abstracting Scientific and Technical Reports of Defense-Sponsored RDT&E, AD-667 000 (DDC, Mar 1968)

COASTSYSTAINST 5500.12, Subj: *Coastal Systems Station Information and Personnel Security Manual*

COASTSYSTAINST 5720.4E, Subj: *Release to the Public of Unclassified Technical Information*

DOD Directive 4525.8-M of 28 Sep 1992, Subj: *Official Mail Manual*

DOD Directive 5230.24 of Mar 1987, Subj: *Distribution Statements on Technical Documents*

DOD Directive 5230.25 of May 1985, Subj: *Control of Unclassified Technical Data with Military or Space Application*

NAVSWCINST 4330.1B of 25 Jun 1992, Subj: *Procurement of Technical Data*

NAVSWCINST 5510.1B of 8 Mar 1991, Subj: *Information Security Manual*

NSWCDDINST 5219.1, Subj: *Publications Program*

OPNAVINST 5218.7A of 28 Sep 1992; Subj: *Navy Official Mail Management Correction Sheet*

OPNAVINST 5510.1H of 29 Apr 1988, Subj: *Department of the Navy Information and Personnel Security Program Regulation*

SECNAVINST 3900.29C of 19 Mar 1991, Subj: *Standard Format Requirements for Scientific and Technical Reports*

SECNAVINST 5216.5C of 24 Aug 1983, Subj: *Department of the Navy Correspondence Manual*

SECNAVINST 5510.34 of 4 Nov 1993, Subj: *Manual for the Disclosure of Department of the Navy Military Information to Foreign Governments and International Organizations*

SECNAVINST 5600.15 of 2 Sep 1960, Subj: *Standards and Guidelines on the Content, Distribution, and Production of Publications and Printing*

SECNAVINST 5600.20 of Jan 1984, Subj: *Department of the Navy Graphic Design Standards*

Standard Navy Distribution List Part 1 and Operating Forces of the Navy, Unified and Specified Command, U.S. Elements of International Commands, OPNAV P09B2-107 (Washington, D.C., Chief of Naval Operations), latest edition

Standard Navy Distribution List, Part 2 and Catalog of Naval Shore Activities, OPNAV P09B2-105 (Washington, D.C., Chief of Naval Operations), latest edition

U.S. Government Printing Office Style Manual (Washington, D.C., U.S. Government Printing Office), Mar 1984

TYPES OF NSWCDD PUBLICATIONS

A brief description, review and approval process, and distribution of each type of publication is given. A summary of this section is provided in Table 1-1. Table 1-2 provides a list of elements for each type of publication. Guidance for classification markings for classified publications is contained in Chapter 5.

Interagency Publication

NSWCDD publishes reports for sponsoring organizations and reports covering joint efforts with other government agencies; these reports may be published in the report series of another agency, NSWCDD, or both. The Technical Publications Branch will provide assistance in determining the appropriate series and preparing the publication.

Contractor-Prepared Publication

A technical publication prepared as a deliverable under contract to NSWCDD will conform to NSWCDD regulations, and its distribution is subject to regulations governing security, foreign dissemination, and proprietary information. These reports are published as an NSWCDD publication and are assigned an NSWCDD publication identification number. This number is requested by the NSWCDD Contracting Officer's Technical Representative or the technical point-of-contact

or monitor before the contractor begins preparing the publication. The Technical Publications Branch will provide consultation and furnish a copy of this *Guide* for submission to the contractor as government-furnished material. Procurement of technical reports is governed by NAVSWC-INST 4330.1B. Such publications will be included on the Contract Data Requirements List (CDRL) (DD Form 1423), which is routed to the Technical Information Division (Dahlgren) and the Program Support Office (CSS) for data manager approval. The contractor-prepared publication is subject to the same review and approval process as NSWCDD-prepared reports.

TABLE 1-1. TYPES OF NSWCDD PUBLICATIONS

ADMINISTRATIVE PUBLICATION (AP)	
Definition	Presents the results of managerial or administrative studies, surveys, or research (e.g., training manual, management report, personnel survey, or booklet that contains information about NSWCDD). Excluded from this series are management studies that relate to individual departments (unless inclusion is desired by the department studied), budgetary and statistical reports, and forms and publications that fall within the Division's directives system.
Review	Reviewed by the author's branch head, division head, technical office head (if applicable), and department head for content, technical accuracy, and logical presentation of material. In addition, it is reviewed by Patent Counsel, Security Office, Technical Publications, and (if applicable) Public Affairs.*
Approval	Approved by the author's department head, but approval authority may be delegated to the division head or technical office head when appropriate. When prepared by more than one department, an AP is reviewed and approved by the heads of all the departments involved in the total effort, or by higher authority.
Distribution	Distributed both internally and externally. Distribution is subject to security, foreign dissemination, and proprietary information regulations. The author is responsible for providing a distribution list in accordance with the procedures described in Chapter 4.
Retrievability	Becomes part of the Division's libraries.
Format	Is dictated by the content and purpose of each publication. It is flexible to meet the specific needs of each case, provided the publication conforms to publishing regulations. The Technical Publications Branch will provide assistance in format determination. See Table 1-2.
MISCELLANEOUS PUBLICATION (MP)	
Definition	Presents data that does not align the document into one of the other NSWCDD categories (e.g., publications that consist of compilations of data; brochures that describe capabilities of facilities, projects, or groups; or publications that review a collection of projects, conference proceedings, bibliographies, handbooks, user guides or manuals, and software program documentation).
Review	Reviewed by the author's branch head, division head, technical office head (if applicable), and department head for security classification, content accuracy, logical presentation of material, and adequate conclusions. In addition, an MP is reviewed by Patent Counsel, Security Office, Technical Publications, and (if applicable) Public Affairs.*
Approval	Approved by the author's department head, but approval authority may be delegated to the division head or technical office head when appropriate. When prepared by more than one department, an MP is reviewed and approved by heads of all the departments involved in the total effort, or by higher authority.
Distribution	Distributed both internally and externally. Distribution is subject to security, foreign dissemination, and proprietary information. The author is responsible for providing a distribution list in accordance with the procedures described in Chapter 4.

* Form 5720/4, Revision 10-90, must be used for all reports processed for public release.

TABLE 1-1. TYPES OF NSWCDD PUBLICATIONS (Continued)

MISCELLANEOUS PUBLICATION (MP) (Continued)	
Retrievability	Becomes part of the Division's technical libraries. An MP prepared for external distribution becomes part of the permanent store of information available through the retrieval systems of Department of Defense (DOD) and other institutions. A Report Documentation Page [Standard Form (SF) 298], used by the Defense Technical Information Center (DTIC), is prepared for each external MP to facilitate retrievability of the report. This requirement is not mandatory for an MP prepared for internal distribution or an MP that is sensitive (e.g., a proposal) or nontechnical in nature.
Format	Prepared in TR format or in a format designed to fill its specific requirements. Table 1-2 lists the MP elements. If a special format is required (e.g., for brochures), contact the Technical Publications Branch prior to preparation.
TECHNICAL MANUAL (TM)	
Definition	Contains a description of equipment, weapons, or systems, with instructions for effective use, including one or more of the following sections as required: instructions covering initial preparation and installation, operating instructions, maintenance instructions, overhaul instructions, parts listings, and related technical information or procedures exclusive of those procedures of an administrative or tactical nature.
Publication	Prepared under the cognizance of the Head, Technical Information Division who, as data manager for Division technical publications, establishes and maintains liaison with command-level TM management councils. Personnel who have program requirements for a TM should consult with the Technical Publications Branch to make advanced arrangements for TM preparation.
Review	Is dependent on sponsorship, program management, and intended use in each case.
Distribution	Distributed both internally and externally. It receives wide distribution among military schools, training commands, evaluation commands, and fleet-level planning commands. Distribution is subject to NSWCDD regulations and regulations governing security, foreign dissemination, and proprietary information.
TECHNICAL NOTE (TN)	
Definition	Is an interim report for NSWCDD use that presents technical information of a fragmentary or transitory nature (e.g., preliminary technical and experimental data, test results, or other investigations of immediate use within the Division). It is often used for recording preliminary material that will later be converted to other types of publications. A TN gives authors a rapid, economical method to document for in-house dissemination.
Review	Reviewed by the author's branch head, division head, and/or technical office head (if applicable) for security classification, technical accuracy, and logical presentation of material. In addition, it is reviewed by Patent Counsel, Security Office, and Technical Publications.
Approval	Approved by the author's division head (and/or technical office head, if applicable), but approval authority may be delegated to the branch head when appropriate.
Distribution	Provides the principal means of communicating interim technical information within NSWCDD; therefore, distribution is limited to NSWCDD. The author is responsible for providing an internal distribution list in accordance with the procedures described in Chapter 4.
Retrievability	Becomes part of the Division's technical libraries.
Format	Prepared in the same format as a TR. Table 1-2 lists the TN elements.

TABLE 1-1. TYPES OF NSWCDD PUBLICATIONS (Continued)

TECHNICAL REPORT (TR)	
Definition	Presents technical information or reports scientific and technical work to sponsors and the scientific community. It is usually investigative, analytical, or theoretical and contains conclusions and recommendations. A TR documents a program or a program phase; e.g., a research and development (R&D) publication documents the results of studies, surveys, or research in direct support of the Division mission; or a test and evaluation publication documents test programs and technical evaluations of complete weapon systems, components, or other major projects, as well as testing techniques, facilities, and instrumentation. Experimental and preliminary tests, studies, or projects may be included.
Review	Reviewed by the author's branch head, division head, technical office head (if applicable), and department head for security classification, technical accuracy, logical presentation of material, and validity of conclusions. In addition, it is reviewed by Patent Counsel, Security Office, Technical Publications, and (if public release) Public Affairs.*
Approval	Approved by the author's department head, but approval authority may be delegated to the division head or technical office head when appropriate. When prepared by more than one department, a TR is reviewed and approved by heads of all the departments involved, or by higher authority.
Distribution	Distributed both internally and externally to engineers and scientists, DOD activities, government agencies, private industry, and educational institutions; therefore, it constitutes one of the Division's principal means of in-depth reporting on technical subjects. Distribution is subject to security, foreign dissemination, and proprietary information regulations. The author is responsible for providing a distribution list in accordance with the procedures described in Chapter 4.
Retrievability	Becomes part of the Division's technical libraries. It also becomes part of the permanent store of information available through the retrieval systems of DOD and other institutions. A Report Documentation Page (SF 298), used by DTIC, is prepared for each external TR to facilitate retrievability of the report.
Format	Prepared to fix format standards to ensure high quality and uniformity. Table 1-2 lists the TR elements.

* Form 5720/4, Revision 10-90, must be used for all reports processed for public release.

TABLE 1-2. ELEMENTS OF NSWCDD PUBLICATIONS

Elements	TR		TN		MP		AP	
	Required	Optional	Required	Optional	Required	Optional	Required	Optional
FRONT								
Cover	X		X		X		X	
SF 298	X					X*		
Foreword	X		X			X*		X*
Contents	X		X			X*	X	
Illustrations	X**		X**		X**		X**	
Tables	X**		X**		X**		X**	
Glossary (Optional)		X		X		X		X
Executive Summary (Optional)		X		X		X		X

* Required if done in a technical report format.

** If illustrations, tables, or references are included in the report.

TABLE 1-2. ELEMENTS OF NSWCDD PUBLICATIONS (Continued)

Elements	TR		TN		MP		AP	
	Required	Optional	Required	Optional	Required	Optional	Required	Optional
MAIN BODY								
Text	X		X		X		X	
References (Optional)	X**		X**		X**		X**	
Bibliography (Optional)		X		X		X		X
BACK								
Appendixes (Optional)		X		X		X		X
Index (Optional)		X		X		X		X
Distribution	X		X			X*		X*
Back Cover	X		X		X		X	


* Required if done in a technical report format.

** If illustrations, tables, or references are included in the report.

PUBLICATION IDENTIFICATION NUMBER

Each publication carries an alphanumeric designation. These publication numbers are issued by the Technical Publications Branch to the author or editor who is responsible for publishing the document.

Example of a Publication Identification Number



Obtaining a Number

A publication identification number is requested when the publication has been approved for writing. Publication numbers are assigned by the Technical Publications Branch. The following information must be provided when the publication number is requested: type of publication, title, classification of publication, and the author's name, organizational code, and extension. The Technical Publications Branch must be notified of any changes or cancellation.

Canceling a Number

If a publication is discontinued after a number has been assigned, the author must notify the Technical Publications Branch so the number may be canceled.

PUBLICATION TITLE

The title should be as brief as possible without sacrificing meaning. The use of articles (a, an, the) in the title is discouraged. The first word should be descriptive because the report will be filed at Division libraries and DTIC under the first word of the title. The title should always be UNCLASSIFIED.

PUBLICATION DATE

The date of the publication will be the month/year it is sent to Defense Printing. However, the author may request the date that the publication first started the review process be used because of time-sensitive information within the publication.

TYPEFACE

The recommended font size for publications is 10- or 12-point, except for illustration and table titles within the text and the distribution list, which should be 10-point. The recommended font style is Times for Macintosh and CG Times or Times Roman for personal computers. If the report is computer generated, a letter-quality printer must be used; dot-matrix print is not acceptable. Left or full justification of text is optional.

PAGINATION

Front Elements

Page numbers are centered 1/2-in. from the bottom of each page. Lowercase Roman numerals are used for the front elements of a publication (including the SF 298, foreword, contents, lists of illustrations and tables, glossary, and executive summary).

Main Body

The main body of a publication is numbered consecutively with Arabic numerals or compound-numbered based on chapter/section designation (e.g., 1-1, 2-1, etc.).

If chapters/sections are used, they are sequentially numbered with Arabic numerals (1, 2, 3, etc.). Headings and paragraphs are numbered only when necessary for clarity. If numbering is required, it should be decimal style and limited to four levels (e.g., 5.0, 5.1, 5.1.1, 5.1.1.1).

Back Elements

Appendixes. An appendix is compound-numbered based on appendix designation (e.g., A-1, B-1, C-1). If a title page is included at the beginning of the appendix, the page number for the title page is A-1/A-2. The page that begins the text of the appendix is numbered A-3.

Index. The index is compound-numbered (e.g., IN-1, IN-2).

Distribution. The page number on the distribution list appears in parentheses beginning with the Arabic numeral one; i.e., (1).

EQUATION NUMBERING

Equations that are part of a series or are referred to in the text are numbered consecutively with Arabic numerals; e.g., (1), (2), etc. If the pages of the publication are compound-numbered, equations are compound-numbered. Each equation number is enclosed in parentheses at the right margin on the last line of the equation. Spell out and initial cap "Equation" when referring to a specific equation in the text. If equations appear in an appendix, they are numbered consecutively with the appropriate appendix letter; e.g., (A-1), (A-2), etc.

RUNNING HEADS

The publication identification number forms the running head. TRs and TNs (and when appropriate, APs and MPs) carry running heads centered 1/2-in. from the top of each page. The running head is typed in the same font size and style as the text.

CHAPTER 2

FRONT ELEMENTS OF NSWCDD PUBLICATIONS

Front elements of NSWCDD publications appear in the following order.

- FRONT COVER
- STANDARD FORM 298
- FOREWORD
- CONTENTS
- ILLUSTRATIONS (List of)
- TABLES (List of)
- GLOSSARY (Optional)
- EXECUTIVE SUMMARY (Optional)

FRONT COVER

A front cover of a publication is prepared by the Technical Publications Branch. Information needed for front cover preparation appears on the completed Publication Review/Approval (PRA) form. (See Chapter 6). All covers are color-coded: at Dahlgren, blue for UNCLASSIFIED, green for CONFIDENTIAL, yellow for SECRET, and pink for TOP SECRET; at CSS, white for UNCLASSIFIED, blue for CONFIDENTIAL, red for SECRET, and orange for TOP SECRET. See Figure 2-1 for an example of a standard front cover.

The following destruction notice appears on unclassified, not for public release TRs, MPs, and APs, and TNs.

"DESTRUCTION NOTICE—For unclassified, limited distribution documents, destroy by any method that will prevent disclosure of contents or reconstruction of the document."

STANDARD FORM 298

Purpose

SF 298 is used by DTIC to prepare announcements, bibliographies, and data banks. The primary objective of this form is to simplify recording descriptive and subject cataloging data for all DOD activities.

Requirements

TRs and those MPs prepared for external distribution that are not restricted from distribution to DTIC should contain an SF 298. TNs and MPs prepared for internal distribution and APs do not contain an SF 298.

Requirements Imposed by DTIC

The function of DTIC is to acquire, store, announce, retrieve, and provide secondary distribution of scientific and technical documents. The services of DTIC are available to all components of DOD, contractors, government agencies, grantees, and others. Although DTIC does not serve the public, reports that have no security or distribution restrictions (approved for public release) are made available by DTIC to the National Technical Information Service, a Department of Commerce activity.

Abstract

An abstract presents a concise statement of the purpose, scope, and major findings of the report. Because abstracts are also published by abstracting services to assist potential readers in determining whether they may be interested in the report, an abstract must be understandable and independent of the rest of the report. It must contain no undefined symbols and make no reference by number to references, illustrations, tables, or appendixes. In Block 20, show "SAR" unless the abstract is approved for public release, then show "UL."

Page Numbering

The SF 298 is located after the front cover and is numbered i/ii. See Figure 2-2 for an example of an SF 298.

FOREWORD

The foreword is the vehicle for release of the publication. The foreword may include the following information.

- Funding or sponsorship
- Purpose of study reported
- Relationship of the publication to other publications
- Reviewers
- Acknowledgements
- Background information
- Previous milestones
- Credit for copyrighted material

Requirements

Publications must include a foreword that is signed in black ink by the approving official. The foreword is usually one page in length. See Figure 2-3 for an example of a foreword page.

Page Numbering

The foreword page is numbered iii/iv if an SF 298 is included in the report; otherwise, the page number is i/ii.

CONTENTS

Purpose

The table of contents presents the titles of each major chapter/section or heading beginning with the body of the publication for the convenience of the reader. The title of the contents page is "CONTENTS"; do not include the words "TABLE OF".

Requirements

Publications must include a contents. See Figure 2-4 for an example of a contents page.

Information Contained

All the major headings in the body of the publication and the titles of the appendixes appear on the contents page. It is not necessary to list headings below second order. (For further information on the order of headings, see Chapter 3.) The elements in the front of the publication are not included in the contents; however, the elements in the back of the publication are included in the contents.

Format

The format is normally single-spaced but may be double-spaced to present a more balanced appearance if the contents is brief. Entries should be full caps (e.g., if the first- and second-order headings are all caps, then they should be listed that way in the contents). Either 10- or 12-point font size can be used. If the contents is more than one page, "CONTENTS (Continued)" appears at the top as a first-order heading for each additional page.

Page Numbering

The contents page begins with the lowercase Roman numeral v if an SF 298 is included in the report; otherwise, the page number begins with iii.

ILLUSTRATIONS AND TABLES

Purpose

The list of illustrations (i.e., figures) and tables provide the titles and page locations of illustrations and tables included in the text [and appendix(es), if desired]. The titles of the lists are "ILLUSTRATIONS" and "TABLES"; do not include the words "LIST OF".

Requirements

Illustrations and tables must be listed if there are at least five entries. See Figure 2-5 for examples of lists of illustrations and tables.

Information Contained

In every case, these lists show

- Illustrations or table number
- Full title (exactly as it appears on the illustration or table)
- Classification of the title (in a classified publication)
- Page numbers on which the illustration or table begins (There is no need to list multiple parts of an illustration or table.)

Format

The format is normally single-spaced, but may be double-spaced to present a balanced appearance if the list is brief, as shown in Figure 2-5. The lists may be combined with each other or with the contents page. Entries should be either full caps or initial caps depending on the format of the captions in the text. Either 10- or 12-point font size can be used. Periods are not used after figure or table numbers in the lists of illustrations or tables. If the lists are more than one page, each continuation page must repeat the title followed by "Continued" in parentheses and the column headings.

Page Numbering

Illustration and table pages are continued sequentially in lowercase Roman numerals after the contents page.

GLOSSARY (Optional)

Purpose

A glossary defines abbreviations, acronyms, and symbols used in the publication. Figure 2-6 is an example of a glossary page.

Requirements

A glossary is not mandatory for NSWCDD publications; however, if the list will aid the reader, it should be provided.

Order of Elements in the List

The glossary entries should be listed in the following order and alphabetized: English words, Greek letters, subscripts, superscripts, and special notes.

Reference to an Abbreviation, Acronym, or Symbol

Abbreviations, acronyms, or symbols used in the glossary must be defined (spelled out) when first mentioned in the text, with the short form following in parentheses. The short form is used thereafter.

Format

The elements in the list may be double-spaced. Glossary continuation pages must repeat the title followed by "Continued" in parentheses.

Page Numbering

The glossary follows the list of tables in the front elements. Pagination is continued sequentially in lowercase Roman numerals after the list of tables.

EXECUTIVE SUMMARY (Optional)

Purpose


An executive summary states the purpose and approach of the investigation and presents major findings, conclusions, and recommendations. It also includes a brief account of the procedures used and a concise overview. Figure 2-7 provides an example of the first page of an executive summary.

Requirements

An executive summary is not required in NSWCDD publications. However, if a report is lengthy and technical, it can provide the reader with a quick-look summary.

Page Numbering

The executive summary follows the glossary, or list of tables if a glossary is not used. Pagination is continued sequentially in lowercase Roman numerals after the list of tables (or glossary, if included).



DAHLGREN DIVISION
NAVAL SURFACE WARFARE CENTER
Dahlgren, Virginia 22448-5100

NSWCDD/TR-94/89

**A DISCUSSION OF R400 AND R384 WEATHER
DATABASES FOR PREDICTION OF
NAVAL WEATHER CONDITIONS**


BY DANIEL E. AUSTIN DR. KENNETH C. HEPFER
SHIP DEFENSE SYSTEMS DEPARTMENT

JUNE 1994

Distribution authorized to U.S. Government agencies only. Test and evaluation (June 1994). Other requests for this document must be referred to Dahlgren Division, Naval Surface Warfare Center (Code 440, Dahlgren, VA 22448-5100)

DESTRUCTION NOTICE—For unclassified, limited distribution documents, destroy by any method that will prevent disclosure of contents or reconstruction of the document.

a. DAHLGREN



DAHLGREN DIVISION
NAVAL SURFACE WARFARE CENTER
Panama City, Florida 32407-7001

CSS/TR-94/45

**IMAGE ENHANCEMENT FOR
MINE IDENTIFICATION**

A. J. NEVIS AND DR. G. J. DOBECK
COASTAL RESEARCH AND TECHNOLOGY DEPARTMENT

DECEMBER 1994

Distribution authorized to DoD and DoD contractors only. Other requests for this document must be referred to Coastal Systems Station, Dahlgren Division, Naval Surface Warfare Center (Code 1304), Panama City, FL 32407-7001.

DESTRUCTION NOTICE—For unclassified, limited distribution documents, destroy by any method that will prevent disclosure of contents or reconstruction of the document.

b. CSS

FIGURE 2-1. FRONT COVER

REPORT DOCUMENTATION PAGE		Form Approved OSM No. 0754-0188	
Public reporting burden for this collection of information is estimated to average 1 hour per response, including the time for reviewing instructions, searching existing data sources, gathering and maintaining the data needed, and completing and reviewing the collection of information. Send comments regarding this burden estimate or any other aspect of this collection of information, including suggestions for reducing this burden, to Washington Headquarters Service, Directorate for Information Operations and Reports, 1215 Jefferson Davis Highway, Suite 1204, Arlington, VA 22202-4302, and to the Office of Management and Budget, Paperwork Reduction Project (0754-0188), Washington, DC 20503.			
1. AGENCY USE ONLY (Leave blank)	2. REPORT DATE	3. REPORT TYPE AND DATES COVERED	
	April 1994		
4. TITLE AND SUBTITLE		5. FUNDING NUMBERS	
Review of Criteria for Target Discrimination in Images			
6. AUTHOR(s)		7. PERFORMING ORGANIZATION NAME(S) AND ADDRESS(ES)	
C. A. Guillebeau and C. J. Robertson		Naval Surface Warfare Center Dahlgren Division (Code B35) Commanding Officer CSDD NSWC 6703 West Highway 98 Panama City FL 32407-7001	
8. AUTHOR(s)		9. SPONSORING/MONITORING AGENCY NAME(S) AND ADDRESS(ES)	
		Office of Naval Technology	
10. SPONSORING/MONITORING AGENCY REPORT NUMBER			
11. SUPPLEMENTARY NOTES			
12a. DISTRIBUTION/AVAILABILITY STATEMENT			
Distribution authorized to U.S. Government agencies only; test and evaluation (April 1994). Other requests shall be referred to Naval Systems Station, Dahlgren Division, Naval Surface Warfare Center (Code 129130), Panama City, FL 32407-7001.			
12b. DISTRIBUTION CODE			
13. ABSTRACT (Maximum 200 words)			
A literature search was performed to assess previous work done on the relationship between image quality and observer performance. The specific application of interest is underwater acoustic minehunting. A bibliography of relevant articles is provided. As the results of each investigation are dependent on its particular assumptions and conditions, comparison is difficult, if not impossible. An overall conclusion as to required image quality for improved minehunting capability was not reached. It is recommended that the U.S. Navy explore this matter by conducting carefully controlled, realistic experiments.			
14. SUBJECT TERMS		15. NUMBER OF PAGES	
Images, image quality, human performance, target discrimination		35	
16. PRICE CODE		17. SECURITY CLASSIFICATION OF THIS PAGE	
		UNCLASSIFIED	
18. SECURITY CLASSIFICATION OF ABSTRACT		19. SECURITY CLASSIFICATION OF ABSTRACT	
UNCLASSIFIED		UNCLASSIFIED	
20. LIMITATION OF ABSTRACT		SAR	
NSN 7540-01-280-5500		Standard Form 298 (Rev. 2-89) Prescribed by ANSI Std. Z39-18	

b. CSS

REPORT DOCUMENTATION PAGE		Form Approved OSM No. 0754-0188	
Public reporting burden for this collection of information is estimated to average 1 hour per response, including the time for reviewing instructions, searching existing data sources, gathering and maintaining the data needed, and completing and reviewing the collection of information. Send comments regarding this burden estimate or any other aspect of this collection of information, including suggestions for reducing this burden, to Washington Headquarters Service, Directorate for Information Operations and Reports, 1215 Jefferson Davis Highway, Suite 1204, Arlington, VA 22202-4302, and to the Office of Management and Budget, Paperwork Reduction Project (0754-0188), Washington, DC 20503.			
1. AGENCY USE ONLY (Leave blank)	2. REPORT DATE	3. REPORT TYPE AND DATES COVERED	
	April 1995		
4. TITLE AND SUBTITLE		5. FUNDING NUMBERS	
DDG-53 Shock Trials Fiber Optic Investigation			
6. AUTHOR(s)		7. PERFORMING ORGANIZATION NAME(S) AND ADDRESS(ES)	
David D. Thomas		Naval Surface Warfare Center Dahlgren Division (Code B35) 17320 Dahlgren Road Dahlgren, VA 22448-5100	
8. AUTHOR(s)		9. SPONSORING/MONITORING AGENCY NAME(S) AND ADDRESS(ES)	
		Office of Naval Technology	
10. SPONSORING/MONITORING AGENCY REPORT NUMBER			
11. SUPPLEMENTARY NOTES			
12a. DISTRIBUTION/AVAILABILITY STATEMENT			
Distribution authorized to U.S. Government agencies only; test and evaluation (April 1995). Other requests for this document shall be referred to Dahlgren Division, Naval Surface Warfare Center (Code B35), Dahlgren, VA 22448-5100.			
12b. DISTRIBUTION CODE			
13. ABSTRACT (Maximum 200 words)			
The implementation of fiber distributed data interface local area networks (LANs) onboard U.S. Navy ship forces will begin with the tactical graphics capability (TGC). The TGC system components have been environmentally tested and qualified for Navy shipboard use; however, there is no data to date on how this system will function in an actual shipboard shock environment.			
This report documents the comprehensive monitoring and data analysis of a TGC LAN and links comprised of fiber-optic components during the shock events of the USS John Paul Jones (DDG-53) shock trials.			
14. SUBJECT TERMS		15. NUMBER OF PAGES	
Multimode Components Local Area Network (LAN) Fiber Distributed Data Interface (FDDI) Fiber-Optic Data Multiplex System (FODMS)		35	
16. PRICE CODE		17. SECURITY CLASSIFICATION OF THIS PAGE	
		UNCLASSIFIED	
18. SECURITY CLASSIFICATION OF ABSTRACT		19. SECURITY CLASSIFICATION OF ABSTRACT	
UNCLASSIFIED		UNCLASSIFIED	
20. LIMITATION OF ABSTRACT		SAR	
NSN 7540-01-280-5500		Standard Form 298 (Rev. 2-89) Prescribed by ANSI Std. Z39-18	

a. DAHLGREN

FIGURE 2-2. SF 298

NSWCDD/TR-94/89

FOREWORD

Many U.S. Navy programs have a strong need to be able to make predictions of forward looking infrared (FLIR) camera performance against various threats. An important factor in calculating performance ranges is the atmospheric transmission. Weather information previously combined into databases known as the *Random 400* and the *Random 384* (or R400 and R384) was processed into a form that would allow simple estimates of the atmospheric transmission at any given range. This report describes these two databases and the infrared atmospheric transmission modeling that was done using them.

This report has been reviewed by Roger Carr, Head, Electro-Optical Systems Branch and Stuart Koch, Acting Head, Search and Track Division.

Approved by:

THOMAS C. PENDERGRAFT, Head
Ship Defense Systems Department

NSWCDD/TR-94/89

CONTENTS

	<u>Page</u>
INTRODUCTION	1
HOW THE DATA IS USED	1
RANDOM 10,000 DATABASE (R10K)	2
RANDOM 400 DATABASE (R400)	2
RANDOM 384 DATABASE (R384)	4
REMARKS	6
BIBLIOGRAPHY	7
APPENDICES	
A-HOW R400 AND R384 COEFFICIENTS WERE GENERATED	A-1
B-DATA FORMAT	B-1
DISTRIBUTION	(1)

FIGURE 2-3. FOREWORD

FIGURE 2-4. LIST OF CONTENTS

NSWCDD/TR-94/193

TABLES

Table	Page
4-1 FTRS INCORPORATED INTO BASELINE III LSEQ.....	4-1
4-2 MODULE I/F MLSPF TRUTH TABLE.....	4-3
4-3 HMP MLSPF CHECKS.....	4-5
4-4 ELEMENTS OF MAIN MODULE.....	4-12
4-5 COMPUTER PROGRAM CHANGES IN MAIN MODULE.....	4-13
4-6 MAIN MODULE TRACEABILITY MATRIX.....	4-15
4-7 COMPUTER PROGRAM CHANGES IN BITE MODULE.....	4-23
4-8 ELEMENTS OF ASROC MODULE.....	4-26
4-9 COMPUTER PROGRAM CHANGES IN ASROC MODULE.....	4-29
4-10 ASROC MODULE TRACEABILITY MATRIX.....	4-31
4-11 ASROC DATA FLOW.....	4-32
4-12 ELEMENTS OF SM-2 MODULE.....	4-43
4-13 COMPUTER PROGRAM CHANGES IN SM-2 BLK IV MODULE.....	4-45
4-14 SM-2 BLK IV MODULE TRACEABILITY MATRIX.....	4-47
4-15 SM-2 BLK IV DATA FLOW.....	4-48

vii

NSWCDD/TR-94/321

ILLUSTRATIONS

Figure	Page
1 G32 BASELINE GEOMETRY.....	2
2 3/4 CASE VON MISES DISTRIBUTION IN HIFRAGR.....	7
3 ZOOM VIEW OF PRESS-FIT JOINT IN HIFRAGR.....	8
4 3/4 CASE VON MISES DISTRIBUTION IN HIFRAGR1.....	9
5 ZOOM VIEW OF PRESS-FIT JOINT IN HIFRAGR1.....	10
6 3/4 CASE VON MISES DISTRIBUTION IN HIFRAGR2.....	11
7 ZOOM VIEW OF PRESS-FIT JOINT IN HIFRAGR2.....	12
8 3/4 CASE VON MISES DISTRIBUTION IN HIFRAGR3 (CYLINDRICAL SECTION).....	14
9 3/4 CASE VON MISES DISTRIBUTION IN HIFRAGR3 (BOAT-TAIL SECTION).....	15
10 3/4 CASE VON MISES DISTRIBUTION IN HIFRAGR4 (CYLINDRICAL SECTION).....	16
11 3/4 CASE VON MISES DISTRIBUTION IN HIFRAGR4 (BOAT-TAIL SECTION).....	17
12 CDI GEOMETRY OF ONE-PIECE HIFRAGR ROUND.....	18
13 3/4 CASE VON MISES DISTRIBUTION IN HIFRAGR5 (CYLINDRICAL SECTION).....	19
14 3/4 CASE VON MISES DISTRIBUTION IN HIFRAGR5 (BOAT-TAIL SECTION).....	20
15 3/4 CASE VON MISES DISTRIBUTION IN HIFRAGR6 (CYLINDRICAL SECTION).....	22
16 3/4 CASE VON MISES DISTRIBUTION IN HIFRAGR6 (BOAT-TAIL SECTION).....	23
17 3/4 CASE S33 (HOOP STRESS) DISTRIBUTION IN HIFRAGR6 (LOWER SECTION).....	24
18 3/4 CASE VON MISES DISTRIBUTION IN HIFRAGR7 (CYLINDRICAL SECTION).....	25
19 3/4 CASE VON MISES DISTRIBUTION IN HIFRAGR7 (BOAT-TAIL SECTION).....	26
20 3/4 CASE VON MISES DISTRIBUTION IN HIFRAGR8 (CYLINDRICAL SECTION).....	27
21 ZOOM VIEW OF PRESS-FIT JOINT IN HIFRAGR8.....	28

vi

b. DOUBLE-SPACED

a. SINGLE-SPACED

FIGURE 2-5. LIST OF ILLUSTRATIONS AND TABLES

NSWCDD/TR-94/193

EXECUTIVE SUMMARY

This report documents the results of the safety analysis (SA) performed on the Mk 41 Vertical Launching System (VLS) Mk 1 Mods (0 and 1) Baseline III Launch Sequencer (LSEQ). The analysis was performed to assess the design of the Baseline III LSEQ with an emphasis on changes necessary to incorporate Engineering Change Proposal (ECP) MVLS-593R3 (Standard Missile (SM)-2 Blk IV Missile Launch Processing and LSEQ Baseline III Engineering).

The analysis effort resulted in the generation of 18 Firmware Trouble Reports (FTRs), which are included in Appendix F of this report. Three of the FTRs—LSEQ-3-0023, LSEQ-3-0057, and LSEQ-3-0079A—were found to have nuclear safety impacts. LSEQ-3-0023 (failure to clear TOMAHAWK warhead prearm data from memory) is a FTR Priority 3 problem, which was fixed and verified for the final release of the Baseline III firmware. LSEQ-3-0057 (Half Module Processor (HMP) locks out interrupts) is a FTR Priority 3 problem and the status is currently 11 (Open/under investigation) pending Martin Marietta Aerospace and Naval Systems disposition. LSEQ-3-0079A (SM-2 inhibit Noncritical Timer flag is unnecessary) is a FTR Priority 5 problem and the status is currently 35 (deferred). One FTR (LSEQ-3-0033A) was found to have a conventional safety impact. The FTR (add booster ignition check for hatch closure during THAWK safe) is a FTR Priority 3 problem, and the status is also 35 (deferred) against the Baseline III firmware.

The remaining 14 FTRs discovered during the analysis consist of 1 Priority 3 FTR (LSEQ-3-0050) and 13 Priority 5 FTRs (LSEQ-3-0047, LSEQ-3-0048, LSEQ-3-0049, LSEQ-3-0051A, LSEQ-3-0071, LSEQ-3-0072, LSEQ-3-0074, LSEQ-3-0076, LSEQ-3-0077, LSEQ-3-0078A, LSEQ-3-0080, LSEQ-3-0081, and LSEQ-3-0082).

The Priority 3 problem submitted as FTR LSEQ-3-0050 (Relays K5, K8, and K15 remain closed after missile away processing for SM-2 Blk IV missile) obtained a status of 44 (withdrawn by originator) when Martin Marietta Aero and Naval Systems used the FTR to create 2 new FTRs with different system impacts. LSEQ-3-0052A (K5, K15, and K8 are not part of SM-2 Blk IV missile away deadface routine) is a Priority 5 problem with no safety impact and the status is currently deferred against the Baseline III LSEQ. LSEQ-3-0053A (telemetry power control relay K5 is not commanded open after SM-2 Blk IV ignition) is a Priority 3 problem with no safety impact and the status is also deferred against the Baseline III LSEQ.

All of the above Priority 5 problems remain open against the Baseline III firmware except LSEQ-3-0051A, which is a documentation problem and has a status of 43 (requirements documentation updated and verified).

viii/ix

FIGURE 2-7. EXECUTIVE SUMMARY

NSWCDD/TR-93/243

GLOSSARY

- 2D Two-dimensional
- 3D Three-dimensional
- ΔT Delta Temperature
- ADSU Above-Deck Sensor Unit
- A_o Operational Availability
- Aut Airborne Uninhibited
- AVT Automatic Video Tracker
- Azimuth The horizontal angular distance to a position or an object. It is measured clockwise from true north and has units of degrees.
- BIT Built-in-Test
- CCD Charge-Coupled Device
- CDU Command and Display Unit
- CIC Command Information Center
- COMOPTEVFOR Commander, Operational Test and Evaluation Force
- CPU Central Processing Unit
- DIS Daylight Imaging System
- Elevation The angle between the horizontal plane and the target. Positive angles are measured upward from horizontal. It has units of degrees.
- E-O Electro-Optical
- EOSE Electro-Optical Systems Evaluation
- ETF Experimental Test Fixture
- ETI Elapsed Time Indicator

vii.viii

FIGURE 2-6. GLOSSARY

CHAPTER 3

MAIN BODY OF NSWCDD PUBLICATIONS

MAIN BODY

Arrangement of material within the body of NSWCDD publications is largely the author's choice; however, TRs will usually include the following:

- **SUMMARY (Optional)**—A synopsis of the report.
- **INTRODUCTION**—Statement of the problem, background information, scope, or purpose and objectives of the investigation.
- **TEXT**—Description of the technical effort (experimental procedures, equipment and facilities, tests performed, etc.) and results achieved.
- **CONCLUSIONS**—Evaluation of the results.
- **RECOMMENDATIONS**—Recommended actions, solutions to problems, or further study.
- **REFERENCES (Optional)**—Numerical listing of references used in the publication.
- **BIBLIOGRAPHY (Optional)**—Alphabetical listing of sources used for the publication.

HEADINGS

Requirements

No specific format for first-, second-, third-, or fourth-order headings is required for NSWCDD publications. However, the following standards (as shown in Figure 3-1) are recommended.

First-Order Heading. First-order headings are typed with full caps, bold, and are centered on the page. A heading of two lines or more is typed in an inverted pyramid, with the top line no longer than 4 inches. (Chapter/section titles, if used, are first-order headings.) The initial first-order heading has five spaces preceding it; all subsequent first-order headings have three spaces preceding them. There should be two blank lines after the first-order heading before the text. If a report has small sections with no chapter/section numbers, first-order headings do not have to start a new page; they can be placed immediately following a paragraph.

Second-Order Heading. Second-order headings are typed with full caps and are flush left on the page, with no period. Two or more lines may be used if necessary, with all lines beginning flush left. Two blank lines should precede the second-order heading, and one blank line should follow it.

Third-Order Heading. Third-order headings are typed flush left with initial caps and are underlined, with no period. Two blank lines should precede the third-order heading, and one blank line should follow it before the text.

Fourth-Order Heading. Fourth-order headings are typed indented with initial caps, underlined, and are followed by a period and two spaces. One blank line should precede the fourth-order heading. The text begins on the same line as the heading.

Numbering

Use numbered headings only when needed for clarity because of the length or complexity of the report. If numbering is required, it should be decimal style and limited to four levels (e.g., 3.0, 3.1, 3.1.1, 3.1.1.1).

FOOTNOTES

A footnote comments on, explains, or interprets information presented in the text. They are referred to in the text in the following sequence: asterisk (*), double asterisk (**), dagger (†), and double dagger (††). Footnote symbols in the text follow any punctuation marks except the dash; e.g., "...scientific methodology;*...." Wherever possible, the footnote symbol should come at the end of a sentence or clause.

Placement on Page

Footnotes are typed at the bottom of the page on which they are cited in the order in which they are mentioned in the text. A footnote cutoff rule (e.g., a line approximately 1 in. long) is used to separate the text and footnotes. When it is impossible to complete a footnote on the page to which it is keyed, it is continued at the bottom of the next page below the footnote cutoff rule but above any other footnotes beginning on the new page. Individual footnotes are single-spaced, with double-spacing between footnotes.

ILLUSTRATIONS

Purpose

The purpose of an illustration is to supplement the text, call attention to details, and present ideas difficult to describe in writing.

Requirements

Illustrations for TRs and externally distributed MPs and APs can be computer generated by the author or prepared by the Visual Information Branch to ensure consistency and high quality.

Illustrations for TNs and internally distributed MPs and APs can be the responsibility of the author. (Illustrations cannot be handwritten.) Ensure that the illustrations use the same language, terminology, units, etc., as used in the text.

Page Location

Illustrations follow their first text reference (on the same page or on a separate page) or they are grouped in numerical sequence at the end of the text or at the end of a chapter/section. Illustration continuation pages should repeat the illustration number and caption (title) followed by "Continued" in parentheses.

Numbers and Captions

Illustration numbers and captions (title) appear below all illustrations. They are numbered consecutively throughout the report; however, if the publication is compound-numbered to identify chapters or sections, the illustrations are compound-numbered, as shown in Figure 3-2a. The caption should not extend beyond the margins of the illustrations. If the caption is more than one line long, subsequent lines are either flush with the first character in the caption or centered and single-spaced. Captions can be typed full caps or initial caps (format used must be consistent throughout publication), in 10-point, with a period and two spaces after the illustration number. If descriptive legends are used to explain symbols, etc., they should not be part of the caption.

Position on Page

Every effort should be made to place illustrations on the page so that the publication does not have to be turned. If an illustration must be placed sideways on a page, turn it horizontal, or landscaped, so that the bottom is at the right margin of the page, as shown in Figure 3-2b. More than one illustration may be placed on a single page.

Reference to Illustrations

Each illustration must have a text reference. Text references are shown in one of the following ways:

"As shown in Figure 5, the..."

"All illustrations and tables must have a caption (see Figure 5)."

Spell out and initial cap "Figure" when referring to a specific one in the text.

Spacing

If illustrations are to be inserted in the text, at least two lines of spacing appear between the text and illustrations (including captions).

Foldouts

Foldouts should be avoided whenever possible. Foldouts are specialty items, and it is recommended that you obtain guidance from the Technical Publications Branch.

Photographs

Color photographs can be used. All photographs should be mounted by the Visual Information Branch. Previously printed photographs should not be used as original copy. Line drawings are preferable to photographs of marginal quality. If color photographs are used back-to-back, the page numbering needs to be adjusted. For example, the first color photograph page would be numbered "1/2," the second one would be "3/4." Page numbering continues sequentially on all noncolor photograph pages.

Color Illustrations

Color illustrations can be used in a publication when color deviation is required. The current color copying process does not allow color on both sides of the page; however, text may be used on the opposite side. The color illustrations will be reproduced xerographically (not printed). If color illustrations are used back-to-back, page numbering is the same as that for back-to-back color photographs.

TABLES

Purpose

A table is a systematic, condensed presentation of data for ready reference.

Requirements

All tables must be typed.

Page Location

Tables are placed following their first text reference (on the same page, as shown in Figure 3-3a, or on a separate page) or they are grouped in numerical sequence at the end of the text, following any illustrations that are likewise grouped. (If the illustrations are grouped at the end, the tables must also be grouped.) Table continuation pages should repeat the table number and caption followed by "Continued" in parentheses and all column headings.

Numbers and Captions

Table numbers and captions (titles) appear above all tables. Tables are numbered consecutively throughout the report; however, if the publication is compound-numbered to identify chapters or sections, the tables must be compound-numbered also, as shown in Figure 3-3a. The

caption should not extend beyond the margins of the table. If the caption is more than one line long, subsequent lines are single-spaced and are either flush with the first character in the caption or centered. Captions can be typed full caps or initial caps (format used must be consistent throughout the publication and consistent with illustrations) with a period and two spaces after the table number.

Position on Page

Every effort should be made to arrange a table on the page so that the publication does not have to be turned. When a table must be placed sideways on a page, turn it horizontal, or landscaped, so that the bottom is at the right margin of the page, as shown in Figure 3-3b. More than one table may be placed on a single page.

References to Tables

Each table must have a text reference. Text references are shown in one of the following ways:

"As shown in Table 5, the..."

"All test shots were compared after the first day (see Table 5)."

Spell out and initial cap "Table" when referring to a specific one in the text.

Spacing

A table is single-spaced unless double-spacing presents a more balanced page. Double-spacing may be used between major sections, as shown in Figure 3-3b. If a table is to be inserted in the text, at least two lines of spacing appear between the text and table (including caption).

Column Headings

Column headings in a table may be initial caps or full caps, centered above the columns.

REFERENCES (Optional)

Purpose

The list of references presents the source documents referred to in the body of the publication. Classified documents are not to be listed in unclassified, unlimited distribution publications (see SECNAVINST 5510.34).

Reference Call Outs

References are made to specific books, reports, journals, and similar documentation used by the author. References are numbered consecutively in the order in which they appear in the text. They are referred to in the text with a superscript numeral or "in Reference 1" and never

followed by a period or slash mark, or enclosed in parentheses or brackets. Wherever possible, the superscripted reference number should come at the end of a sentence or clause. They are cited numerically in a list following the text of the report. However, if less than three references are cited, they may be placed at the bottom of the page on which they are called out.

Page Location

The list of references appears at the end of the main body of the publications. In a publication with both a list of references and a bibliography (a rare occurrence), the list of references precedes the bibliography. References begin on a separate page from the rest of the text.

Page Numbering

Pagination continues consecutively with the main body.

Title

In titling the list of references, do not include the words "LIST OF."

Format

References are listed in numerical order. No specific format is required for references in NSWCDD publications; however, the punctuation and order of elements shown in Table 3-1 is recommended. If the order of elements shown is not used, all references must contain complete information. Each entry is single-spaced with double spacing between entries, as shown in Figure 3-4. Reference continuation pages must repeat the title followed by "Continued" in parentheses.

BIBLIOGRAPHY (Optional)

Purpose

A bibliography lists the documents consulted by the author, whether or not they are referenced in the text. Classified documents are not to be listed in unclassified, unlimited distribution publications (see SECNAVINST 5510.34).

Requirements

A bibliography is not required in NSWCDD publications.

Page Location

The bibliography appears after the list of references and before the appendixes, if any.

Page Numbering

Pagination continues consecutively with the main body.

Format

Bibliographic entries are listed in alphabetical order according to the first letter of the entry. No specific format is required for a bibliography in NSWCDD publications; however, the punctuation and order of elements shown in Table 3-1 are recommended. If the order of elements shown is not used, all entries must contain complete information. The format used must be the same format used in the references. Each entry is single-spaced with double spacing between entries, as shown in Figure 3-5. Bibliography continuation pages must repeat the title followed by "Continued" in parentheses.

NSWCDD/MP-95/67

FIRST-ORDER HEADING*

First-order headings are typed with full caps, bold, and are centered on the page. A heading of two lines or more is typed in an inverted pyramid, with the top line no longer than 4 inches. (Chapter/section titles, if used, are first-order headings.) The initial first-order heading has five spaces preceding it; all subsequent first-order headings have three spaces preceding them. There should be two blank lines after the first-order heading before the text. If a report has small sections with no chapter/section numbers, first-order headings do not have to start a new page; they can be placed immediately following a paragraph.

SECOND-ORDER HEADING

Second-order headings are typed with full caps and are flush left on the page, with no period. Two or more lines may be used if necessary, with all lines beginning flush left. Two blank lines should precede the second-order heading, and one blank line should follow it.

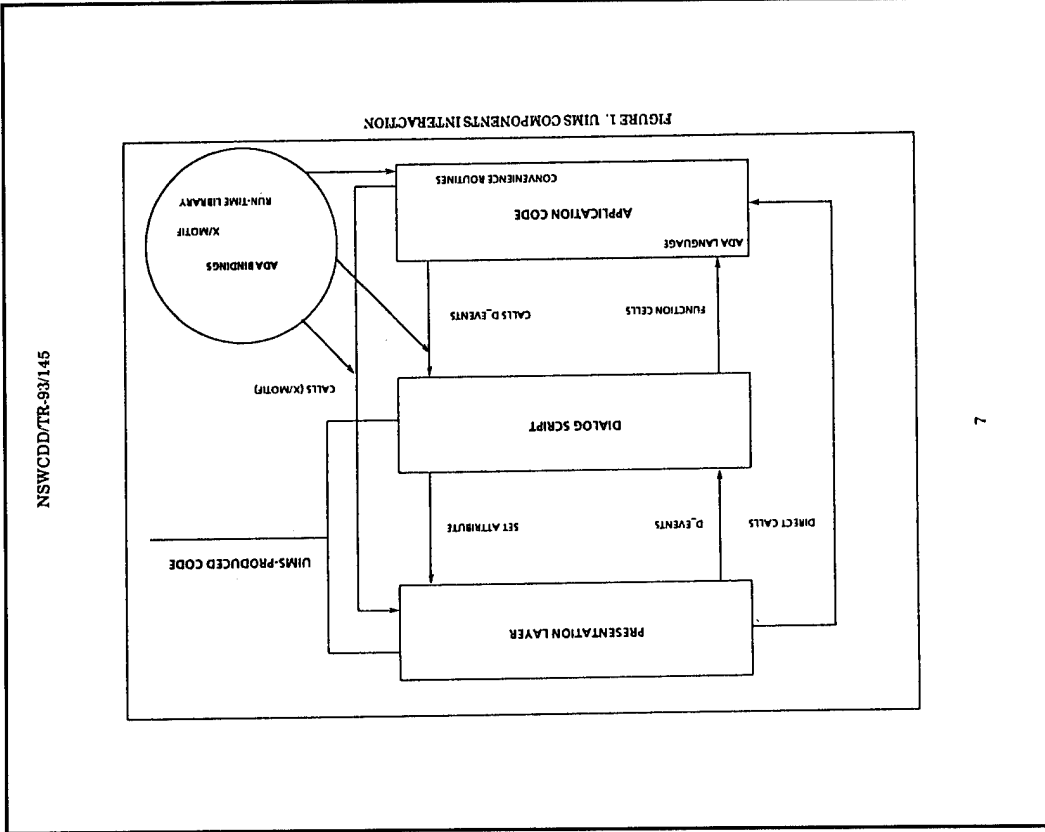
Third-Order Heading

Third-order headings are typed flush left with initial caps and are underlined, with no period. Two blank lines should precede the third-order heading, and one blank line should follow it.


Fourth-Order Heading. Fourth-order headings are typed indented with initial caps, underlined, and are followed by a period and two spaces. One blank line should precede the fourth-order heading. The text begins on the same line as the heading.

* No specific format for first-, second-, third-, and fourth-order headings is required for NSWCDD publications. However, the standards presented (as shown in Figure 3-1) are recommended.

FIGURE 3-1. SAMPLE HEADINGS LAYOUT



7



b. HORIZONTAL LAYOUT

a. VERTICAL LAYOUT

FIGURE 3-2. ILLUSTRATIONS

NSWCDD/TR-92/199

Test Case	Objective	Method	Special Requirements	Special Procedures
Replan 1 (AR-1)	C	Replan AC-1	Same target, different aim point	None
Replan 2 (AR-2)	D	Replan AC-2	Same target complex, modified target segment	None
Replan 3 (AR-3)	D	Replan AC-3	Different target segment	None
Replan 4 (AR-4)	C	Replan AC-4	Change missile variant	None
Replan 5 (AR-5)	D	Replan AC-5	Additional target segment	None
Replan 6 (AR-6)	D	Replan AC-6	Change DAY TYPE to HOT	None
Replan 7 (AR-7)	C	Replan AC-7	Change threat location	Do not derive data. Re-route interactively as required. The Route Assessment Results Summary may be used to determine changes.
Replan 8 (AR-8)	D	Replan AC-8	Change missile OPF	None
Replan 9 (AR-9)	C	Replan AC-9	Same target, different launch area	Change munitions type
Replan 10 (AR-10)	D	Replan AC-10	None	None

TABLE 3.6. APS REPLANNING TEST CASES

3-10

b. HORIZONTAL LAYOUT

NSWCDD/MP-93/125

- Test event title, number, date, and time
- Name of individual filling out data sheet and assigned station
- List of personnel participating in each test event, including assigned duty stations
- Target type and configuration
- Environmental data listed in Table 7-1 obtained from test personnel and NSWCDD range instrumentation
- Test data not subject to automatic collection
- Configuration of the vendor equipment including any changes incorporated since the previous test
- Unique identification numbers of all magnetic video, audio, digital, and other tapes and data media used during the specific test period

TABLE 7-1. ENVIRONMENTAL DATA

Data Item	Rate
Range Time Tag	Each Measurement
Cloud Cover	Pre/Post Test
Sea State (River State)	Pre/Post Test
Visibility	Every Minute
Air Temperature	Every Minute
Relative Humidity	Every Minute
Dewpoint	Every Minute
Air Pressure	Every Minute
Surface Wind Speed	Every Minute
Surface Wind Direction	Every Minute

7.1.4.2 Video Data. Identical TV format video tape recorders shall be used to record the video image and symbology presented to the operators. In addition, the raw video (no symbology) from a single TIS and a single TV camera per vendor shall be recorded.

7.1.4.3 Digital Data. Digital data from the vendors' systems and selected STSTS equipments shall be recorded. Table 7-2 lists the minimum set of data parameters to be collected from the vendor systems. Additional data parameters can be added, up to the limit of NSWCDD data recording equipment, by mutual agreement between the vendor and NSWCDD. Table 7-3 lists the set of data parameters to be collected from the STSTS facilities during testing.

7-2

a. VERTICAL LAYOUT

FIGURE 3.3. TABLES

NSWCDD/TR-92/199

SECTION 4.0. BIBLIOGRAPHY

Defense System Software Development, DOD-STD-2167A, 29 Feb 1988.

Documentation of the Mission Planning Process, CMSAINST 3330.1F, USCINCLANT CMSA, 25 Nov 1991.

Modified Interface Requirement Specification for the Digital Scene Matching Area Correlation (DSMAC) IIA, AN/DXQ-1 (V) Theater Mission Planning Center Upgrade (TMPCU) I/O Interface (U), JCMC-2084, 28 Feb 1990 (SECRET).

Naval Surface Warfare Center Publications Guide, NSWCDD/MP-92/2, Jan 1992, NSWCDD, Dahlgren, VA.

Prime Item Development Specification (PIDS) for the DIWS/DIWS(A), EDM Rev B, 6 Jun 1991.

Software Test Plan for the DT-IIA Testing of the Theater Mission Planning Center Upgrade (TMPCU) and the DT-IIIB Testing of the Afloat Planning System (APS), T-SPN-0331-00, Nov 1991.

Software User's Manual for the Digital Imagery Workstation Suite (DIWS), Shared Resource (SR), CSCI, Image Data Input (IDI) CSCI, and Image Data Storage (IDS) CSCI, DM-90-335, Books 1-3, 1 Aug 1991.

Software User's Manual for the TOMAHAWK Land Attack Missile Mission Planning System and the TOMAHAWK Land Attack Missile Mission Planning System Afloat (U), MDC B008/A00A, Vol I-IV, Rev A, 15 Jan 1992 (SECRET).

System Specification for the Theater Mission Planning Center (TMPCU) (U), PDA-14 P3900/2B, 8 Jan 1990 (SECRET).

Test and Evaluation Master Plan (TEMP) (U), OPNAV TEMP No. 1007-1, Rev A, Draft, Mar 1991 (CONFIDENTIAL).

Trainee Guide for the Tomahawk Land Attack Missile (TLAM) Planning System Mission Planner Module (U), MDC C007, Vol I-IV, 25 Apr 1992 (SECRET).

FIGURE 3-5. BIBLIOGRAPHY

NSWCDD/TR-93/243

REFERENCES

1. *Electro-Optical Systems Evaluation Program Master Plan*, NSWCDD/MP-93/125, Mar 1993, Dahlgren, VA.
2. *Electro-Optical System Evaluation Questionnaire*, TRW, Proposal, 19 Feb 1993.
3. *System Specification for Optical Sight EX 46 Mod 0*, NSWCDD, System Specification, WS 32735, 1 Jun 1989.
4. George, E., *FLIR Performance Assessment Against Selected U.S. Navy Targets* (Working Papers), 17 Jun 1992, Dahlgren, VA.
5. "Implications to Naval Warfare," *Optical Spectrum Domination Symposium*, Director, Naval Surface Warfare Division, 29-30 Mar 1993.
6. OPNAVINST 3000.12, *Operational Availability*.
7. *Questionnaire-Land-Based Evaluation of Electro-Optical Tracking Sensor Systems*, Kollmorgen Corporation, Proposal, 19 Feb 1993.
8. *Land-Based Evaluation of Electro-Optical Tracking Sensor Systems*, Loral Defense Systems-Akron, Proposal, 19 Feb 1993.
9. MIL-HDBK-472, *Maintainability Prediction*.
10. MIL-STD-781, *Reliability Testing for Engineering Development, Qualification, and Production*.
11. MIL-STD-721, *Definition of Terms for Reliability and Maintainability*.

FIGURE 3-4. REFERENCES

TABLE 3-1. RECOMMENDED FORMAT FOR REFERENCES

Citation	Order of Elements	Example
Book	Author Title Edition Publisher Location Date Pages Cited	Urick, R. J., <i>Principles of Underwater Sound for Engineers</i> , Second Edition, McGraw Hill Book Co., Inc., New York, NY, 1967, pp. 820-1121.
Computer Program	Program Name Source (Including Department) Date	STUMPM Computer Program, NSWC, Research and Technology Department, 1985.
Contractor-Prepared Report (Classified)	Author Title Report Number Company Location Date Pages Cited Security Classification	Fried, D. L., <i>Adoption of Thick Chopper Wave Front Sensor Hardware for Operations as a Shewing Interferometer (U)</i> , NSWC TR 86-510, Optical Sciences Company, Placentia, CA, Jan 1979, pp. 63-68 (CONFIDENTIAL).
Dissertation	Author Title Dissertation University Date	Santopietro, R. F., <i>Measurement, Analysis, and Reduction of Noise in High-Frequency Electrocardiogram</i> , Ph.D. Dissertation, University of Pennsylvania, Dec 1982.
Drawing	Source Drawing Number Title Date	NSWC, Dwg. No. 9384, "Schematic of Different Analysis for Determining Structural Response of Ship Deck Under Impulsive Loads," 14 Oct 1984.
Edited Book	Editor Title Publisher Location Date	Eshback, W., Ed., <i>Handbook of Engineering Fundamentals</i> , John Wiley & Sons, Inc., New York, NY, 1980.
Foreign Journal Article	Author Title of Article Title of Journal Volume Date	Gassmand, F., "Uber die Elastizitat Medien," <i>Naturforschende Gesellschaft, Zurich Vierteljahresschrift</i> , Zurich, Vol. 96, 1972.
Instruction	Agency Number Date Subject Location	OPNAVINST 5510.1H of 29 Apr 1988, Subj: <i>Department of the Navy Information and Personnel Security Program Regulation</i> , Washington, DC.
Journal Article	Author Title of Article Title of Periodical Volume Date Pages Cited	Marsh, H. W.; Simons, T.; and Schulkin, M., "Sound Absorption in Seawater," <i>Acoustical Society of America Journal</i> , Vol. 34, No. 6, 1962, p. 864.

NOTE: Titles may be typed in italics (as shown in the examples) or underscored. References for unclassified publications are typed exactly as those for classified publications except that security markings do not appear. If an unclassified reference is cited in a classified publication, add (UNCLASSIFIED) to the end of the reference.

TABLE 3-1. RECOMMENDED FORMAT FOR REFERENCES (Continued)

Citation	Order of Elements	Example
Letter	Originator Desk Letters File Number Serial Number Date Subject Addressee Location	JAB ltr 001:RKL:ds 5050 Ser 4522 of 7 Dec 1985, Subj: Laboratory Environmental Evaluation of the Infrared Motion Detector, to NAVSEA, Washington, DC.
Memorandum	Source Subject City State Date	NSWC H31 Memo, Subj: Laboratory Environmental Evaluation of the Infrared Motion Detector, Dahlgren, VA, 12 Apr 1985.
Message (Classified)	Sender Date/Time Group Month/Year Addressee Location Security Classification	CNO Msg 052016A Sep 1991 to NAVSWC/WO (CONFIDENTIAL).
Navy Manual (Classified)	Title and Security Classification Symbol Number Volume Part Revision Date Pages Cited Security Classification of Manual	<i>Troubleshooting Test Set, Automatic, MK 591 MOD 2 (U)</i> , NAVSEA OP 4374, Vol. 3, Part 1, Rev. 1, 15 Sep 1989, pp. 51-64 (CONFIDENTIAL).
Patent	Inventor Title Country Patent Number Date	Adolph, H. G., "Acetals Derived from Negatively Substituted Aldehydes and Polynitro- or Halonitroethanols," U.S. Patent No. 4062897, 13 Dec 1977.
Personal Communication	First Person in Communication Type of Communication Second Person in Communication Title (if any) and Organization (city and State) Subject Discussed Date	Finkle, K. R., Telephone Conversation with J. R. Jones, Head Explosives Branch, Lockheed Missile & Space Co., Inc., Palo Alto, CA, Concerning Finite Element Techniques, 18 May 1990.

NOTE: Titles may be typed in italics (as shown in the examples) or underscored. References for unclassified publications are typed exactly as those for classified publications except that security markings do not appear. If an unclassified reference is cited in a classified publication, add (UNCLASSIFIED) to the end of the reference.

TABLE 3-1. RECOMMENDED FORMAT FOR REFERENCES (Continued)

Citation	Order of Elements	Example
Proceedings (Classified)	Author Title and Security Classification Symbol Proceedings Location Date Pages Cited Security Classification of Proceedings	Smith, J. J. and Jones, A. P., "Supersonic Stores Separation Technology (U)," in <i>Proceedings of the Ninth Navy Science Symposium</i> , U.S. Naval Academy, Annapolis, MD, 28 Oct 1974, pp. 17-30 (SECRET).
Specification	Source Type of Specification Specification Number Title Date	NSWC, Process Specification, WS 19604, <i>Fabrication of the Fiberglass Bomblet Assembly</i> (504109), 18 Apr 1979.
Technical Report (Classified)	Author Title and Security Classification Symbol Report Number Date Location Security Classification of Report	Tipton, R. G., et al., <i>Development of a PRAM Case Stabilization System (U)</i> , NAVSWC TR 91-194, Dec 1991, NAVSWC, Dahlgren, VA (CONFIDENTIAL).
Unpublished Paper	Author Title Location Date	Simons, T. V., "SUBROC Mine Development Conference," NWC, China Lake, CA, 30 Jun 1974.

NOTE: Titles may be typed in italics (as shown in the examples) or underscored. References for unclassified publications are typed exactly as those for classified publications except that security markings do not appear. If an unclassified reference is cited in a classified publication, add (UNCLASSIFIED) to the end of the reference.

CHAPTER 4

BACK ELEMENTS OF NSWCDD PUBLICATIONS

Back elements of NSWCDD publications appear after the text in the following order.

- APPENDIXES (Optional)
- INDEX (Optional)
- DISTRIBUTION
- BACK COVER

APPENDIXES (Optional)

Purpose

An appendix contains supplementary material that supports the main body of the publication. Appendixes are considered stand-alone documents.

Page Location

An appendix is placed after the body of the publication and before the distribution list. It is listed in the table of contents.

Page Numbering

Appendix pages are compound-numbered based on appendix designation. A title page is included at the beginning of the appendix (Figure 4-1a). The page number for the title page is, for example, A-1/A-2. The page that begins the text is then numbered A-3 (Figure 4-1b).

Numbers and Titles

Appendixes are designated Appendix A, Appendix B, etc. Each appendix must have a title.

Reference to an Appendix

Each appendix must be referenced in the text. "Appendix" is spelled out with an initial cap in the text when calling out a specific appendix. If only one appendix appears in a publication, then reference can be made to "the appendix."

Figure, Table, and Equation Numbers

Figure, table, and equation numbers are preceded by the letter designation of the appendix in which they fall (e.g., A-1, A-2, B-1, etc.). Captions of figures and tables used in an appendix may appear in the list of illustrations and tables in the front of the publication.

References in Appendixes

If figures, tables, or equations are mentioned in both the body of the report and an appendix, they should appear as new figures, tables, or equations in the appendix. If a reference is used in both the body of the publication and the appendix, it is treated as a new reference in the appendix, and the complete citation is repeated. If there are no references in the text, begin numbering references in a single appendix with Arabic numeral one. If there are text references, or if another appendix has references, they are compound-numbered (A-1, B-1, etc.) to conform to the appendix designation and are listed numerically following each appendix. However, if less than three references are cited, they may be placed at the bottom of the page on which they are called out.

INDEX

Purpose

The index alphabetically lists each topic mentioned in the publication, along with the page number(s) on which the topic is found in the text.

Requirements

An index is not required in NSWCDD publications.

Page Location

An index is placed at the end of the publication, before the distribution list.

Page Numbering

Index pages are compound-numbered (e.g., IN-1, IN-2, etc.). The first page of the index must be a right-hand page.

Format

A two-column format is used, as shown in Figure 4-2. Index continuation pages must repeat the title followed by "Continued" in parentheses.

DISTRIBUTION

The distribution list appears at the end of the publication in front of the back cover. Although it is the author's responsibility to provide correct mailing addresses, the Technical Publications Branch will assist whenever possible. The Security Office can provide the author with approved contractor addresses, and the Mail Center can assist with the Navy addresses.

Number of Copies for Addresses

The number of copies for each external addressee is shown at the right of the address, opposite the attention line, centered under the column heading "Copies." If there is no attention line, the number of copies should be placed to the right of the zip code, centered under the column heading "Copies." The number of copies for each internal addressee is shown to the right of the office code and/or name, centered under the column heading "Copies."

Format

The distribution list is typed in all caps, 10-point, in the double-column format shown in Figure 4-3. External distribution addresses are single-spaced with double-spacing between addresses. The internal distribution list is single-spaced. Distribution continuation pages must repeat the title followed by "Continued" in parentheses.

Page Numbers

The distribution list begins on a right-hand page, numbered (1), centered at the bottom of the page, as shown in Figure 4-3.

Address Format

To be compatible with the U.S. Postal Service automation requirements, all official mail addresses will be typed or printed by other mechanical means in uppercase letters and contain no punctuation except for the hyphen in the ZIP + 4 code.

Official mail addresses (both delivery and return) will be limited to five lines, formatted with a uniform left margin, and limited to a maximum of 47 characters per line, including spaces.

Attention Line. The attention line, if applicable, appears first, as shown in Figure 4-3 and identifies a specific person or section within the activity.

ATTN	Office code(s) or specific person(s)
XXXXXXXXXXXX	Title of official in charge line
XXXXXXXXXXXX	Name of activity line
XXXXXXXXXXXX	Delivery address line
XXXXXXXXXXXX	City State ZIP + 4 code line

Title of Official in Charge Line. Navy correspondence shall be addressed to the official in charge of the activity (i.e., Director, Commander, Commanding Officer, etc.).

Name of Activity Line. When addressing DOD activities, the short title, less city and state, may be used. For example, the activity line for the Pacific Division, Naval Facilities Engineering Command would be addressed PACNAVFACENGCOM.

Delivery Address Line. This line, except for ships, will consist of either a street address, post office box number, postal service center number and box number, or unit number with or without box number.

1775 JOHN PAUL JONES BLVD	Street address
PO BOX 405	Post office box number
PSC 467 BOX 291	Post service center number and box number
UNIT 30001	Unit number without box number
UNIT 62001 BOX 426	Unit number with box number

City, State, ZIP + 4 Code Line. The post office (city), state, and ZIP + 4 code will appear in that order on the last line of the address. Except for military post office (MPO) addresses, the standard two-letter abbreviation will be used for the state. In the case of MPO addresses, Army post office (APO) or fleet post office (FPO) is used in lieu of the city and "AE" (Armed Forces Europe), "AA" (Armed Forces Americas), or "AP" (Armed Forces Pacific) is used in lieu of the state.

Civilian Post Office Address: NORFOLK VA 23511-5218

Military Post Office Addresses: APO AE 09501-4665
 APO AA 09508-0008
 FPO AP 96349-1100

Note: This addressing information was taken from OPNAVINST 5218.7A of 28 September 1992 and DOD Directive 4525.8-M of 28 September 1992.

Required External Addresses

The following addressee must appear on the external distribution list of all reports related to R&D activities (e.g., scientific and technical reports, indexes, and progress reports of completed or current research).

	<u>Copies</u>
THE CNA CORPORATION PO BOX 16268 ALEXANDRIA VA 22302-0268 (For Dahlgren publications only)	1

	<u>Copies</u>
ATTN CODE E29L (TECHNICAL LIBRARY) COMMANDING OFFICER CSSDD NSWC 6703 W HIGHWAY 98 PANAMA CITY FL 32407-7001	1

The following addressees must appear on the external distribution list unless, for example, the publication contains special intelligence information that is limited in distribution or the publication is exempt from distribution to DTIC.

Unclassified TRs and MPs for public release (Distribution Statement A):

	<u>Copies</u>
DEFENSE TECHNICAL INFORMATION CENTER CAMERON STATION ALEXANDRIA VA 22304-6145	12
ATTN GIFT AND EXCHANGE DIVISION LIBRARY OF CONGRESS WASHINGTON DC 20540	4

Classified and unclassified TRs and MPs with limited distribution (Distribution Statements B through X):

	<u>Copies</u>
DEFENSE TECHNICAL INFORMATION CENTER CAMERON STATION ALEXANDRIA VA 22304-6145	2

Required Internal Addressees

The following addressees must appear on the internal distribution list of classified and unclassified TRs, TNs, MPs, and APs.

Dahlgren Publications

	<u>Copies</u>
A07 (INTELLIGENCE)*	1
E231	3
N72D or N742 (GIDEP)**	1
XXX (AUTHOR)	X

CSS Publications

	<u>Copies</u>
CODE E29L (TECHNICAL LIBRARY)	4
CODE 0543 (MSC)	5
CODE XXX (AUTHOR)	1

* Add only to publications containing intelligence-related material.

** Add only to unclassified TRs and MPs containing no proprietary information.

Order of Addresses

The following is the required order for addresses on the distribution list:

DOD ACTIVITIES (CONUS)
DOD ACTIVITIES (EX-CONUS)
NON-DOD ACTIVITIES (CONUS)
NON-DOD ACTIVITIES (EX-CONUS)
INTERNAL

Navy Addresses. For Navy addresses, consult the Standard Navy Distribution List, OPNAV PO9B2-107 or PO9B2-105. Ships under construction may be placed on distribution lists; address "PCO" (Prospective Commanding Officer) and use the hull designation just as with any other Navy ship.

Contractor/Nongovernment Addresses. When preparing a distribution list for a classified or export controlled document that includes contractors and/or nongovernment facilities, in accordance with approved local site procedures, check to be certain that each addressee has approved safeguarding capability and is otherwise authorized to receive the information. All contractor addresses for classified mailing should be verified with the Security Office prior to publishing. In a classified publication, the attention line should read: ATTN SECURITY OFFICE FOR _____.

BACK COVER

The NSWCDD logo appears on the back cover of a publication and is prepared by the Technical Publications Branch. The back cover is color coded the same as the front (see Chapter 2). Figure 4-4 provides an example of a back cover.

NSWCDD/TR-93/145

1. The most crucial area of portability between the two environments for Telesoft and Ada source code is the Telesoft Ada bindings. The Telesoft Ada bindings consist of the following ten Ada packages: BasicTypes, CTypes, Epm, List Support, Tu, Ux, Ux Error, Ux Types, Uxa Convert and Tv_Convert. The bindings also include a procedure (Ada_Delay). The BasicTypes and Tv_Convert packages can be omitted from the port process. These packages are only utilized with the Telesoft Ada bindings.

The first step in this investigation was to verify the use of Telesoft Ada bindings source code with the Aلس compiler. The Aلس compiler should be set up to store object code in a library (refer to Aلس documentation for details). The following are the modifications that are needed to compile with the Aلس compiler:

- a. The procedure (Ada_Delay) uses the pragma EXPORT. Therefore, it should be included inside an Ada package.
- b. The package (Ux Types) uses the pragma Preserve_Layout. The Aلس compiler does not support this feature. A record representation clause should be used in place of the pragma Preserve_Layout. The following example is taken from the modifications of the package.

Example:

```

for X_Rectangle_Rec use
record
  X at 0 range 0 .. 15;
  Y at 0 range 16 .. 31;
  Width at 4 range 0 .. 15;
  Height at 4 range 16 .. 31;
end record;

```

NOTE: Preserve_Layout is used to preserve a record structure during compilation for passing arguments. Both the Telesoft and Aلس Ada compilers rearrange the structure of objects defined as record types. The difference for handling records in the compilers is that Telesoft provides a pragma (Preserve_Layout) to prevent the compiler from rearranging the structure. Aلس does not provide this support. Information on prevention of rearrangement of record structures. A record representation can be used to prevent rearrangement of a record structure by the Aلس Ada Compiler.

2. The next step was to establish communication between the Aلس compiler and the Telesoft UIMS. Before getting started, the Aلس environment variable should be set to ALOPTS -v -c -H (Ada main

A-3

NSWCDD/TR-93/145

APPENDIX A

DETAILED PORTABILITY APPROACH

A-1/A-2

a. TITLE PAGE

b. FIRST TEXT PAGE

FIGURE 4-1. APPENDIX

NSWCDD:MP-94/105

INDEX

Abbreviations, 2-6	Compound numbering,
Abstract, 2-2	Contractor prepared publication, 1-6
Acknowledgments, 2-3	Contents, 1-10, 2-3, 2-9, 2-10
Acronyms, 2-6	classification markings, 5-2, 5-8
Administrative Publication, 1-1, 1-5, 1-10	Copyright, 7-1
Appendices, 1-10, 4-1, 4-8	Defense Printing, 1-7, 4-7
classification markings, 5-5, 5-12	Defense Technical Information Center (DTIC), 1-3, 1-7, 2-2
numbers and titles, 4-1	Destruction notice, 5-1
pagination, 1-8, 4-1	Distribution list, 4-7, 4-9
Approval	address format, 4-3
Administrative Publication, 1-5, 1-9	Administrative Publication, 1-5, 1-9
Miscellaneous Publication, 1-4, 1-9	classification markings, 5-5
Technical Note, 1-4, 1-9	external, 4-4
Technical Report, 1-3, 1-9	internal, 4-4
Back cover, 1-10, 4-7, 4-10, 5-6, 5-12	Miscellaneous Publication, 1-4, 1-9
Back elements, 1-8, 1-10, 4-1	order of addressees, 4-6
Bibliography, 1-10, 3-9	pagination, 1-8, 4-7
classification markings, 5-4, 5-11	requirements, 1-10
Main Body of publication, 1-8, 1-10, 3-1	Technical Memorandum, 1-6, 1-9
arrangement of material, 3-1	Technical Note, 1-4, 1-9
classification markings, 5-3, 5-9	Technical Report, 1-3, 1-9
headings, 3-1	Downgrading/declassification
pagination, 1-8	statement, 5-1
paragraph numbers, 3-2	Elements of publications, 1-10
Brochures, 1-4	Equation numbering, 1-9
Canceling a publication number, 1-7	Executive summary, 1-10, 2-6, 2-11
Captions	classification markings, 5-3
figures, 3-3	External distribution,
tables, 3-5	Figures (see Illustrations)
Change Transmittal Form, 8-1	Foldout pages, 3-4
Changes to TRs, TNs, MFs, and APs, 8-1, 8-4	Footnotes, 3-2
Chapter	classification markings, 5-4, 5-8
numbers, 1-8	Foreword, 1-10, 2-3, 2-9
Classification markings, 5-1	pagination, 2-3
(see also specific element)	Front cover, 1-10, 2-1, 2-7
Coastal Systems Station, 1-1, 1-6, 1-7, 2-3, 2-8, 4-5, 4-6	classification markings 5-1, 5-7

I-1

FIGURE 4-2. INDEX

NSWCDD/MP-94/289

DISTRIBUTION

DOD ACTIVITIES (CONUS)		NON-DOD ACTIVITIES (CONUS)		COPIES	
ATTN SEA 03K12	ATTN R TALBOT	3	1	COPIES	COPIES
COMMANDER	JOHNS HOPKINS UNIVERSITY				
NAVAL SEA SYSTEMS COMMAND	APPLIED PHYSICS LABORATORY				
231 JEFFERSON DAVIS HWY	JOHNS HOPKINS ROAD				
ARLINGTON VA 22242-5160	LAUREL MD 20728-6099				
ATTN PMS 400B31L	THE CNA CORPORATION	1			
PMS 400B31D	P.O. BOX 16268	1			
REGIS PROGRAM MANAGER	ALEXANDRIA VA 22302-0268				
DEPARTMENT OF THE NAVY	INTERNAL				
231 JEFFERSON DAVIS HWY					
ARLINGTON VA 22242-5165					
ATTN CODE 9254	REGIS DATA CENTER	1			
COMMANDING OFFICER					
CARDEROCK DIVISION	B				
NAVAL SURFACE WAREFARE CENTER	B30				
NAVAL BASE	B32 LEITE				
PHILADELPHIA PA 19112-5083	B35				
	B35 KNUDSEN				
	B35 THOMAS				
	B35 BROWN				
ATTN CODE 2753 H WHITSEL	E231	1			
COMMANDER	E232 GRAY				
CARDEROCK DIVISION	F31				
NAVAL SURFACE WAREFARE CENTER	F31 INGOLD				
BETHESDA MD 20884-5000	N05				
	N24				
ATTN CODE E29L	N65 ENG	1			
COMMANDING OFFICER	N74 GUIDP				
COASTAL SYSTEMS STA					
DAHLGREN DIV					
6703 W HIGHWAY 98					
PANAMA CITY FL 32407-7001					
DEFENSE TECHNICAL INFORMATION CTR					
CAMERON STATION					
ALEXANDRIA VA 22304-6145					

(1)

FIGURE 4-3. DISTRIBUTION LIST




FIGURE 4-4. BACK COVER

CHAPTER 5

CLASSIFICATIONS MARKINGS FOR NSWCDD PUBLICATIONS

Instructions on marking the elements in classified NSWCDD publications are included in the following discussions of each element. Further details are available in OPNAVINST 5510.1H or from the Security Office.

FRONT ELEMENTS

Front Cover

General. The overall classification of the publication is centered at the top and bottom of the front cover in bold, 18-point typeface. See Figure 5-1 for an example of a classified front cover.

Publication Title. The publication title should be unclassified. A report with a classified title should be provided with an unclassified title, if at all possible. The classification of the title appears after the title.

Downgrading/Declassification Statements. With the exception of material that is Restricted Data (RD) or Formerly Restricted Data (FRD), a downgrading/declassification statement must be applied in accordance with OPNAVINST 5510.1H. The statement indicates the classifying authority (classification guide or source documents) and the declassification date, event, or Originating Agency's Determination Required (OADR). The downgrading/declassification statement will appear at the bottom left margin above the classification.

Destruction Notice. In an unclassified, limited publication, a destruction notice must appear on the front cover in accordance with OPNAVINST 5510.1H. Destruction notices appear on unclassified, not for public release TRs, MPs, APs, and TNs. A destruction notice is not needed for classified or public release publications.

Multiple Sources. If the classification of a publication is based on multiple sources (e.g., a classification guide and several source documents), only one downgrading/declassification statement appears on the cover. The words "Multiple Sources" appear on the "Classified by" line. A list of sources appears on the PRA Form. (Refer to Chapter 6 for instructions concerning the PRA Form.)

Warning Notices. Warning notices advise holders of some special status of information that requires additional protective measures. When applicable, one or more warning notices will appear prominently on the front cover written out in full text. Within the main body, in addition to classification portion markings, the abbreviated form for Restricted Data, Formerly Restricted Data, Critical Nuclear Weapons Design Information, and intelligence control markings [e.g., (S/RD), (C/FRD), (S/RD), (N), or (S/NF)] will be used. Appropriate classification markings must also appear on the appropriate paragraphs and pages of the document; warning notices do not take the place of classification markings. Some of the warning notices appear in Table 5-1.

Secondary Distribution Statement. The secondary distribution statement, used to show the intended audience and the controlling office from whom approval is required for requesters outside the intended audience, will also appear at the bottom left margin above the classification.

Standard Form 298

The SF 298 shows the title classification, abstract classification, and classification of the subject terms. Blocks 17, 18, and 19 are self-explanatory for classification. Figure 5-2 provides an example of a classified SF 298.

Foreword

The overall classification of the report is centered at the top and bottom of the foreword page, whether the information on the page is classified or not. The classification markings at the top and bottom of each page should be typed in 14-point and bold typeface. Each paragraph is marked at the beginning with the appropriate classification symbol in parentheses, as shown in Figure 5-3.

Contents

The overall classification is centered at the top and bottom of each page, even if the information in the table of contents is unclassified. The classification markings at the top and bottom of each page should be typed in 14-point, bold typeface. Each entry must be followed by the appropriate classification symbol in parentheses to indicate the classification of the heading. See Figure 5-4 for an example of a contents page with classification markings.

Illustration and Tables

The overall classification is centered at the top and bottom of each page even if the information in the list of illustrations and list of tables is unclassified. The classification markings at the top and bottom of each page should be typed in 14-point, bold typeface. Each title must be followed by the appropriate classification symbol in parentheses to indicate the classification of the figure or table title. The caption marking should appear in the same position as it does on the page where the figure or table appears. In an unnumbered figure or table, the caption will be placed immediately preceding the text of the caption. When figure or table numbers are used, the abbreviated marking is placed after the number and before the text, in the same manner as for portion markings. This will affect the location of the abbreviated marking in the list of illustrations and list of tables. See Figure 5-4 for examples.

Glossary

The overall classification of the report is centered at the top and bottom of each page of the glossary, whether or not the information on the page is classified. The classification markings at the top and bottom of each page should be typed in 14-point, bold typeface. If the publication is classified and the entire list is unclassified, mark the heading (U) GLOSSARY (U) indicating that the list and the title are both unclassified, as shown in Figure 5-5. If any of the abbreviations, acronyms, or symbols are classified, the level of classification must be shown and the heading is marked GLOSSARY (U). The Security Office will provide guidance on the proper classification markings.

Executive Summary

The overall classification of the publication is centered at the top and bottom of the executive summary page(s), whether or not the information in the summary is classified. The classification markings at the top and bottom of each page should be typed in 14-point, bold typeface. Each paragraph is marked at the beginning with the appropriate classification symbol in parentheses. All classification markings for executive summaries are the same as those in the text of the main body.

MAIN BODY

Text

Overall Classification of Each Page. The overall classification appears centered at the top and bottom of each page. However, if a warning notice appears on a page, then the top classification marking reflects the classification and warning notice; e.g., SECRET/NOFORN. The warning notices are not required to go at the bottom of the page, just the classification. The classification at the top and bottom of each page should be typed in 14-point, bold typeface, as shown in Figure 5-6.

Headings. First-, second-, and third-order headings are marked with the appropriate classification symbol in parentheses after the heading, as shown in Figure 5-6. (However, if these headings are numbered, the classification marking must appear between the number and the heading.) Fourth-order headings are marked with the appropriate classification symbol in parentheses before the heading. Unclassified headings should be used whenever possible.

Paragraphs, Subparagraphs, Parts, Sections, and Portions. Each paragraph, subparagraph, part, section, and portion must be marked with the appropriate security classification marking as shown in Figure 5-6. The appropriate symbol—(U), (C), or (S)—is set at the normal paragraph indentation, followed by one space and the first word of the paragraph, subparagraph, part, section, or portion. Other warning notices or intelligence control markings in abbreviated form applying to that portion will be included with the classification [e.g., (S/NF)]. See Table 5-1 for further information on warning notices.

Footnotes. Footnotes are marked with the appropriate classification symbol in parentheses following the footnote symbol and before the footnote. See Figure 5-6 for an example of a footnote with classification markings.

Illustrations. Illustrations and illustration captions must indicate the level of classification, even if they are unclassified. The classification of the illustration appears centered below the illustration, as shown in Figure 5-7. The classification symbol of the illustration caption appears in parentheses after the illustration number, as shown in Figure 5-7.

Tables. All tables and table captions must indicate the level of classification, even if they are unclassified. The classification of the table appears centered above the table, as shown in Figure 5-8. The classification symbol of the table caption appears in parentheses after the table number, as shown in Figure 5-8.

References

The overall classification of the report is centered at the top and bottom of each page of the list of references, whether or not the information on the page is classified. Each classified reference is marked with the appropriate classification symbol in parentheses after the title (indicating the classification of the title of the document). The classification of the source is typed in full caps in parentheses after the entry. If an entry is not classified, type "UNCLASSIFIED" in parentheses after the entry. See Figure 5-9 for examples of references with classification markings.

Classified documents are not to be listed in a reference list in unclassified, unlimited distribution publications. (See SECNAVINST 5510.34, available in the Security Office, for further information.)

Bibliography

The overall classification of the report is centered at the top and bottom of each page of the bibliography, whether or not the information on the page is classified. Each classified entry is marked with the appropriate classification symbol in parentheses after the title (indicating the classification of the title of the document). The classification of the bibliographic entry is typed in full caps in parentheses after each bibliographic entry, as shown in Figure 5-10. If an entry is not classified, type "UNCLASSIFIED" in parentheses after the entry.

If included, classified documents are not be listed in unclassified, unlimited distribution publications. (See SECNAVINST 5510.34.)

BACK ELEMENTS

Appendixes

Each appendix carries its own classification markings, which may differ from the classification of the body of the publication. Appendixes are marked as if they are separate reports, each carrying individual classification markings, with the cover carrying the appropriate downgrading and declassification statement, distribution statement, and, if applicable, warning notices. For example, if the body of the report is SECRET and the appendix is CONFIDENTIAL, the body of the report is marked SECRET centered top and bottom of each page, and the appendix is marked CONFIDENTIAL centered top and bottom of each page. In another example, if the body of the report is UNCLASSIFIED and the appendix is CONFIDENTIAL, the front and back covers of the document are marked CONFIDENTIAL, and the following statement will appear on the cover: "Appendix __ is the only classified portion of the publication. Upon removal of Appendix __, this report becomes unclassified." The cover will carry the downgrading and declassification statement, appropriate distribution statement, and, if applicable, warning notices. The appendix will be marked CONFIDENTIAL centered top and bottom of the page, and will be portion marked as required for any classified document. The appendix text is marked the same as for text in the main body of the publication.

Index

The overall classification of the report is centered at the top and bottom of each page, whether or not the information on the page is classified. If the publication is classified and the entire index is unclassified, mark the heading: (U) INDEX (U) indicating that the list and the title are both unclassified. If any entries in the index are classified, the level of classification must be shown. The Security Office will provide guidance on the appropriate classification markings.

Distribution

The distribution list, which is always unclassified, is marked UNCLASSIFIED centered at the top and bottom of the page and the heading is marked (U) DISTRIBUTION (U) (see Figure 5-11).

Back Cover

The overall classification of the publication is centered at the top and bottom of the back cover as shown in Figure 5-12.


 <p>CLASSIFICATION</p> <p>DAHLGREN DIVISION NAVAL SURFACE WARFARE CENTER Dahlgren, Virginia 22448-5100</p>	<p>NSWCDD/TR-94/25</p> <p>STRAWMAN TACTICAL COMPUTER CODE FOR AEGIS ENGAGE ON REMOTE HOMING-OUTSIDE REGIONS (U)</p> <p>BY RICHARD D. HILTON</p> <p>SYSTEMS RESEARCH AND TECHNOLOGY DEPARTMENT</p> <p>FEBRUARY 1994</p> <p><small>Classified by Multiple Sources Declassify on OADR</small></p> <p><small>Distribution authorized to DoD and DoD contractors only; administrative/operational use (February 1994). Other requests for this document must be referred to Dahlgren Division, Naval Surface Warfare Center (Code 850), Dahlgren, VA 22448-5100.</small></p> <p>NOT RELEASABLE TO FOREIGN NATIONALS.</p>	<p>CLASSIFICATION</p>
--	---	------------------------------

FIGURE 5-1. CLASSIFIED FRONT COVER

<p>REPORT DOCUMENTATION PAGE</p> <p><small>Make reports available for full distribution of information to authorized personnel. Do not disseminate information, even among close sources, planning and preparing the data needed, and completing and reviewing the collection of information. See instructions for Information Organization and Reports, ITI 1, Johnson Lake Highway, Suite 120A, Arlington, VA 22204-4302, and the Office of Management and Budget, Paperwork Reduction Project (0704-01) 186, Washington, DC 20503.</small></p>		<p><small>Form Approved OAR No. 0704-0118B</small></p>
1. AGENCY USE ONLY (Leave blank)	2. REPORT DATE	3. REPORT TYPE AND DATES COVERED
	April 1995	
4. TITLE AND SUBTITLE		
Underwater Blast Effects from Explosive Severance of Offshore Platform Legs and Well Conductors (U)		
4. AUTHOR(s)		
Joseph G. Connor, Jr.		
7. PERFORMING ORGANIZATION NAME(S) AND ADDRESS(ES)		
Commander Naval Surface Warfare Center Dahlgren Division (Code B35) 13720 Dahlgren Road Dahlgren, VA 22448-5100		
8. PERFORMING ORGANIZATION REPORT NUMBER		
NSWCDD/TR-95/11		
9. SPONSORING/MONITORING AGENCY NAME(S) AND ADDRESS(ES)		
10. SPONSORING/MONITORING AGENCY REPORT NUMBER		
11. SUPPLEMENTARY NOTES		
12a. DISTRIBUTION/AVAILABILITY STATEMENT		
Distribution authorized to U. S. Government agencies and their contractors, administrative/operational use (April 1995). Other requests for this document shall be referred to Dahlgren Division, Naval Surface Warfare Center (Code R15), Dahlgren, VA 22448-5100.		
12b. DISTRIBUTION CODE		
13. ABSTRACT (Maximum 200 words)		
<p>(U) Underwater shock waves generated by explosive removal of a hydrocarbon production platform from the Gulf of Mexico were monitored. Twenty-six Composition B charges were detonated inside the bottom penetrating support members at depths beneath the sea bottom ranging from 8 to 26 ft. Charge weights ranged from 25 to 50 lb. Twelve bourdon gauges were placed at three water depths at each of four ranges from each detonation. This data report summarizes the observed characteristics of the underwater shock waves transmitted into the surrounding water. Similar equations are developed from which tentative predictions may be made for similar explosive removal operations under other conditions. No conclusions are drawn about the effects of shock waves on marine life forms that may be in the neighborhood of such explosions.</p>		
14. SUBJECT TERMS		
Underwater Explosions (U)	Oil Well Platform Removal (U)	15. NUMBER OF PAGES
Composition B (U)	Leg Severance (U)	138
17. SECURITY CLASSIFICATION OF THIS PAGE		18. PRICE CODE
CONFIDENTIAL	UNCLASSIFIED	UNCLASSIFIED
17. SECURITY CLASSIFICATION OF ABSTRACT		20. LIMITATION OF ABSTRACT
UNCLASSIFIED	UNCLASSIFIED	SAR
<p>NSW 7540-01-380-5500</p> <p>74</p> <p><small>Standard Form 298 (Rev. 2/89) Prescribed by ANSI Std. Z39-18</small></p>		

FIGURE 5-2. CLASSIFIED SF 298

CLASSIFICATION
NSWCDD/TR-94/89

FOREWORD (U)

(U) Many U.S. Navy programs have a strong need to be able to make predictions of forward looking infrared (FLIR) camera performance against various threats. An important factor in calculating performance ranges is the atmospheric transmission. Weather information meticulously combined into databases known as the *Random 400* and the *Random 384* (or R400 and R384) was processed into a form that would allow simple estimates of the atmospheric transmission at any given range. This report describes these two databases and the infrared atmospheric transmission modeling that was done using them.

(U) This report has been reviewed by Roger Carr, Head, Electro-Optical Systems Branch and Stuart Koch, Acting Head, Search and Track Division.

Approved by:

THOMAS C. PENDERGRAFT, Head
Ship Defense Systems Department

CLASSIFICATION

FIGURE 5-3. CLASSIFIED FOREWORD

CLASSIFICATION
CSS/TR-94/15

CONTENTS (U)

INTRODUCTION (U).....	Page 1
BACKGROUND (U).....	1
GENERAL (U).....	1
THEORETICAL (U).....	2
EXPERIMENTAL (U).....	3
CONCLUSIONS AND RECOMMENDATIONS (U).....	12
APPENDICES—SPECTRAL ANALYSIS DATA (U).....	A-1
DISTRIBUTION (U).....	(U)

ILLUSTRATIONS (U)

	Page
1 FEEDBACK ELECTRONICS CIRCUIT SCHEMATIC (U).....	6
2 VECTOR ADDITION DIAGRAM OF TWO INPUTS (U).....	7
3 BLOCK DIAGRAM OF FREQUENCY SYNTHESIZER FUNCTION GENERATOR FEEDBACK SYSTEM (U).....	10

TABLES (U)

	Page
1 ELECTRONICS REQUIREMENTS (U).....	6
2 TWO INPUTS PARAMETERS (U).....	7
3 TEST SCHEDULE (U).....	10
4 RESULTS OF DAY 5 TESTING (U).....	11

CLASSIFICATION

FIGURE 5-4. CLASSIFIED LIST OF CONTENTS, ILLUSTRATIONS, AND TABLES

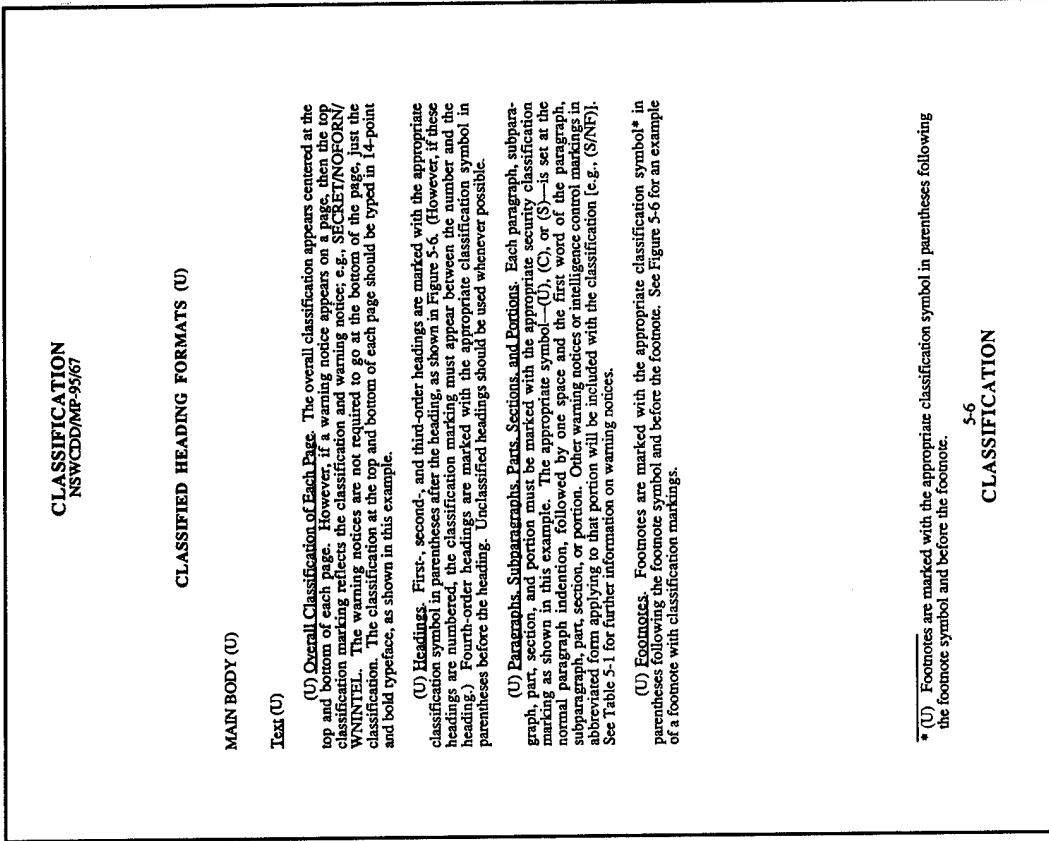


FIGURE 5-6. CLASSIFIED MAIN BODY

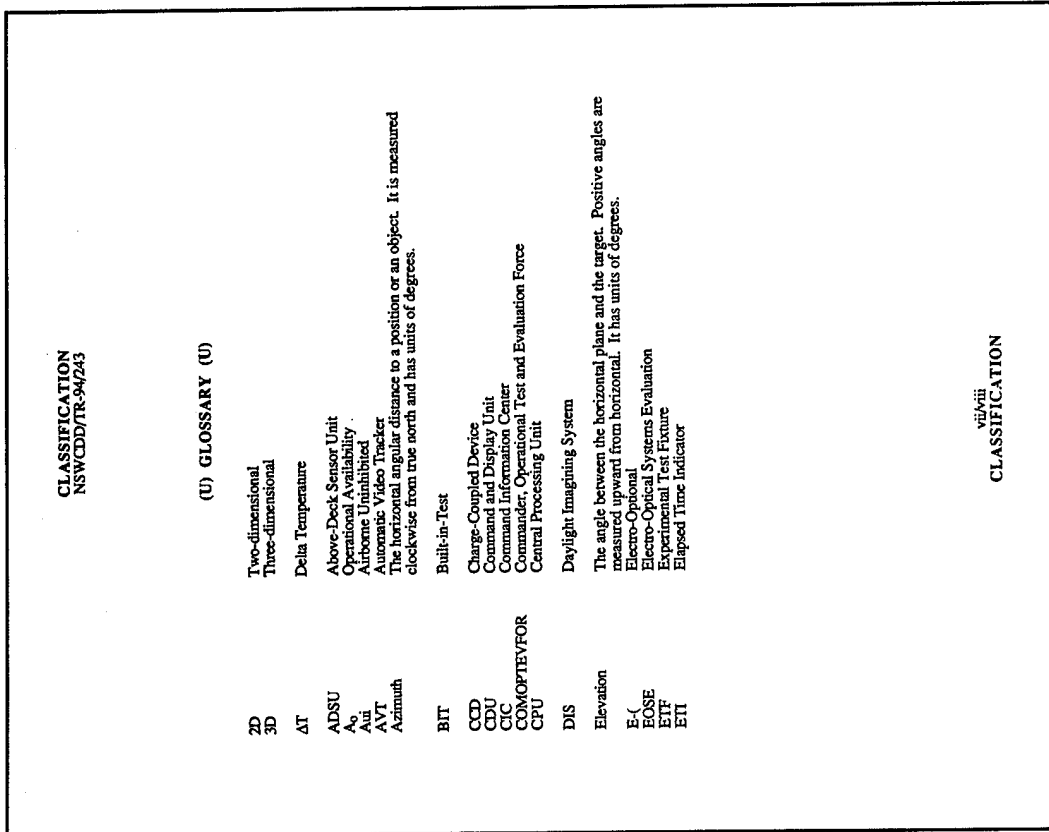


FIGURE 5-5. CLASSIFIED GLOSSARY

CLASSIFICATION
NSWCDD/TR-93/643

PRELIMINARY DATA PROCESSING AND DATA EDITING (U)

(U) After receipt of the data sets collected aboard the *Larry Chouest* and the GPS tracking data acquired at Newport, Oregon, several data processing steps were undertaken. These included editing acoustics data to remove multiple returns, processing GPS receiver range measurements to position the ship relative to known geodetic control on land, examining acoustics data residuals to eliminate questionable data, evaluating interpolating schemes to determine ship location at acoustic signal receive times, connecting GPS antenna locations to the transducer through the use of GPS-derived ship attitude data, and editing data sets to produce complete data coverage over selected time intervals. Several of these procedures were executed at the beginning of the data processing, others were added as the data analysis proceeded, refining methods and including more complete modeling. The following paragraphs summarize these procedures.

INITIAL EDITING TO REMOVE MULTIPLE RETURNS (U)

(U) Each transponder within the USGS and NOAA arrays operates with a unique response frequency. The frequencies of the transponders whose data were processed in this study are given in Table 1, along with their approximate positions. During a first evaluation of the acoustics data collected aboard ship, it was readily evident that the data files consistently contained multiple (up to four) returns from each transponder. This was clearly a result of multiple reflections of the transmitted acoustic signal off the seafloor and ocean surface, which then triggered additional chirps from the transponder instrumentation.

(U) Using approximate locations for the transponder and ship positions, an initial editing of all acoustic data was completed to identify and eliminate all but principal returns from each transponder associated with a 20-sec transducer pulse rate. These edited files, configured on an hourly basis, represented the source data for all subsequent processing steps.

TABLE 1. (U) TRANSPONDER INFORMATION
UNCLASSIFIED

Instrument Number	Latitude* (deg)	Longitude* (deg)	Depth (m)	Frequency (Hz)
NOAA 04	44.706	229.679	-1987	12000
USGS 05	44.667	229.635	-2205	11500
USGS 06	44.671	229.64*	-2205	12000
USGS 07	44.673	229.639	-2205	12500

* (U) Approximate position in WGS 84

CLASSIFICATION
8

CLASSIFICATION
NSWCDD/TR-93/643

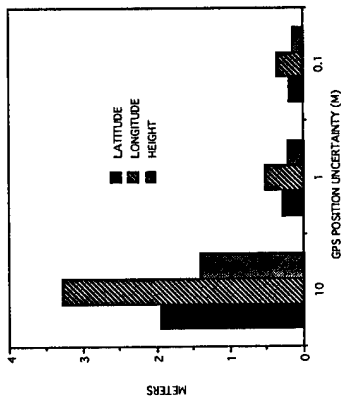


FIGURE 3. (U) TRANSPONDER ARRAY UNCERTAINTY VS. GPS POSITIONING UNCERTAINTY FOR TRACK PATTERN 1
UNCLASSIFIED

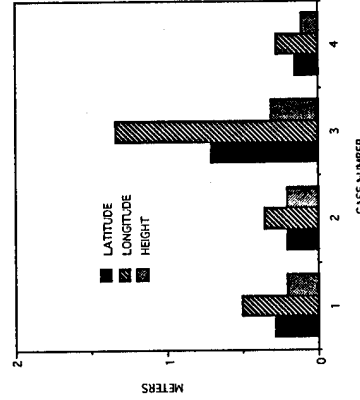


FIGURE 4. (U) TRANSPONDER UNCERTAINTY ASSOCIATED WITH L-M GPS
UNCLASSIFIED
4
CLASSIFICATION

FIGURE 5-7. CLASSIFIED ILLUSTRATIONS

FIGURE 5-8. CLASSIFIED TABLE

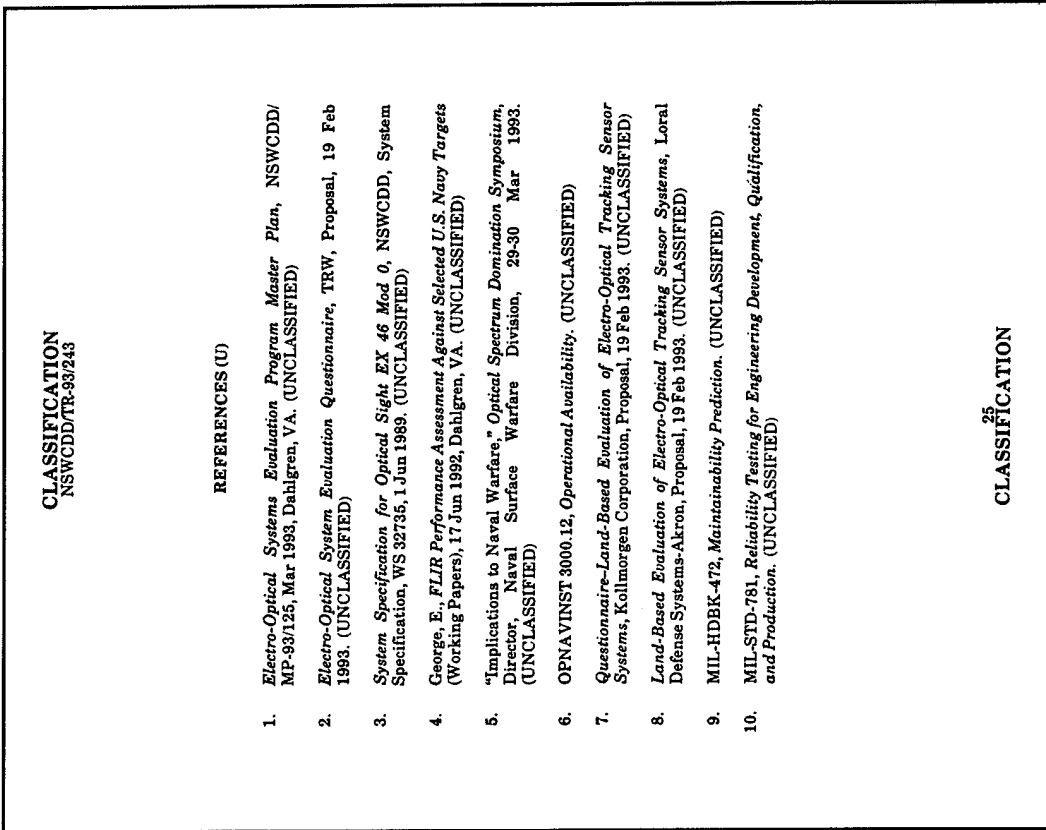
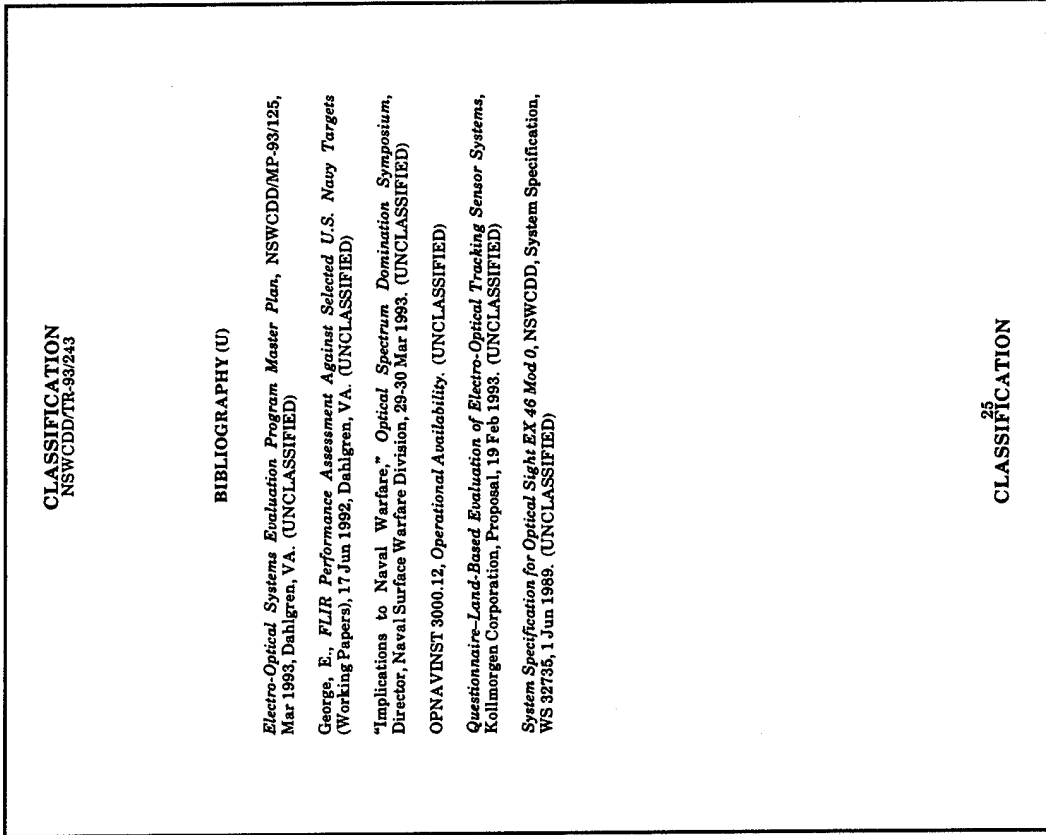


FIGURE 5-9. CLASSIFIED REFERENCES

FIGURE 5-10. CLASSIFIED BIBLIOGRAPHY




FIGURE 5-12. CLASSIFIED BACK COVER

UNCLASSIFIED
NSWCDD/MP-94/289

(U) DISTRIBUTION (U)

DOD ACTIVITIES (CONUS)	Copies	NON-DOD ACTIVITIES (CONUS)	Copies
ATTN: SEA08K12 COMMANDER NAVAL SEA SYSTEMS COMMAND 2531 JEFFERSON DAVIS HWY ARLINGTON VA 22242-5160	3	ATTN: R TALBOT JOHNS HOPKINS UNIVERSITY APPLIED PHYSICS LABORATORY JOHNS HOPKINS ROAD LAUREL MD 20728-6099	1
ATTN: PMS 400B31L PMS 400B31D AEGIS PROGRAM MANAGER DEPARTMENT OF THE NAVY 2531 JEFFERSON DAVIS HWY ARLINGTON VA 22242-5165	1 1	THE CNA CORPORATION P O BOX 16288 ALEXANDRIA VA 22302-0288	1
ATTN: CODE 9254 COMMANDING OFFICER CARDEROCK DIVISION NAVAL SURFACE WARFARE CENTER NAVAL BASE PHILADELPHIA PA 19112-5083	1	INTERNAL AEGIS DATA CENTER B B50 B52 LEITE B55 B55 KNUDSEN B55 THOMAS B55 BROWN E331 E382 GRAY F31 F31 INGOLD N05 N34	1 1 1 1 1 2 5 3 1 1 2 1 1 1
ATTN: CODE E29L (TECHNICAL LIBRARY) COMMANDING OFFICER CSSDD NSWC 6703 W HIGHWAY 98 PANAMA CITY FL 32407-7001	1	N55 ENG	1
DEFENSE TECHNICAL INFORMATION CENTER CAMERON STATION ALEXANDRIA VA 22304-6145	2		

(U)
UNCLASSIFIED

FIGURE 5-11. DISTRIBUTION LIST IN A CLASSIFIED REPORT

TABLE 5-1. WARNING NOTICES

Classification	Warning Notice	Appropriate Paragraph Classification Markings
CONFIDENTIAL or SECRET	Restricted Data	(C/RD) or (S/RD)
CONFIDENTIAL or SECRET	Critical Nuclear Weapon Design Information (CNWDI)	(C/RD) (N) or (S/RD) (N)*
CONFIDENTIAL or SECRET	Formerly Restricted Data	(C/FRD) or (S/FRD)
CONFIDENTIAL or SECRET	Not Releasable to Foreign Nationals (NOFORN)**	(C/NF) or (S/NF)
UNCLASSIFIED, CONFIDENTIAL, or SECRET documents determined to contain export-controlled technical data.	WARNING—This document contains technical data whose export is restricted by the Arms Export Control Act (Title 22, U.S.C. Sec. 2751 et seq.) or the Export Administration Act of 1979, as amended, Title 50, U.S.C., App 2401, et seq. Violations of these export laws are subject to severe criminal penalties. Disseminate in accordance with provisions of OPNAVINST 5510.161.	N/A

* CNWDI is categorized as Restricted Data; therefore, the classification marking for CNWDI; e.g., (N), must be used with the classification marking for Restricted Data; e.g., (C/RD) (N) or (S/RD) (N).

** This is an example of intelligence control markings; others are explained in OPNAVINST 5510.1H, paragraph 12-20 and placement/format of these are shown in Exhibit 9H. Note: Intelligence control markings are applied derivatively from intelligence source documents or as specified in intelligence programs security classification guides.

CHAPTER 6

NSWCDD PUBLICATION REVIEW/APPROVAL PROCESS

PRA FORM, NSWCDD 5219/1 (REV 04-94)

The PRA Form ensures that publications are adequately reviewed and approved prior to printing. A PRA Form is completed for all NSWCDD publications. Figure 6-1 provides an example of a PRA.

The form is prepared by the Technical Publications Branch (at Dahlgren) or by the author (at CSS). It is then forwarded with a draft publication prepared by the Technical Publications Branch or the original publication, including illustrations, through the review process.

Form Retention

The Technical Publications Branch (at Dahlgren) and the Security Office (Code 0543) (at CSS) retain the PRA Forms for record purposes.

PUBLICATION REVIEW/APPROVAL (PRA)					
PUBLICATION NUMBER		TITLE			
JOB ORDER NUMBER		AUTHOR(S)		CODE/EXTENSION/LOCATION	
DATE TO APPEAR ON PUBLICATION		WRITER/EDITOR		<input type="checkbox"/> FORMAT REVIEW (mandatory) <input type="checkbox"/> EDIT PUBLICATION	
CLASSIFICATION <input type="checkbox"/> UNCLASSIFIED <input type="checkbox"/> CONFIDENTIAL <input type="checkbox"/> SECRET	DISTRIBUTION <input type="checkbox"/> PUBLIC RELEASE <input type="checkbox"/> LIMITED DISTRIBUTION (see page 3.) <input type="checkbox"/> FOR OFFICIAL USE ONLY (see page 4.)		DISTRIBUTION RESTRICTIONS [e.g., Exempt from distribution to DTIC. (Type the appropriate restrictions below.)]		MILITARILY CRITICAL TECHNOLOGY <input type="checkbox"/> YES <input type="checkbox"/> NO IF YES, APPLICABLE AREA
ROUTING	DATE		APPROVED		COMMENTS
	IN	OUT	DATE	SIGNATURE	
Author					
Branch Head					
Division Head/ Tech. Office Head					
Department Head					
Patent Counsel					
Security					
Public Affairs (If Public Release)					
Publications					
Printing					

FIGURE 6-1. PUBLICATION REVIEW/APPROVAL FORM

RESPONSIBILITIES OF REVIEWERS	
Reviewer	Responsibility
Author	<input type="checkbox"/> Ensure Technical Accuracy <input type="checkbox"/> Note Security Classifications and Markings <input type="checkbox"/> Provide Distribution List <input type="checkbox"/> Review Military Critical Technology List Criteria <input type="checkbox"/> Provide Distribution Statement (See page 3) <input type="checkbox"/> Provide Information for PRA Form and SF 298 (Except for Those Documents Specifically Excluded by DoD Directive 3200.12)
Technical Reviewer	<input type="checkbox"/> Review for Technical Accuracy
Branch Head	<input type="checkbox"/> Review for Technical Accuracy <input type="checkbox"/> Review Security Classifications and Markings <input type="checkbox"/> Approve Document for Publication
Division Head	<input type="checkbox"/> Approve Document for Publication
Department Head	<input type="checkbox"/> Approve Document for Publication
Technical Writer/Editor	<input type="checkbox"/> Assign Publication Number <input type="checkbox"/> Edit Document <input type="checkbox"/> Arrange for Generation/Preparation of Graphics <input type="checkbox"/> Prepare Final Publication Review/Approval Form, Cover, and SF 298 <input type="checkbox"/> Prepare Reports Distribution Record (COASTSYSTA) <input type="checkbox"/> Prepare Camera-Ready Document and Printing Request, and Forward to Print Shop <input type="checkbox"/> Review the Printed Copy Before Distribution <input type="checkbox"/> File PRA Form After Document is Distributed (DL and WO)
Patent Counsel	<input type="checkbox"/> Review for Invention Disclosure
Public Affairs	<input type="checkbox"/> Review Documents for Public Release
Information Security	<input type="checkbox"/> Review Security Classifications and Markings <input type="checkbox"/> Review Distribution Statement <input type="checkbox"/> Review for Military Critical Technology <input type="checkbox"/> Review Addresses on Distribution List
Print Shop	<input type="checkbox"/> Print Document <input type="checkbox"/> Contact Printing Requester for Review of Printed Copy <input type="checkbox"/> Forward Documents to Mail Room for Distribution
Mail Room	<input type="checkbox"/> Distribute Documents in Accordance with Distribution List <input type="checkbox"/> Retain Reports Distribution Record (COASTSYSTA) <input type="checkbox"/> File PRA Form after Document is Distributed (COASTSYSTA)
Library	<input type="checkbox"/> Retain Copies of Document <input type="checkbox"/> Enter SF 298 Information into DTIC Databases (DL and WO) <input type="checkbox"/> Retain Camera-Ready Copy of Distributed Documents (COASTSYSTA)

DOWNGRADING STATEMENTS

Classified by _____ (authority)
 Declassify on OADR

Classified by Multiple Sources
 (List multiple source documents below)
 Declassify on OADR

MULTIPLE SOURCE DOCUMENTS:

DESTRUCTION NOTICE

For unclassified, limited distribution documents, destroy by any method that will prevent disclosure of contents or reconstruction of the document.

NSWCDD 5219/1 (04-94) Page 2

FIGURE 6-1. PUBLICATION REVIEW/APPROVAL FORM (Continued)

WARNING NOTICES

Classified by _____ (authority)

RESTRICTED DATA (This material contains RESTRICTED DATA as defined in the Atomic Energy Act of 1954. Unauthorized disclosure subject to administrative and criminal sanctions.)

Classified by _____ (authority)

Formerly RESTRICTED DATA (Unauthorized disclosure subject to administrative and criminal sanctions. Handle as Restricted Data in foreign dissemination. Section 144B, Atomic Energy Act of 1954.

CRITICAL NUCLEAR WEAPONS DESIGN INFORMATION

WARNING—This document contains technical data whose export is restricted by the Arms Export Control Act (Title 22, U.S.C. Sec. 2751 et seq.) or the Export Administration Act of 1979, as amended, Title 50, U.S.C., App 2401, et seq. Violations of these export laws are subject to severe criminal penalties. Disseminate in accordance with provisions of OPNAVINST 5510.161.

NOT RELEASABLE TO FOREIGN NATIONALS

WARNING NOTICE—INTELLIGENCE SOURCES OR METHODS INVOLVED

Other Warning Notices (explain below):

DISTRIBUTION STATEMENTS

(Mark the distribution statement that applies to the publication. See Page 4 of this form for definitions of the justifications.)

A. Approved for public release; distribution is unlimited.

B. Distribution authorized to U.S. Government agencies only; (insert one of the following and the date of the report).

- foreign government information
- proprietary information
- critical technology
- test and evaluation
- contractor performance evaluation
- premature dissemination
- administrative/operational use
- software documentation
- specific authority (_____)
(identify valid documented authority)

Other requests for this document shall be referred to

_____ (organization) _____ (code)

C. Distribution authorized to U.S. Government agencies and their contractors; (insert one of the following and the date of the report).

- foreign government information
- critical technology
- software documentation
- administrative/operational use
- specific authority (_____)
(identify valid documented authority)

Other requests for this document shall be referred to

_____ (organization) _____ (code)

D. Distribution authorized to DoD and DoD contractor's only; (insert one of the following and the date of the report).

- foreign government information
- administrative/operational use
- software documentation
- critical technology
- specific authority (_____)
(identify valid documented authority)

Other requests for this document shall be referred to

_____ (organization) _____ (code)

E. Distribution authorized to DoD components only; (insert one of the following and the date of the report).

- direct military support
- foreign government information
- proprietary information
- premature dissemination
- test and evaluation
- software documentation
- contractor performance evaluation
- critical technology
- administrative/operational use
- specific authority (_____)
(identify valid documented authority)

Other requests for this document shall be referred to

_____ (organization) _____ (code)

F. Further dissemination only as directed by

_____ (organization) _____ (code)

or higher DoD authority (insert date of the report).

X. Distribution authorized to U.S. Government agencies and private individuals or enterprises eligible to obtain export-controlled technical data in accordance with OPNAVINST 5510.161, reference (j) (insert date of the report). Other requests must be referred to

_____ (organization) _____ (code)

Examples of format for the above statements:

Distribution authorized to U.S. Government agencies only; test and evaluation (June 1994). Other requests for this document shall be referred to NSWCDD (Code G20), Dahlgren, VA 22448-5100.

Further dissemination only as directed by NAVSEASYSKOM (Code SEA-66) or higher DoD authority (June 1994).

FIGURE 6-1. PUBLICATION REVIEW/APPROVAL FORM (Continued)

DISTRIBUTION STATEMENT JUSTIFICATIONS*

Administrative/Operational Use—To protect technical or operational data or information from automatic dissemination under the International Exchange Program or by other means. This protection covers publications required solely for official use or strictly for administrative or operational purposes. This statement may be applied to manuals, pamphlets, technical orders, technical reports, and other publications containing valuable technical or operational data.

Contractor Performance Evaluation—To protect information in management review, records of contract performance evaluation, or other advisory documents evaluating programs of contractors.

Critical Technology—To protect information and technical data that advance correct technology or describe new technology in an area of significant or potentially significant military application or that relate to a specific military deficiency of a potential adversary. Information of this type may be classified or unclassified; when unclassified, it is export-controlled and subject to the provisions of OPNAVINST 5510.161.

Direct Military Support—Document contains export-controlled technical data of such military significance that release for purposes other than direct support of DoD-approved activities may jeopardize an important technological or operational military advantage of the United States. Designation of such data is made by competent authority in accordance with OPNAVINST 5510.161.

Foreign Government Information—To protect and limit information distribution in accordance with the desires of the foreign government that furnished the technical information. Information of this type normally is classified at the CONFIDENTIAL level or higher.

Premature Dissemination—To protect patentable information on systems or processes in the developmental or concept stage from premature dissemination.

Proprietary Information—To protect information not owned by the U.S. Government and protected by a contractor's "limited rights" statement, or received with the understanding that it may not be routinely transmitted outside the U.S. Government.

Software Documentation—Releasable only in accordance with the provisions of SECNAVINST 5237.2 (NOTAL).

Specific Authority—To protect information not specifically included in the above reasons and discussions, but which requires protection in accordance with valid documented authority such as Executive Orders, classification guidelines, DoD or DoN regulations or policy guidance. When filling in the reason, cite "Specific Authority (identification of valid documented authority)."

Test and Evaluation—To protect results of test and evaluation of commercial products or military hardware when disclosure may cause unfair advantage or disadvantage to the manufacturer of the product.

*Extracted from OPNAVINST 5510.1H.

FOR OFFICIAL USE ONLY

(Document may only be considered FOUO if it fits within the guidelines of one of the following exemptions.)

Exemption 1—Refers to information which is currently and properly classified and is authorized to remain classified in the interest of national security.

Exemption 2—Refers to information containing or constituting rules, regulations, orders, manuals, directives, and instructions relating to the internal personnel rules of practice of the Department of the Navy (DoN) if performance of a significant function of the DoN and they do not impose requirements directly on the general public.

Exemption 3—Refers to information which is specifically exempted from disclosure by statute that permits no discretion on the issue, or in accordance with criteria established by the statute for withholding or referring to the particular types of information to be withheld.

Exemption 4—Refers to trade secrets or commercial or financial information. Records falling under this exemption must contain trade secrets, or commercial or financial records, the disclosure of which is likely to cause substantial harm to the competitive position of the source providing the information; impair the government's ability to obtain necessary information in the future; or, impair some other legitimate government interest.

Exemption 5—Refers to internal advice recommendations, and subjective evaluations, as contrasted with factual matters, that are reflected in records pertaining to the decision-making process of an agency, whether within or among agencies or within or among DoD and DoN components.

Exemption 6—Refers to information in personnel and medical files as well as similar personal information in other files, that, if disclosed to the requester, would result in a clearly unwarranted invasion of personal privacy.

Exemption 7—Refers to investigative records compiled for the purpose of enforcing civil, criminal, or military law.

Exemption 8—Refers to information contained in or related to examination, operation, or condition reports prepared by, on behalf of, or for the use of any agency responsible for the regulation or supervision of financial institutions.

Exemption 9—Refers to geological and geophysical information and data (including maps) concerning wells.

NSWCDD 5219/1 (04-94)

Page 4

FIGURE 6-1. PUBLICATION REVIEW/APPROVAL FORM (Continued)

CHAPTER 7

COPYRIGHTS AND TRADEMARKS

COPYRIGHTS

The 1978 copyright law protects copyrightable works that include literary works; musical and dramatic works; pictorial, graphic, and sculptured works; audiovisual works; and sound recordings. Published works must bear a copyright notice. The copyright period is "the life of the author plus 50 years."

Do Not Copyright

Material written by government employees as part of their official duties is not copyrighted. One person may not copyright work originated by another.

Fair Use

Copyrighted material may be quoted in NSWCDD publications if copyright owners are properly credited. Standard footnote procedure is used to credit authors. NSWCDD publications that contain paraphrased information must also credit the source of information.

Royalties

If the use of copyrighted material is in the best interest of the Government, the copyright owner should be contacted. Permission to reprint the material may be granted without charge; if a charge is required, the copyright owner will specify the amount and method of reimbursement. To make a royalty payment, a procurement request (stub requisition) is initiated, specifying the copyright owner as the suggested supplier. For further information about royalties, contact the NSWCDD Patent Office.

TRADEMARKS

A trademark is a word, phrase, or symbol used to identify a product. The trademark is the property of the firm using the mark in commerce. Methods of indicating a protected mark include

- TM—unregistered trademark
- SM—unregistered service mark (equivalent to a trademark except that it designates services rather than goods)
- ®—trademark or service mark registered with the U.S. Patent Office

In NSWCDD publications, it is not necessary to use these symbols if the trademark is capitalized.

Government specifications require that trademarks and trade names not be used unless there is a specific need. A generic term should be used in the place of the trademark or trade name.

Trademarks in the Text

If used, initial cap the trademark in the text. If it is an adjective, not a noun; the noun that follows the trademark (the generic term) is not capitalized.

Patent

For further information about trademarks, contact the NSWCDD Patent Office.

CHAPTER 8

CHANGES TO TRs, TNs, MPs, and APs

GENERAL

A change to a publication is necessary when the classification changes or when information becomes outdated, incorrect, or must be supplemented. The change procedure is an abbreviated version of that used to publish the original report. Two forms must accompany the changed manuscript: (1) the Change Transmittal Form and (2) the PRA Form.

PUBLICATION

a. Retype or correct the pages involved. If the changed pages are to be inserted in a classified publication, type the classification at the top and bottom of each page. Include all the back pages; even if they are not being changed, they must be reprinted.

b. Type "Change" with the change number (e.g., Change 1, Change 2, etc.) on the bottom outside margin, in line with the page number. For odd-numbered pages, this is the right side, and for even-numbered pages, the left side. Do not type anything on unchanged back pages.

CHANGE TRANSMITTAL FORM

The Change Transmittal Form [NAVSWC 5600/3 (REV 08-90)] has non-reproducible blue lines to assist in the proper placement of information. A completed Change Transmittal Form is shown in Figure 8-1.* Directions for preparing this form include the following.

- a. Enter the number and title of the original publication.
- b. Enter the number of the change under the desk code in the upper right corner and in the paragraph at the bottom of the page.
- c. Enter the date of the change below the change number.
- d. Enter the number of pages in the change. Count all pages in the package, whether they are changed pages or unchanged back pages, and the Change Transmittal Form.
- e. If the change package is to be inserted into a classified publication, enter the classification of the original publication at the top and bottom of the form in a larger type than the text. Enter also the following explanatory paragraph.

* A Change Transmittal Form for an unclassified publication is prepared as shown in Figure 8-1 except that no security classification markings appear.

"Pages in this change, although unclassified, are marked with the overall classification of the publication into which they are to be inserted."

- f. Enter the applicable instructions for incorporation of the change into the publication. Typical statements are shown in Figure 8-1.
- g. If the change package is classified, place the appropriate downgrading/declassification statement on the Change Transmittal Form, as shown in Figure 8-1.
- h. If the Change Transmittal Form has been marked with a classification of any kind, individually mark the paragraphs, as shown in Figure 8-1. (The first and last paragraphs are preprinted on the form, and space has been allowed for the addition of classification markings to the left of them.)
- i. Have the "Approved by" line signed by the approving official of the original publication or an official with equivalent signature authority.

PRA FORM

- a. Fill out a new PRA Form (discussed in Chapter 6). Include both the publication identification number and the change number in Block 1 of the PRA Form.
- b. At the top after PUBLICATION REVIEW/APPROVAL (PRA), type "TO ALL HOLDERS." (See Figure 8-2.)
- c. Obtain signatures from the author (or the author's successor) and the approving official.
- d. Obtain signatures from Patent Counsel, Security Office, and Technical Publications, in all cases.
- e. If the change involves altering the distribution statement from limited to public release, the requester should, during initial preparation of the PRA Form, add a statement in the Comments column "PUBLIC RELEASE REQUESTED" and also obtain a signature from Public Affairs.

CONFIDENTIAL



DEPARTMENT OF THE NAVY
NAVAL SURFACE WARFARE CENTER
DAHLGREN, VIRGINIA 22448-5000

WHITE OAK
10901 NEW HAMPSHIRE AVE.
SILVER SPRING, MD 20903-5000
(301) 394- 1800

DAHLGREN, VA 22448-5000
(703) 663-

IN RELY REFER TO:
E28:DBJ:bj
Change 1

1 June 1994

To all holders of NSWCDD/TR-94/890
Title: Hypervelocity Tunnel 9 Mach 8 Calibration (U)

19 page(s)

(U) This publication is changed as follows:

Remove the following pages and replace with new pages supplied:

13/14
15/16
29 through 36

Insert the following new pages supplied:

63 through 70

Make the following pen-and-ink changes:

Page 4, paragraph 3, change "Mach 6" to "Mach 8"

Page 43, Figure 3, change "R1" in schematic to "R4"

(U) Dispose of the removed pages in accordance with applicable security regulations.

(U) The downgrading/declassification data assigned to the basic publication apply.

Insert this change sheet directly behind the front cover in your copy.
Write on the cover "Change 1 inserted"

Approved by:

CONFIDENTIAL

D. B. JOHNSTON

Note: Classification markings for training purposes, otherwise UNCLASSIFIED.

FIGURE 8-1. CHANGE TRANSMITTAL FORM

PUBLICATION REVIEW/APPROVAL (PRA) TO ALL HOLDERS					
PUBLICATION NUMBER		TITLE			
JOB ORDER NUMBER		AUTHOR(S)		CODE/EXTENSION/LOCATION	
DATE TO APPEAR ON PUBLICATION		WRITER/EDITOR		<input type="checkbox"/> FORMAT REVIEW (mandatory) <input type="checkbox"/> EDIT PUBLICATION	
CLASSIFICATION <input type="checkbox"/> UNCLASSIFIED <input type="checkbox"/> CONFIDENTIAL <input type="checkbox"/> SECRET	DISTRIBUTION <input type="checkbox"/> PUBLIC RELEASE <input type="checkbox"/> LIMITED DISTRIBUTION (see page 3.) <input type="checkbox"/> FOR OFFICIAL USE ONLY (see page 4.)		DISTRIBUTION RESTRICTIONS [e.g., Exempt from distribution to DTIC. (Type the appropriate restrictions below.)]		MILITARILY CRITICAL TECHNOLOGY <input type="checkbox"/> YES <input type="checkbox"/> NO IF YES, APPLICABLE AREA
ROUTING	DATE		APPROVED		COMMENTS
	IN	OUT	DATE	SIGNATURE	
Author					
Branch Head					
Division Head/ Tech. Office Head					
Department Head					
Patent Counsel					
Security					
Public Affairs (If Public Release)					Public Release Requested (if applicable)
Publications					
Printing					

FIGURE 8-2. PRA FORM FOR CHANGE PAGES

DISTRIBUTION

Copies

DOD ACTIVITIES (CONUS)

ATTN CODE E29 150
COMMANDING OFFICER
CSSDD NSWC
6703 W HIGHWAY 98
PANAMA CITY FL 32407-7001

DEFENSE TECHNICAL INFO CENTER
CAMERON STATION 12
ALEXANDRIA VA 22304-6145

NON-DOD ACTIVITIES (CONUS)

ATTN GIFT AND EXCHANGE DIV
LIBRARY OF CONGRESS 4
WASHINGTON DC 20540

INTERNAL

E231 2
E282 250
N72D (GIDEP) 1