

REPORT DOCUMENTATION PAGE

Form Approved
OMB No. 0704-0188

Public reporting burden for this collection of information is estimated to average 1 hour per response, including the time for reviewing instructions, searching existing data sources, gathering and maintaining the data needed, and completing and reviewing the collection of information. Send comments regarding this burden estimate or any other aspect of this collection of information, including suggestions for reducing this burden, to Washington Headquarters Services, Directorate for Information Operations and Reports, 1215 Jefferson Davis Highway, Suite 1204, Arlington, VA 22202-4302, and to the Office of Management and Budget, Paperwork Reduction Project (0704-0188), Washington, DC 20503.

1. AGENCY USE ONLY (Leave blank)		2. REPORT DATE April 1995	3. REPORT TYPE AND DATES COVERED Final	
4. TITLE AND SUBTITLE LOW CYCLE NOTCHED FATIGUE BEHAVIOR AND LIFE PREDICTIONS OF A723 HIGH STRENGTH STEELS			5. FUNDING NUMBERS AMCMS No. 6126.24.H180.0 PRON No. 4A2B2FYE1ABJ	
6. AUTHOR(S) E. Troiano, J.H. Underwood, D. Crayon, and R.T. Abbott			8. PERFORMING ORGANIZATION REPORT NUMBER ARCCB-TR-95026	
7. PERFORMING ORGANIZATION NAME(S) AND ADDRESS(ES) U.S. Army ARDEC Benet Laboratories, AMSTA-AR-CCB-O Watervliet, NY 12189-4050				
9. SPONSORING / MONITORING AGENCY NAME(S) AND ADDRESS(ES) U.S. Army ARDEC Close Combat Armaments Center Picatinny Arsenal, NJ 07806-5000			10. SPONSORING / MONITORING AGENCY REPORT NUMBER	
11. SUPPLEMENTARY NOTES To be presented at 1995 ASME/JSME Pressure Vessels and Piping Conference, 23-27 July 1995, Honolulu, Hawaii. To be published in proceedings of the conference.				
12a. DISTRIBUTION AVAILABILITY STATEMENT Approved for public release; distribution unlimited.			12b. DISTRIBUTION CODE	
13. ABSTRACT (Maximum 200 words) Two types of ASTM A723 steels have been investigated for their low cycle fatigue behavior (less than 10 ⁴ cycles to failure). Specimens were tested in four-point bending, both with and without notches, and the measured fatigue lives were compared with those predicted by Neuber notch analysis (classic and elastic/plastic remote applied loading), and standard fracture mechanics life prediction techniques. Comparison of measured and predicted lives indicates that the elastic/plastic Neuber analysis underpredicts the measured fatigue life by as much as 67 percent at large strains, and becomes a better predictor of life as the applied strains decrease. The elastic Neuber analysis also underpredicts the measured fatigue lives by 45 percent at large applied strains, but seems to accurately predict lives at reversals-to-failure greater than 100. The fracture mechanics approach assumes elastic stresses at the crack tip, and predicts lives within 30 percent over the full range of strains investigated. The results show that the Neuber notch analysis is not as good an indicator of the low cycle fatigue behavior of A723 steels as is the fracture mechanics life prediction technique. As the life cycles-to-failure decreases, the Neuber analysis predicts lives that are two to three times more conservative than those experimentally measured. Since the fracture mechanics approach and the elastic Neuber approach are fully elastic stress-based, one can conclude that for this class of steels, an elastic-based life predictions technique works even through we are believed to be in a plastically-dominated regime.				
14. SUBJECT TERMS Low Cycle Fatigue, Life Predictions, Neuber Notch Analysis, A723 Steel, Fracture Mechanics Life Prediction			15. NUMBER OF PAGES 19	
			16. PRICE CODE	
17. SECURITY CLASSIFICATION OF REPORT UNCLASSIFIED	18. SECURITY CLASSIFICATION OF THIS PAGE UNCLASSIFIED	19. SECURITY CLASSIFICATION OF ABSTRACT UNCLASSIFIED	20. LIMITATION OF ABSTRACT UL	

AD


TECHNICAL REPORT ARCCB-TR-95026

**LOW CYCLE NOTCHED FATIGUE BEHAVIOR AND LIFE
PREDICTIONS OF A723 HIGH STRENGTH STEELS**

**E. TROIANO
J. H. UNDERWOOD
D. CRAYON
R. T. ABBOTT**



APRIL 1995



**US ARMY ARMAMENT RESEARCH,
DEVELOPMENT AND ENGINEERING CENTER
CLOSE COMBAT ARMAMENTS CENTER
BENÉT LABORATORIES
WATERVLIET, N.Y. 12189-4050**



APPROVED FOR PUBLIC RELEASE; DISTRIBUTION UNLIMITED

19951004 063

DTIC QUALITY INSPECTED 5

DISCLAIMER

The findings in this report are not to be construed as an official Department of the Army position unless so designated by other authorized documents.

The use of trade name(s) and/or manufacturer(s) does not constitute an official indorsement or approval.

DESTRUCTION NOTICE

For classified documents, follow the procedures in DoD 5200.22-M, Industrial Security Manual, Section II-19 or DoD 5200.1-R, Information Security Program Regulation, Chapter IX.

For unclassified, limited documents, destroy by any method that will prevent disclosure of contents or reconstruction of the document.

For unclassified, unlimited documents, destroy when the report is no longer needed. Do not return it to the originator.

REPORT DOCUMENTATION PAGE

Form Approved
OMB No. 0704-0188

Public reporting burden for this collection of information is estimated to average 1 hour per response, including the time for reviewing instructions, searching existing data sources, gathering and maintaining the data needed, and completing and reviewing the collection of information. Send comments regarding this burden estimate or any other aspect of this collection of information, including suggestions for reducing this burden, to Washington Headquarters Services, Directorate for Information Operations and Reports, 1215 Jefferson Davis Highway, Suite 1204, Arlington, VA 22202-4302, and to the Office of Management and Budget, Paperwork Reduction Project (0704-0188), Washington, DC 20503.

1. AGENCY USE ONLY (Leave blank)	2. REPORT DATE April 1995	3. REPORT TYPE AND DATES COVERED Final
----------------------------------	-------------------------------------	--

4. TITLE AND SUBTITLE LOW CYCLE NOTCHED FATIGUE BEHAVIOR AND LIFE PREDICTIONS OF A723 HIGH STRENGTH STEELS	5. FUNDING NUMBERS AMCMS No. 6126.24.H180.0 PRON No. 4A2B2FYE1ABJ
--	---

6. AUTHOR(S) E. Troiano, J.H. Underwood, D. Crayon, and R.T. Abbott

7. PERFORMING ORGANIZATION NAME(S) AND ADDRESS(ES) U.S. Army ARDEC Benet Laboratories, AMSTA-AR-CCB-O Watervliet, NY 12189-4050	8. PERFORMING ORGANIZATION REPORT NUMBER ARCCB-TR-95026
---	---

9. SPONSORING / MONITORING AGENCY NAME(S) AND ADDRESS(ES) U.S. Army ARDEC Close Combat Armaments Center Picatinny Arsenal, NJ 07806-5000	10. SPONSORING / MONITORING AGENCY REPORT NUMBER
--	--

11. SUPPLEMENTARY NOTES To be presented at 1995 ASME/JSME Pressure Vessels and Piping Conference, 23-27 July 1995, Honolulu, Hawaii. To be published in proceedings of the conference.
--

12a. DISTRIBUTION AVAILABILITY STATEMENT Approved for public release; distribution unlimited.	12b. DISTRIBUTION CODE
---	------------------------

13. ABSTRACT (Maximum 200 words) Two types of ASTM A723 steels have been investigated for their low cycle fatigue behavior (less than 10 ⁴ cycles to failure). Specimens were tested in four-point bending, both with and without notches, and the measured fatigue lives were compared with those predicted by Neuber notch analysis (classic and elastic/plastic remote applied loading), and standard fracture mechanics life prediction techniques. Comparison of measured and predicted lives indicates that the elastic/plastic Neuber analysis underpredicts the measured fatigue life by as much as 67 percent at large strains, and becomes a better predictor of life as the applied strains decrease. The elastic Neuber analysis also underpredicts the measured fatigue lives by 45 percent at large applied strains, but seems to accurately predict lives at reversals-to-failure greater than 100. The fracture mechanics approach assumes elastic stresses at the crack tip, and predicts lives within 30 percent over the full range of strains investigated. The results show that the Neuber notch analysis is not as good an indicator of the low cycle fatigue behavior of A723 steels as is the fracture mechanics life prediction technique. As the life cycles-to-failure decreases, the Neuber analysis predicts lives that are two to three times more conservative than those experimentally measured. Since the fracture mechanics approach and the elastic Neuber approach are fully elastic stress-based, one can conclude that for this class of steels, an elastic-based life predictions technique works even though we are believed to be in a plastically-dominated regime.
--

14. SUBJECT TERMS Low Cycle Fatigue, Life Predictions, Neuber Notch Analysis, A723 Steel, Fracture Mechanics Life Prediction	15. NUMBER OF PAGES 19
	16. PRICE CODE

17. SECURITY CLASSIFICATION OF REPORT UNCLASSIFIED	18. SECURITY CLASSIFICATION OF THIS PAGE UNCLASSIFIED	19. SECURITY CLASSIFICATION OF ABSTRACT UNCLASSIFIED	20. LIMITATION OF ABSTRACT UL
--	---	--	---

TABLE OF CONTENTS

	<u>Page</u>
NOMENCLATURE	iii
INTRODUCTION	1
THEORY	2
NEUBER NOTCH ANALYSIS	2
Elastic Applied Remote Loading	2
Plastic Applied Remote Loading	3
Determination of Fatigue Constants	3
Fracture Mechanics Approach	6
TEST RESULTS	6
SUMMARY	7
REFERENCES	9

TABLES

1. Chemical Composition	1
2. Mechanical Properties	2
3. Fatigue Results, Unnotched A723 Steel	4
4. Fatigue Results, Unnotched A723(Ni) Steel	5
5. Fatigue Constants for A723 and 4340 Steels	6
6. Fatigue Results, Notched A723 Steels	7

LIST OF ILLUSTRATIONS

1. Schematic of test fixture and specimen geometry	10
2. Outer fiber strain vs. deflection for test setup and geometry shown in Figure 1 for A723 steel	11
3a. Determination of fatigue constants, A723 steel	12
3b. Determination of fatigue constants, A723(Ni) steel	13
3c. Determination of fatigue constants, A723 and A723(Ni) steel	14

4.	Fatigue test results, smooth and notched, A723 and A723(Ni) steel	15
5.	Predicted and measured notched fatigue results, A723 and A723(Ni) steel	16

NOMENCLATURE

a	-	crack length
b	-	fatigue strength exponent
c	-	fatigue ductility exponent
C	-	Paris equation fatigue coefficient (MPa√m)
$\Delta\epsilon$	-	remote applied strain range (mm/mm)
$\Delta\epsilon_e$	-	remote applied elastic strain range (mm/mm)
$\Delta\epsilon_p$	-	remote applied plastic strain range (mm/mm)
$\Delta\epsilon$	-	local true strain range (mm/mm)
$\Delta\epsilon_e$	-	true elastic strain range (mm/mm)
$\Delta\epsilon_p$	-	true plastic strain range (mm/mm)
ϵ_f'	-	fatigue ductility coefficient
E	-	elastic modulus (GPa)
ΔK	-	stress intensity factor range (MPa√m)
K'	-	cyclic strength coefficient ($= \sigma_f' / (\epsilon_f')^n$)
K_f	-	stress concentration factor
n	-	strain-hardening exponent
n'	-	cyclic strain-hardening exponent ($= b/c$)
$2N_f$	-	reversals-to-failure
R	-	strain ratio
ΔS	-	remote applied stress range (MPa)
$\Delta\sigma$	-	local true stress range (MPa)
σ_f'	-	fatigue strength coefficient (MPa)
σ_{YS}	-	material yield strength

Accession For	
NTIS GRA&I	<input checked="" type="checkbox"/>
DTIC TAB	<input type="checkbox"/>
Unannounced	<input type="checkbox"/>
Justification	
By	
Distribution/	
Availability Codes	
Dist	Avail and/or Special
A-1	

INTRODUCTION

This study was undertaken in order to investigate the low cycle fatigue response of two types of A723 steel. Typical applications require that these steels possess safe fatigue lives in the 2000 to 3000 cycle regime. The study investigates fatigue cracks emanating from smooth notch-free surfaces, and from semi-circular notches with a stress concentration factor, $K_t = 1.4$, under four-point bending conditions. Specimen geometry, test fixture setup, and notch configuration are shown in Figure 1. Experimentally measured lives are then compared with those predicted by elastic and elastic/plastic Neuber notch analysis (refs 1.2) and the classical fracture mechanics life prediction approach.

Both steels, referred to as A723 and A723(Ni), were processed with the vacuum arc remelt (VAR) processes; the A723 was single VAR processed, and the A723(Ni) was triple processed. They are essentially the same in chemical makeup (Table 1), with two exceptions. The A723(Ni) was produced with higher nickel (~3.4 percent) and higher vanadium (~0.14 percent) than the A723 steel. The added nickel produces better low temperature toughness, and the added vanadium, better grain refinement.

**Table 1. Chemical Composition
(Weight Percent)**

Element	A723 Steel		A723(Ni) Steel	
	Min.	Max.	Min.	Max.
Carbon	0.31	0.36	0.31	0.35
Phosphorus		0.010		0.010
Sulfur		0.008		0.010
Silicon		0.25		0.30
Nickel	2.20	3.20	3.25	4.00
Chromium	0.90	1.30	1.10	1.30
Vanadium	0.04	0.12	0.12	0.15
Manganese	0.55	0.75	0.50	0.90
Molybdenum	0.30	0.65	0.40	0.60

As-measured mechanical properties for both steels are shown in Table 2. Note the higher strength of A723(Ni) with only minor decreases in reduction in area and elongation. Also note the low temperature Charpy impact energy is the same for the A723(Ni) as for the lower strength A723 steel.

Table 2. Mechanical Properties

Property	A723 Steel	A723(Ni) Steel
0.2% Yield Strength (MPa)	1068	1124
Ultimate Tensile Strength (MPa)	1172	1200
Reduction in Area (%)	54	50
Elongation (%)	15	13
Charpy Impact Energy (J, -40°)	57	57
Elastic Modulus (GPa)	205	205

THEORY

The approach utilized in this investigation was to develop a simple strain-deflection correlation. A smooth specimen was strain gaged at the maximum strain location (Figure 1), and strains were measured at deflections up to 15 millimeters. Results of testing can be seen in Figure 2. Testing was completed in a displacement controlled servo-hydraulic test system with the ratio of maximum-to-minimum displacement equal to -1.0 (R = -1.0). Observe that even at relatively large deflections, the measured strains measure remained essentially linear. This relationship was utilized in subsequent tests to determine outer fiber strains, based on machine-monitored load line deflection. Smooth and notched specimens of both steels were then loaded in the four-point bend fixture and tested until final failure. The theory and equations utilized for each predictive technique are described below.

NEUBER NOTCH ANALYSIS

Elastic Applied Remote Loading

The theory behind utilization of the Neuber notch analysis is that if the remote applied stresses and strains away from a notch (stress concentrator) are known, then the local stresses and strains in the notch can be approximated. The form of Neuber's equation is as follows:

$$K_f (\Delta S * \Delta \epsilon * E)^{1/2} = (\Delta \sigma * \Delta \epsilon * E)^{1/2} \quad (1)$$

where ΔS and Δe are the remote applied stress and strain, $\Delta \sigma$ and $\Delta \epsilon$ are the local stress and strain (in the notch), and E is the elastic modulus. For the case where the remote nominal applied loading is elastic, Neuber's equation takes the form

$$K_f (\Delta e * E) = (\Delta \sigma * \Delta \epsilon * E)^{1/2} \quad (2)$$

Once the product of the local stresses and strains in the notch is known, then the life of the notch can be calculated by a trial and error procedure via the ASTM fatigue equation

$$\Delta \epsilon = 2 \left[\frac{\sigma'_f}{E} (2N_f)^b + \epsilon'_f (2N_f)^c \right] \quad (3)$$

and the cyclic stress/strain equation

$$\Delta \sigma = 2K' \left(\frac{\Delta \epsilon_p}{2} \right)^{n'} \quad (4)$$

where $\Delta \epsilon_p$ is calculated by the Coffin-Manson equation

$$\Delta \epsilon_p = 2\epsilon'_f (2N_f)^c \quad (5)$$

Plastic Applied Remote Loading

For the case of remote plastic applied loading, Eq. (1) no longer simplifies to Eq. (2). Hence, another relationship between ΔS and Δe is necessary. For this we utilize the elastic-plastic stress strain relationship given as

$$\Delta e = 2 \left[\frac{\Delta S}{2E} + \left(\frac{\Delta S}{2K'} \right)^{\frac{1}{n'}} \right] \quad (6)$$

Then by a trial and error procedure, utilizing Eqs. (3), (4), and (5), the lives are calculated in the same manner as the fully elastic case.

Determination of Fatigue Constants

In order to effectively approximate the fatigue life of a given notch with Neuber analysis, the fatigue constants b , c , ϵ'_f , σ'_f must be established. Critical fatigue constants are published in the open literature (ref 3), however, none were found for A723 steels. The fatigue constants are determined by evaluating the fatigue life of the unnotched smooth specimens in the four-point bend fixture shown in Figure 1. At a point during the life cycling (approximately 50 percent $2N_f$), a stress strain hysteresis loop was taken, and values of Δe_e and Δe_p were

measured. Plots of the elastic, plastic, and total strain ranges versus reversals-to-failure for A723 and A723(Ni) are tabulated in Tables 3 and 4, and shown in Figures 3a and 3b, respectively. These plots are superimposed on each other in Figure 3c. Since the measured strains and lives were similar for both alloys, a single calculation of the constants was made for both alloys.

Table 3. Fatigue Results, Unnotched A723 Steel

$2N_r$	Δe (mm/mm)	Δe_e (mm/mm)	Δe_p (mm/mm)
11170	0.00873	0.00825	0.00048
6580	0.01021	0.00858	0.00163
3650	0.01058	0.00897	0.00161
3370	0.01199	0.00903	0.00296
3100	0.01324	0.00908	0.00416
1650	0.01465	0.00951	0.00514
1230	0.01850	0.00952	0.00898
629	0.02013	0.01023	0.00990
270	0.02723	0.01091	0.01623
104	0.03522	0.01172	0.02350

Table 4. Fatigue Results, Unnotched A723(Ni) Steel

$2N_f$	Δe (mm/mm)	Δe_e (mm/mm)	Δe_p (mm/mm)
14590	0.00873	0.00809	0.00064
5560	0.01280	0.00869	0.00411
1040	0.01850	0.00986	0.00864
940	0.01761	0.00993	0.00768
109	0.03744	0.01167	0.02577
102	0.03744	0.01173	0.02571
93	0.04166	0.01181	0.02985
82	0.04166	0.01193	0.02973

Calculations of ϵ'_r and c are made with the Coffin-Manson equation (Eq. 5), and σ'_r and b are evaluated with the Basquin equation

$$\Delta \epsilon_e = 2 \frac{\sigma'_F}{E} (2N_F)^b \quad (7)$$

The calculated fatigue constants for A723 steels are shown in Table 5. Also shown in the table are fatigue constants as published in Reference 3 for quenched and tempered 4340 steel, which has a similar chemical composition, but a significantly higher yield strength ($\sigma_{YS} = 1241$ MPa).

Table 5. Fatigue Constants for A723 and 4340 Steels

Steel	ϵ_r'	σ_r' (MPa)	b	c	n'	K' (MPa)
A723	0.146	1717	-0.075	-0.52	0.14	2248
4340	0.730	1655	-0.076	-0.62	0.14	--

Note the good agreement of the published fatigue properties σ_r' , b, and c of 4340 steel and those measured for A723 steel. The ϵ_r' , however, varies considerably for the two steels. The difference between the monotonic and cyclic strength of A723 is over 600 MPa, while for 4340 it is approximately 400 MPa. The A723 steel experiences a more severe cyclic strengthening mechanism, which manifests in a drastically lower fatigue ductility than 4340 steel.

Fracture Mechanics Approach

This approach utilizes the well-known Paris equation (ref 4)

$$\frac{da}{dN} = C \Delta K^n \quad (8)$$

to predict the life of the notched component. Previous work by Underwood and Throop (ref 5) has determined that for the A723 steels, the following constants apply: $C = 6.52 \times 10^{-10}$ m/cycle and $n \approx 3$. The ΔK expression utilized was $\Delta K = 1.12 \Delta \sigma \sqrt{\pi a}$ where $\Delta \sigma = K_r E \Delta e$ and $K_r = 1.4$.

Once integrated, the Paris equation takes the form of

$$2N_f = \frac{1.611 \times 10^{-6}}{\Delta e^3} (a_i^{-1/2} - a_f^{-1/2}) \quad (9)$$

Inspection of the solution of the Paris equation reveals that the results obtained are highly dependent on the initial flaw size, a_i . This fracture mechanics prediction technique assumes an a_i of 4.0 μm , which is typical for a milled surface (ref 6) like the one used in this analysis.

TEST RESULTS

The experimental results of testing A723 steels under four-point bending conditions with notches ($K_r = 1.4$) are tabulated in Table 6.

Table 6. Fatigue Results, Notched A723 Steels
 $K_t = 1.4$

$2N_f$	Δe (mm/mm)
4520	0.00540
1300	0.00873
1070	0.00873
610	0.01021
240	0.01324
194	0.01324
126	0.01465
95	0.01850

The strains reported are the maximum outer fiber strains. These results are plotted in Figure 4, along with the corresponding smooth specimen fatigue results, which are also plotted against peak outer fiber strains. As expected, a significant decrease is observed in the measured lives.

Figure 5 shows the experimental results of testing plotted with the Neuber life prediction (elastic and elastic/plastic), and the fracture mechanics life predictions. Observe that the elastic/plastic applied loading Neuber prediction is approximately one-third of the measured life in the extreme low cycle fatigue regime. However, as the life cycles-to-failure increases, the elastic/plastic Neuber analysis predicts lives that are nearly exact. The elastic Neuber prediction fits the measured data well in the low cycle regime, although it tends to overpredict at longer lives-to-failure. The fracture mechanics approach predicts lives that are nearly exactly the same as those measured over the entire range of lives investigated.

SUMMARY

1. This analysis has shown that smooth bar fatigue data can effectively be utilized to predict notched geometry fatigue lives.

2. The elastic-based life predicting technique results closely approximate the experimental results. Under high strain loading conditions, the fatigue response of A723 steel is predominantly elastic dominated. This conclusion is validated by the fact that the fracture mechanics predictions, which are elastic-based, and the elastic remote loading-based Neuber analysis are a much better predictor of fatigue lives in the low cycle fatigue regime than the elastic/plastic remote loading Neuber analysis.

3. An elastic-based stress analysis, in conjunction with a fracture mechanics fatigue life approach, or elastic-based remote loading Neuber prediction will suffice when approximating the fatigue life of notched A723 steels. Special care should always be taken in measuring the initial a_i when utilizing the fracture mechanics approach. Results of testing can vary drastically if an incorrect a_i is utilized.

4. The fact that ϵ'_f is so much lower for A723 steels than for 4340 steel suggests that the plastic portion of the overall strain plays a less dominate role in fatigue, especially low cycle fatigue, than was previously thought. The discrepancy in measured ϵ'_f between that measured in this study and that published in the open literature results in a drastically different outcome. The fact that the cyclic strength of A723 is significantly higher than the static monotonic strength verifies that the A723 goes through a rather severe strengthening mechanism. This large increase in strength is not seen in the 4340 steel. The increase in strength is the likely cause for the relatively low fracture ductility of A723 with respect to 4340.

REFERENCES

1. H. Neuber, "Theory of Stress Concentration for Shear Strained Prismatical Bodies with Arbitrary Non-Linear Stress Strain Law," *Journal of Applied Mechanics*, December 1961, pp. 544-550.
2. T.H. Topper, R.M. Wetzel, and J. Morrow, "Neuber's Rule Applied to Fatigue of Notched Specimens," *Journal of Materials*, JMLSA, Vol. 4, No. 1, March 1969, pp. 200-209.
3. "Technical Report on Fatigue Constants," *SAE J1099*, Society of Automotive Engineers, New York, NY, February 1975.
4. P.C. Paris, "The Fracture Mechanics Approach to Fatigue," *Proceedings of the 10th Sagamore Army Materials Research Conference*, Syracuse University Press, 1964, pp. 107-127.
5. J.H. Underwood and J.F. Throop, "Surface Crack K Estimates and Fatigue Life Calculations in Cannon Tubes," *ASTM STP 687*, (J.B. Chung, Ed.), American Society for Testing and Materials, Philadelphia, PA, 1979, pp. 195-210.
6. "American National Standard on Surface Texture," ANSI B46.1-1978, The American Society of Mechanical Engineers, New York, NY, 1978, p. 16.

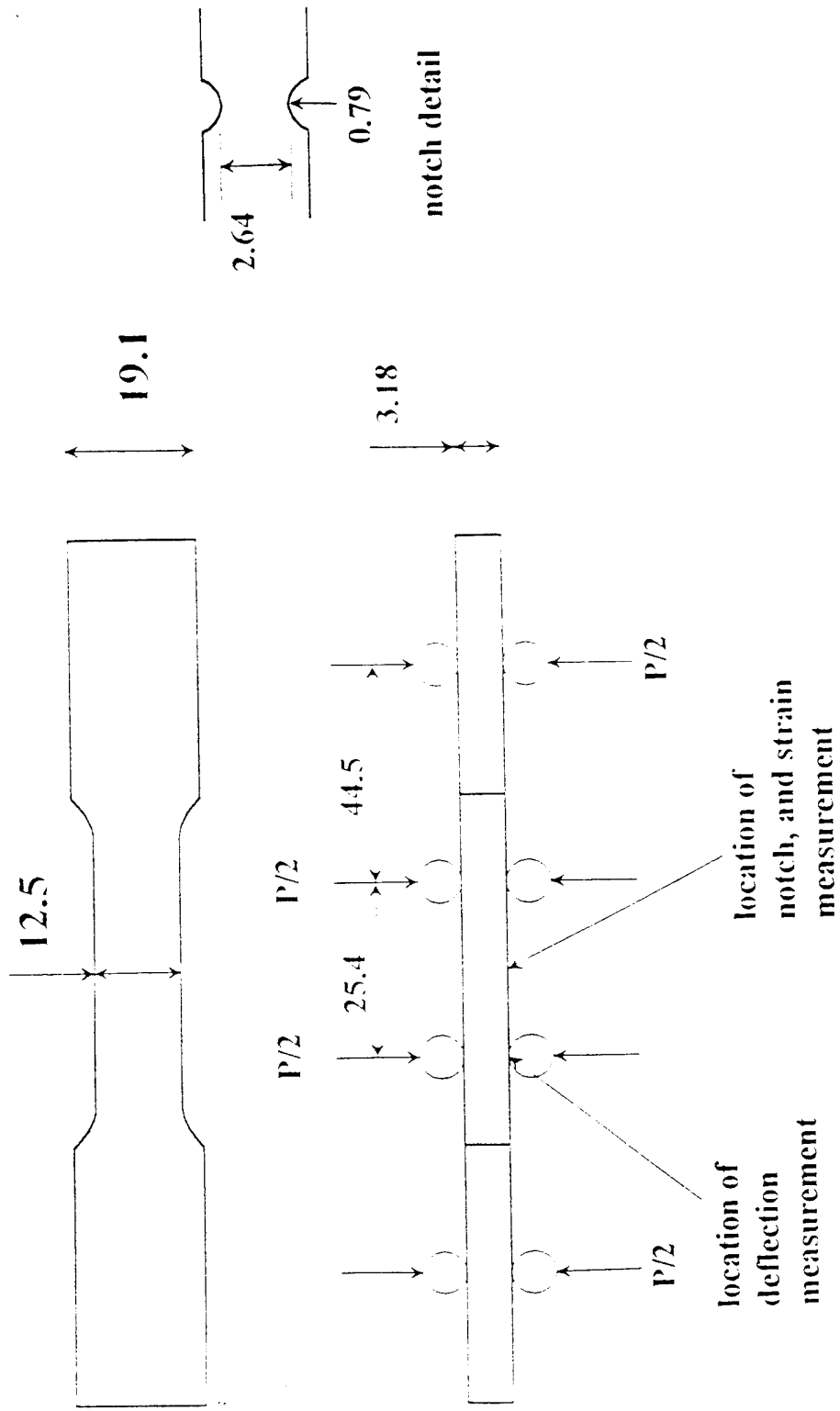


Figure 1 - Schematic of test fixture and specimen geometry, all dimensions in millimeters.

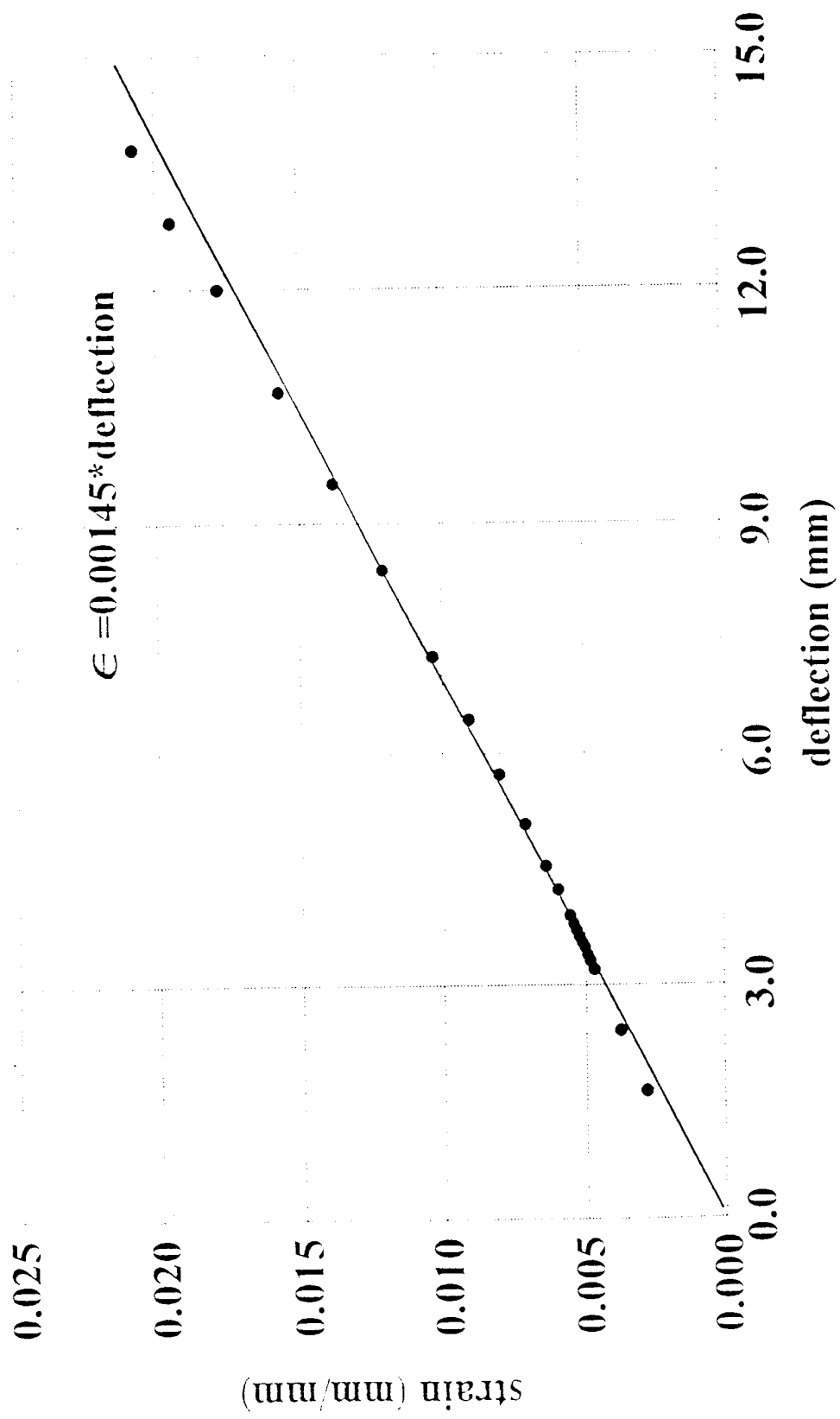


Figure 2 - Outer fiber strain vs. deflection for test setup and geometry shown in Figure 1 for A723 steel.

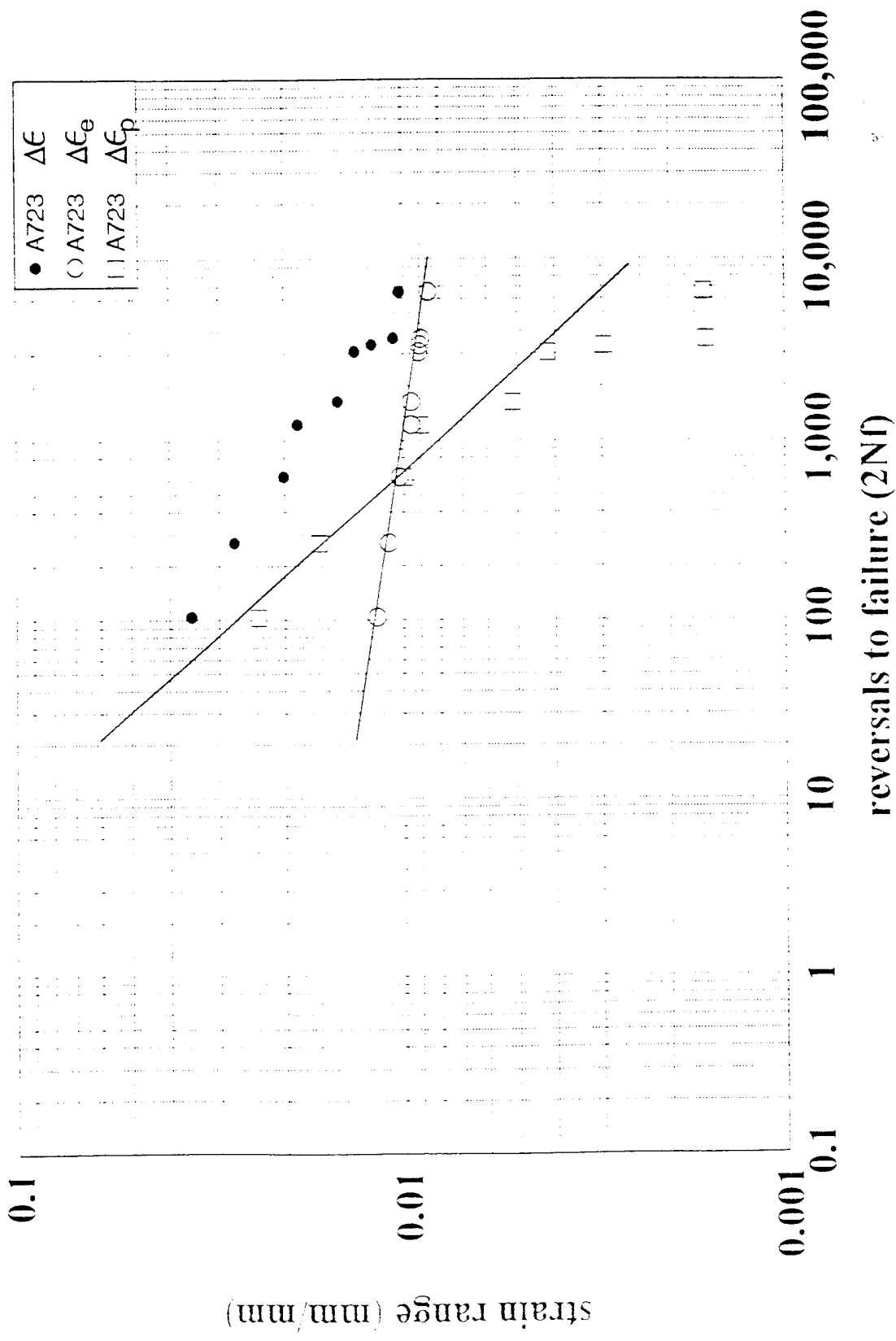


Figure 3a - Determination of fatigue constants, A723 steel

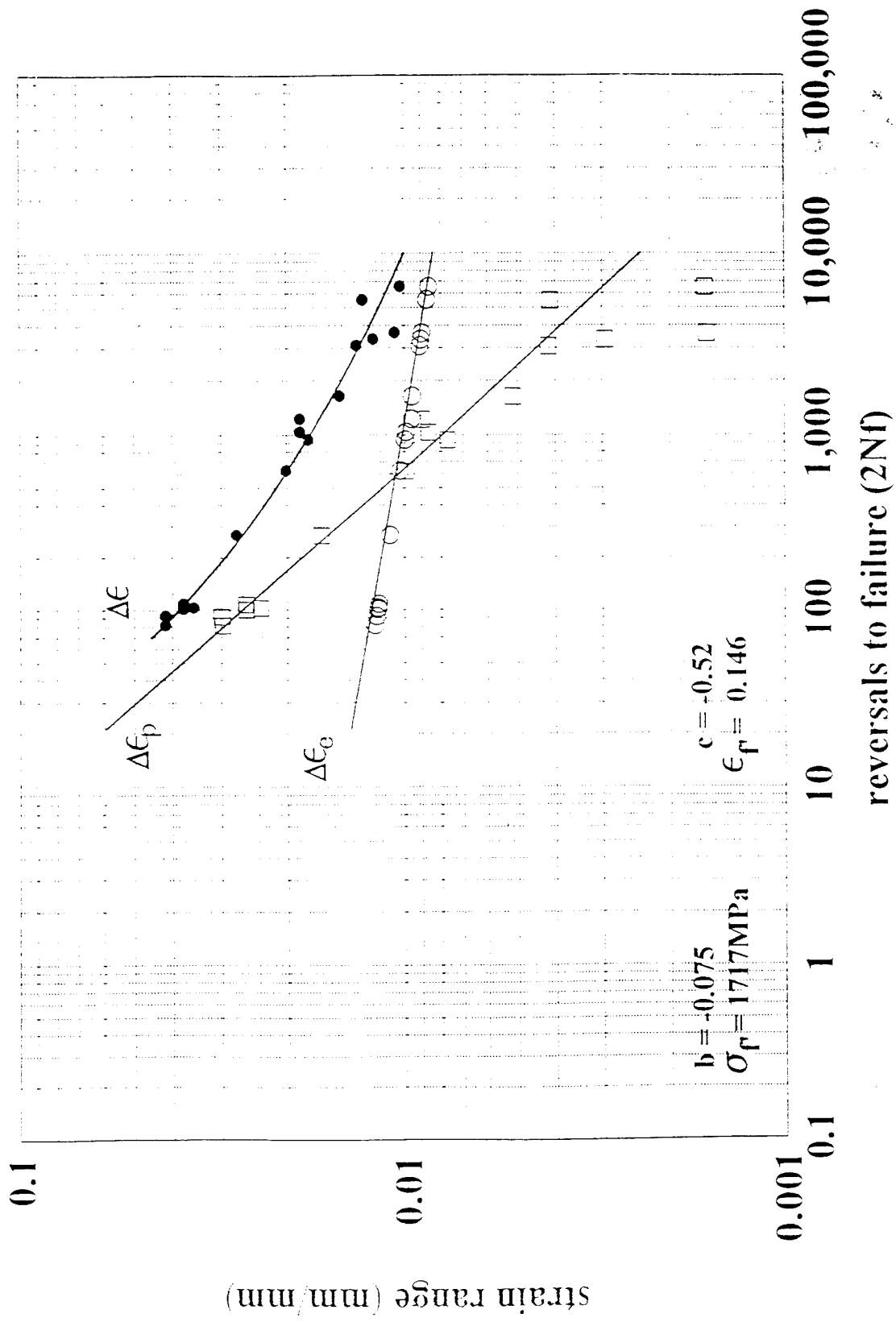


Figure 3c - Determination of fatigue constants, A723 and A723(Ni) steel

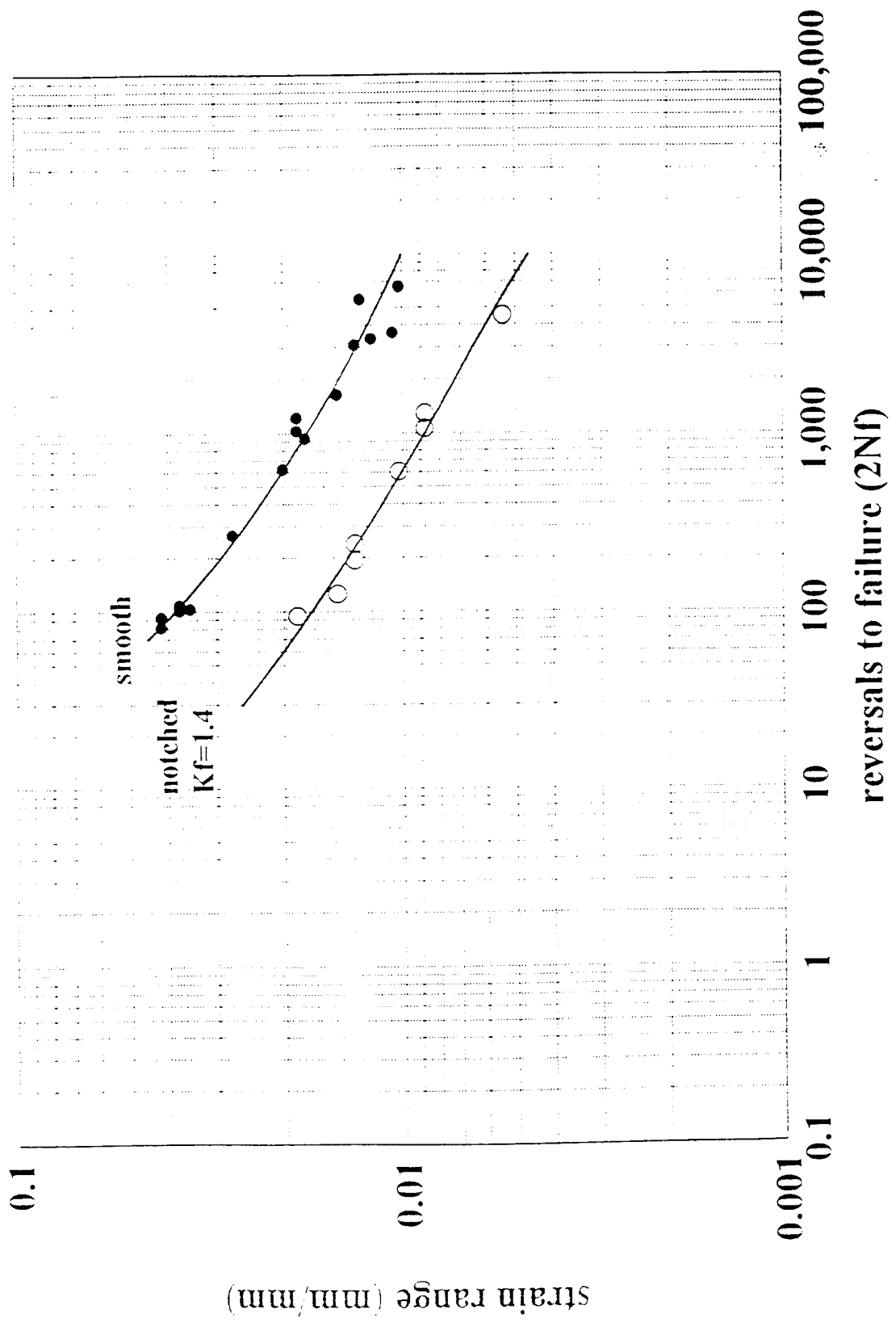


Figure 4 - Fatigue test results, smooth and notched, A723 and A723(Ni) steel

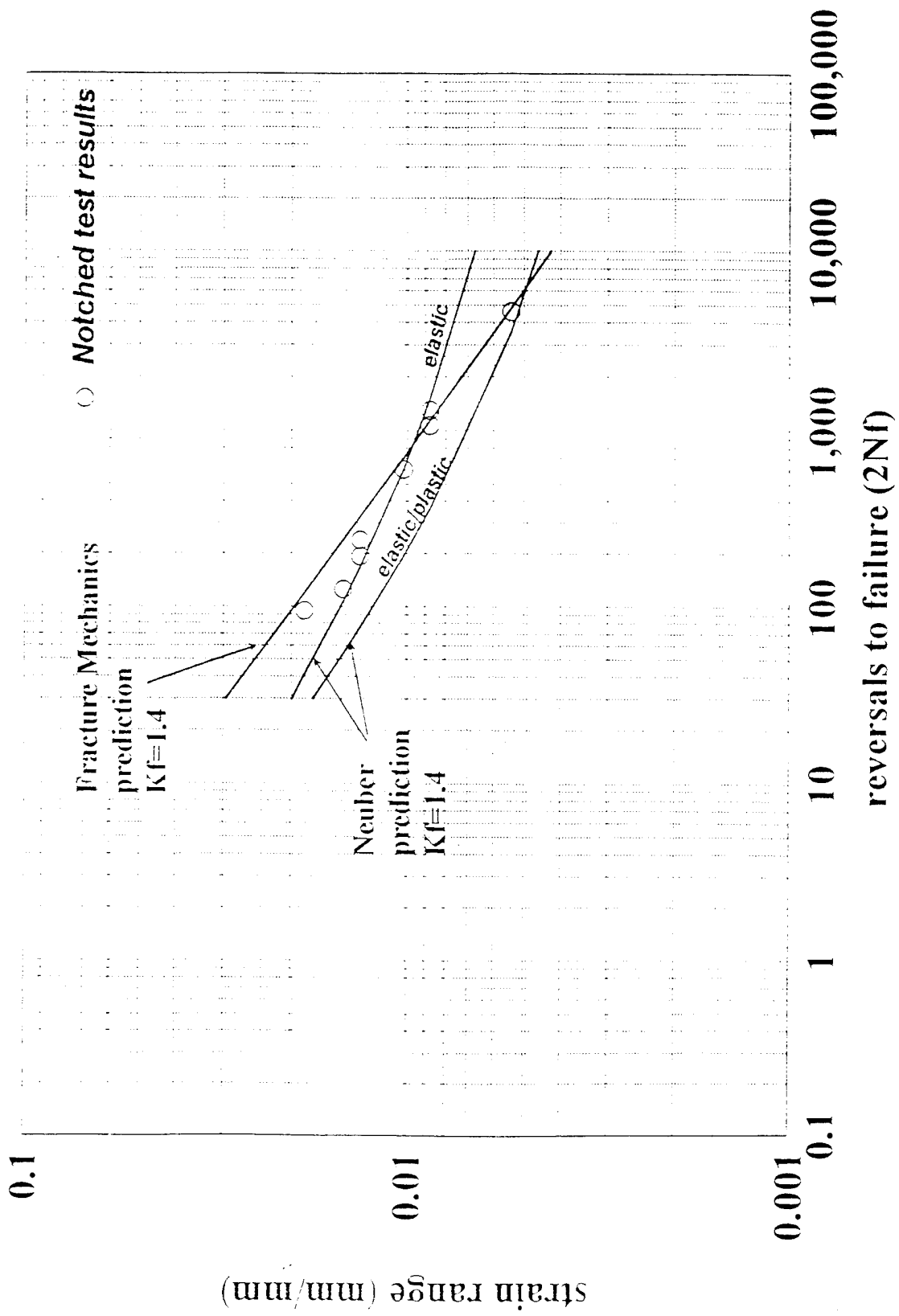


Figure 5 - Predicted and measured notched fatigue results, A723 and A723(Ni) steel

TECHNICAL REPORT INTERNAL DISTRIBUTION LIST

	<u>NO. OF COPIES</u>
CHIEF, DEVELOPMENT ENGINEERING DIVISION	
ATTN: AMSTA-AR-CCB-DA	1
-DB	1
-DC	1
-DD	1
-DE	1
CHIEF, ENGINEERING DIVISION	
ATTN: AMSTA-AR-CCB-E	1
-EA	1
-EB	1
-EC	
CHIEF, TECHNOLOGY DIVISION	
ATTN: AMSTA-AR-CCB-T	2
-TA	1
-TB	1
-TC	1
TECHNICAL LIBRARY	
ATTN: AMSTA-AR-CCB-O	5
TECHNICAL PUBLICATIONS & EDITING SECTION	
ATTN: AMSTA-AR-CCB-O	3
OPERATIONS DIRECTORATE	
ATTN: SMCWV-ODP-P	1
DIRECTOR, PROCUREMENT & CONTRACTING DIRECTORATE	
ATTN: SMCWV-PP	1
DIRECTOR, PRODUCT ASSURANCE & TEST DIRECTORATE	
ATTN: SMCWV-QA	1

NOTE: PLEASE NOTIFY DIRECTOR, BENÉT LABORATORIES, ATTN: AMSTA-AR-CCB-O OF ADDRESS CHANGES.

TECHNICAL REPORT EXTERNAL DISTRIBUTION LIST

	<u>NO. OF COPIES</u>		<u>NO. OF COPIES</u>
ASST SEC OF THE ARMY RESEARCH AND DEVELOPMENT ATTN: DEPT FOR SCI AND TECH THE PENTAGON WASHINGTON, D.C. 20310-0103	1	COMMANDER ROCK ISLAND ARSENAL ATTN: SMCRI-ENM ROCK ISLAND, IL 61299-5000	1
ADMINISTRATOR DEFENSE TECHNICAL INFO CENTER ATTN: DTIC-OCP (ACQUISITION GROUP) BLDG. 5, CAMERON STATION ALEXANDRIA, VA 22304-6145	2	MIAC/CINDAS PURDUE UNIVERSITY P.O. BOX 2634 WEST LAFAYETTE, IN 47906	1
COMMANDER U.S. ARMY ARDEC ATTN: SMCAR-AEE	1	COMMANDER U.S. ARMY TANK-AUTMV R&D COMMAND ATTN: AMSTA-DDL (TECH LIBRARY) WARREN, MI 48397-5000	1
SMCAR-AES, BLDG. 321	1	COMMANDER	
SMCAR-AET-O, BLDG. 351N	1	U.S. MILITARY ACADEMY	
SMCAR-FSA	1	ATTN: DEPARTMENT OF MECHANICS	1
SMCAR-FSM-E	1	WEST POINT, NY 10966-1792	
SMCAR-FSS-D, BLDG. 94	1		
SMCAR-IMI-I, (STINFO) BLDG. 59	2	U.S. ARMY MISSILE COMMAND	
PICATINNY ARSENAL, NJ 07806-5000		REDSTONE SCIENTIFIC INFO CENTER	2
		ATTN: DOCUMENTS SECTION, BLDG. 4484	
		REDSTONE ARSENAL, AL 35898-5241	
DIRECTOR U.S. ARMY RESEARCH LABORATORY ATTN: AMSRL-DD-T, BLDG. 305 ABERDEEN PROVING GROUND, MD 21005-5066	1	COMMANDER U.S. ARMY FOREIGN SCI & TECH CENTER ATTN: DRXST-SD 220 7TH STREET, N.E. CHARLOTTESVILLE, VA 22901	1
DIRECTOR U.S. ARMY RESEARCH LABORATORY ATTN: AMSRL-WT-PD (DR. B. BURNS) ABERDEEN PROVING GROUND, MD 21005-5066	1	COMMANDER U.S. ARMY LABCOM MATERIALS TECHNOLOGY LABORATORY ATTN: SLCMT-IML (TECH LIBRARY) WATERTOWN, MA 02172-0001	2
DIRECTOR U.S. MATERIEL SYSTEMS ANALYSIS ACTV ATTN: AMXSY-MP ABERDEEN PROVING GROUND, MD 21005-5071	1	COMMANDER U.S. ARMY LABCOM, ISA ATTN: SLCIS-IM-TL 2800 POWER MILL ROAD ADELPHI, MD 20783-1145	1

NOTE: PLEASE NOTIFY COMMANDER, ARMAMENT RESEARCH, DEVELOPMENT, AND ENGINEERING CENTER,
BENÉT LABORATORIES, CCAC, U.S. ARMY TANK-AUTOMOTIVE AND ARMAMENTS COMMAND,
AMSTA-AR-CCB-O, WATERVLIET, NY 12189-4050 OF ADDRESS CHANGES.

TECHNICAL REPORT EXTERNAL DISTRIBUTION LIST (CONT'D)

	<u>NO. OF COPIES</u>		<u>NO. OF COPIES</u>
COMMANDER U.S. ARMY RESEARCH OFFICE ATTN: CHIEF, IPO P.O. BOX 12211 RESEARCH TRIANGLE PARK, NC 27709-2211	1	WRIGHT LABORATORY ARMAMENT DIRECTORATE ATTN: WL/MNM EGLIN AFB, FL 32542-6810	1
DIRECTOR U.S. NAVAL RESEARCH LABORATORY ATTN: MATERIALS SCI & TECH DIV CODE 26-27 (DOC LIBRARY) WASHINGTON, D.C. 20375	1 1	WRIGHT LABORATORY ARMAMENT DIRECTORATE ATTN: WL/MNMF EGLIN AFB, FL 32542-6810	1

NOTE: PLEASE NOTIFY COMMANDER, ARMAMENT RESEARCH, DEVELOPMENT, AND ENGINEERING CENTER,
BENÉT LABORATORIES, CCAC, U.S. ARMY TANK-AUTOMOTIVE AND ARMAMENTS COMMAND,
AMSTA-AR-CCB-O, WATERVLIET, NY 12189-4050 OF ADDRESS CHANGES.
