





L02

Department of Defense
SELECTED MEDICAL CARE STATISTICS

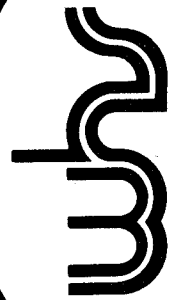
June 30, 1995



19951115 049

DISTRIBUTION STATEMENT A
Approved for public release
Distribution Unlimited

DTIC QUALITY INSPECTED 6



DIRECTORATE FOR INFORMATION
OPERATIONS AND REPORTS (DIOR)

Department of Defense

SELECTED MEDICAL CARE STATISTICS

June 30, 1995

*Issued quarterly by
Washington Headquarters Services
Directorate for Information
Operations and Reports*

~~FOR SALE BY THE SUPERINTENDENT OF DOCUMENTS
U.S. GOVERNMENT PRINTING OFFICE
WASHINGTON, D.C. 20402-9871
TELEPHONE: (302) 512-1800~~

Accession For	
NTIS	<input checked="" type="checkbox"/>
CRA&I	<input type="checkbox"/>
DTIC	<input type="checkbox"/>
TAB	<input type="checkbox"/>
Unannounced	
Justification	
By	
Distribution /	
Availability Codes	
Dist	A-1
Avail and / or Special	

DTIC and NTIS identification number for this publication is DIOR/L02-95/03.

FOREWORD

Selected Medical Care Statistics (SMCS) is a quarterly publication prepared by the Washington Headquarters Services, Directorate for Information Operations and Reports (WHS/DIOR) of the Office of the Secretary of Defense

SMCS presents quarterly summary data concerning medical care provided at fixed military medical facilities located in: (1) the United States (including Alaska and Hawaii) and (2) outside the United States, in territories, possessions, and foreign countries. This publication contains pie charts which are based on the percentage of the DoD worldwide total for each of the categories. Admissions and beds occupied by dependents of other uniformed personnel (Public Health Service (PHS), Coast Guard (CG), National Oceanic Atmospheric Administration (NOAA)) are less than one percent and are included in the "other" category on applicable charts and graphs.

This publication is generated from a data base developed and maintained in consonance with Department of Defense Instruction (DoDI) 6015.14, July 13, 1990, under Report Control Symbol DA&M(Q)1474, by the Manpower Management Information Division of WHS/DIOR.

TABLE OF CONTENTS

PAGE

QUARTER ENDING JUNE 30, 1995

TABLE/FIGURE

Table 1.1	Operating Beds/Operating Bassinets/Beds Occupied - Worldwide.....	1
Figure 1.1	Beds Occupied - Worldwide Summary (ADPL).....	3
Table 1.2	Operating Beds/Operating Bassinets/Beds Occupied - United States.....	4
Table 1.3	Operating Beds/Operating Bassinets/Beds Occupied - Overseas.....	6
Table 2.1	Admissions - Worldwide.....	8
Figure 2.1	Admissions - Worldwide Summary.....	10
Table 2.2	Admissions - United States.....	11
Table 2.3	Admissions - Overseas.....	13
Table 3.1	Outpatient Visits and Live Births - Worldwide.....	15
Figure 3.1	Outpatient Visits - Worldwide Summary.....	17
Table 3.2	Outpatient Visits and Live Births - United States.....	18
Table 3.3	Outpatient Visits and Live Births - Overseas.....	20
	GLOSSARY	23

TABLE 1.1

OPERATING BEDS/OPERATING BASSINETS/BEDS OCCUPIED - WORLDWIDE

QUARTER ENDING JUNE 30, 1995

FIXED MILITARY MEDICAL FACILITIES	DOD TOTAL	ARMY FACILITIES	NAVY FACILITIES	AIR FORCE FACILITIES
NUMBER OF OPERATING BEDS - TOTAL	8,711	3,265	3,078	2,368
NUMBER OF OPERATING BASSINETS - TOTAL	1,255	369	221	665
NUMBER OF BEDS OCCUPIED (DAILY AVERAGE (ADPL)) - TOTAL	5,731	2,843	1,380	1,508
BEDS OCCUPIED BY US ACTIVE DUTY UNIFORMED PERSONNEL - TOTAL	1,828	875	575	378
MILITARY - TOTAL	1,806	868	565	373
ARMY	819	727	30	62
NAVY-MARINE CORPS	623	79	512	32
AIR FORCE	364	62	23	279
OTHER UNIFORMED PERSONNEL (PHS,CG,NOAA) - TOTAL	22	7	10	5
BEDS OCCUPIED BY RETIRED US UNIFORMED PERSONNEL - TOTAL	1,155	573	223	359
RETIRED MILITARY - TOTAL	1,146	570	220	356
ARMY	480	374	34	72
NAVY-MARINE CORPS	273	66	149	58
AIR FORCE	393	130	37	226
OTHER RETIRED UNIFORMED PERSONNEL (PHS,CG,NOAA) - TOTAL	9	3	3	3

Prepared by: Washington Headquarters Services
Directorate for Information
Operations and Reports

TABLE 1.1
OPERATING BEDS/OPERATING BASSINETS/BEDS OCCUPIED - WORLDWIDE

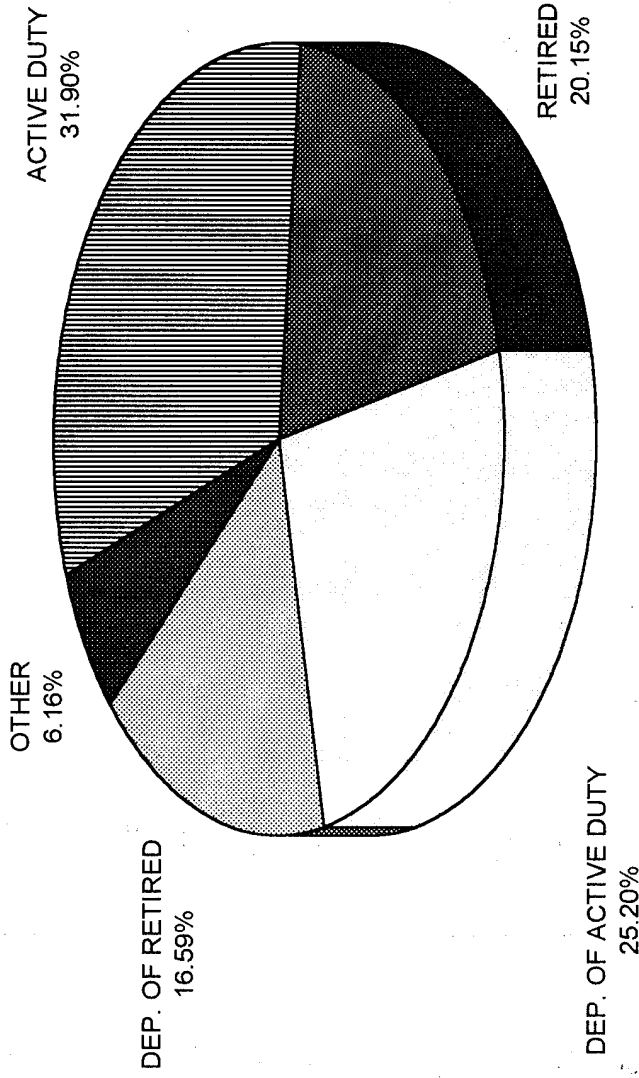
QUARTER ENDING JUNE 30, 1995

FIXED MILITARY MEDICAL FACILITIES	DOD TOTAL	ARMY FACILITIES	NAVY FACILITIES	AIR FORCE FACILITIES
BEDS OCCUPIED BY DEPENDENTS OF US ACTIVE DUTY MILITARY PERSONNEL	1,444	714	361	369
- TOTAL				
ARMY	624	563	17	44
NAVY-MARINE CORPS	429	73	314	42
AIR FORCE	391	78	30	283
BEDS OCCUPIED BY DEPENDENTS OF RETIRED AND DECEASED US MILITARY PERSONNEL	951	457	173	321
- TOTAL				
ARMY	396	306	26	64
NAVY-MARINE CORPS	221	54	123	44
AIR FORCE	334	97	24	213
BEDS OCCUPIED BY DEPENDENTS OF OTHER UNIFORMED PERSONNEL (PHS, CG, NOAA)	23	6	11	6
- TOTAL				
BEDS OCCUPIED BY ALL OTHER BENEFICIARIES	330	218	37	75
- TOTAL				

Prepared by: Washington Headquarters Services
 Directorate for Information Operations and Reports

BEDS OCCUPIED - WORLDWIDE SUMMARY (ADPL)

QUARTER ENDING JUNE 30, 1995



Prepared by: Washington Headquarters Services
Directorate for Information
Operations and Reports

FIGURE 1.1

TABLE 1.2
OPERATING BEDS/OPERATING BASSINETS/BEDS OCCUPIED - UNITED STATES

QUARTER ENDING JUNE 30, 1995

FIXED MILITARY MEDICAL FACILITIES	DOD TOTAL	ARMY FACILITIES	NAVY FACILITIES	AIR FORCE FACILITIES
NUMBER OF OPERATING BEDS - TOTAL	7,772	2,858	2,671	2,243
NUMBER OF OPERATING BASSINETS - TOTAL	1,140	350	181	609
NUMBER OF BEDS OCCUPIED (DAILY AVERAGE (ADPL)) - TOTAL	5,217	2,579	1,205	1,433
BEDS OCCUPIED BY US ACTIVE DUTY UNIFORMED PERSONNEL - TOTAL	1,563	739	479	345
MILITARY - TOTAL	1,541	732	469	340
ARMY	694	613	22	59
NAVY-MARINE CORPS	537	73	434	30
AIR FORCE	310	46	13	251
OTHER UNIFORMED PERSONNEL (PHS,CG,NOAA) - TOTAL	22	7	10	5
BEDS OCCUPIED BY RETIRED US UNIFORMED PERSONNEL - TOTAL	1,131	557	218	356
RETIRED MILITARY - TOTAL	1,122	554	215	353
ARMY	467	362	33	72
NAVY-MARINE CORPS	269	65	146	58
AIR FORCE	386	127	36	223
OTHER RETIRED UNIFORMED PERSONNEL (PHS,CG,NOAA) - TOTAL	9	3	3	3

Prepared by: Washington Headquarters Services
Directorate for Information
Operations and Reports

TABLE 1.2
OPERATING BEDS/OPERATING BASSINETS/BEDS OCCUPIED - UNITED STATES

QUARTER ENDING JUNE 30, 1995

FIXED MILITARY MEDICAL FACILITIES	DOD TOTAL	ARMY FACILITIES	NAVY FACILITIES	AIR FORCE FACILITIES
BEDS OCCUPIED BY DEPENDENTS OF US ACTIVE DUTY MILITARY PERSONNEL	- TOTAL 1,279	633	312	334
ARMY	558	501	14	43
NAVY-MARINE CORPS	394	71	283	40
AIR FORCE	327	61	15	251
BEDS OCCUPIED BY DEPENDENTS OF RETIRED AND DECEASED US MILITARY PERSONNEL	- TOTAL 936	448	169	319
ARMY	389	300	25	64
NAVY-MARINE CORPS	217	53	120	44
AIR FORCE	330	95	24	211
BEDS OCCUPIED BY DEPENDENTS OF OTHER UNIFORMED PERSONNEL (PHS, CG, NOAA)	- TOTAL 23	6	11	6
BEDS OCCUPIED BY ALL OTHER BENEFICIARIES	- TOTAL 285	196	16	73

Prepared by: Washington Headquarters Services
Directorate for Information
Operations and Reports

TABLE 1.3
OPERATING BEDS/OPERATING BASSINETS/BEDS OCCUPIED - OVERSEAS

QUARTER ENDING JUNE 30, 1995

FIXED MILITARY MEDICAL FACILITIES	DOD TOTAL	ARMY FACILITIES	NAVY FACILITIES	AIR FORCE FACILITIES
NUMBER OF OPERATING BEDS - TOTAL	939	407	407	125
NUMBER OF OPERATING BASSINETS - TOTAL	115	19	40	56
NUMBER OF BEDS OCCUPIED (DAILY AVERAGE (ADPL)) - TOTAL	514	264	175	75
BEDS OCCUPIED BY US ACTIVE DUTY UNIFORMED PERSONNEL - TOTAL	265	136	96	33
MILITARY - TOTAL	265	136	96	33
ARMY	125	114	8	3
NAVY-MARINE CORPS	86	6	78	2
AIR FORCE	54	16	10	28
OTHER UNIFORMED PERSONNEL (PHS,CG,NOAA) - TOTAL	0	0	0	0
BEDS OCCUPIED BY RETIRED US UNIFORMED PERSONNEL - TOTAL	24	16	5	3
RETIRED MILITARY - TOTAL	24	16	5	3
ARMY	13	12	1	0
NAVY-MARINE CORPS	4	1	3	0
AIR FORCE	7	3	1	3
OTHER RETIRED UNIFORMED PERSONNEL (PHS,CG,NOAA) - TOTAL	0	0	0	0

Prepared by: Washington Headquarters Services
Directorate for Information
Operations and Reports

TABLE 1.3

OPERATING BEDS/OPERATING BASSINETS/BEDS OCCUPIED - OVERSEAS

QUARTER ENDING JUNE 30, 1995

FIXED MILITARY MEDICAL FACILITIES	DOD TOTAL	ARMY FACILITIES	NAVY FACILITIES	AIR FORCE FACILITIES
BEDS OCCUPIED BY DEPENDENTS OF US ACTIVE DUTY MILITARY PERSONNEL	- TOTAL 165	81	49	35
ARMY	66	62	3	1
NAVY-MARINE CORPS	35	2	31	2
AIR FORCE	64	17	15	32
BEDS OCCUPIED BY DEPENDENTS OF RETIRED AND DECEASED US MILITARY PERSONNEL	- TOTAL 15	9	4	2
ARMY	7	6	1	0
NAVY-MARINE CORPS	4	1	3	0
AIR FORCE	4	2	0	2
BEDS OCCUPIED BY DEPENDENTS OF OTHER UNIFORMED PERSONNEL (PHS, CG, NOAA)	- TOTAL 0	0	0	0
BEDS OCCUPIED BY ALL OTHER BENEFICIARIES	- TOTAL 45	22	21	2

Prepared by: Washington Headquarters Services
Directorate for Information Operations and Reports

TABLE 2.1
ADMISSIONS - WORLDWIDE
QUARTER ENDING JUNE 30, 1995

FIXED MILITARY MEDICAL FACILITIES	DOD TOTAL	ARMY FACILITIES	NAVY FACILITIES	AIR FORCE FACILITIES
NUMBER OF ADMISSIONS - TOTAL	144,271	67,775	35,835	40,661
ADMISSIONS OF US ACTIVE DUTY UNIFORMED PERSONNEL - TOTAL	41,174	18,547	12,675	9,952
MILITARY - TOTAL	40,650	18,420	12,423	9,807
ARMY	17,529	15,839	592	1,098
NAVY-MARINE CORPS	13,191	1,209	11,193	789
AIR FORCE	9,930	1,372	638	7,920
OTHER UNIFORMED PERSONNEL (PHS,CG,NOAA) - TOTAL	524	127	252	145
ADMISSIONS OF RETIRED US UNIFORMED PERSONNEL - TOTAL	23,125	10,639	4,826	7,660
ADMISSIONS OF RETIRED MILITARY - TOTAL	22,909	10,577	4,745	7,587
ARMY	9,182	6,989	703	1,490
NAVY-MARINE CORPS	5,653	1,255	3,300	1,098
AIR FORCE	8,074	2,333	742	4,999
ADMISSIONS OF OTHER RETIRED UNIFORMED PERSONNEL (PHS,CG,NOAA) - TOTAL	216	62	81	73

Prepared by: Washington Headquarters Services
Directorate for Information
Operations and Reports

TABLE 2.1

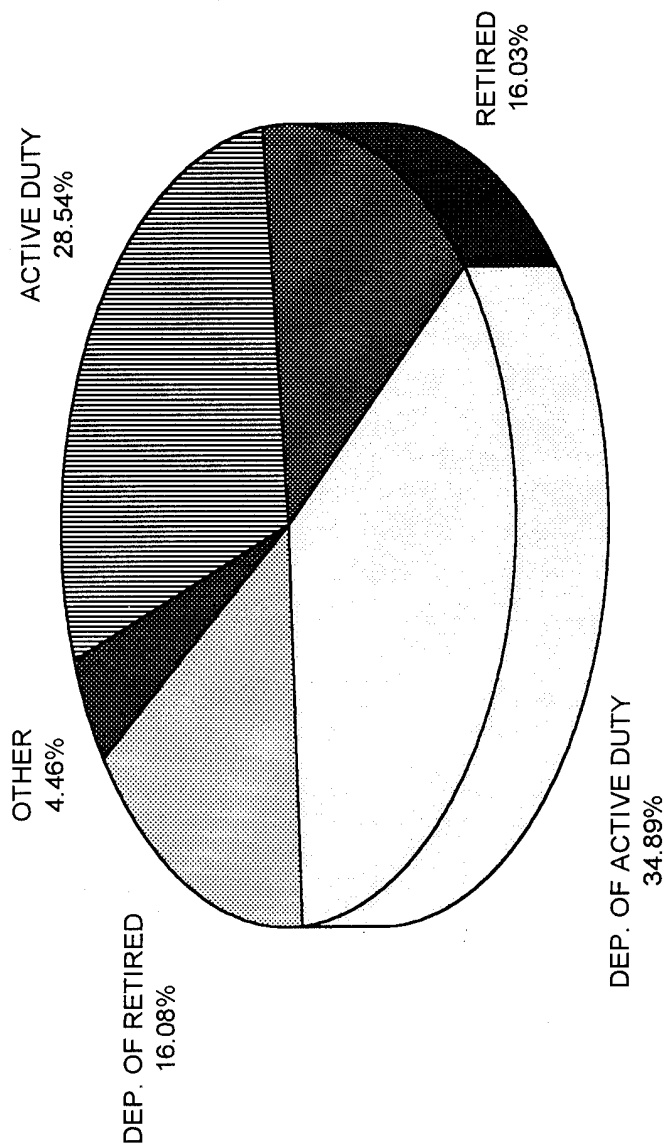
ADMISSIONS - WORLDWIDE

QUARTER ENDING JUNE 30, 1995

FIXED MILITARY MEDICAL FACILITIES	DOD TOTAL	ARMY FACILITIES	NAVY FACILITIES	AIR FORCE FACILITIES
ADMISSIONS OF DEPENDENTS OF US ACTIVE DUTY MILITARY PERSONNEL	- TOTAL 50,337	24,410	12,776	13,151
ARMY	21,639	19,710	629	1,300
NAVY-MARINE CORPS	14,711	2,149	11,257	1,305
AIR FORCE	13,987	2,551	890	10,546
ADMISSIONS OF DEPENDENTS OF RETIRED AND DECEASED US MILITARY PERSONNEL	- TOTAL 23,205	10,464	4,549	8,192
ARMY	9,555	7,209	737	1,609
NAVY-MARINE CORPS	5,458	1,153	3,180	1,125
AIR FORCE	8,192	2,102	632	5,458
ADMISSIONS OF DEPENDENTS OF OTHER UNIFORMED MILITARY PERSONNEL	- TOTAL 673	186	275	212
ADMISSIONS OF ALL OTHER BENEFICIARIES	- TOTAL 5,757	3,529	734	1,494

Prepared by: Washington Headquarters Services
Directorate for Information
Operations and Reports

ADMISSIONS - WORLDWIDE SUMMARY
QUARTER ENDING JUNE 30, 1995



Prepared by: Washington Headquarters Services
Directorate for Information
Operations and Reports

FIGURE 2.1

TABLE 2.2

ADMISSIONS - UNITED STATES
 QUARTER ENDING JUNE 30, 1995

FIXED MILITARY MEDICAL FACILITIES	DOD TOTAL	ARMY FACILITIES	NAVY FACILITIES	AIR FORCE FACILITIES
NUMBER OF ADMISSIONS - TOTAL	130,538	61,069	31,398	38,071
ADMISSIONS OF US ACTIVE DUTY UNIFORMED PERSONNEL - TOTAL	35,199	15,549	10,726	8,924
MILITARY - TOTAL	34,691	15,424	10,488	8,779
ARMY	14,826	13,376	421	1,029
NAVY-MARINE CORPS	11,513	1,097	9,718	698
AIR FORCE	8,352	951	349	7,052
OTHER UNIFORMED PERSONNEL (PHS, CG, NOAA) - TOTAL	508	125	238	145
ADMISSIONS OF RETIRED US UNIFORMED PERSONNEL - TOTAL	22,576	10,308	4,681	7,587
ADMISSIONS OF RETIRED MILITARY - TOTAL	22,361	10,247	4,600	7,514
ARMY	8,891	6,751	663	1,477
NAVY-MARINE CORPS	5,572	1,245	3,235	1,092
AIR FORCE	7,898	2,251	702	4,945
ADMISSIONS OF OTHER RETIRED UNIFORMED PERSONNEL (PHS, CG, NOAA) - TOTAL	215	61	81	73

Prepared by: Washington Headquarters Services
 Directorate for Information
 Operations and Reports

TABLE 2.2
ADMISSIONS - UNITED STATES
QUARTER ENDING JUNE 30, 1995

FIXED MILITARY MEDICAL FACILITIES	DOD TOTAL	ARMY FACILITIES	NAVY FACILITIES	AIR FORCE FACILITIES
ADMISSIONS OF DEPENDENTS OF US ACTIVE DUTY MILITARY PERSONNEL - TOTAL	44,482	21,666	11,014	11,802
ARMY	19,393	17,632	512	1,249
NAVY-MARINE CORPS	13,421	2,070	10,102	1,249
AIR FORCE	11,668	1,964	400	9,304
ADMISSIONS OF DEPENDENTS OF RETIRED AND DECEASED US MILITARY PERSONNEL - TOTAL	22,859	10,277	4,442	8,140
ARMY	9,363	7,076	686	1,601
NAVY-MARINE CORPS	5,401	1,139	3,138	1,124
AIR FORCE	8,095	2,062	618	5,415
ADMISSIONS OF DEPENDENTS OF OTHER UNIFORMED MILITARY PERSONNEL - TOTAL	666	184	270	212
ADMISSIONS OF ALL OTHER BENEFICIARIES - TOTAL	4,756	3,085	265	1,406

Prepared by: Washington Headquarters Services
 Directorate for Information
 Operations and Reports

TABLE 2.3

ADMISSIONS - OVERSEAS

QUARTER ENDING JUNE 30, 1995

FIXED MILITARY MEDICAL FACILITIES	DOD TOTAL	ARMY FACILITIES	NAVY FACILITIES	AIR FORCE FACILITIES
NUMBER OF ADMISSIONS - TOTAL	13,733	6,706	4,437	2,590
ADMISSIONS OF US ACTIVE DUTY UNIFORMED PERSONNEL - TOTAL	5,975	2,998	1,949	1,028
MILITARY - TOTAL	5,959	2,996	1,935	1,028
ARMY	2,703	2,463	171	69
NAVY-MARINE CORPS	1,678	112	1,475	91
AIR FORCE	1,578	421	289	868
OTHER UNIFORMED PERSONNEL (PHS, CG, NOAA) - TOTAL	16	2	14	0
ADMISSIONS OF RETIRED US UNIFORMED PERSONNEL - TOTAL	549	331	145	73
ADMISSIONS OF RETIRED MILITARY - TOTAL	548	330	145	73
ARMY	291	238	40	13
NAVY-MARINE CORPS	81	10	65	6
AIR FORCE	176	82	40	54
ADMISSIONS OF OTHER RETIRED UNIFORMED PERSONNEL (PHS, CG, NOAA) - TOTAL	1	1	0	0

Prepared by: Washington Headquarters Services
Directorate for Information
Operations and Reports

TABLE 2.3
ADMISSIONS - OVERSEAS
QUARTER ENDING JUNE 30, 1995

FIXED MILITARY MEDICAL FACILITIES	DOD TOTAL	ARMY FACILITIES	NAVY FACILITIES	AIR FORCE FACILITIES
ADMISSIONS OF DEPENDENTS OF US ACTIVE DUTY MILITARY PERSONNEL	- TOTAL 5,855	2,744	1,762	1,349
ARMY	2,246	2,078	117	51
NAVY-MARINE CORPS	1,290	79	1,155	56
AIR FORCE	2,319	587	490	1,242
ADMISSIONS OF DEPENDENTS OF RETIRED AND DECEASED US MILITARY PERSONNEL	- TOTAL 346	187	107	52
ARMY	192	133	51	8
NAVY-MARINE CORPS	57	14	42	1
AIR FORCE	97	40	14	43
ADMISSIONS OF DEPENDENTS OF OTHER UNIFORMED MILITARY PERSONNEL	- TOTAL 7	2	5	0
ADMISSIONS OF ALL OTHER BENEFICIARIES	- TOTAL 1,001	444	469	88

Prepared by: Washington Headquarters Services
Directorate for Information
Operations and Reports

TABLE 3.1

OUTPATIENT VISITS AND LIVE BIRTHS - WORLDWIDE

QUARTER ENDING JUNE 30, 1995

FIXED MILITARY MEDICAL FACILITIES	DOD TOTAL	ARMY FACILITIES	NAVY FACILITIES	AIR FORCE FACILITIES
NUMBER OF OUTPATIENT VISITS	9,937,624	4,233,690	2,720,565	2,983,369
- TOTAL				
OUTPATIENT VISITS BY US ACTIVE DUTY UNIFORMED PERSONNEL	3,729,952	1,606,402	1,199,445	924,105
- TOTAL				
MILITARY	3,703,960	1,601,943	1,185,643	916,374
- TOTAL				
ARMY	1,593,323	1,511,398	28,553	53,372
NAVY-MARINE CORPS	1,224,600	45,837	1,138,224	40,539
AIR FORCE	886,037	44,708	18,866	822,463
- TOTAL				
OTHER UNIFORMED PERSONNEL (PHS,CG,NOAA)	25,992	4,459	13,802	7,731
- TOTAL				
OUTPATIENT VISITS BY RETIRED US UNIFORMED PERSONNEL	1,012,366	421,903	212,542	377,921
- TOTAL				
OUTPATIENT VISITS BY DEPENDENTS OF US ACTIVE DUTY UNIFORMED PERSONNEL	3,393,241	1,387,217	920,078	1,085,946
- TOTAL				
DEPENDENTS OF MILITARY PERSONNEL	3,360,787	1,378,566	905,618	1,076,603
- TOTAL				
ARMY	1,309,817	1,192,776	35,960	81,081
NAVY-MARINE CORPS	1,005,686	90,102	836,249	79,335
AIR FORCE	1,045,284	95,688	33,409	916,187
- TOTAL				
DEPENDENTS OF OTHER UNIFORMED PERSONNEL (PHS,CG,NOAA)	32,454	8,651	14,460	9,343
- TOTAL				

Prepared by: Washington Headquarters Services
Directorate for Information Operations and Reports

TABLE 3.1

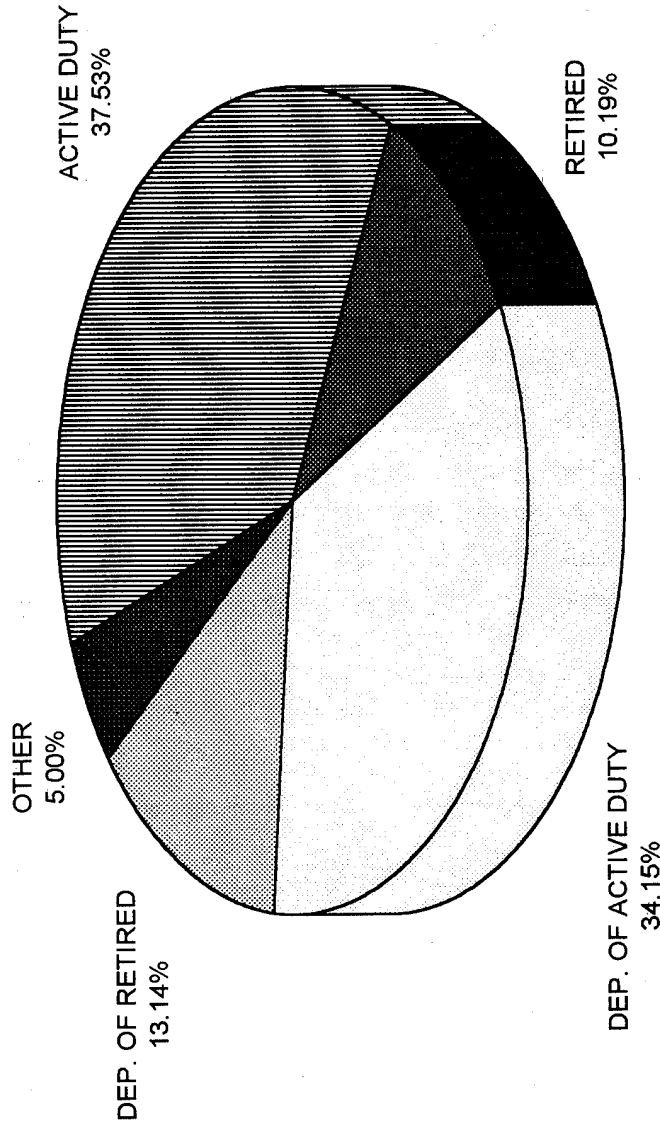
OUTPATIENT VISITS AND LIVE BIRTHS - WORLDWIDE

QUARTER ENDING JUNE 30, 1995

FIXED MILITARY MEDICAL FACILITIES	DOD TOTAL	ARMY FACILITIES	NAVY FACILITIES	AIR FORCE FACILITIES
OUTPATIENT VISITS BY DEPENDENTS OF RETIRED AND DECEASED US UNIFORMED PERSONNEL - TOTAL	1,305,468	554,349	251,057	500,062
OUTPATIENT VISITS BY ALL OTHER BENEFICIARIES - TOTAL	496,597	263,819	137,443	95,335
NUMBER OF LIVE BIRTHS - TOTAL	16,799	7,130	4,831	4,838

Prepared by: Washington Headquarters Services
Directorate for Information
Operations and Reports

OUTPATIENT VISITS - WORLDWIDE SUMMARY QUARTER ENDING JUNE 30, 1995



Prepared by: Washington Headquarters Services
Directorate for Information
Operations and Reports

FIGURE 3.1

TABLE 3.2

OUTPATIENT VISITS AND LIVE BIRTHS - UNITED STATES

QUARTER ENDING JUNE 30, 1995

FIXED MILITARY MEDICAL FACILITIES	DOD TOTAL	ARMY FACILITIES	NAVY FACILITIES	AIR FORCE FACILITIES
NUMBER OF OUTPATIENT VISITS	8,824,059	3,713,208	2,392,962	2,717,889
- TOTAL				
OUTPATIENT VISITS BY US ACTIVE DUTY UNIFORMED PERSONNEL	3,212,560	1,353,522	1,050,432	808,606
- TOTAL				
MILITARY	3,187,567	1,349,076	1,037,456	801,035
- TOTAL				
ARMY	1,344,205	1,272,764	24,085	47,356
NAVY-MARINE CORPS	1,078,621	42,440	1,001,028	35,153
AIR FORCE	764,741	33,872	12,343	718,526
OTHER UNIFORMED PERSONNEL (PHS, CG, NOAA)	24,993	4,446	12,976	7,571
- TOTAL				
OUTPATIENT VISITS BY RETIRED US UNIFORMED PERSONNEL	984,283	408,201	202,683	373,399
- TOTAL				
OUTPATIENT VISITS BY DEPENDENTS OF US ACTIVE DUTY UNIFORMED PERSONNEL	2,915,075	1,180,385	782,089	952,601
- TOTAL				
DEPENDENTS OF MILITARY PERSONNEL	2,884,542	1,171,748	768,971	943,823
- TOTAL				
ARMY	1,117,054	1,011,194	29,874	75,986
NAVY-MARINE CORPS	876,925	86,187	718,638	72,100
AIR FORCE	890,563	74,367	20,459	795,737
DEPENDENTS OF OTHER UNIFORMED PERSONNEL (PHS, CG, NOAA)	30,533	8,637	13,118	8,778
- TOTAL				

Prepared by: Washington Headquarters Services
Directorate for Information Operations and Reports

TABLE 3.2

OUTPATIENT VISITS AND LIVE BIRTHS - UNITED STATES

QUARTER ENDING JUNE 30, 1995

FIXED MILITARY MEDICAL FACILITIES	DOD TOTAL	ARMY FACILITIES	NAVY FACILITIES	AIR FORCE FACILITIES
OUTPATIENT VISITS BY DEPENDENTS OF RETIRED AND DECEASED US UNIFORMED PERSONNEL - TOTAL	1,280,229	543,343	240,627	496,259
OUTPATIENT VISITS BY ALL OTHER BENEFICIARIES - TOTAL	431,912	227,757	117,131	87,024
NUMBER OF LIVE BIRTHS - TOTAL	14,714	6,295	4,017	4,402

Prepared by: Washington Headquarters Services
Directorate for Information Operations and Reports

TABLE 3.3

OUTPATIENT VISITS AND LIVE BIRTHS - OVERSEAS

QUARTER ENDING JUNE 30, 1995

FIXED MILITARY MEDICAL FACILITIES	DOD TOTAL	ARMY FACILITIES	NAVY FACILITIES	AIR FORCE FACILITIES
NUMBER OF OUTPATIENT VISITS	1,113,565	520,482	327,603	265,480
OUTPATIENT VISITS BY US ACTIVE DUTY UNIFORMED PERSONNEL	517,392	252,880	149,013	115,499
MILITARY	516,393	252,867	148,187	115,339
ARMY	249,118	238,634	4,468	6,016
NAVY-MARINE CORPS	145,979	3,397	137,196	5,386
AIR FORCE	121,296	10,836	6,523	103,937
OTHER UNIFORMED PERSONNEL (PHS, CG, NOAA)	999	13	826	160
OUTPATIENT VISITS BY RETIRED US UNIFORMED PERSONNEL	28,083	13,702	9,859	4,522
OUTPATIENT VISITS BY DEPENDENTS OF US ACTIVE DUTY UNIFORMED PERSONNEL	478,166	206,832	137,989	133,345
DEPENDENTS OF MILITARY PERSONNEL	476,245	206,818	136,647	132,780
ARMY	192,763	181,582	6,086	5,095
NAVY-MARINE CORPS	128,761	3,915	117,611	7,235
AIR FORCE	154,721	21,321	12,950	120,450
DEPENDENTS OF OTHER UNIFORMED PERSONNEL (PHS, CG, NOAA)	1,921	14	1,342	565

Prepared by: Washington Headquarters Services
Directorate for Information
Operations and Reports

TABLE 3.3
OUTPATIENT VISITS AND LIVE BIRTHS - OVERSEAS

QUARTER ENDING JUNE 30, 1995

FIXED MILITARY MEDICAL FACILITIES	DOD TOTAL	ARMY FACILITIES	NAVY FACILITIES	AIR FORCE FACILITIES
OUTPATIENT VISITS BY DEPENDENTS OF RETIRED AND DECEASED US UNIFORMED PERSONNEL - TOTAL	25,239	11,006	10,430	3,803
OUTPATIENT VISITS BY ALL OTHER BENEFICIARIES - TOTAL	64,685	36,062	20,312	8,311
NUMBER OF LIVE BIRTHS - TOTAL	2,085	835	814	436

Prepared by: Washington Headquarters Services
 Directorate for Information
 Operations and Reports

GLOSSARY

Admission. An act of placing an individual under treatment or observation in a hospital. The day of admission is the day on which the hospital makes a formal acceptance of the patient who is to be provided with room, board, and continuous nursing service in the area of the hospital where patients normally stay at least overnight. While the admission of a newborn is deemed to occur at time of birth, these neonates are reported separately and excluded from the admission data.

Average Daily Patient Load (ADPL). Average number of inpatients in the hospital and receiving care each day during a reported period. Included are patients on pass or liberty not in excess of 72 hours and patients admitted and discharged on the same day. Excluded are newborns, patients on convalescent leave, and patients authorized to subside out. ADPL is calculated by dividing the number of occupied bed days during the period by the total number of days in the reported period.

Bassinets Day. A day spent in the newborn nursery by a healthy infant. This excludes days spent by infants in equipment referred to as a bassinet on any pediatric nursing unit, pediatric intensive care unit, or other nursing unit.

Live Births. The complete expulsion or extraction from a mother of a product of conception, irrespective of the duration of pregnancy, which, after such separation, breathes or shows any other evidence of life such as heartbeat, umbilical cord pulsation, or definite movement of voluntary muscles, whether or not the umbilical cord has been cut or the placenta is attached. Heartbeats are to be distinguished from transient cardiac contractors; respirations are to be distinguished from fleeting respiratory efforts or gasps.

Operating Bed. Accommodation in a functioning medical treatment facility that is currently set up and ready in all respects for the care of a patient. It must include supporting space, equipment, medical material, ancillary and support services, and staff to operate under normal circumstances. Excluded are transient patient beds, bassinets, incubators, labor beds, and recovery beds.

Outpatient Visit. A hospital program for the performance of elective surgical procedures on patients who are not admitted to the hospital as inpatients.