

NASA
Technical Memorandum 106621

Army Research Laboratory
Technical Report ARL-TR-878

Heat Treatment Effects on the Tensile Properties and Microstructures of a SiC/RBSN Composite in Nitrogen

R.T. Bhatt
*Vehicle Propulsion Directorate
U.S. Army Research Laboratory
Lewis Research Center
Cleveland, Ohio*

Prepared for the
Eighth Conference on Advanced Structural Fiber Composites
sponsored by International Conferences on Modern Materials & Technologies
Florence, Italy, July 1-4, 1994



National Aeronautics and
Space Administration

19960209 015



HEAT TREATMENT EFFECTS ON THE TENSILE PROPERTIES AND MICROSTRUCTURE OF A SiC/RBSN COMPOSITE IN NITROGEN

R.T. Bhatt
National Aeronautics and Space Administration
Lewis Research Center
Cleveland, Ohio 44135

SUMMARY

The room-temperature tensile properties and constituent microstructures of a unidirectionally reinforced SiC/RBSN composite have been investigated after heat treatments at 1400, 1600, or 1800 °C in nitrogen for up to 100 hr. The composite consisted of ~24 vol% of aligned 140 μm diameter, continuous length, chemically vapor deposited SiC fibers in a ~40% porous silicon nitride matrix. The composites heat treated at 1400 °C for up to 100 hr showed elastic modulus, first matrix cracking strength, and ultimate tensile strength values similar to those of the as-fabricated composites, but those heat treated for 1 hr beyond this temperature displayed losses in all three properties. Recrystallization of the SiC fibers, reaction between the carbon-rich interface coating on the fibers and the RBSN matrix, and dissociation of the RBSN matrix are the reasons for the loss of mechanical properties.

INTRODUCTION

In recent years a variety of fiber-reinforced ceramic matrix composites (FRCMCs) have been developed for high-temperature applications. This new class of materials has the potential for retaining the key advantages of monolithic ceramics, namely, low density, high temperature strength, and good oxidation and creep resistance, while providing the microstructural mechanisms for improved reliability over monolithic ceramics. Among various potential FRCMCs, silicon- and glass-based FRCMCs have been investigated extensively (refs. 1 to 3). One of the silicon-based FRCMCs that shows promise for high temperature applications is the SiC fiber-reinforced system (SiC/RBSN) (ref. 3). In this system, the SiC fiber is chemically compatible with the RBSN matrix. From a processing point of view, RBSN is a low cost, near net shape process which can be adapted to the fabrication of complex shaped components. In addition, the processing conditions for RBSN can be tailored to avoid degradation in the SiC fibers and the fiber-matrix interface while attaining desirable matrix properties.

For the past ten years, RBSN composites have been fabricated using large diameter (~ 140 μm), chemically vapor deposited (CVD) SiC fibers, and small diameter (~ 14 μm) polymer derived SiC fibers (refs. 3 and 4). However due to instability of small diameter SiC fibers during processing to date, composites fabricated using these fibers did not yield acceptable properties. On the other hand, the large diameter SiC fiber-reinforced RBSN matrix composites have the best strength, toughness, thermal shock resistance, and flaw tolerance at room temperature (ref. 3). Although complex shape capability is limited for the SiC/RBSN composites containing large diameter SiC fibers, these composites can be used as a model system to develop strong, tough, and thermally stable composites, and for applications where simpler shapes will suffice. A variety of studies have been performed in this system to correlate constituent microstructure with mechanical and thermal properties and to model mechanical performance (refs. 3, 5, and 6). However factors influencing the upper temperature limit of this composite have not been established.

The objectives of this study are to determine the intrinsic strength and microstructural stability limit for the RBSN composites reinforced by large diameter (~140 μm) SiC fibers and to determine the strength degrading mechanisms.

EXPERIMENTAL PROCEDURE

Composite Fabrication

For SiC/RBSN composite fabrication, commercially available silicon powder of 3 μm average particle size, and SiC monofilaments of nominal diameter 140 μm were used as starting materials. The fibers, obtained from

Textron Specialty Materials, Lowell, Massachusetts, were produced by a CVD method. The fiber is itself a composite and consists of a SiC outer sheath of 140 μm diameter surrounding a 37 μm diameter pyrolytic carbon-coated graphite core (ref. 7). At the outer surface of the SiC sheath is a carbon-rich surface coating of 3 μm thickness (ref. 7). The coating is provided to improve abrasion resistance and enhance fiber strength. Commercial purity (~99 %) silicon powder was obtained from Union Carbide. This powder was attrition milled in a nonaqueous medium for 24 hrs to reduce its average particle size from 3 to 0.7 μm .

The SiC/RBSN composites were fabricated by the fiber lay-up method. The details of the fabrication procedure are described elsewhere (ref. 8). This method can be used to fabricate either 1-D or 2-D laminated composites. However for this investigation, only 1-D composites were fabricated. Typical dimensions of the 1-D composite panels were 125 mm x 50 mm x 3 mm, and each panel contained ~ 24 vol% fibers.

Specimen Preparation and Testing

The composite panels were ground first and then tensile specimens of dimensions 125 mm x 6 mm x 2 mm were machined from the panels using diamond impregnated metal bonded wheels. The specimens were heat treated in 0.1 MPa nitrogen in a graphite lined box furnace for 1 to 100 hrs between 1200 and 1800 $^{\circ}\text{C}$.

Both as-fabricated and heat-treated specimens were sectioned normal to the fibers, mounted in a metallographic mold, ground successively on 40 μm down to 3 μm diamond particle impregnated metal disks, and polished in a vibratory polisher on a micro cloth using 0.03 μm diamond powder paste. Some specimens were also plasma etched to delineate the microstructure in the fiber. The etched specimens were observed under a scanning electron microscope (SEM).

For tensile testing of the heat-treated specimens, two fiber reinforced epoxy tabs of dimensions 37 mm x 6 mm x 1 mm were bonded at each specimen end, leaving ~ 60 mm for the gauge section. A wire wound strain gauge was bonded at the center of the gauge section to monitor the strain during the tensile test. The specimens were tested at room-temperature in a servo-controlled tensile testing machine at a cross-head speed of 1.3 mm/min. Some of the specimens were tested to ultimate failure and some to 80 percent of the ultimate strength. This latter batch was used to calculate the interfacial shear strength of the composite. Details of this technique are reported elsewhere (ref. 9).

RESULTS AND DISCUSSION

A polished cross-section of a typical 24 vol% SiC/RBSN composite specimen is shown in figure 1. The fibers are uniformly distributed in the non-uniform pore size matrix.

The room-temperature tensile stress-strain curves for the 1-D SiC/RBSN composites after 1 hr heat treatment in nitrogen at 1400, 1600, and 1800 $^{\circ}\text{C}$ are shown in figure 2. Since the stress-strain curves of the as-fabricated composite and the composite heat treated in nitrogen for 1 hr at 1400 $^{\circ}\text{C}$ are similar, the stress-strain curve of the as-fabricated composites is not shown in figure 2. The 1400 and 1600 $^{\circ}\text{C}$ curves show three regions: an initial linear elastic region, a non-linear region, and a second linear region. The existence of a non-linear region in the stress-strain curve indicates bridging of matrix cracks by the fibers, and tough composite behavior. The stress-strain curve of the 1800 $^{\circ}\text{C}$ heat treated composite displays an initial linear region and no strain capability beyond matrix fracture. The slope of this line is slightly lower than that of the other two.

The effect of 1 and 100 hr heat treatment in nitrogen on primary elastic modulus (E), first matrix cracking stress (FMCS), ultimate tensile strength (UTS) of the composites are illustrated in figure 3. Each data point represents an average of three tests. Since the specimens heat treated at 1800 $^{\circ}\text{C}$ for 100 hr were very weak, their tensile data could not be plotted in figure 3. As seen in the figure, for up to 100 hr of exposure at 1400 $^{\circ}\text{C}$, the composites retained as-fabricated mechanical properties. With increasing temperature of exposure the elastic modulus, the first matrix cracking strength, and the ultimate tensile strength decreased, but the ultimate tensile strength showed greater loss with exposure temperature than did the matrix fracture strength or the elastic modulus.

The loss of mechanical properties can be caused by the degradation of the SiC fibers, the carbon-rich interface, and/or the RBSN matrix. To determine the reasons for the loss of mechanical properties, microstructures of the constituents and the interfacial shear strength between the matrix and the fibers were analyzed.

The matrix crack spacing method (ref. 9) was used to calculate τ , the interfacial shear strength (ISS). This method yields information about the frictional characteristics of the interface. Substituting $E_f = 390$ (ref. 10) GPa, $E_m = 110$ (ref. 3) GPa, $D=140$ μm , and the values of σ_m and x (the average matrix crack spacing) from Table I in the equation derived in reference 9, τ values were calculated for the as-fabricated and heat treated composites, and these values are also shown in Table I. The ISS values of the as-fabricated and the 1400 $^{\circ}\text{C}$ for 1 hr heat-treated

composites are nearly the same. At 1600 °C, a small loss in the average ISS value is seen compared to that of the as-fabricated composites.

Examination of the cross-sections of the heat treated composites indicates that up to 1600 °C, the RBSN matrix and carbon-rich interface coating remained stable (fig. 4(c)). Beyond this temperature, the carbon-rich interface coating reacted with the RBSN matrix (fig. 4(d)). As a consequence, the thickness of the carbon coating is ~ half that of the as-fabricated composite. In addition, the size of the matrix pores has increased. Limited x-ray measurements performed on composites heat treated at 1800 °C showed increasing amounts of silicon in the RBSN matrix with increasing exposure time. Increasing amounts of silicon in the RBSN matrix indicates dissociation of silicon nitride to silicon and nitrogen. In fact, it is known that silicon nitride dissociates at ~ 1800 °C in 0.1 MPa nitrogen (ref. 11). Composites heat treated for 1 hr at and beyond 1600 °C also showed fiber degradation. A diffusion zone started emanating from the outer surface of the SiC fiber adjacent to the carbon-rich surface coating. The thickness of this zone increased with increasing temperature of exposure or with increasing time of exposure at a given temperature. A photomicrograph of the cross section of the composite heat treated at 1800 °C for 1 hr showing the growth of the zone is shown in figure 5. The growth of the diffusion zone at the interface of the carbon coating and the SiC sheath is similar to that observed in the individual SiC fibers heat treated beyond 1500 °C for 1 hr in an argon environment (ref. 12), but the thickness of the zone in the composite is smaller than that in the individual fibers. It has been shown by TEM analysis of heat treated SiC fibers that the diffusion zone consists of equiaxed recrystallized SiC grains (ref. 12). This study showed that strength degradation in this fiber is due to recrystallization and growth of SiC grains and that a relationship exists between the strength of the heat treated fibers and the thickness of the recrystallization zone.

Certainly, loss of ultimate tensile strength of the composite starts with the growth of the recrystallization zone. Therefore fiber degradation has major impact on the mechanical performance of the composite. On the other hand, although ISS loss and Si₃N₄ dissociation are observed in SiC/RBSN composites heat treated for 1 hr at and beyond 1600 °C both do not seem to significantly affect the mechanical properties, specifically elastic modulus and first matrix cracking stress.

In summary, the upper temperature capability of the SiC/RBSN composites in an inert environment is primarily limited by the microstructural stability of SiC fibers. Based on fiber data (ref. 12), it appears that the maximum use temperature is ~ 1300 °C for SiC/RBSN composites under no load conditions.

CONCLUSION

The SiC/RBSN composites, containing 140 µm diameter SiC monofilaments, remain strong and tough after 100 hr exposure in nitrogen to 1400 °C. Beyond this temperature, ultimate tensile strength of the composite decreases due to intrinsic microstructural stability of the SiC fibers. By choosing stronger and more stable SiC fibers than the CVD SiC fibers used in this study as reinforcement, the upper use temperature of SiC/RBSN composites should be improved.

REFERENCES

1. J.J. Brennan and K.M. Prewo, "Silicon Carbide Fiber- Reinforced Glass Ceramic Matrix Composites Exhibiting High Strength and Toughness," *J. Mater. Sci.* 17 [8] 2371-83 (1982).
2. L. Heraud, and P. Spriell, "High Toughness C-SiC and SiC-SiC Composites in Heat Engines," pp. 217-24 in *Whiskers- and Fiber-Toughened Ceramics*. Edited by R.A. Bradley, D.E. Clark, D.C. Larsen, and J.O. Stiegler. ASM International, Metals Park, OH, 1988.
3. R.T. Bhatt, "The Properties of Silicon Carbide Fiber Reinforced Silicon Nitride Composites," pp. 199-208 in *Whiskers- and Fiber-Toughened Ceramics*. Edited by R.A. Bradley, D.E. Clark, D.C. Larsen, and J.O. Stiegler. ASM International, Metals Park, OH, 1988.
4. J.W. Lucek, G.A. Rossetti, Jr., and S.D. Hartline, "Stability of Continuous Si-C(O) Reinforcing Elements in Reaction-Bonded Silicon Nitride Process Environments," pp. 27-38 in *Metal Matrix, Carbon, and Ceramic Matrix Composites 1985*, NASA CP-2406, Edited by J.D. Buckley, NASA, Washington, D.C., 1985.
5. A. Chulya, J.P. Gykenyesi, and R.T. Bhatt, "Mechanical Behavior of Fiber-Reinforced SiC/RBSN Ceramic Matrix Composites: Theory and Experiments," NASA TM-103688, 1991.

6. H. Bhatt, K.Y. Donaldson, D.P.H. Hasselman, and R.T. Bhatt, "Effect of HIPing on the Effective Thermal Conductivity/ Diffusivity and the Interfacial Thermal Conductance of Uniaxial SiC Fiber-Reinforced RBSN," J. Mater. Sci., 27, (1992) 6653-6661.
7. X. J. Ning and P. Pirouz, "The Microstructure of SCS-6 SiC Fiber," J. Mater. Res., 6, pp 2234-48 (1991).
8. R.T. Bhatt, "Method of Preparing Fiber-Reinforced Ceramic Materials," U.S. Pat. No. 4689188, 1987.
9. J. Aveston, G.A. Cooper, and A. Kelly, "Single and Multiple Fracture," pp. 15-26 in The Properties of Fiber Composites, Proceedings of the Conference. IPC Science and Technology Press Lt., Surrey, England, 1971.
10. J.A. DiCarlo, and W. Williams, "Dynamic Modulus and Damping of Boron, Silicon Carbide and Alumina Fibers," Report No. NASA TM-81422, Jan. 1980.
11. R.J. Bratton, C.A. Anderson, and F.F. Lange, "Hot-Pressed Si₃N₄ Developments," 1977 Proceedings of the Fifth Army Materials Technology Conferene, Ceramics for High Performane Applications, edited by J.J. Burke, E.N. Leno, and R.N. Katz, (1978) pp, 805-825.
12. R.T. Bhatt, and D.R. Hull, "Microstructural and Strength Stability of CVD SiC Fibers in Argon Environment," Ceram. Eng. Sci. Proc., 12, [9-10], pp. 1832-844, 1991.

TABLE I. —MATRIX FRACTURE PROPERTIES AND INTERFACIAL SHEAR STRENGTH FOR SIC/RBSN COMPOSITES

Condition	First matrix cracking stress (σ_m), MPa	Composite elastic modulus, (E) GPa	Average matrix crack spacing (λ), mm	Average interfacial shear strength(τ), MPa
As-fabricated	224±8	166±26	0.0±.5	10±5
After 1 hr heat treatment in N ₂ at:				
400 °C	267±7	149	0.7±1.0	12±6
600 °C	201±34	141	9.2±1.6	8±4
800 °C	103±41	138	-----	-----




Figure 1.—Cross-section showing microstructure of unidirectional SiC/RBSN composite ($V_f = 24\%$).

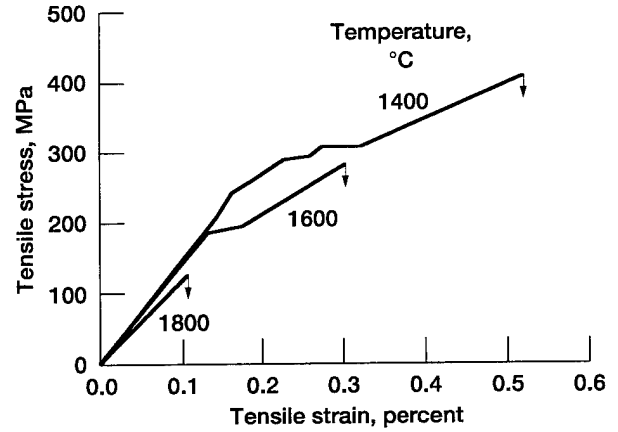


Figure 2.—Room-temperature tensile stress-strain curves of SiC/RBSN composites ($V_f = 24\%$) after 1 hr heat treatment in nitrogen.

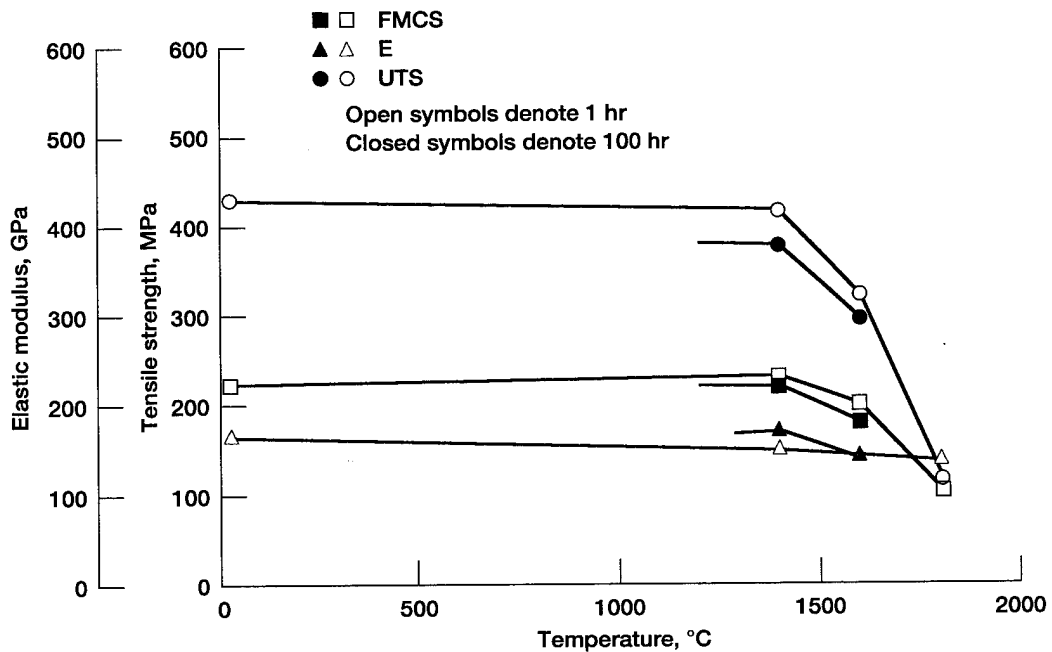


Figure 3.—Effects of heat treatment temperature and time on tensile properties of SiC/RBSN composites.

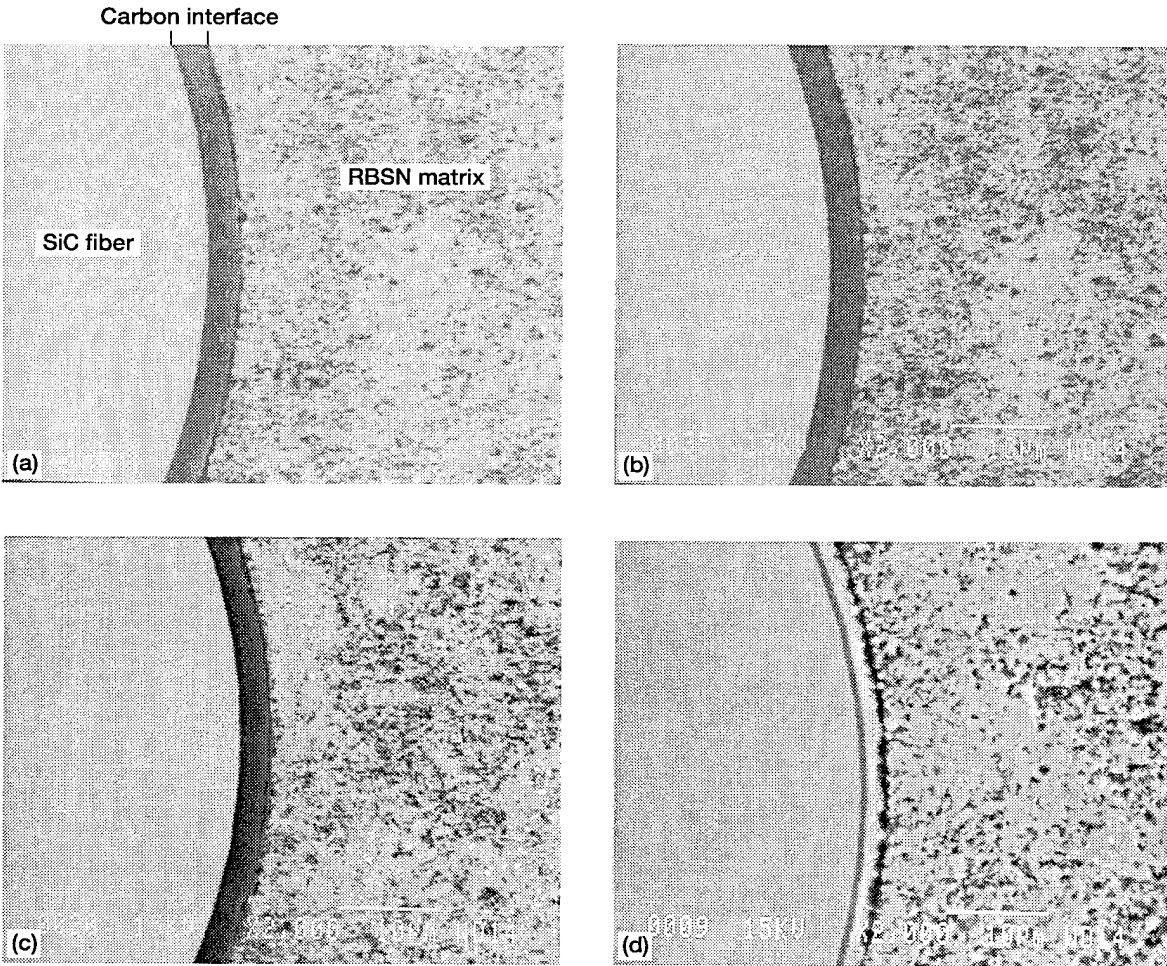



Figure 4.—Influence of one-hr heat treatment in nitrogen on microstructure of SiC/RBSN composite. (a) As-fabricated. (b) 1400 °C. (c) 1600 °C. (d) 1800 °C.



Recrystallization zone

Figure 5.—Photomicrograph of cross-section of SiC/RBSN composite heat treated at 1800 °C for 1 hr showing growth of diffuse zone at interface of carbon coating and SiC sheath of SiC fiber.

REPORT DOCUMENTATION PAGEForm Approved
OMB No. 0704-0188

Public reporting burden for this collection of information is estimated to average 1 hour per response, including the time for reviewing instructions, searching existing data sources, gathering and maintaining the data needed, and completing and reviewing the collection of information. Send comments regarding this burden estimate or any other aspect of this collection of information, including suggestions for reducing this burden, to Washington Headquarters Services, Directorate for Information Operations and Reports, 1215 Jefferson Davis Highway, Suite 1204, Arlington, VA 22202-4302, and to the Office of Management and Budget, Paperwork Reduction Project (0704-0188), Washington, DC 20503.

1. AGENCY USE ONLY (Leave blank)		2. REPORT DATE September 1995	3. REPORT TYPE AND DATES COVERED Technical Memorandum	
4. TITLE AND SUBTITLE Heat Treatment Effects on the Tensile Properties and Microstructures of a SiC/RBSN Composite in Nitrogen			5. FUNDING NUMBERS WU-505-63-12	
6. AUTHOR(S) R.T. Bhatt				
7. PERFORMING ORGANIZATION NAME(S) AND ADDRESS(ES) NASA Lewis Research Center Cleveland, Ohio 44135-3191 and Vehicle Propulsion Directorate U.S. Army Research Laboratory Cleveland, Ohio 44135-3191			8. PERFORMING ORGANIZATION REPORT NUMBER E-8909	
9. SPONSORING/MONITORING AGENCY NAME(S) AND ADDRESS(ES) National Aeronautics and Space Administration Washington, D.C. 20546-0001 and U.S. Army Research Laboratory Adelphi, Maryland 20783-1145			10. SPONSORING/MONITORING AGENCY REPORT NUMBER NASA TM-106621 ARL-TR-878	
11. SUPPLEMENTARY NOTES Prepared for the Eighth Conference on Advanced Structural Fiber Composites sponsored by International Conferences on Modern Materials & Technologies, Florence, Italy, July 1-4, 1994. Responsible person, R.T. Bhatt, organization code 5130, (216) 433-5513.				
12a. DISTRIBUTION/AVAILABILITY STATEMENT Unclassified - Unlimited Subject Category 27 This publication is available from the NASA Center for Aerospace Information, (301) 621-0390.			12b. DISTRIBUTION CODE	
13. ABSTRACT (Maximum 200 words) The room-temperature tensile properties and constituent microstructures of a unidirectionally reinforced SiC/RBSN composite have been investigated after heat treatments at 1400, 1600, or 1800°C in nitrogen for up to 100 hr. The composite consisted of ~24 vol% of aligned 140 µm diameter, continuous length, chemically vapor deposited SiC fibers in a ~40% porous silicon nitride matrix. The composites heat treated at 1400°C for up to 100 hr showed elastic modulus, first matrix cracking strength, and ultimate tensile strength values similar to those of the as-fabricated composites, but those heat treated for 1 hr beyond this temperature displayed losses in all three properties. Recrystallization of the SiC fibers, reaction between the carbon-rich interface coating on the fibers and the RBSN matrix, and dissociation of the RBSN matrix are the reasons for the loss of mechanical properties.				
14. SUBJECT TERMS Tensile properties; Fiber reinforced composites; SiC fiber; RBSN matrix microstructure			15. NUMBER OF PAGES 9	
			16. PRICE CODE A02	
17. SECURITY CLASSIFICATION OF REPORT Unclassified	18. SECURITY CLASSIFICATION OF THIS PAGE Unclassified	19. SECURITY CLASSIFICATION OF ABSTRACT Unclassified	20. LIMITATION OF ABSTRACT	