




L02

Department of Defense

# SELECTED MEDICAL CARE STATISTICS

September 30, 1995



DISTRIBUTION STATEMENT A  
Approved for public release  
Distribution Unlimited

19960221 080



DIRECTORATE FOR INFORMATION  
OPERATIONS AND REPORTS (DIOR)

Department of Defense

# SELECTED MEDICAL CARE STATISTICS

September 30, 1995

*Issued quarterly by  
Washington Headquarters Services  
Directorate for Information  
Operations and Reports*

FOR SALE BY THE SUPERINTENDENT OF DOCUMENTS  
U.S. GOVERNMENT PRINTING OFFICE  
WASHINGTON, D.C. 20402-9871  
TELEPHONE: (202) 542-1800

DTIC and NTIS identification number for this publication is DIOR/L02-95/04.

## FOREWORD

*Selected Medical Care Statistics (SMCS)* is a quarterly publication prepared by the Washington Headquarters Services, Directorate for Information Operations and Reports (WHS/DIOR) of the Office of the Secretary of Defense.

SMCS presents quarterly summary data concerning medical care provided at fixed military medical facilities located in: (1) the United States (including Alaska and Hawaii) and (2) outside the United States, in territories, possessions, and foreign countries. This publication contains pie charts which are based on the percentage of the DoD worldwide total for each of the categories. Admissions and beds occupied by dependents of other uniformed personnel (Public Health Service (PHS), Coast Guard (CG), National Oceanic Atmospheric Administration (NOAA)) are less than one percent and are included in the "other" category on applicable charts and graphs.

This annual fiscal year edition also contains consolidated data for fiscal year 1995 as well as five year comparison tables for fiscal years 1991 - 1995. Fiscal year data for operating beds, operating bassinets, and beds occupied are generated by averaging the quarterly sets of data received during the fiscal year.

This publication is generated from a data base developed and maintained in consonance with Department of Defense Instruction (DoDI) 6015.14, July 13, 1990, under Report Control Symbol DA&M(Q)1474, by the Manpower Management Information Division of WHS/DIOR.

# TABLE OF CONTENTS

## TABLE/FIGURE

## PAGE

### QUARTER ENDING SEPTEMBER 30, 1995

Table 1.1	Operating Beds/Operating Bassinets/Beds Occupied - Worldwide.....	1
Figure 1.1	Beds Occupied - Worldwide Summary (ADPL).....	3
Table 1.2	Operating Beds/Operating Bassinets/Beds Occupied - United States.....	4
Table 1.3	Operating Beds/Operating Bassinets/Beds Occupied - Overseas.....	6
Table 2.1	Admissions - Worldwide.....	8
Figure 2.1	Admissions - Worldwide Summary.....	10
Table 2.2	Admissions - United States.....	11
Table 2.3	Admissions - Overseas.....	13
Table 3.1	Outpatient Visits and Live Births - Worldwide.....	15
Figure 3.1	Outpatient Visits - Worldwide Summary.....	17
Table 3.2	Outpatient Visits and Live Births - United States.....	18
Table 3.3	Outpatient Visits and Live Births - Overseas.....	20

### FISCAL YEAR 1995

Table 4.1	Operating Beds/Operating Bassinets/Beds Occupied - Worldwide Averages.....	25
Figure 4.1	Beds Occupied - Worldwide Summary (ADPL).....	27
Table 5.1	Admissions - Worldwide.....	28
Figure 5.1	Admissions - Worldwide Summary.....	30
Table 6.1	Outpatient Visits and Live Births - Worldwide.....	31
Figure 6.1	Outpatient Visits - Worldwide Summary.....	33

### FIVE YEAR COMPARISON

Table 7.1	Operating Beds/Operating Bassinets/Beds Occupied - Worldwide Averages.....	37
Figure 7.1	Beds Occupied - Worldwide Summary (ADPL).....	39
Table 8.1	Admissions - Worldwide.....	40
Figure 8.1	Admissions - Worldwide Summary.....	42
Table 9.1	Outpatient Visits and Live Births - Worldwide.....	43
Figure 9.1	Outpatient Visits - Worldwide Summary.....	45

<b>GLOSSARY</b> .....	47
-----------------------	----

**QUARTER ENDING SEPTEMBER 30, 1995**

TABLE 1.1

OPERATING BEDS/OPERATING BASSINETS/BEDS OCCUPIED - WORLDWIDE

QUARTER ENDING SEPTEMBER 30, 1995

FIXED MILITARY MEDICAL FACILITIES	DOD TOTAL	ARMY FACILITIES	NAVY FACILITIES	AIR FORCE FACILITIES
NUMBER OF OPERATING BEDS - TOTAL	8,603	3,179	3,078	2,346
NUMBER OF OPERATING BASSINETS - TOTAL	1,228	346	221	661
NUMBER OF BEDS OCCUPIED (DAILY AVERAGE (ADPL)) - TOTAL	5,437	2,679	1,383	1,375
BEDS OCCUPIED BY US ACTIVE DUTY UNIFORMED PERSONNEL - TOTAL	1,774	822	610	342
MILITARY - TOTAL	1,753	816	599	338
ARMY	770	685	29	56
NAVY-MARINE CORPS	667	77	551	39
AIR FORCE	316	54	19	243
OTHER UNIFORMED PERSONNEL (PHS,CG,NOAA) - TOTAL	21	6	11	4
BEDS OCCUPIED BY RETIRED US UNIFORMED PERSONNEL - TOTAL	1,053	538	200	315
RETIRED MILITARY - TOTAL	1,042	536	195	311
ARMY	439	343	34	62
NAVY-MARINE CORPS	237	65	129	43
AIR FORCE	366	128	32	206
OTHER RETIRED UNIFORMED PERSONNEL (PHS,CG,NOAA) - TOTAL	11	2	5	4

Prepared by: Washington Headquarters Services  
Directorate for Information Operations and Reports

TABLE 1.1

OPERATING BEDS/OPERATING BASSINETS/BEDS OCCUPIED - WORLDWIDE

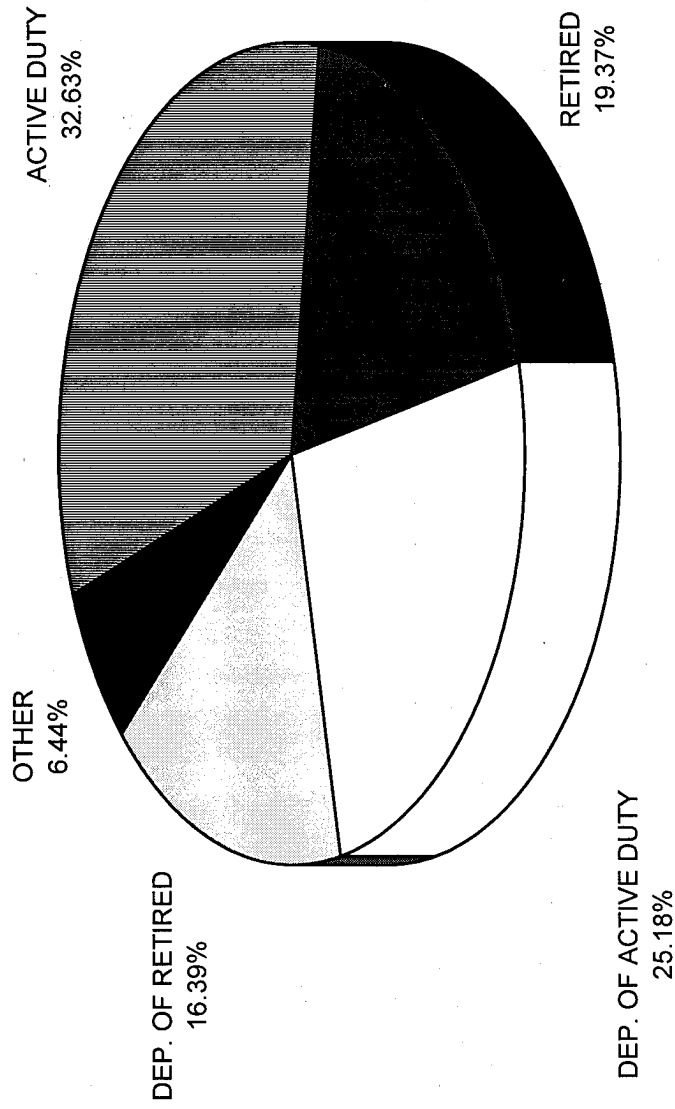
QUARTER ENDING SEPTEMBER 30, 1995

FIXED MILITARY MEDICAL FACILITIES	DOD TOTAL	ARMY FACILITIES	NAVY FACILITIES	AIR FORCE FACILITIES
BEDS OCCUPIED BY DEPENDENTS OF US ACTIVE DUTY MILITARY PERSONNEL	1,369	657	365	347
ARMY	589	514	33	42
NAVY-MARINE CORPS	416	70	307	39
AIR FORCE	364	73	25	266
BEDS OCCUPIED BY DEPENDENTS OF RETIRED AND DECEASED US MILITARY PERSONNEL	891	450	160	281
ARMY	391	306	29	56
NAVY-MARINE CORPS	194	54	102	38
AIR FORCE	306	90	29	187
BEDS OCCUPIED BY DEPENDENTS OF OTHER UNIFORMED PERSONNEL (PHS,CG,NOAA)	29	7	16	6
BEDS OCCUPIED BY ALL OTHER BENEFICIARIES	321	205	32	84
- TOTAL				

Prepared by: Washington Headquarters Services  
Directorate for Information Operations and Reports

# BEDS OCCUPIED - WORLDWIDE SUMMARY (ADPL)

## QUARTER ENDING SEPTEMBER 30, 1995



Prepared by: Washington Headquarters Services  
Directorate for Information  
Operations and Reports

FIGURE 1.1

**TABLE 1.2**  
**OPERATING BEDS/OPERATING BASSINETS/BEDS OCCUPIED - UNITED STATES**

**QUARTER ENDING SEPTEMBER 30, 1995**

FIXED MILITARY MEDICAL FACILITIES	DOD TOTAL	ARMY FACILITIES	NAVY FACILITIES	AIR FORCE FACILITIES
NUMBER OF OPERATING BEDS - TOTAL	7,674	2,772	2,671	2,231
NUMBER OF OPERATING BASSINETS - TOTAL	1,118	328	181	609
NUMBER OF BEDS OCCUPIED (DAILY AVERAGE (ADPL)) - TOTAL	4,971	2,444	1,218	1,309
BEDS OCCUPIED BY US ACTIVE DUTY UNIFORMED PERSONNEL - TOTAL	1,531	698	522	311
MILITARY - TOTAL	1,510	692	511	307
ARMY	657	580	24	53
NAVY-MARINE CORPS	582	72	474	36
AIR FORCE	271	40	13	218
OTHER UNIFORMED PERSONNEL (PHS,CG,NOAA) - TOTAL	21	6	11	4
BEDS OCCUPIED BY RETIRED US UNIFORMED PERSONNEL - TOTAL	1,030	524	193	313
RETIRED MILITARY - TOTAL	1,019	522	188	309
ARMY	429	335	32	62
NAVY-MARINE CORPS	233	64	126	43
AIR FORCE	357	123	30	204
OTHER RETIRED UNIFORMED PERSONNEL (PHS,CG,NOAA) - TOTAL	11	2	5	4

Prepared by: Washington Headquarters Services  
Directorate for Information  
Operations and Reports

TABLE 1.2

OPERATING BEDS/OPERATING BASSINETS/BEDS OCCUPIED - UNITED STATES

QUARTER ENDING SEPTEMBER 30, 1995

FIXED MILITARY MEDICAL FACILITIES	DOD TOTAL	ARMY FACILITIES	NAVY FACILITIES	AIR FORCE FACILITIES
BEDS OCCUPIED BY DEPENDENTS OF US ACTIVE DUTY MILITARY PERSONNEL	- TOTAL	580	317	317
ARMY	528	457	30	41
NAVY-MARINE CORPS	373	66	270	37
AIR FORCE	313	57	17	239
BEDS OCCUPIED BY DEPENDENTS OF RETIRED AND DECEASED US MILITARY PERSONNEL	- TOTAL	442	153	280
ARMY	384	301	27	56
NAVY-MARINE CORPS	190	53	99	38
AIR FORCE	301	88	27	186
BEDS OCCUPIED BY DEPENDENTS OF OTHER UNIFORMED PERSONNEL (PHS, CG, NOAA)	- TOTAL	7	16	6
BEDS OCCUPIED BY ALL OTHER BENEFICIARIES	- TOTAL	193	17	82

Prepared by: Washington Headquarters Services  
Directorate for Information Operations and Reports

TABLE 1.3

OPERATING BEDS/OPERATING BASSINETS/BEDS OCCUPIED - OVERSEAS

QUARTER ENDING SEPTEMBER 30, 1995

FIXED MILITARY MEDICAL FACILITIES	DOD TOTAL	ARMY FACILITIES	NAVY FACILITIES	AIR FORCE FACILITIES
NUMBER OF OPERATING BEDS - TOTAL	929	407	407	115
NUMBER OF OPERATING BASSINETS - TOTAL	110	18	40	52
NUMBER OF BEDS OCCUPIED (DAILY AVERAGE (ADPL)) - TOTAL	466	235	165	66
BEDS OCCUPIED BY US ACTIVE DUTY UNIFORMED PERSONNEL - TOTAL	243	124	88	31
MILITARY - TOTAL	243	124	88	31
ARMY	113	105	5	3
NAVY-MARINE CORPS	85	5	77	3
AIR FORCE	45	14	6	25
OTHER UNIFORMED PERSONNEL (PHS,CG,NOAA) - TOTAL	0	0	0	0
BEDS OCCUPIED BY RETIRED US UNIFORMED PERSONNEL - TOTAL	23	14	7	2
RETIRED MILITARY - TOTAL	23	14	7	2
ARMY	10	8	2	0
NAVY-MARINE CORPS	4	1	3	0
AIR FORCE	9	5	2	2
OTHER RETIRED UNIFORMED PERSONNEL (PHS,CG,NOAA) - TOTAL	0	0	0	0

Prepared by: Washington Headquarters Services  
 Directorate for Information  
 Operations and Reports

TABLE 1.3

OPERATING BEDS/OPERATING BASSINETS/BEDS OCCUPIED - OVERSEAS

QUARTER ENDING SEPTEMBER 30, 1995

FIXED MILITARY MEDICAL FACILITIES	DOD TOTAL	ARMY FACILITIES	NAVY FACILITIES	AIR FORCE FACILITIES
BEDS OCCUPIED BY DEPENDENTS OF US ACTIVE DUTY MILITARY PERSONNEL	- TOTAL	77	48	30
ARMY	61	57	3	1
NAVY-MARINE CORPS	43	4	37	2
AIR FORCE	51	16	8	27
BEDS OCCUPIED BY DEPENDENTS OF RETIRED AND DECEASED US MILITARY PERSONNEL	- TOTAL	8	7	1
ARMY	7	5	2	0
NAVY-MARINE CORPS	4	1	3	0
AIR FORCE	5	2	2	1
BEDS OCCUPIED BY DEPENDENTS OF OTHER UNIFORMED PERSONNEL (PHS,CG,NOAA)	- TOTAL	0	0	0
BEDS OCCUPIED BY ALL OTHER BENEFICIARIES	- TOTAL	12	15	2

Prepared by: Washington Headquarters Services  
Directorate for Information Operations and Reports

TABLE 2.1

ADMISSIONS - WORLDWIDE

QUARTER ENDING SEPTEMBER 30, 1995

FIXED MILITARY MEDICAL FACILITIES	DOD TOTAL	ARMY FACILITIES	NAVY FACILITIES	AIR FORCE FACILITIES
NUMBER OF ADMISSIONS - TOTAL	138,288	63,660	36,595	38,033
ADMISSIONS OF US ACTIVE DUTY UNIFORMED PERSONNEL - TOTAL	40,259	17,054	13,948	9,257
MILITARY - TOTAL	39,733	16,942	13,655	9,136
ARMY	16,136	14,481	629	1,026
NAVY-MARINE CORPS	14,532	1,200	12,504	828
AIR FORCE	9,065	1,261	522	7,282
OTHER UNIFORMED PERSONNEL (PHS,CG,NOAA) - TOTAL	526	112	293	121
ADMISSIONS OF RETIRED US UNIFORMED PERSONNEL - TOTAL	21,855	10,286	4,511	7,058
ADMISSIONS OF RETIRED MILITARY - TOTAL	21,618	10,222	4,409	6,987
ARMY	8,830	6,740	762	1,328
NAVY-MARINE CORPS	5,098	1,185	2,923	990
AIR FORCE	7,690	2,297	724	4,669
ADMISSIONS OF OTHER RETIRED UNIFORMED PERSONNEL (PHS,CG,NOAA) - TOTAL	237	64	102	71

Prepared by: Washington Headquarters Services  
 Directorate for Information  
 Operations and Reports

TABLE 2.1

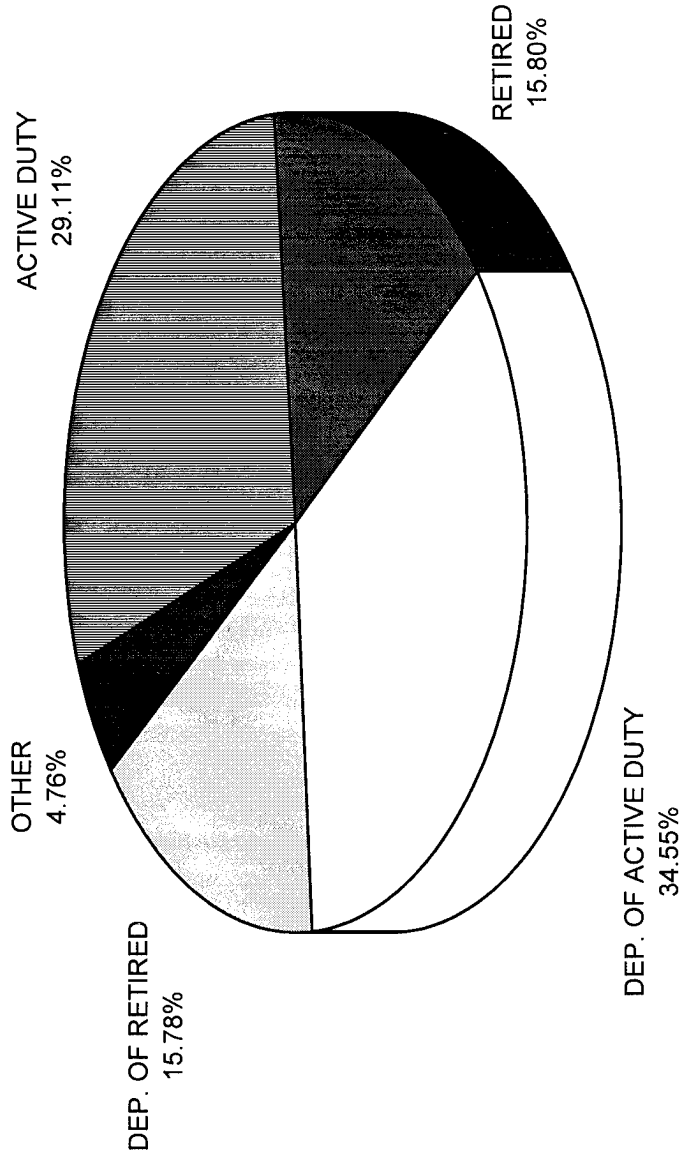
ADMISSIONS - WORLDWIDE

QUARTER ENDING SEPTEMBER 30, 1995

FIXED MILITARY MEDICAL FACILITIES	DOD TOTAL	ARMY FACILITIES	NAVY FACILITIES	AIR FORCE FACILITIES
ADMISSIONS OF DEPENDENTS OF US ACTIVE DUTY MILITARY PERSONNEL	47,780	22,530	12,800	12,450
ARMY	20,238	18,088	849	1,301
NAVY-MARINE CORPS	14,564	2,149	11,110	1,305
AIR FORCE	12,978	2,293	841	9,844
ADMISSIONS OF DEPENDENTS OF RETIRED AND DECEASED US MILITARY PERSONNEL	21,817	10,051	4,278	7,488
ARMY	9,149	6,955	726	1,468
NAVY-MARINE CORPS	5,053	1,111	2,852	1,090
AIR FORCE	7,615	1,985	700	4,930
ADMISSIONS OF DEPENDENTS OF OTHER UNIFORMED MILITARY PERSONNEL	799	182	379	238
ADMISSIONS OF ALL OTHER BENEFICIARIES	5,778	3,557	679	1,542

Prepared by: Washington Headquarters Services  
Directorate for Information  
Operations and Reports

**ADMISSIONS - WORLDWIDE SUMMARY**  
**QUARTER ENDING SEPTEMBER 30, 1995**



Prepared by: Washington Headquarters Services  
Directorate for Information  
Operations and Reports

**FIGURE 2.1**

TABLE 2.2

ADMISSIONS - UNITED STATES

QUARTER ENDING SEPTEMBER 30, 1995

FIXED MILITARY MEDICAL FACILITIES	DOD TOTAL	ARMY FACILITIES	NAVY FACILITIES	AIR FORCE FACILITIES
NUMBER OF ADMISSIONS - TOTAL	125,802	57,507	32,530	35,765
ADMISSIONS OF US ACTIVE DUTY UNIFORMED PERSONNEL - TOTAL	34,981	14,327	12,324	8,330
MILITARY - TOTAL	34,462	14,217	12,036	8,209
ARMY	13,754	12,229	559	966
NAVY-MARINE CORPS	12,972	1,109	11,116	747
AIR FORCE	7,736	879	361	6,496
OTHER UNIFORMED PERSONNEL (PHS, CG, NOAA) - TOTAL	519	110	288	121
ADMISSIONS OF RETIRED US UNIFORMED PERSONNEL - TOTAL	21,356	10,017	4,353	6,986
ADMISSIONS OF RETIRED MILITARY - TOTAL	21,123	9,955	4,253	6,915
ARMY	8,584	6,553	712	1,319
NAVY-MARINE CORPS	5,006	1,177	2,845	984
AIR FORCE	7,533	2,225	696	4,612
ADMISSIONS OF OTHER RETIRED UNIFORMED PERSONNEL (PHS, CG, NOAA) - TOTAL	233	62	100	71

Prepared by: Washington Headquarters Services  
 Directorate for Information  
 Operations and Reports

TABLE 2.2

ADMISSIONS - UNITED STATES

QUARTER ENDING SEPTEMBER 30, 1995

FIXED MILITARY MEDICAL FACILITIES	DOD TOTAL	ARMY FACILITIES	NAVY FACILITIES	AIR FORCE FACILITIES
ADMISSIONS OF DEPENDENTS OF US ACTIVE DUTY MILITARY PERSONNEL	- TOTAL	19,904	11,018	11,294
ARMY	18,171	16,139	761	1,271
NAVY-MARINE CORPS	12,980	2,046	9,703	1,231
AIR FORCE	11,065	1,719	554	8,792
ADMISSIONS OF DEPENDENTS OF RETIRED AND DECEASED US MILITARY PERSONNEL	- TOTAL	9,874	4,129	7,446
ARMY	8,967	6,833	677	1,457
NAVY-MARINE CORPS	4,962	1,097	2,784	1,081
AIR FORCE	7,520	1,944	668	4,908
ADMISSIONS OF DEPENDENTS OF OTHER UNIFORMED MILITARY PERSONNEL	- TOTAL	181	358	238
ADMISSIONS OF ALL OTHER BENEFICIARIES	- TOTAL	3,204	348	1,471

Prepared by: Washington Headquarters Services  
 Directorate for Information  
 Operations and Reports

**TABLE 2.3**  
**ADMISSIONS - OVERSEAS**  
**QUARTER ENDING SEPTEMBER 30, 1995**

FIXED MILITARY MEDICAL FACILITIES	DOD TOTAL	ARMY FACILITIES	NAVY FACILITIES	AIR FORCE FACILITIES
NUMBER OF ADMISSIONS - TOTAL	12,486	6,153	4,065	2,268
ADMISSIONS OF US ACTIVE DUTY UNIFORMED PERSONNEL - TOTAL	5,278	2,727	1,624	927
MILITARY - TOTAL	5,271	2,725	1,619	927
ARMY	2,382	2,252	70	60
NAVY-MARINE CORPS	1,560	91	1,388	81
AIR FORCE	1,329	382	161	786
OTHER UNIFORMED PERSONNEL (PHS, CG, NOAA) - TOTAL	7	2	5	0
ADMISSIONS OF RETIRED US UNIFORMED PERSONNEL - TOTAL	499	269	158	72
ADMISSIONS OF RETIRED MILITARY - TOTAL	495	267	156	72
ARMY	246	187	50	9
NAVY-MARINE CORPS	92	8	78	6
AIR FORCE	157	72	28	57
ADMISSIONS OF OTHER RETIRED UNIFORMED PERSONNEL (PHS, CG, NOAA) - TOTAL	4	2	2	0

Prepared by: Washington Headquarters Services  
Directorate for Information  
Operations and Reports

TABLE 2.3

ADMISSIONS - OVERSEAS

QUARTER ENDING SEPTEMBER 30, 1995

FIXED MILITARY MEDICAL FACILITIES	DOD TOTAL	ARMY FACILITIES	NAVY FACILITIES	AIR FORCE FACILITIES
ADMISSIONS OF DEPENDENTS OF US ACTIVE DUTY MILITARY PERSONNEL	5,564	2,626	1,782	1,156
ARMY	2,067	1,949	88	30
NAVY-MARINE CORPS	1,584	103	1,407	74
AIR FORCE	1,913	574	287	1,052
ADMISSIONS OF DEPENDENTS OF RETIRED AND DECEASED US MILITARY PERSONNEL	368	177	149	42
ARMY	182	122	49	11
NAVY-MARINE CORPS	91	14	68	9
AIR FORCE	95	41	32	22
ADMISSIONS OF DEPENDENTS OF OTHER UNIFORMED MILITARY PERSONNEL	22	1	21	0
ADMISSIONS OF ALL OTHER BENEFICIARIES	755	353	331	71

Prepared by: Washington Headquarters Services  
 Directorate for Information  
 Operations and Reports

TABLE 3.1

OUTPATIENT VISITS AND LIVE BIRTHS - WORLDWIDE

QUARTER ENDING SEPTEMBER 30, 1995

FIXED MILITARY MEDICAL FACILITIES	DOD TOTAL	ARMY FACILITIES	NAVY FACILITIES	AIR FORCE FACILITIES
NUMBER OF OUTPATIENT VISITS	- TOTAL	4,000,968	2,592,475	2,789,187
OUTPATIENT VISITS BY US ACTIVE DUTY UNIFORMED PERSONNEL	- TOTAL	1,492,296	1,160,384	871,720
MILITARY	- TOTAL	1,488,241	1,147,895	863,234
ARMY	1,477,778	1,402,741	26,628	48,409
NAVY-MARINE CORPS	1,169,044	45,429	1,104,170	19,445
AIR FORCE	852,548	40,071	17,097	795,380
OTHER UNIFORMED PERSONNEL (PHS,CG,NOAA)	- TOTAL	4,055	12,489	8,486
OUTPATIENT VISITS BY RETIRED US UNIFORMED PERSONNEL	- TOTAL	394,154	200,082	344,199
OUTPATIENT VISITS BY DEPENDENTS OF US ACTIVE DUTY UNIFORMED PERSONNEL	- TOTAL	1,323,229	876,489	1,012,788
DEPENDENTS OF MILITARY PERSONNEL	- TOTAL	1,314,810	861,831	1,003,721
ARMY	1,235,746	1,121,901	34,964	78,881
NAVY-MARINE CORPS	963,122	90,775	795,560	76,787
AIR FORCE	981,494	102,134	31,307	848,053
DEPENDENTS OF OTHER UNIFORMED PERSONNEL (PHS,CG,NOAA)	- TOTAL	8,419	14,658	9,067

Prepared by: Washington Headquarters Services  
Directorate for Information  
Operations and Reports

TABLE 3.1

OUTPATIENT VISITS AND LIVE BIRTHS - WORLDWIDE

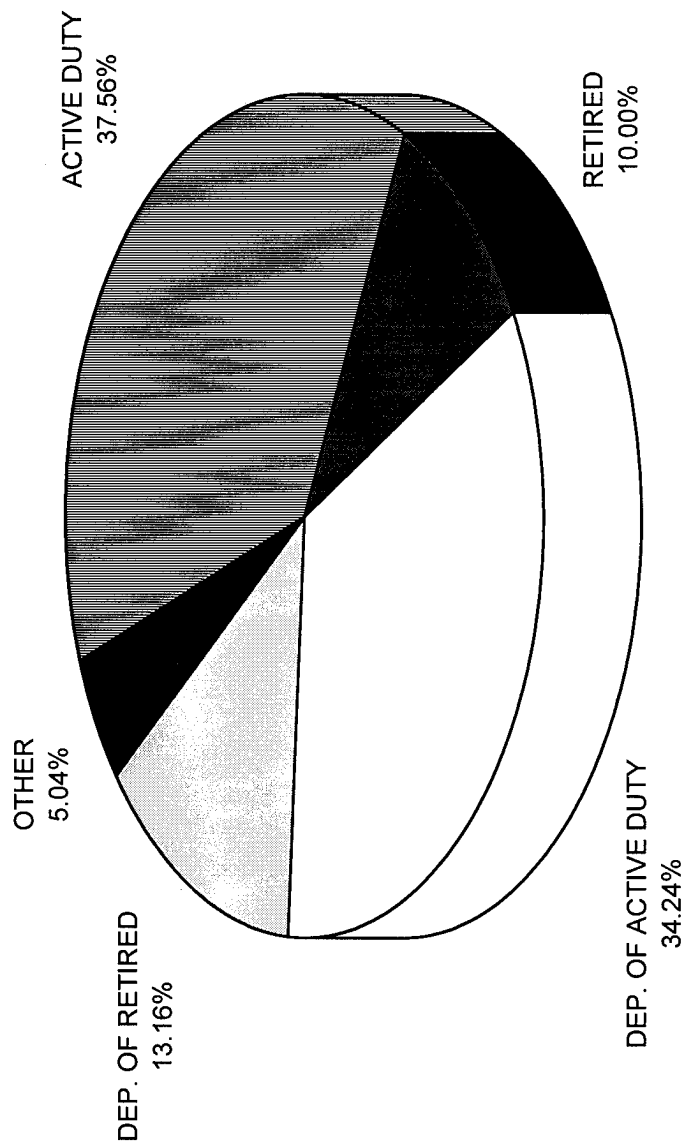
QUARTER ENDING SEPTEMBER 30, 1995

FIXED MILITARY MEDICAL FACILITIES	DOD TOTAL	ARMY FACILITIES	NAVY FACILITIES	AIR FORCE FACILITIES
OUTPATIENT VISITS BY DEPENDENTS OF RETIRED AND DECEASED US UNIFORMED PERSONNEL - TOTAL	1,234,375	531,353	239,396	463,626
OUTPATIENT VISITS BY ALL OTHER BENEFICIARIES - TOTAL	472,914	259,936	116,124	96,854
NUMBER OF LIVE BIRTHS - TOTAL	17,335	7,303	4,750	5,282

Prepared by: Washington Headquarters Services  
 Directorate for Information Operations and Reports

# OUTPATIENT VISITS - WORLDWIDE SUMMARY

## QUARTER ENDING SEPTEMBER 30, 1995



Prepared by: Washington Headquarters Services  
Directorate for Information  
Operations and Reports

FIGURE 3.1

TABLE 3.2

OUTPATIENT VISITS AND LIVE BIRTHS - UNITED STATES

QUARTER ENDING SEPTEMBER 30, 1995

FIXED MILITARY MEDICAL FACILITIES	DOD TOTAL	ARMY FACILITIES	NAVY FACILITIES	AIR FORCE FACILITIES
NUMBER OF OUTPATIENT VISITS - TOTAL	8,376,678	3,531,992	2,294,085	2,550,601
OUTPATIENT VISITS BY US ACTIVE DUTY UNIFORMED PERSONNEL - TOTAL	3,052,496	1,265,440	1,021,167	765,889
MILITARY - TOTAL	3,028,340	1,261,397	1,009,411	757,532
ARMY	1,253,825	1,188,229	22,134	43,462
NAVY-MARINE CORPS	1,031,385	41,749	975,500	14,136
AIR FORCE	743,130	31,419	11,777	699,934
OTHER UNIFORMED PERSONNEL (PHS, CG, NOAA) - TOTAL	24,156	4,043	11,756	8,357
OUTPATIENT VISITS BY RETIRED US UNIFORMED PERSONNEL - TOTAL	913,165	381,339	191,931	339,895
OUTPATIENT VISITS BY DEPENDENTS OF US ACTIVE DUTY UNIFORMED PERSONNEL - TOTAL	2,784,124	1,134,230	754,745	895,149
DEPENDENTS OF MILITARY PERSONNEL - TOTAL	2,753,710	1,125,825	741,245	886,640
ARMY	1,059,661	955,845	30,064	73,752
NAVY-MARINE CORPS	848,536	87,064	690,952	70,520
AIR FORCE	845,513	82,916	20,229	742,368
DEPENDENTS OF OTHER UNIFORMED PERSONNEL (PHS, CG, NOAA) - TOTAL	30,414	8,405	13,500	8,509

Prepared by: Washington Headquarters Services  
Directorate for Information Operations and Reports

**TABLE 3.2**  
**OUTPATIENT VISITS AND LIVE BIRTHS - UNITED STATES**

**QUARTER ENDING SEPTEMBER 30, 1995**

FIXED MILITARY MEDICAL FACILITIES	DOD TOTAL	ARMY FACILITIES	NAVY FACILITIES	AIR FORCE FACILITIES
OUTPATIENT VISITS BY DEPENDENTS OF RETIRED AND DECEASED US UNIFORMED PERSONNEL - TOTAL	1,211,703	521,827	230,447	459,429
OUTPATIENT VISITS BY ALL OTHER BENEFICIARIES - TOTAL	415,190	229,156	95,795	90,239
NUMBER OF LIVE BIRTHS - TOTAL	15,195	6,400	3,966	4,829

Prepared by: Washington Headquarters Services  
Directorate for Information  
Operations and Reports

**TABLE 3.3**  
**OUTPATIENT VISITS AND LIVE BIRTHS - OVERSEAS**  
**QUARTER ENDING SEPTEMBER 30, 1995**

FIXED MILITARY MEDICAL FACILITIES	DOD TOTAL	ARMY FACILITIES	NAVY FACILITIES	AIR FORCE FACILITIES
NUMBER OF OUTPATIENT VISITS - TOTAL	1,005,952	468,976	298,390	238,586
OUTPATIENT VISITS BY US ACTIVE DUTY UNIFORMED PERSONNEL - TOTAL	471,904	226,856	139,217	105,831
MILITARY - TOTAL	471,030	226,844	138,484	105,702
ARMY	223,953	214,512	4,494	4,947
NAVY-MARINE CORPS	137,659	3,680	128,670	5,309
AIR FORCE	109,418	8,652	5,320	95,446
OTHER UNIFORMED PERSONNEL (PHS,CG,NOAA) - TOTAL	874	12	733	129
OUTPATIENT VISITS BY RETIRED US UNIFORMED PERSONNEL - TOTAL	25,270	12,815	8,151	4,304
OUTPATIENT VISITS BY DEPENDENTS OF US ACTIVE DUTY UNIFORMED PERSONNEL - TOTAL	428,382	188,999	121,744	117,639
DEPENDENTS OF MILITARY PERSONNEL - TOTAL	426,652	188,985	120,586	117,081
ARMY	176,085	166,056	4,900	5,129
NAVY-MARINE CORPS	114,586	3,711	104,608	6,267
AIR FORCE	135,981	19,218	11,078	105,685
DEPENDENTS OF OTHER UNIFORMED PERSONNEL (PHS,CG,NOAA) - TOTAL	1,730	14	1,158	558

Prepared by: Washington Headquarters Services  
Directorate for Information  
Operations and Reports

**TABLE 3.3**  
**OUTPATIENT VISITS AND LIVE BIRTHS - OVERSEAS**

**QUARTER ENDING SEPTEMBER 30, 1995**

FIXED MILITARY MEDICAL FACILITIES	DOD TOTAL	ARMY FACILITIES	NAVY FACILITIES	AIR FORCE FACILITIES
OUTPATIENT VISITS BY DEPENDENTS OF RETIRED AND DECEASED US UNIFORMED PERSONNEL - TOTAL	22,672	9,526	8,949	4,197
OUTPATIENT VISITS BY ALL OTHER BENEFICIARIES - TOTAL	57,724	30,780	20,329	6,615
NUMBER OF LIVE BIRTHS - TOTAL	2,140	903	784	453

Prepared by: Washington Headquarters Services  
 Directorate for Information  
 Operations and Reports

**FISCAL YEAR 1995**

TABLE 4.1

OPERATING BEDS/OPERATING BASSINETS/BEDS OCCUPIED - WORLDWIDE AVERAGES

FISCAL YEAR 1995

FIXED MILITARY MEDICAL FACILITIES	DOD TOTAL	ARMY FACILITIES	NAVY FACILITIES	AIR FORCE FACILITIES
NUMBER OF OPERATING BEDS - TOTAL	9,238	3,718	3,078	2,442
NUMBER OF OPERATING BASSINETS - TOTAL	1,347	431	221	695
NUMBER OF BEDS OCCUPIED (DAILY AVERAGE (ADPL)) - TOTAL	5,831	2,878	1,411	1,540
BEDS OCCUPIED BY US ACTIVE DUTY UNIFORMED PERSONNEL - TOTAL	1,891	886	607	398
MILITARY	1,871	880	597	393
ARMY	844	744	32	67
NAVY-MARINE CORPS	655	76	543	35
AIR FORCE	372	59	21	290
OTHER UNIFORMED PERSONNEL (PHS,CG,NOAA) - TOTAL	20	5	10	4
BEDS OCCUPIED BY RETIRED US UNIFORMED PERSONNEL - TOTAL	1,156	571	226	359
RETIRED MILITARY	1,146	568	221	356
ARMY	485	374	37	74
NAVY-MARINE CORPS	269	65	150	53
AIR FORCE	391	128	34	228
OTHER RETIRED UNIFORMED PERSONNEL (PHS,CG,NOAA) - TOTAL	10	2	4	3

Prepared by: Washington Headquarters Services  
Directorate for Information  
Operations and Reports

TABLE 4.1

OPERATING BEDS/OPERATING BASSINETS/BEDS OCCUPIED - WORLDWIDE AVERAGES

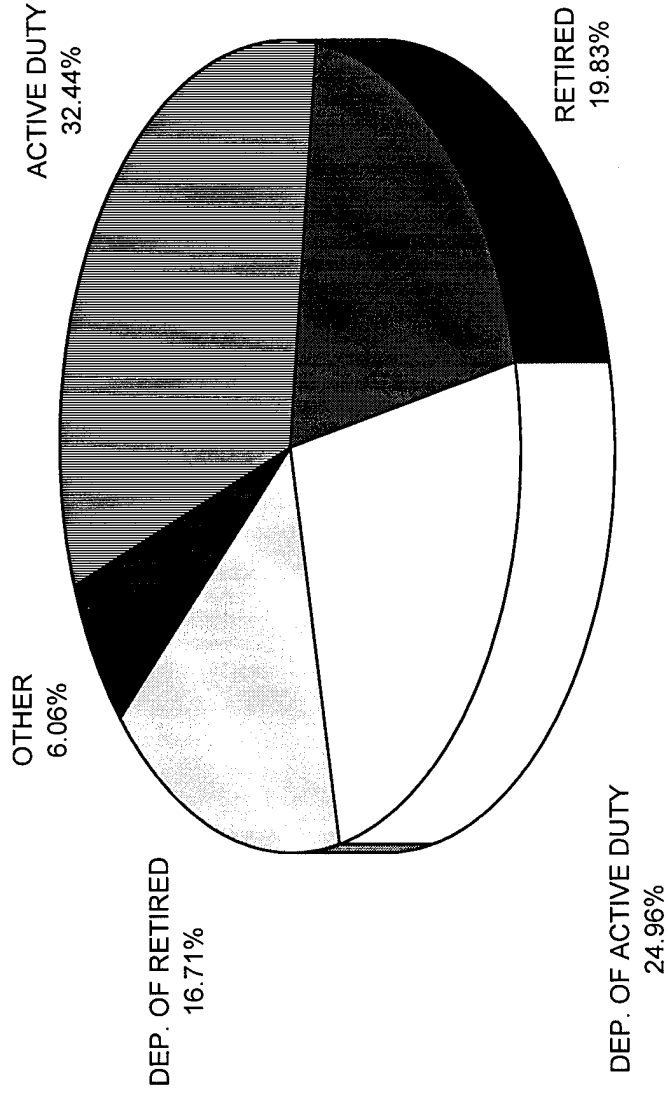
FISCAL YEAR 1995

FIXED MILITARY MEDICAL FACILITIES	DOD TOTAL	ARMY FACILITIES	NAVY FACILITIES	AIR FORCE FACILITIES
BEDS OCCUPIED BY DEPENDENTS OF US ACTIVE DUTY MILITARY PERSONNEL	- TOTAL 1,455	719	360	375
ARMY	638	570	23	45
NAVY-MARINE CORPS	422	71	309	42
AIR FORCE	394	78	28	288
BEDS OCCUPIED BY DEPENDENTS OF RETIRED AND DECEASED US MILITARY PERSONNEL	- TOTAL 974	480	172	321
ARMY	419	324	28	66
NAVY-MARINE CORPS	219	56	118	44
AIR FORCE	334	99	24	210
BEDS OCCUPIED BY DEPENDENTS OF OTHER UNIFORMED PERSONNEL (PHS, CG, NOAA)	- TOTAL 24	7	11	6
BEDS OCCUPIED BY ALL OTHER BENEFICIARIES	- TOTAL 329	214	34	80

Prepared by: Washington Headquarters Services  
Directorate for Information  
Operations and Reports

# BEDS OCCUPIED - WORLDWIDE SUMMARY (ADPL)

## FISCAL YEAR 1995



Prepared by: Washington Headquarters Services  
Directorate for Information  
Operations and Reports

FIGURE 4.1

**TABLE 5.1**  
**ADMISSIONS - WORLDWIDE**

**FISCAL YEAR 1995**

FIXED MILITARY MEDICAL FACILITIES	DOD TOTAL	ARMY FACILITIES	NAVY FACILITIES	AIR FORCE FACILITIES
NUMBER OF ADMISSIONS - TOTAL	576,000	270,264	144,226	161,510
ADMISSIONS OF US ACTIVE DUTY UNIFORMED PERSONNEL - TOTAL	167,193	73,411	53,400	40,382
MILITARY - TOTAL	164,998	72,937	52,271	39,790
ARMY	69,577	62,681	2,454	4,442
NAVY-MARINE CORPS	55,486	4,913	47,407	3,166
AIR FORCE	39,935	5,343	2,410	32,182
OTHER UNIFORMED PERSONNEL (PHS,CG,NOAA) - TOTAL	2,195	474	1,129	592
ADMISSIONS OF RETIRED US UNIFORMED PERSONNEL - TOTAL	91,950	42,679	19,302	29,969
ADMISSIONS OF RETIRED MILITARY	91,091	42,443	18,937	29,711
ARMY	37,070	28,246	3,015	5,809
NAVY-MARINE CORPS	22,069	4,859	12,977	4,233
AIR FORCE	31,952	9,338	2,945	19,669
ADMISSIONS OF OTHER RETIRED UNIFORMED PERSONNEL (PHS,CG,NOAA) - TOTAL	859	236	365	258

Prepared by: Washington Headquarters Services  
Directorate for Information  
Operations and Reports

TABLE 5.1

ADMISSIONS - WORLDWIDE

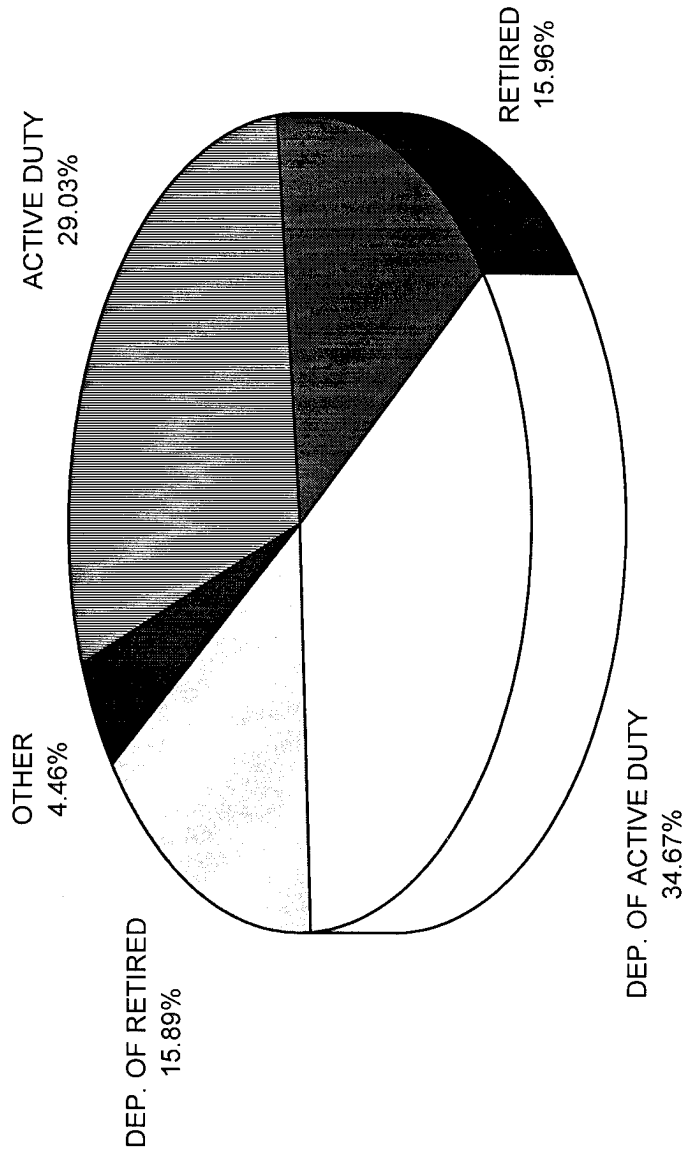
FISCAL YEAR 1995

FIXED MILITARY MEDICAL FACILITIES	DOD TOTAL	ARMY FACILITIES	NAVY FACILITIES	AIR FORCE FACILITIES
ADMISSIONS OF DEPENDENTS OF US ACTIVE DUTY MILITARY PERSONNEL	- TOTAL 199,672	97,136	50,113	52,423
ARMY	86,729	78,889	2,645	5,195
NAVY-MARINE CORPS	57,769	8,489	43,964	5,316
AIR FORCE	55,174	9,758	3,504	41,912
ADMISSIONS OF DEPENDENTS OF RETIRED AND DECEASED US MILITARY PERSONNEL	- TOTAL 91,524	42,001	17,578	31,945
ARMY	38,236	29,044	2,846	6,346
NAVY-MARINE CORPS	21,250	4,601	12,170	4,479
AIR FORCE	32,038	8,356	2,562	21,120
ADMISSIONS OF DEPENDENTS OF OTHER UNIFORMED MILITARY PERSONNEL	- TOTAL 2,917	816	1,221	880
ADMISSIONS OF ALL OTHER BENEFICIARIES	- TOTAL 22,744	14,221	2,612	5,911

Prepared by: Washington Headquarters Services  
Directorate for Information  
Operations and Reports

# ADMISSIONS - WORLDWIDE SUMMARY

## FISCAL YEAR 1995



Prepared by: Washington Headquarters Services  
Directorate for Information  
Operations and Reports

FIGURE 5.1

TABLE 6.1

OUTPATIENT VISITS AND LIVE BIRTHS - WORLDWIDE

FISCAL YEAR 1995

FIXED MILITARY MEDICAL FACILITIES	DOD TOTAL	ARMY FACILITIES	NAVY FACILITIES	AIR FORCE FACILITIES
NUMBER OF OUTPATIENT VISITS - TOTAL	39,690,107	16,788,194	10,897,790	12,004,123
OUTPATIENT VISITS BY US ACTIVE DUTY UNIFORMED PERSONNEL - TOTAL	14,762,995	6,297,541	4,776,508	3,688,946
MILITARY - TOTAL	14,665,880	6,280,254	4,722,977	3,662,649
ARMY	6,241,221	5,924,470	108,364	208,387
NAVY-MARINE CORPS	4,860,695	181,292	4,541,891	137,512
AIR FORCE	3,563,964	174,492	72,722	3,316,750
OTHER UNIFORMED PERSONNEL (PHS,CG,NOAA) - TOTAL	97,115	17,287	53,531	26,297
OUTPATIENT VISITS BY RETIRED US UNIFORMED PERSONNEL - TOTAL	4,027,494	1,671,294	859,669	1,496,531
OUTPATIENT VISITS BY DEPENDENTS OF US ACTIVE DUTY UNIFORMED PERSONNEL - TOTAL	13,810,854	5,647,898	3,712,125	4,450,831
DEPENDENTS OF MILITARY PERSONNEL - TOTAL	13,674,799	5,612,437	3,651,384	4,410,978
ARMY	5,330,894	4,848,764	145,876	336,254
NAVY-MARINE CORPS	4,063,575	369,260	3,372,952	321,363
AIR FORCE	4,280,330	394,413	132,556	3,753,361
DEPENDENTS OF OTHER UNIFORMED PERSONNEL (PHS,CG,NOAA) - TOTAL	136,055	35,461	60,741	39,853

Prepared by: Washington Headquarters Services  
 Directorate for Information  
 Operations and Reports

TABLE 6.1

OUTPATIENT VISITS AND LIVE BIRTHS - WORLDWIDE

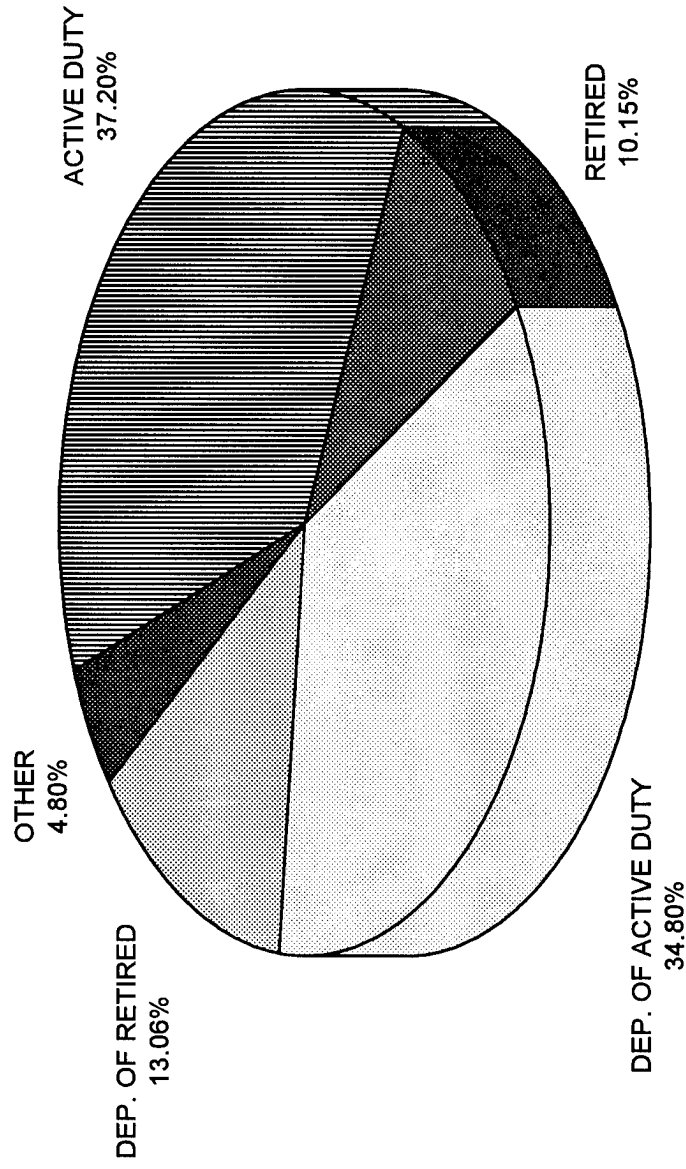
FISCAL YEAR 1995

FIXED MILITARY MEDICAL FACILITIES	DOD TOTAL	ARMY FACILITIES	NAVY FACILITIES	AIR FORCE FACILITIES
OUTPATIENT VISITS BY DEPENDENTS OF RETIRED AND DECEASED US UNIFORMED PERSONNEL - TOTAL	5,183,767	2,199,338	1,007,181	1,977,248
OUTPATIENT VISITS BY ALL OTHER BENEFICIARIES - TOTAL	1,904,997	972,123	542,307	390,567
NUMBER OF LIVE BIRTHS - TOTAL	67,277	28,752	18,804	19,721

Prepared by: Washington Headquarters Services  
Directorate for Information  
Operations and Reports

# OUTPATIENT VISITS - WORLDWIDE SUMMARY

FISCAL YEAR 1995



Prepared by: Washington Headquarters Services  
Directorate for Information  
Operations and Reports

FIGURE 6.1

## **FIVE YEAR COMPARISON**

TABLE 7.1

OPERATING BEDS/OPERATING BASSINETS/BEDS OCCUPIED - WORLDWIDE AVERAGES

FIVE YEAR COMPARISON

FIXED MILITARY MEDICAL FACILITIES	TOTALS BY FISCAL YEAR				
	1991	1992	1993	1994	1995
NUMBER OF OPERATING BEDS - TOTAL	15,844	13,570	12,504	10,296	9,238
NUMBER OF OPERATING BASSINETS - TOTAL	1,775	1,698	1,701	1,486	1,347
NUMBER OF BEDS OCCUPIED (DAILY AVERAGE (ADPL)) - TOTAL	10,215*	9,311**	7,776**	6,641	5,831
BEDS OCCUPIED BY US ACTIVE DUTY UNIFORMED PERSONNEL - TOTAL	4,075	3,353	2,655	2,186	1,891
MILITARY - TOTAL	4,043	3,325	2,631	2,163	1,871
ARMY	2,002	1,484	1,139	953	844
NAVY-MARINE CORPS	1,216	1,137	933	742	655
AIR FORCE	825	704	558	467	372
OTHER UNIFORMED PERSONNEL (PHS,CG,NOAA) - TOTAL	31	28	23	22	20
BEDS OCCUPIED BY RETIRED US UNIFORMED PERSONNEL - TOTAL	1,794	1,804	1,545	1,319	1,156
RETIRED MILITARY - TOTAL	1,780	1,789	1,531	1,307	1,146
ARMY	767	756	651	545	485
NAVY-MARINE CORPS	412	413	358	318	269
AIR FORCE	600	619	521	444	391
OTHER RETIRED UNIFORMED PERSONNEL (PHS,CG,NOAA) - TOTAL	14	15	14	11	10

\*Army and Navy bassinets are included in this figure.

\*\*Army bassinets are included in this figure.

Prepared by: Washington Headquarters Services  
Directorate for Information  
Operations and Reports

TABLE 7.1

OPERATING BEDS/OPERATING BASSINETS/BEDS OCCUPIED - WORLDWIDE AVERAGES

FIVE YEAR COMPARISON

FIXED MILITARY MEDICAL FACILITIES	TOTALS BY FISCAL YEAR				
	1991	1992	1993	1994	1995
BEDS OCCUPIED BY DEPENDENTS OF US ACTIVE DUTY MILITARY PERSONNEL	2,395	2,282	1,933	1,695	1,455
ARMY	1,081	1,020	839	741	638
NAVY-MARINE CORPS	623	598	540	489	422
AIR FORCE	690	663	554	464	394
BEDS OCCUPIED BY DEPENDENTS OF RETIRED AND DECEASED US MILITARY PERSONNEL	1,402	1,439	1,261	1,096	974
ARMY	601	615	541	461	419
NAVY-MARINE CORPS	308	319	287	253	219
AIR FORCE	492	505	432	380	334
BEDS OCCUPIED BY DEPENDENTS OF OTHER UNIFORMED PERSONNEL (PHS,CG,NOAA)	33	33	31	25	24
BEDS OCCUPIED BY ALL OTHER BENEFICIARIES	515	398	349	319	329

Prepared by: Washington Headquarters Services  
Directorate for Information  
Operations and Reports

# BEDS OCCUPIED - WORLDWIDE SUMMARY (ADPL)

## FIVE YEAR COMPARISON



Prepared by: Washington Headquarters Services  
 Directorate for Information  
 Operations and Reports

FIGURE 7.1

**TABLE 8.1**  
**ADMISSIONS - WORLDWIDE**  
**FIVE YEAR COMPARISON**

	TOTALS BY FISCAL YEAR				
	1991	1992	1993	1994	1995
<b>FIXED MILITARY MEDICAL FACILITIES</b>					
NUMBER OF ADMISSIONS - TOTAL	764,945*	742,287**	680,634 **	628,991	576,000
ADMISSIONS OF US ACTIVE DUTY UNIFORMED PERSONNEL	268,477	232,144	204,260	185,517	167,193
MILITARY	266,112	229,728	201,944	183,197	164,998
ARMY	126,289	101,685	86,516	77,075	69,577
NAVY-MARINE CORPS	77,571	70,705	64,879	59,997	55,486
AIR FORCE	62,252	57,338	50,549	46,125	39,935
OTHER UNIFORMED PERSONNEL (PHS,CG,NOAA) - TOTAL	2,365	2,416	2,316	2,320	2,195
ADMISSIONS OF RETIRED US UNIFORMED PERSONNEL - TOTAL	104,938	112,431	107,156	97,597	91,950
ADMISSIONS OF RETIRED MILITARY	104,061	111,432	106,168	96,629	91,091
ARMY	45,077	46,968	44,378	39,044	37,070
NAVY-MARINE CORPS	23,400	25,773	24,975	23,662	22,069
AIR FORCE	35,584	38,691	36,815	33,923	31,952
ADMISSIONS OF OTHER RETIRED UNIFORMED PERSONNEL (PHS,CG,NOAA) - TOTAL	877	999	988	968	859

\*Army and Navy live births are included in this figure.

\*\*Army live births are included in this figure.

Prepared by: Washington Headquarters Services  
Directorate for Information  
Operations and Reports

TABLE 8.1


ADMISSIONS - WORLDWIDE  
FIVE YEAR COMPARISON

FIXED MILITARY MEDICAL FACILITIES	TOTALS BY FISCAL YEAR				
	1991	1992	1993	1994	1995
ADMISSIONS OF DEPENDENTS OF US ACTIVE DUTY MILITARY PERSONNEL	258,927	260,714	237,357	223,000	199,672
ARMY	110,680	115,728	101,974	97,208	86,729
NAVY-MARINE CORPS	71,208	69,043	66,956	63,609	57,769
AIR FORCE	77,039	75,943	68,427	62,183	55,174
ADMISSIONS OF DEPENDENTS OF RETIRED AND DECEASED US MILITARY PERSONNEL	100,303	107,399	104,068	96,933	91,524
ARMY	42,624	45,424	43,723	39,654	38,236
NAVY-MARINE CORPS	22,565	24,200	23,801	22,969	21,250
AIR FORCE	35,114	37,775	36,544	34,310	32,038
ADMISSIONS OF DEPENDENTS OF OTHER UNIFORMED MILITARY PERSONNEL	3,077	3,230	3,381	3,125	2,917
ADMISSIONS OF ALL OTHER BENEFICIARIES	29,223	26,369	24,412	22,819	22,744

Prepared by: Washington Headquarters Services  
Directorate for Information  
Operations and Reports

# ADMISSIONS - WORLDWIDE SUMMARY

## FIVE YEAR COMPARISON



Prepared by: Washington Headquarters Services  
Directorate for Information  
Operations and Reports

FIGURE 8.1

TABLE 9.1

OUTPATIENT VISITS AND LIVE BIRTHS - WORLDWIDE

FIVE YEAR COMPARISON

FIXED MILITARY MEDICAL FACILITIES	TOTALS BY FISCAL YEAR				
	1991	1992	1993	1994	1995
NUMBER OF OUTPATIENT VISITS	47,685,131	47,465,213	44,274,756	42,536,955	39,690,107
OUTPATIENT VISITS BY US ACTIVE DUTY UNIFORMED PERSONNEL	18,820,144	18,282,227	16,775,160	15,970,202	14,762,995
MILITARY	18,740,941	18,194,772	16,688,740	15,879,571	14,665,880
ARMY	8,324,745	8,012,317	7,049,582	6,750,823	6,241,221
NAVY-MARINE CORPS	5,649,573	5,595,606	5,478,513	5,273,263	4,860,695
AIR FORCE	4,766,623	4,586,849	4,160,645	3,855,485	3,563,964
OTHER UNIFORMED PERSONNEL (PHS, CG, NOAA)	79,203	87,455	86,420	90,631	97,115
OUTPATIENT VISITS BY RETIRED US UNIFORMED PERSONNEL	4,279,375	4,532,371	4,413,373	4,248,190	4,027,494
OUTPATIENT VISITS BY DEPENDENTS OF US ACTIVE DUTY UNIFORMED PERSONNEL	16,603,379	16,604,065	15,377,192	14,849,410	13,810,854
DEPENDENTS OF MILITARY PERSONNEL	16,475,910	16,472,363	15,236,180	14,709,453	13,674,799
ARMY	6,880,142	6,808,145	6,099,465	5,660,032	5,330,894
NAVY-MARINE CORPS	3,730,520	3,868,747	3,888,891	4,275,045	4,063,575
AIR FORCE	5,865,248	5,795,471	5,247,824	4,774,376	4,280,330
DEPENDENTS OF OTHER UNIFORMED PERSONNEL (PHS, CG, NOAA)	127,469	131,702	141,012	139,957	136,055

Prepared by: Washington Headquarters Services  
Directorate for Information  
Operations and Reports

TABLE 9.1

OUTPATIENT VISITS AND LIVE BIRTHS - WORLDWIDE

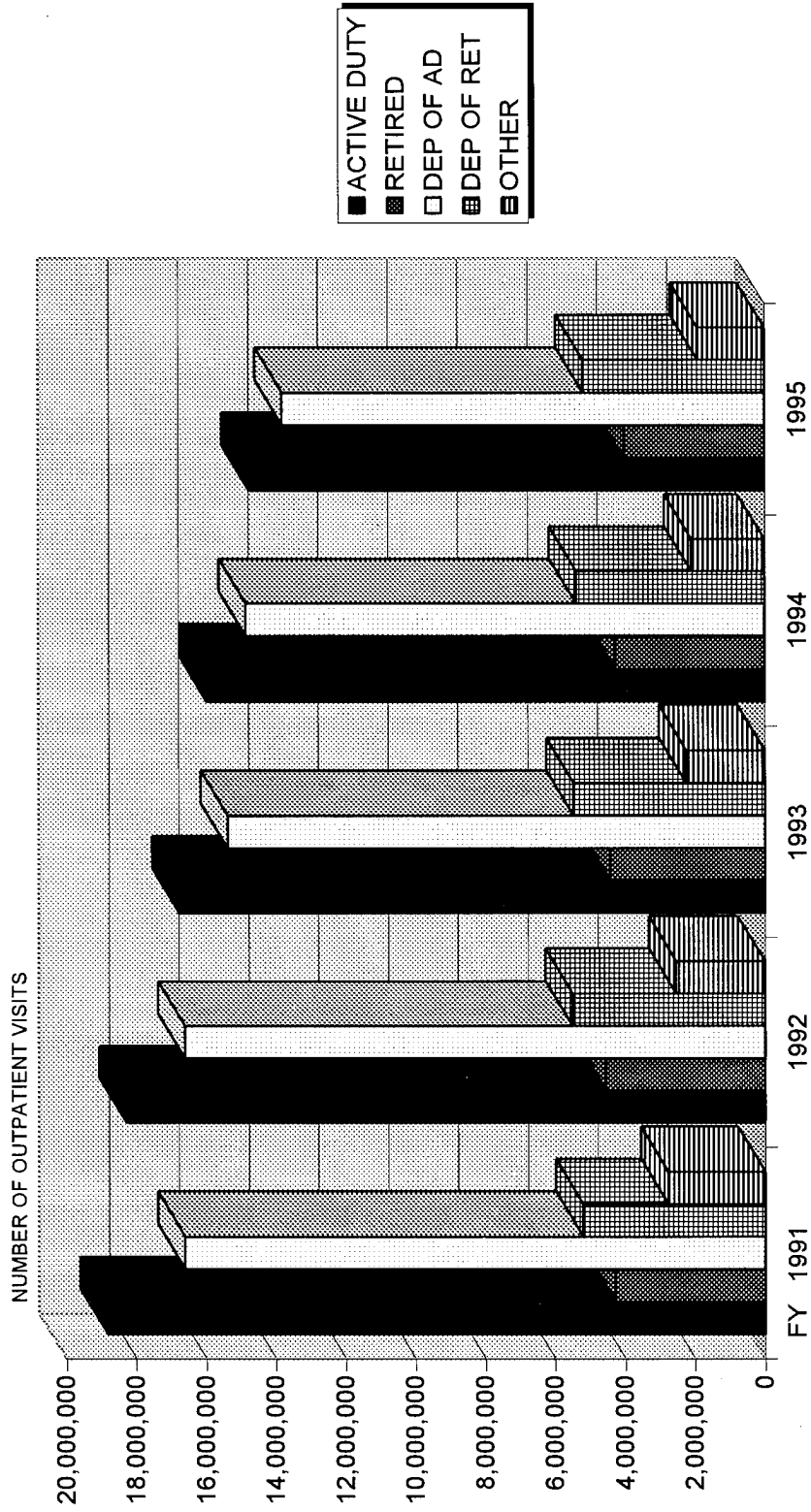
FIVE YEAR COMPARISON

FIXED MILITARY MEDICAL FACILITIES	TOTALS BY FISCAL YEAR				
	1991	1992	1993	1994	1995
OUTPATIENT VISITS BY DEPENDENTS OF RETIRED AND DECEASED US UNIFORMED PERSONNEL - TOTAL	5,205,969	5,504,491	5,464,571	5,379,809	5,183,767
OUTPATIENT VISITS BY ALL OTHER BENEFICIARIES - TOTAL	2,776,264	2,542,059	2,244,460	2,089,344	1,904,997
NUMBER OF LIVE BIRTHS - TOTAL	86,239	86,806	78,318	74,928	67,277

Prepared by: Washington Headquarters Services  
Directorate for Information  
Operations and Reports

# OUTPATIENT VISITS - WORLDWIDE SUMMARY

## FIVE YEAR COMPARISON



Prepared by: Washington Headquarters Services  
Directorate for Information  
Operations and Reports

FIGURE 9.1

## GLOSSARY

**Admission.** An act of placing an individual under treatment or observation in a hospital. The day of admission is the day on which the hospital makes a formal acceptance of the patient who is to be provided with room, board, and continuous nursing service in the area of the hospital where patients normally stay at least overnight. While the admission of a newborn is deemed to occur at time of birth, these neonates are reported separately and excluded from the admission data.

**Average Daily Patient Load (ADPL).** Average number of inpatients in the hospital and receiving care each day during a reported period. Included are patients on pass or liberty not in excess of 72 hours and patients admitted and discharged on the same day. Excluded are newborns, patients on convalescent leave, and patients authorized to subside out. ADPL is calculated by dividing the number of occupied bed days during the period by the total number of days in the reported period.

**Bassinets Day.** A day spent in the newborn nursery by a healthy infant. This excludes days spent by infants in equipment referred to as a bassinet on any pediatric nursing unit, pediatric intensive care unit, or other nursing unit.

**Live Births.** The complete expulsion or extraction from a mother of a product of conception, irrespective of the duration of pregnancy, which, after such separation, breathes or shows any other evidence of life such as heartbeat, umbilical cord pulsation, or definite movement of voluntary muscles, whether or not the umbilical cord has been cut or the placenta is attached. Heartbeats are to be distinguished from transient cardiac contractors; respirations are to be distinguished from fleeting respiratory efforts or gasps.

**Operating Bed.** Accommodation in a functioning medical treatment facility that is currently set up and ready in all respects for the care of a patient. It must include supporting space, equipment, medical material, ancillary and support services, and staff to operate under normal circumstances. Excluded are transient patient beds, bassinets, incubators, labor beds, and recovery beds.

**Outpatient Visit.** A hospital program for the performance of elective surgical procedures on patients who are not admitted to the hospital as inpatients.