


Department of Defense

ATLAS/DATA ABSTRACT FOR THE UNITED STATES AND SELECTED AREAS

FISCAL YEAR 1995



OSD
DEFENSE INFORMATION HEADQUARTERS
SERVICES



19960419 151

DTIC QUALITY INSPECTED 1



DIRECTORATE FOR INFORMATION
OPERATIONS AND REPORTS (DIOR)

Department of Defense

**ATLAS/DATA ABSTRACT
FOR THE UNITED STATES
AND SELECTED AREAS**

Fiscal Year 1995

*Issued Annually by
Washington Headquarters Services
Directorate for Information
Operations and Reports*

FOR SALE BY THE SUPERINTENDENT OF DOCUMENTS
U.S. GOVERNMENT PRINTING OFFICE
WASHINGTON, DC 20402-9371
Telephone: (202) 512-1800

DTIC and NTIS identification number for this publication is DIOR/L03-95.

DISTRIBUTION STATEMENT A

Approved for public release;
Distribution Unlimited

TABLE OF CONTENTS

	Page
INTRODUCTION	2
 MAPS AND STATISTICAL SUMMARIES	
DoD Estimated Payroll, Contracts, and Grants by State/Area	8
Statistical Abstract for the United States	11

State/Area	Map No.	
Alabama (AL)	1	12
Alaska (AK)	2	14
Arizona (AZ)	3	16
Arkansas (AR)	4	18
California (CA)	5	20
Los Angeles Area	5a	23
San Diego Area	5b	24
San Francisco Area	5c	25
Colorado (CO)	6	26
Connecticut (CT)	7	28
Delaware (DE)	8	30
District of Columbia (DC)	9	32
Florida (FL)	10	34
Georgia (GA)	11	36
Hawaii (HI)	12	38
Idaho (ID)	13	40
Illinois (IL)	14	42
Indiana (IN)	15	44
Iowa (IA)	16	46
Kansas (KS)	17	48
Kentucky (KY)	18	50
Louisiana (LA)	19	52
Maine (ME)	20	54
Maryland (MD)	21	56
Suburban Maryland	21a	59
Massachusetts (MA)	22	60
Michigan (MI)	23	62
Minnesota (MN)	24	64
Mississippi (MS)	25	66
Missouri (MO)	26	68
Montana (MT)	27	70
Nebraska (NE)	28	72
Nevada (NV)	29	74
New Hampshire (NH)	30	76
New Jersey (NJ)	31	78
New Mexico (NM)	32	80
New York (NY)	33	82
North Carolina (NC)	34	84
North Dakota (ND)	35	86
Ohio (OH)	36	88

TABLE OF CONTENTS (Continued)

State/Area	Map No.	Page
Oklahoma (OK).....	37	90
Oregon (OR).....	38	92
Pennsylvania (PA).....	39	94
Rhode Island (RI).....	40	96
South Carolina (SC).....	41	98
South Dakota (SD).....	42	100
Tennessee (TN).....	43	102
Texas (TX).....	44	104
Utah (UT).....	45	106
Vermont (VT).....	46	108
Virginia (VA).....	47	110
Norfolk Area.....	47a	112
Northern Virginia Area.....	47b	113
Washington (WA).....	48	114
West Virginia (WV).....	49	116
Wisconsin (WI).....	50	118
Wyoming (WY).....	51	120
Guam.....	52	122
Puerto Rico.....	53	124
Australia.....	54	126
Belgium.....	55	128
Bermuda.....	56	130
Canada.....	57	132
Egypt.....	58	134
Germany.....	59	136
Greece.....	60	138
Iceland.....	61	140
Italy.....	62	142
Japan.....	63	144
Korea.....	64	146
Netherlands.....	65	148
Panama.....	66	150
Philippines.....	67	152
Portugal.....	68	154
Saudi Arabia.....	69	156
Spain.....	70	158
Turkey.....	71	160
United Kingdom.....	72	162

INTRODUCTION

The expenditures shown in this publication are not all inclusive. Additional information on total operational costs in selected foreign countries are available in applicable DoD Comptroller Budget Exhibits.

INTRODUCTION

BACKGROUND

From 1955 to 1982, the Department of Defense (DoD) published the *Map Book of Major Military Installations*. This book gave DoD managers a convenient reference to locate major military installations in the United States. In the late 1970's, officials in the Office of the Secretary of Defense suggested that the geography information in the *Map Book* be combined with the financial and personnel data so that a wide range of information about DoD would be available in a single publication. A prototype of this new book, in 1981, resulted in the first *Atlas/State Data Abstract*, in 1982, and included geographic, financial, and personnel information for the fifty states. The 1984 edition was expanded to include selected U.S. Territories and Possessions, and the 1986 edition added selected foreign countries.

ATLAS

The *Atlas/Data Abstract for the United States and Selected Areas* includes information on DoD military and civilian work force strength levels, payroll outlays, grants, and prime contracts over \$25,000, by state, District of Columbia (DC), Guam, Puerto Rico, and selected foreign countries. The information is presented with statistical tables on the right hand pages and corresponding maps on the facing pages.

In the first set of tables, personnel and expenditure totals are displayed for DoD, Army, Navy and Marine Corps, Air Force, and Other Defense Activities. The personnel part of this set contains a breakdown of active duty military, civilian, and Reserve and National Guard for the fifty states, DC, Guam, and Puerto Rico. The foreign countries show military and civilian dependent information instead of Reserve and National Guard personnel figures. The expenditures part of this set is broken down by payroll outlays, grants, and prime contracts over \$25,000, and subsets of these categories as applicable.

In the next set of tables, the top ten major locations of expenditures and personnel are shown in descending order. These locations are depicted on the maps on the corresponding facing pages. These tables are not included in the selected foreign countries since location information is not collected.

In the remaining two tables, contract awards over \$25,000 for the last three fiscal years and the top five contractors with their major areas of work are depicted for each state or country.

COVERAGE

The information in the *Atlas* pertains to the Department of Defense, which includes the Departments of the Army, Navy, Air Force, and the category "Other Defense Organizations." This category includes the Office of the Secretary of Defense, Joint Chiefs of Staff, Inspector General (DoD), U.S. Court of Military Appeals, Uniformed Services University of the Health Sciences, Defense Agencies, and the Defense Field Activities. All information shown is as of September 30, 1995.

PERSONNEL

Personnel data include total active duty military, direct hire civilian, Reserve and National Guard (fifty states, DC, Guam, and Puerto Rico), and military and civilian dependents (foreign countries).

Active Duty Military

The active duty military personnel counts include those based ashore and exclude those temporarily shore-based, in a transient status, or afloat. As of September 30, 1995, 244,895 military personnel were excluded based on these categories. Reserve/National Guard personnel called to active duty under Title 10, United States Code 12304, are not included in the active duty military personnel counts.

There are a few cases where personnel are reported by the parent installation and shown there instead of their actual operating location. There are also cases where personnel on temporary duty as of September 30, 1995, are reported at the installation where they are temporarily assigned. In using this publication, please be aware that cases such as the foregoing can occur.

Civilian

Included in the *Atlas* are U.S. citizen and foreign national direct hire civilians. Excluded are all indirect hire civilians and a small number of direct hire civilians formerly exempt from Office of Management and Budget ceiling control, such as Summer Aids, Stay-in-School Program employees, and participants in the Cooperative Education Program. As of September 30, 1995, the excludable strengths for these categories of civilian employees were: 42,336 indirect hire civilians and 2,697 direct hire civilians.

Although personnel assigned to military functions account for more than 96% of the DoD civilian work force, we have included strength data on civilian personnel involved in civil functions of the United States. As of September 30, 1995, there were 28,973 employees of the Army Corps of Engineers, 106 Army cemetery employees, and one Air Force employee, all assigned to civil functions.

Reserve and National Guard

The Reserve and National Guard personnel figures include only the Ready Reserve, which consists of the Selected Reserve, the Individual Ready Reserve, and the Inactive National Guard. Personnel in the Selected Reserve are distributed to the capital city of the state in which their duty is performed. Personnel in the Individual Ready Reserve and Inactive National Guard are distributed according to capital city of their state of residence.

Military and U.S. Civilian Dependents

Included in the foreign countries of the *Atlas* are counts of military and U.S. civilian dependents. Military figures include both command and non-command sponsored dependents. Dependents are defined as spouse, children, parents, and other persons related by blood, marriage, or adoption, and any person recognized as a dependent by the appropriate DoD Component.

EXPENDITURES

The expenditures in the *Atlas* are not all inclusive. Additional information on total operational costs for foreign countries are available in applicable DoD Comptroller Budget Exhibits.

Payroll Outlays

For civilians, active duty military, and reserves, payroll outlays represent the gross earnings of these personnel for services rendered to the Government and cash allowances for benefits. Excluded from these outlays are the employer's share of employee benefits, accrued military retirement benefits, and most of the permanent change of station costs. Payroll outlays for retired military, including reserves, represent the direct compensation to those personnel.

For purposes of this publication, payroll outlays have been allocated, to the best of our ability, to the actual location of the person being compensated. In most cases, the outlays are actual payroll calculations at the location of the personnel being compensated. In some cases, the outlays have been prorated from a central paying office to remote locations. In other cases where it is not possible to prorate, the outlays are reported at the location of the finance office issuing the checks. This could mean, for example, that military and civilian pay for the same installation may be reported at different locations if they are paid by different finance offices. Also, payroll outlays for military personnel who are temporarily shore-based or afloat are reported at their home port. Therefore, in using this publication, please be aware that anomalies of these types can occur.

Prime Contracts

Prime contract awards include obligations for those contract actions over \$25,000 only. Contractual obligations for less than \$25,000, such as small purchases, are reported in summary form and are not attributable to locations or major areas of work.

In reporting contract awards, there can be deobligations (credit actions) as well as obligations (debit actions). An example of this would be where a contract had to be terminated. Although rare, this can result in a net credit for a particular location in a given fiscal year, but will be a positive result over time. Net credits are shown as negative amounts. Similarly, the amount of prime contract dollars for a major area of work can exceed the total amount for a given prime contractor. This occurs when there is a large deobligation on another contract for the same contractor.

Prime contracts are generally reported at the location where the work is performed. For example, if a contractor is located in Nevada and wins a construction job in Utah, the contract will be reported in Utah. However, there are exceptions, such as when contract work is performed at various plants or locations, the contract is reported to the location where the largest dollar amount of work will be performed. Another exception is in contracts for transportation and communications services where the place of performance is the location of the contractor's home office. Furthermore, for purchases from wholesale or other distribution firms, the place of performance is the distributor's business address and not the place where the products or goods were manufactured.

Grants

Included under the "Grants" expenditure category, introduced with the 1995 edition of the *Atlas*, are financial data related to obligations of funds by grants, cooperative agreements, or other nonprocurement instruments. Obligations of any dollar value are listed at the location reported as the place of performance.

MAPS

The maps are displayed on the facing pages of the statistical tables and show where major payroll, grant, and contract expenditures are incurred and major concentrations of military and civilian personnel are located, or both. Locations are included if they show major expenditures for the current year, or any one year in the past three years. Also included are all major military installations, regardless of expenditures or numbers of personnel, with the exception of public works centers and installations dedicated to reserve activities, unless expenditures or numbers of personnel caused these activities to be listed as major installations. To reduce congestion on the California maps, installations with less than 1,000 military and civilian personnel have been excluded. The maps of foreign countries show selected places for geographical reference only. Expenditure information is reported at the country level and apportionment by place is not possible.

Beginning with the 1993 edition of the *Atlas*, major military installations within the United States, closed as a result of the base closure review and recommendation process, are shown with their actual closure dates in the following sample format: (6/93-C). Foreign bases are removed from applicable maps when all of their facilities are returned to the host nation.

INTERNET AVAILABILITY

Information presented in the *Atlas* is available on the DefenseLINK, a World Wide Web server on the Internet, at the following address: <http://web1.whs.osd.mil/mmids/pubs.htm>.

MAPS AND STATISTICAL SUMMARIES

**DoD EST. PAYROLL, CONTRACTS, AND GRANTS BY STATE/AREA
(THOUSANDS OF DOLLARS)
FISCAL YEAR 1995**

State	Civilian Pay	Military Active Duty Pay	Reserve & National Guard Pay	Retired Military Pay	Total Compensation	Civil Functions Contracts	Military Functions Contracts	Total Contracts	Grants
Alabama	762,397	496,734	222,810	700,701	2,182,642	75,866	1,806,060	1,881,926	29,250
Alaska	169,684	539,956	35,320	98,823	843,783	20,528	532,598	553,126	14,120
Arizona	316,182	606,419	76,970	753,527	1,753,098	18,357	2,420,007	2,438,364	49,995
Arkansas	122,739	146,310	73,119	345,708	687,876	27,039	196,434	223,473	6,235
California	3,961,337	5,055,303	385,125	3,506,669	12,908,434	340,718	17,936,590	18,277,308	327,709
Colorado	474,006	842,990	148,186	749,542	2,214,724	63,471	2,196,991	2,260,462	25,528
Connecticut	197,837	248,948	53,943	156,204	656,932	19,278	2,698,743	2,718,021	21,827
Delaware	51,046	126,953	37,515	90,671	306,185	3,013	117,254	120,267	13,950
District of Columbia	656,276	442,571	44,154	50,489	1,193,490	55,846	1,043,632	1,099,478	53,671
Florida	1,157,525	2,062,537	178,548	2,913,673	6,312,283	94,552	6,121,620	6,216,172	91,538
Georgia	1,163,104	1,799,946	224,167	1,027,328	4,214,545	56,991	3,460,350	3,517,341	38,307
Hawaii	707,938	1,276,720	55,000	226,685	2,266,343	6,804	666,837	673,641	55,412
Idaho	53,423	103,020	35,944	142,228	334,615	20,464	76,439	96,903	10,415
Illinois	574,697	751,152	145,903	426,866	1,898,618	135,497	1,015,386	1,150,883	69,066
Indiana	557,507	40,898	218,263	259,878	1,076,546	27,021	1,220,124	1,247,145	39,782
Iowa	50,124	13,125	73,285	113,885	250,419	33,197	403,322	436,419	13,126
Kansas	198,860	556,555	93,765	264,021	1,113,201	8,663	848,005	856,668	8,957
Kentucky	399,689	935,142	81,681	294,442	1,710,954	36,965	524,250	561,215	3,762
Louisiana	289,609	524,216	131,072	391,603	1,336,500	171,099	859,673	1,030,772	15,794
Maine	235,970	112,071	44,492	151,590	544,123	1,590	709,087	710,677	8,581
Maryland	1,497,661	887,917	138,424	732,256	3,256,258	35,364	4,456,937	4,492,301	81,758
Massachusetts	338,281	114,494	139,403	280,938	873,116	52,506	4,793,730	4,846,236	121,843
Michigan	322,502	50,075	145,249	298,837	816,663	45,565	1,242,421	1,287,986	69,111
Minnesota	97,124	27,386	123,060	178,406	425,976	51,194	1,066,105	1,117,299	83,367
Mississippi	355,015	447,944	134,590	318,079	1,255,628	104,425	1,442,989	1,547,414	30,956
Missouri	577,496	381,778	184,601	437,349	1,581,224	75,129	5,772,367	5,847,496	33,374
Montana	38,814	112,333	30,919	92,244	274,310	2,167	131,512	133,679	4,536
Nebraska	118,678	294,045	43,785	187,283	643,791	14,701	271,807	286,508	7,182
Nevada	72,358	258,297	22,826	353,287	706,768	7,341	208,913	216,254	3,486
New Hampshire	52,179	20,016	24,531	144,986	241,712	736	503,418	504,154	7,783
New Jersey	728,573	282,247	116,220	317,150	1,444,190	120,501	2,823,948	2,944,449	42,775
New Mexico	301,897	438,021	36,805	341,185	1,117,908	12,417	644,216	656,633	17,979
New York	472,231	502,957	219,343	418,491	1,613,022	32,600	3,505,898	3,538,498	92,770
North Carolina	610,599	2,163,708	135,944	964,757	3,875,008	31,795	1,322,556	1,354,351	38,769
North Dakota	76,719	247,856	36,074	42,186	402,835	3,964	122,654	126,618	6,821
Ohio	1,348,794	362,025	159,648	522,032	2,392,499	22,274	2,561,002	2,583,276	46,394
Oklahoma	662,759	821,065	98,811	450,601	2,033,236	10,691	718,801	729,492	29,615
Oregon	101,186	30,747	75,979	295,422	503,334	31,843	104,946	136,789	40,512
Pennsylvania	1,426,344	187,908	281,676	599,056	2,494,984	60,448	2,944,502	3,004,950	152,649
Rhode Island	181,730	135,948	30,833	90,110	438,621	3,025	385,257	388,282	14,570
South Carolina	465,728	1,007,373	148,504	716,925	2,338,530	27,985	979,458	1,007,443	40,573
South Dakota	38,992	120,635	26,872	66,373	252,872	25,183	103,432	128,615	4,273
Tennessee	200,847	188,484	134,272	554,801	1,078,404	53,224	1,037,409	1,090,633	27,131
Texas	1,749,021	2,990,094	276,572	2,724,265	7,739,952	111,808	8,908,379	9,020,187	168,096
Utah	475,760	155,746	74,407	161,964	867,877	4,662	474,461	479,323	22,846
Vermont	20,261	5,187	33,253	42,013	100,714	1,387	205,903	207,290	2,996
Virginia	4,225,503	4,702,668	126,870	2,226,300	11,281,341	79,896	12,057,815	12,137,711	105,480
Washington	1,066,594	1,423,368	142,485	1,022,199	3,654,646	76,369	2,233,084	2,309,453	44,390
West Virginia	59,403	17,942	50,661	117,283	245,289	101,885	101,506	203,391	12,764
Wisconsin	115,166	27,209	112,499	178,729	433,603	20,673	495,263	515,936	33,819
Wyoming	33,456	100,710	16,773	55,331	206,270	1,194	90,588	91,782	8,685
Total U. S.	29,931,621	35,187,749	5,681,151	27,595,371	96,395,892	2,440,111	106,564,679	109,004,790	2,294,328

Prepared by: Washington Headquarters Services
Directorate for Information
Operations and Reports

**DoD EST. PAYROLL, CONTRACTS, AND GRANTS BY STATE/AREA
(THOUSANDS OF DOLLARS)
FISCAL YEAR 1995**

Place	Civilian Pay	Military Active Duty Pay	Reserve & National Guard Pay	Retired Military Pay	Total Compensation	Civil Functions Contracts	Military Functions Contracts	Total Contracts	Grants
Guam	138,596	197,632	2,858	24,058	363,144	46	122,201	122,247	356
Puerto Rico	97,045	77,673	91,499	70,329	336,546	24,066	230,516	254,582	11,130
Other Possessions	17,778	127,721	258	4,586	150,343	28,632	297,445	326,077	578
Total Possessions	253,419	403,026	94,615	98,973	850,033	52,744	650,162	702,906	12,064
Australia	465	13,884	0	7,113	21,462	0	14,503	14,503	805
Belgium	23,747	66,243	0	4,811	94,801	0	38,912	38,912	0
Bermuda	4,940	6,596	0	604	12,140	0	5,248	5,248	0
Canada	3,177	10,524	0	9,510	23,211	483	171,349	171,832	3,753
Egypt	4,742	31,048	0	910	36,700	0	77,300	77,300	20
Germany	692,182	2,158,751	10,556	128,446	2,989,935	236	875,436	875,672	282
Greece	2,461	13,154	0	3,783	19,398	0	68,023	68,023	129
Iceland	45,907	62,762	0	475	109,144	0	53,460	53,460	0
Italy	171,195	421,816	0	12,661	605,672	0	323,438	323,438	190
Japan	249,653	1,623,723	0	33,859	1,907,235	44	728,601	728,645	124
Korea	381,808	972,074	0	20,127	1,374,009	0	523,939	523,939	0
Netherlands	11,108	24,754	0	3,653	39,515	85	56,963	57,048	570
Panama	160,070	222,223	2,048	9,526	393,867	678	69,194	69,872	0
Philippines	218	5,633	0	46,644	52,495	0	1,378	1,378	0
Portugal	22,544	29,567	0	997	53,108	0	24,560	24,560	0
Saudi Arabia	11,613	36,796	0	19,334	67,743	0	386,528	386,528	0
Spain	16,750	92,243	0	11,724	120,717	0	94,572	94,572	65
Turkey	27,892	104,156	0	2,700	134,748	0	205,992	205,992	0
United Kingdom	93,098	438,447	968	42,543	575,056	0	464,051	464,051	2,313
Other Nations	34,814	234,922	8,699	43,600	322,035	4,424	3,654,168	3,658,592	3,767
Total Foreign	1,958,384	6,569,316	22,271	403,020	8,952,991	5,950	7,837,615	7,843,565	12,018

Prepared by: Washington Headquarters Services
Directorate for Information
Operations and Reports

UNITED STATES - TOTAL

FISCAL YEAR 1995

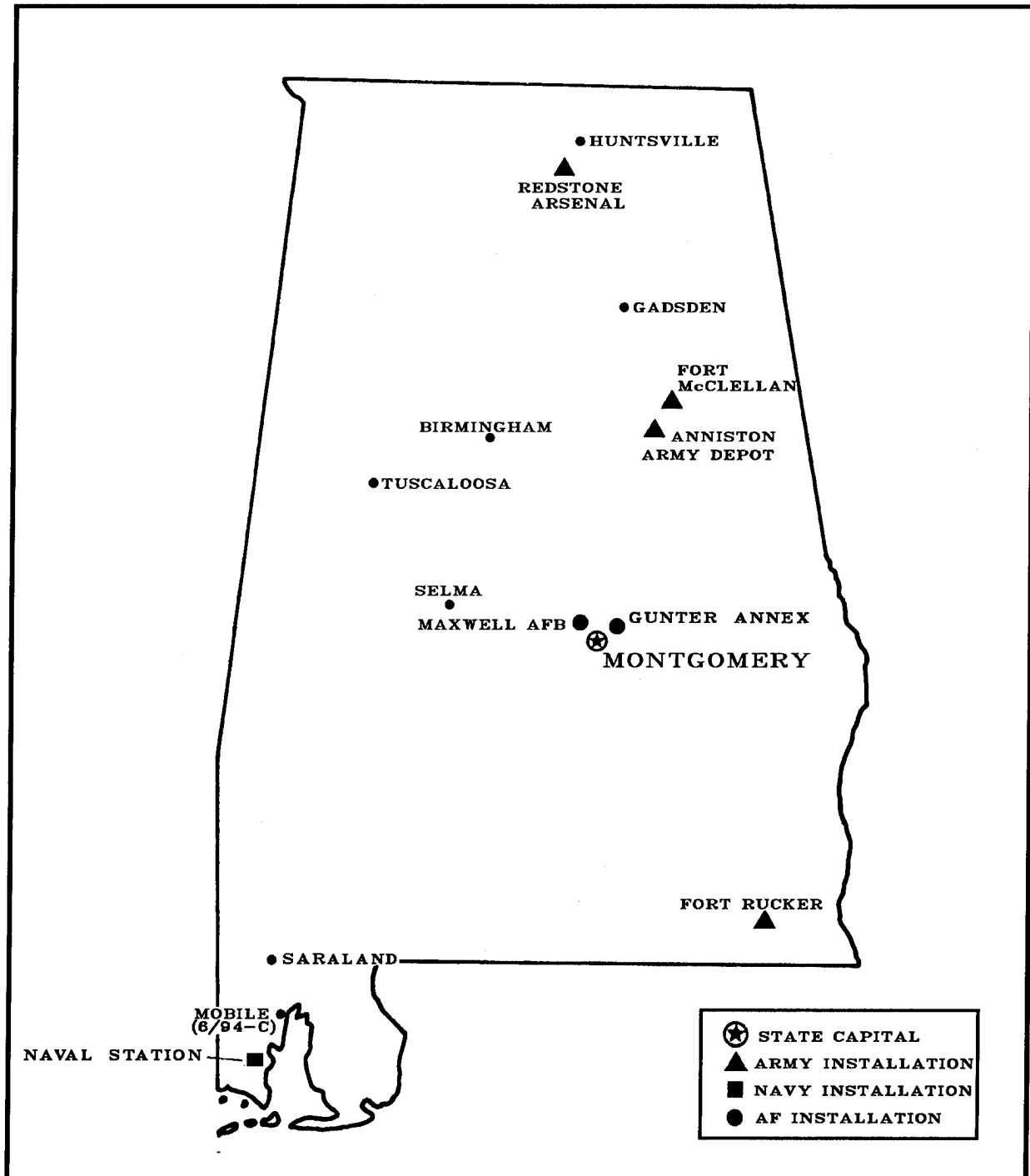
(DOLLARS IN THOUSANDS)

Personnel/Expenditures	Total	Army	Navy & Marine Corps	Air Force	Other Defense Activities		
I. Personnel - Total	3,391,246	1,612,099	890,545	764,693	123,909		
Active Duty Military	1,085,473	408,268	340,569	336,636	0		
Civilian	767,907	246,116	225,835	172,047	123,909		
Reserve & National Guard	1,537,866	957,715	324,141	256,010	0		
II. Expenditures - Total	\$209,695,010	\$59,477,477	\$70,773,457	\$62,321,661	\$17,122,415		
A. Payroll Outlays - Total	98,395,892	31,415,651	33,294,162	28,618,739	5,067,340		
Active Duty Military Pay	35,187,749	10,681,405	14,176,346	10,329,998	0		
Civilian Pay	29,931,621	8,074,120	10,120,064	6,670,097	5,067,340		
Reserve & National Guard Pay	5,681,151	3,902,113	661,422	1,117,616	0		
Retired Military Pay	27,595,371	8,758,013	8,336,330	10,501,028	0		
B. Contracts Over \$25,000 - Total	109,004,790	27,290,170	36,900,622	33,399,389	11,414,609		
Supply and Equipment Contracts	46,470,807	8,962,341	16,353,731	14,004,574	7,150,161		
RDT&E Contracts	21,266,358	5,022,448	5,924,134	9,234,857	1,084,919		
Service Contracts	34,981,366	8,347,397	13,502,472	9,954,306	3,177,191		
Construction Contracts	3,846,148	2,517,873	1,120,285	205,652	2,338		
Civil Function Contracts	2,440,111	2,440,111	0	0	0		
C. Grants	2,294,328	771,656	578,673	303,533	640,466		
Major Locations of Expenditures	Expenditures			Major Locations of Personnel	Military and Civilian Personnel		
	Total	Payroll Outlays	Grants/Contracts		Total	Active Duty Military	Civilian
St. Louis, MO	\$5,770,417	\$390,727	\$5,379,690	Fort Hood, TX	48,517	44,684	3,833
San Diego, CA	5,279,603	2,606,212	2,673,391	Fort Bragg, NC	44,854	38,879	5,975
Newport News, VA	4,217,499	438,992	3,778,507	Arlington, VA	40,789	15,963	24,826
Arlington, VA	3,482,607	2,285,045	1,197,562	Camp Lejeune, NC	37,047	34,197	2,850
Norfolk, VA	3,398,637	2,579,790	818,847	San Diego, CA	36,497	23,518	12,979
Fort Worth, TX	3,342,593	190,076	3,152,517	Camp Pendleton, CA	30,372	27,948	2,424
Long Beach, CA	2,562,673	261,012	2,301,661	Norfolk, VA	30,148	16,166	13,982
Marietta, GA	2,348,560	92,291	2,256,269	Fort Campbell, KY	26,090	23,019	3,071
Washington, DC	2,346,638	1,193,490	1,153,148	Washington, DC	24,815	11,628	13,187
Sunnyvale, CA	2,222,376	96,036	2,126,340	Fort Benning, GA	23,187	18,466	4,721
Prime Contracts Over \$25,000 (Prior Three Years)	Total	Army	Navy & Marine Corps	Air Force	Other Defense Activities		
Fiscal Year 1994	\$110,315,952	\$26,844,118	\$35,111,816	\$37,062,028	\$11,297,990		
Fiscal Year 1993	114,145,419	27,790,320	37,354,460	36,834,288	12,166,351		
Fiscal Year 1992	112,284,649	28,386,656	38,369,184	33,946,290	11,582,519		
Top Five Contractors Receiving the Largest Dollar Volume of Prime Contract Awards in the United States	Total Amount	Major Area of Work					
		FSC or Service Code Description		Amount			
1. LOCKHEED MARTIN CORPORATION	\$10,452,785	Aircraft Fixed Wing		\$2,303,248			
2. MCDONNELL DOUGLAS CORPORATION	8,017,252	Aircraft Fixed Wing		4,513,678			
3. TENNECO INC	3,709,810	Aircraft Carriers		2,994,787			
4. GENERAL MOTORS CORPORATION	2,972,884	Guided Missiles		494,790			
5. NORTHROP GRUMMAN CORPORATION	2,910,557	Aircraft Fixed Wing		726,328			
Total of Above	\$28,063,288	(25.7% of total awards over \$25,000)					

Prepared by: Washington Headquarters Services
Directorate for Information
Operations and Reports

MAP NO. 1

ALABAMA



Prepared by: Washington Headquarters Services
Directorate for Information
Operations and Reports

ALABAMA

FISCAL YEAR 1995

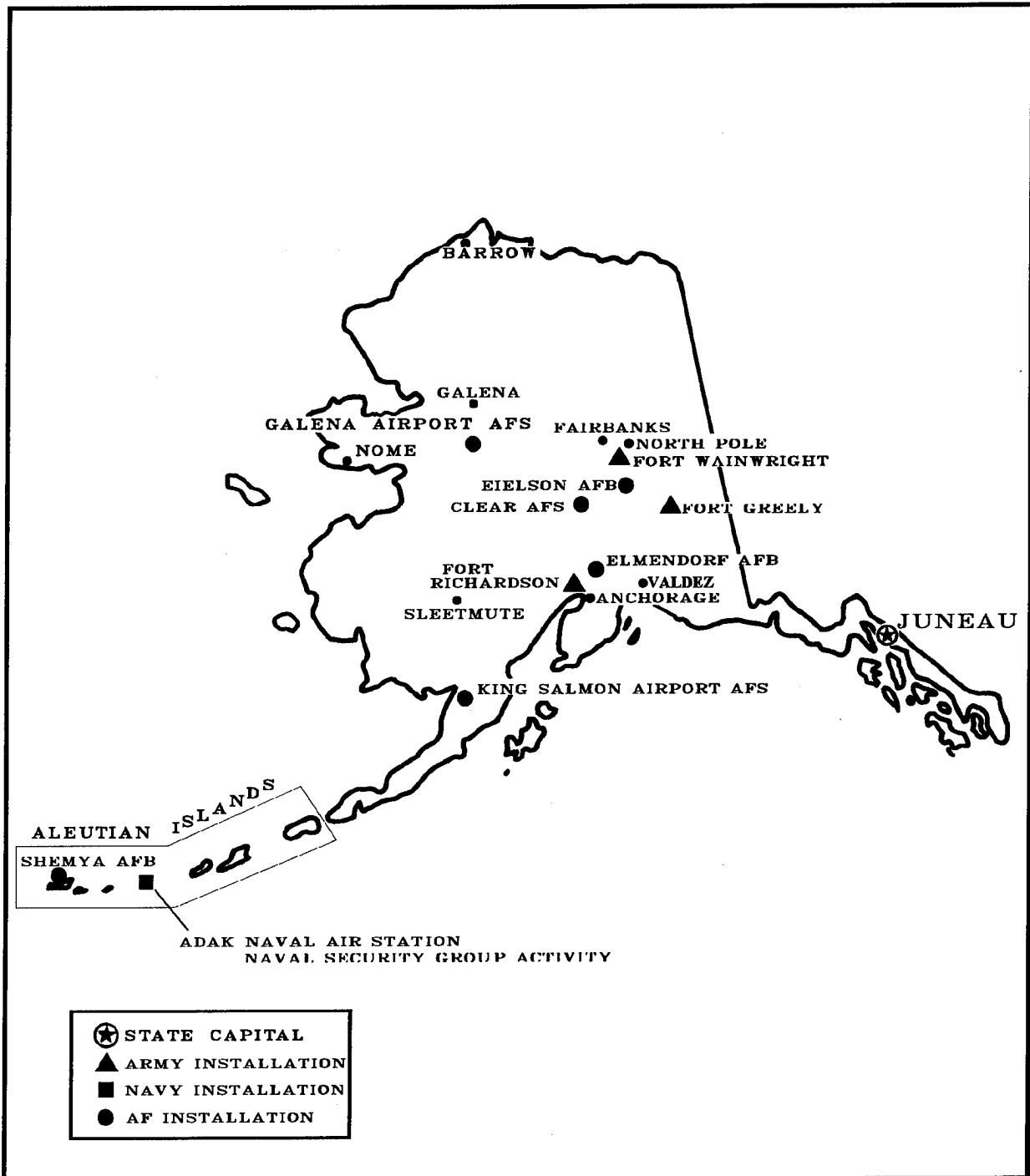
(DOLLARS IN THOUSANDS)

Personnel/Expenditures	Total	Army	Navy & Marine Corps	Air Force	Other Defense Activities		
I. Personnel - Total	81,896	60,026	6,580	13,165	2,125		
Active Duty Military	15,000	8,791	1,035	5,174	0		
Civilian	22,969	17,952	93	2,799	2,125		
Reserve & National Guard	43,927	33,283	5,452	5,192	0		
II. Expenditures - Total	\$4,093,818	\$2,647,383	\$299,887	\$820,002	\$326,546		
A. Payroll Outlays - Total	2,182,642	1,402,105	149,255	558,244	73,038		
Active Duty Military Pay	496,734	291,843	26,408	178,483	0		
Civilian Pay	762,397	578,394	3,380	107,585	73,038		
Reserve & National Guard Pay	222,810	188,531	10,271	24,008	0		
Retired Military Pay	700,701	343,337	109,196	248,168	0		
B. Contracts Over \$25,000 - Total	1,881,926	1,225,745	148,129	260,478	247,574		
Supply and Equipment Contracts	430,491	144,813	52,677	69,035	163,966		
RDT&E Contracts	611,327	512,608	4,915	26,511	67,293		
Service Contracts	688,661	417,146	90,268	164,932	16,315		
Construction Contracts	75,581	75,312	269	0	0		
Civil Function Contracts	75,866	75,866	0	0	0		
C. Grants	29,250	19,533	2,503	1,280	5,934		
Major Locations of Expenditures	Expenditures			Major Locations of Personnel	Military and Civilian Personnel		
	Total	Payroll Outlays	Grants/Contracts		Total	Active Duty Military	Civilian
Huntsville	\$1,080,479	\$158,033	\$922,446	Redstone Arsenal	9,306	1,547	7,759
Montgomery	476,816	342,979	133,837	Fort Rucker	7,009	4,599	2,410
Fort Rucker	450,890	282,155	168,735	Maxwell AFB	5,143	3,429	1,714
Redstone Arsenal	390,819	287,897	102,922	Fort McClellan	3,627	2,497	1,130
Birmingham	168,975	66,104	102,871	Anniston	3,224	12	3,212
Anniston	162,190	129,889	32,301	Huntsville	2,779	182	2,597
Fort McClellan	154,999	123,222	31,777	Gunter Annex	2,371	1,411	960
Mobile	122,636	57,553	65,083	Montgomery	1,342	639	703
Gunter Annex	104,868	88,881	15,987	Mobile	1,094	64	1,030
Saraland	52,432	1,342	51,090	Birmingham	899	311	588
Prime Contracts Over \$25,000 (Prior Three Years)	Total	Army	Navy & Marine Corps	Air Force	Other Defense Activities		
Fiscal Year 1994	\$1,673,089	\$1,024,383	\$158,370	\$280,917	\$209,419		
Fiscal Year 1993	1,744,313	1,174,022	166,617	292,684	110,990		
Fiscal Year 1992	1,949,201	1,388,854	136,389	277,198	146,760		
Top Five Contractors Receiving the Largest Dollar Volume of Prime Contract Awards in this State	Total Amount	Major Area of Work					
		FSC or Service Code Description	Amount				
1. NICHOLS RESEARCH CORPORATION	\$115,837	RDTE/Other Defense-Exploratory Development	\$48,536				
2. INTERGRAPH CORPORATION	91,982	Computer Aided Design/Computer Aided Mfg S	49,292				
3. DYNACORP	90,000	Maint & Repair of Eq/Aircraft Structural C	90,176				
4. TELEDYNE INC	86,761	RDTE/Missile and Space Systems-Advanced De	59,588				
5. PRECISION STANDARD INC	78,099	Maint & Repair of Eq/Aircraft Structural C	70,626				
Total of Above	\$462,679	(24.6% of total awards over \$25,000)					

Prepared by: Washington Headquarters Services
Directorate for Information
Operations and Reports

MAP NO. 2

ALASKA



Prepared by: Washington Headquarters Services
Directorate for Information
Operations and Reports

ALASKA

FISCAL YEAR 1995

(DOLLARS IN THOUSANDS)

Personnel/Expenditures	Total	Army	Navy & Marine Corps	Air Force	Other Defense Activities
I. Personnel - Total	29,558	14,250	1,543	13,399	366
Active Duty Military	17,771	7,312	911	9,548	0
Civilian	4,460	2,640	75	1,379	366
Reserve & National Guard	7,327	4,298	557	2,472	0
II. Expenditures - Total	\$1,411,029	\$576,335	\$54,901	\$626,685	\$153,108
A. Payroll Outlays - Total	843,783	334,887	41,935	454,107	12,854
Active Duty Military Pay	539,956	190,154	27,893	321,909	0
Civilian Pay	169,684	86,649	4,071	66,110	12,854
Reserve & National Guard Pay	35,320	23,065	1,032	11,223	0
Retired Military Pay	98,823	35,019	8,939	54,865	0
B. Contracts Over \$25,000 - Total	553,126	228,827	11,889	172,419	139,991
Supply and Equipment Contracts	88,155	2,793	264	6,624	78,474
RDI&E Contracts	2,436	2,241	195	0	0
Service Contracts	328,434	92,266	10,949	163,702	61,517
Construction Contracts	113,573	110,999	481	2,093	0
Civil Function Contracts	20,528	20,528	0	0	0
C. Grants	14,120	12,621	1,077	159	263

Major Locations of Expenditures	Expenditures			Major Locations of Personnel	Military and Civilian Personnel		
	Total	Payroll Outlays	Grants/Contracts		Total	Active Duty Military	Civilian
Elmendorf AFB	\$415,285	\$277,320	\$137,965	Elmendorf AFB	7,871	6,597	1,274
Anchorage	181,278	82,784	98,494	Fort Wainwright	5,045	4,230	815
Fort Wainwright	168,526	137,725	30,801	Fort Richardson	4,136	2,879	1,257
Fort Richardson	160,995	122,936	38,059	Eielson AFB	3,210	2,819	391
Eielson AFB	148,320	106,346	41,974	Adak NAS	855	796	59
Adak NAS	27,675	27,002	673	Anchorage	569	221	348
Fairbanks	27,308	15,538	11,770	Fort Greely	432	206	226
Clear AFS	26,455	2,145	24,310	Fairbanks	38	7	31
Valdez	21,481	193	21,288	Juneau	26	13	13
King Salmon Airport	20,150	0	20,150	None	13	0	13

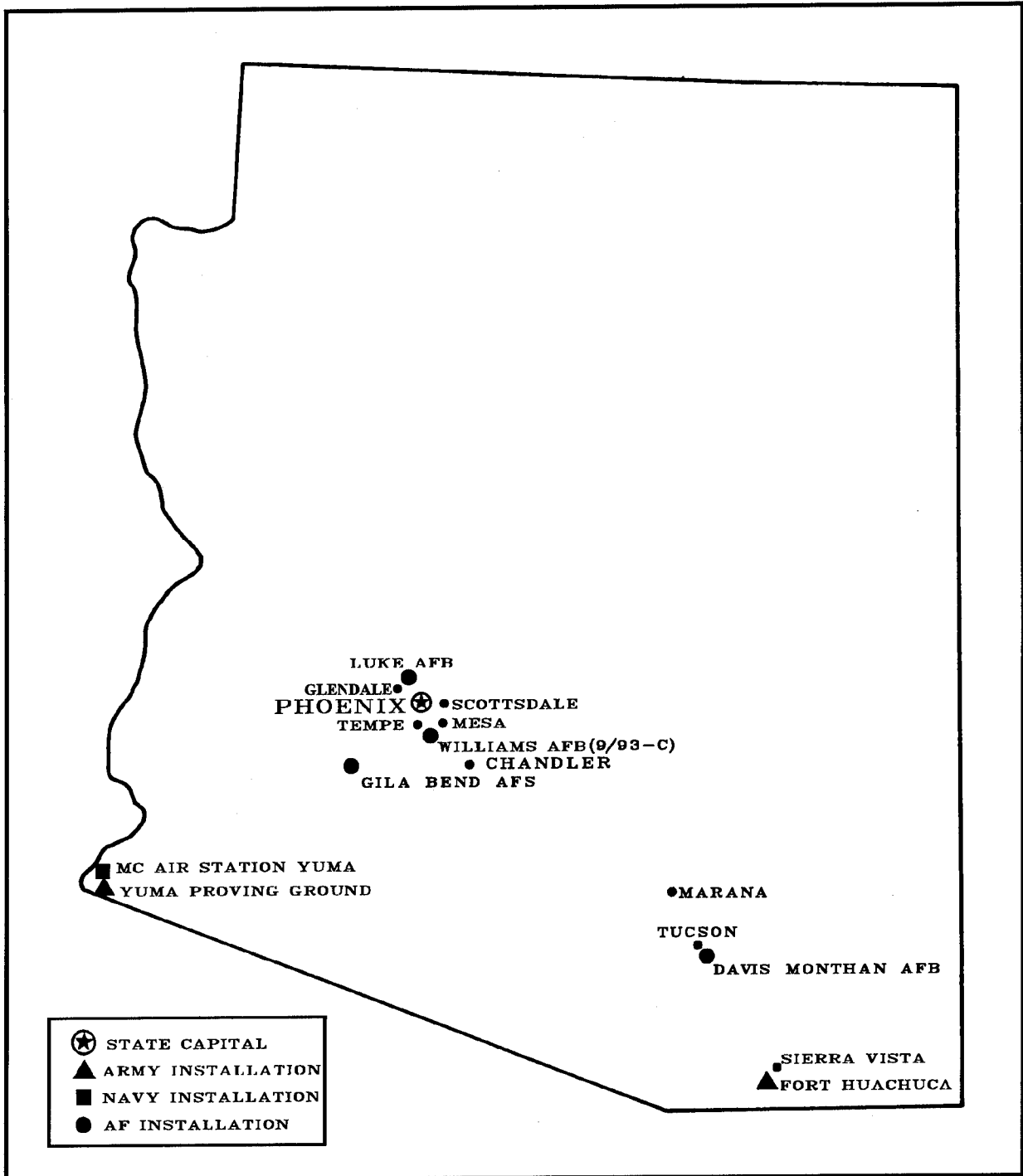
Prime Contracts Over \$25,000 (Prior Three Years)	Total	Army	Navy & Marine Corps	Air Force	Other Defense Activities
Fiscal Year 1994	\$627,272	\$269,292	\$32,886	\$172,475	\$152,619
Fiscal Year 1993	554,331	230,056	34,795	145,902	143,578
Fiscal Year 1992	385,307	51,249	29,348	176,965	127,745

Top Five Contractors Receiving the Largest Dollar Volume of Prime Contract Awards in this State	Total Amount	Major Area of Work	
		FSC or Service Code Description	Amount
1. MORTENSON M A COMPANIES	\$51,439	Other Miscellaneous Buildings	\$51,439
2. PACIFICORP	41,528	Other ADP & Telecommunication Services	41,528
3. ARCTIC SLOPE REGIONAL CORP	39,838	Liquid Propellants & Fuel, Petroleum Base	30,176
4. PIQUINIQ MANAGEMENT CORPORATION	36,610	Operation/Radar & Navigational Facilities	27,963
5. IIT CORPORATION	22,539	Operation/Radar & Navigational Facilities	22,539
Total of Above	\$193,954	(35.1% of total awards over \$25,000)	

Prepared by: Washington Headquarters Services
Directorate for Information
Operations and Reports

MAP NO. 3

ARIZONA



Prepared by: Washington Headquarters Services
Directorate for Information
Operations and Reports

ARIZONA

FISCAL YEAR 1995

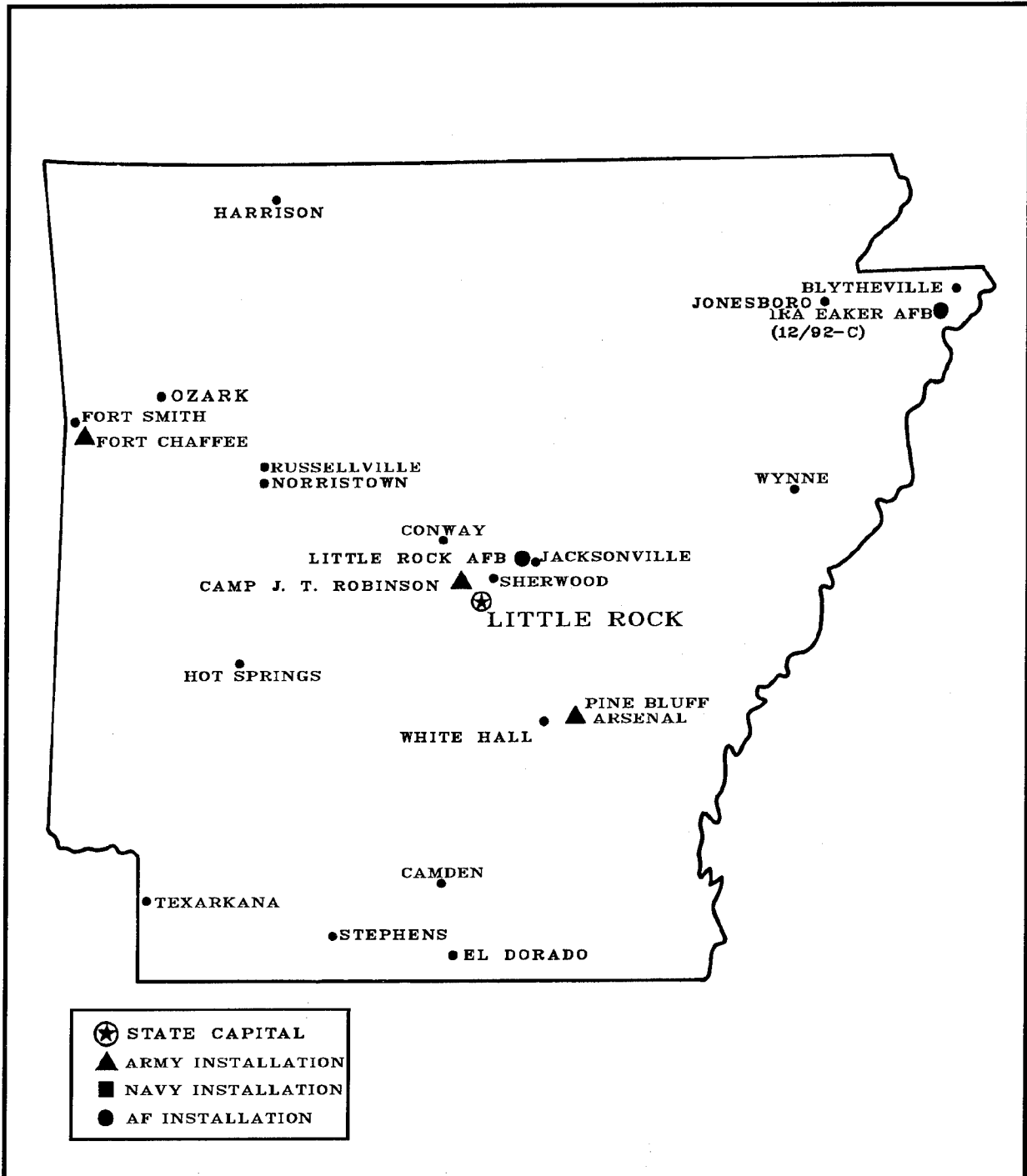
(DOLLARS IN THOUSANDS)

Personnel/Expenditures	Total	Army	Navy & Marine Corps	Air Force	Other Defense Activities		
I. Personnel - Total	54,709	22,081	9,781	21,637	1,210		
Active Duty Military	22,033	5,582	4,571	11,880	0		
Civilian	9,251	3,971	433	3,637	1,210		
Reserve & National Guard	23,425	12,528	4,777	6,120	0		
II. Expenditures - Total	\$4,241,457	\$1,507,484	\$1,163,766	\$1,472,950	\$97,257		
A. Payroll Outlays - Total	1,753,098	542,766	275,650	888,861	45,821		
Active Duty Military Pay	606,419	145,145	103,842	357,432	0		
Civilian Pay	316,182	130,334	16,746	123,281	45,821		
Reserve & National Guard Pay	76,970	47,999	7,248	21,723	0		
Retired Military Pay	753,527	219,288	147,814	386,425	0		
B. Contracts Over \$25,000 - Total	2,438,364	934,914	878,914	575,109	49,427		
Supply and Equipment Contracts	1,517,902	401,255	738,099	335,672	42,876		
RDT&E Contracts	441,388	232,583	106,525	98,960	3,320		
Service Contracts	418,495	249,176	33,816	132,322	3,181		
Construction Contracts	42,222	33,543	474	8,155	50		
Civil Function Contracts	18,357	18,357	0	0	0		
C. Grants	49,995	29,804	9,202	8,980	2,009		
Major Locations of Expenditures	Expenditures			Major Locations of Personnel	Military and Civilian Personnel		
	Total	Payroll Outlays	Grants/Contracts		Total	Active Duty Military	Civilian
Tucson	\$1,422,333	\$215,259	\$1,207,074	Fort Huachuca	8,156	5,453	2,703
Mesa	496,549	65,487	431,062	Davis-Monthan AFB	7,352	5,853	1,499
Sierra Vista	416,632	285,169	131,463	Luke AFB	6,847	5,512	1,335
Phoenix	355,103	192,039	163,064	Yuma	5,683	4,440	1,243
Luke AFB	279,566	215,207	64,359	Phoenix	1,285	374	911
Davis-Monthan AFB	268,600	230,033	38,567	Tucson	1,245	300	945
Scottsdale	230,512	27,454	203,058	Marana	168	0	168
Yuma	224,649	165,890	58,759	Mesa	109	13	96
Tempe	138,391	20,637	117,754	Sierra Vista	95	2	93
Glendale	43,770	42,218	1,552	Tempe	75	45	30
Prime Contracts Over \$25,000 (Prior Three Years)	Total	Army	Navy & Marine Corps	Air Force	Other Defense Activities		
Fiscal Year 1994	\$1,974,863	\$806,624	\$586,038	\$526,634	\$55,567		
Fiscal Year 1993	2,593,378	1,427,485	248,030	851,190	66,673		
Fiscal Year 1992	1,945,939	1,071,625	227,449	564,425	82,440		
Top Five Contractors Receiving the Largest Dollar Volume of Prime Contract Awards in this State	Total Amount	Major Area of Work					
		FSC or Service Code Description	Amount				
1. GENERAL MOTORS CORPORATION	\$1,147,013	Guided Missiles	\$490,666				
2. MCDONNELL DOUGLAS CORPORATION	391,518	Aircraft Rotary Wing	178,881				
3. MOTOROLA INC	210,321	Engineering Technical Services	77,927				
4. ALLIED SIGNAL INC	111,625	Gas Turbines and Jet Eng, Non Acft; and Co	46,166				
5. LITTON INDUSTRIES INC	49,491	Night Vision Equipment, Emitted and Reflec	47,679				
Total of Above	\$1,909,968	(78.3% of total awards over \$25,000)					

Prepared by: Washington Headquarters Services
Directorate for Information
Operations and Reports

MAP NO. 4

ARKANSAS



Prepared by: Washington Headquarters Services
Directorate for Information
Operations and Reports

ARKANSAS

FISCAL YEAR 1995

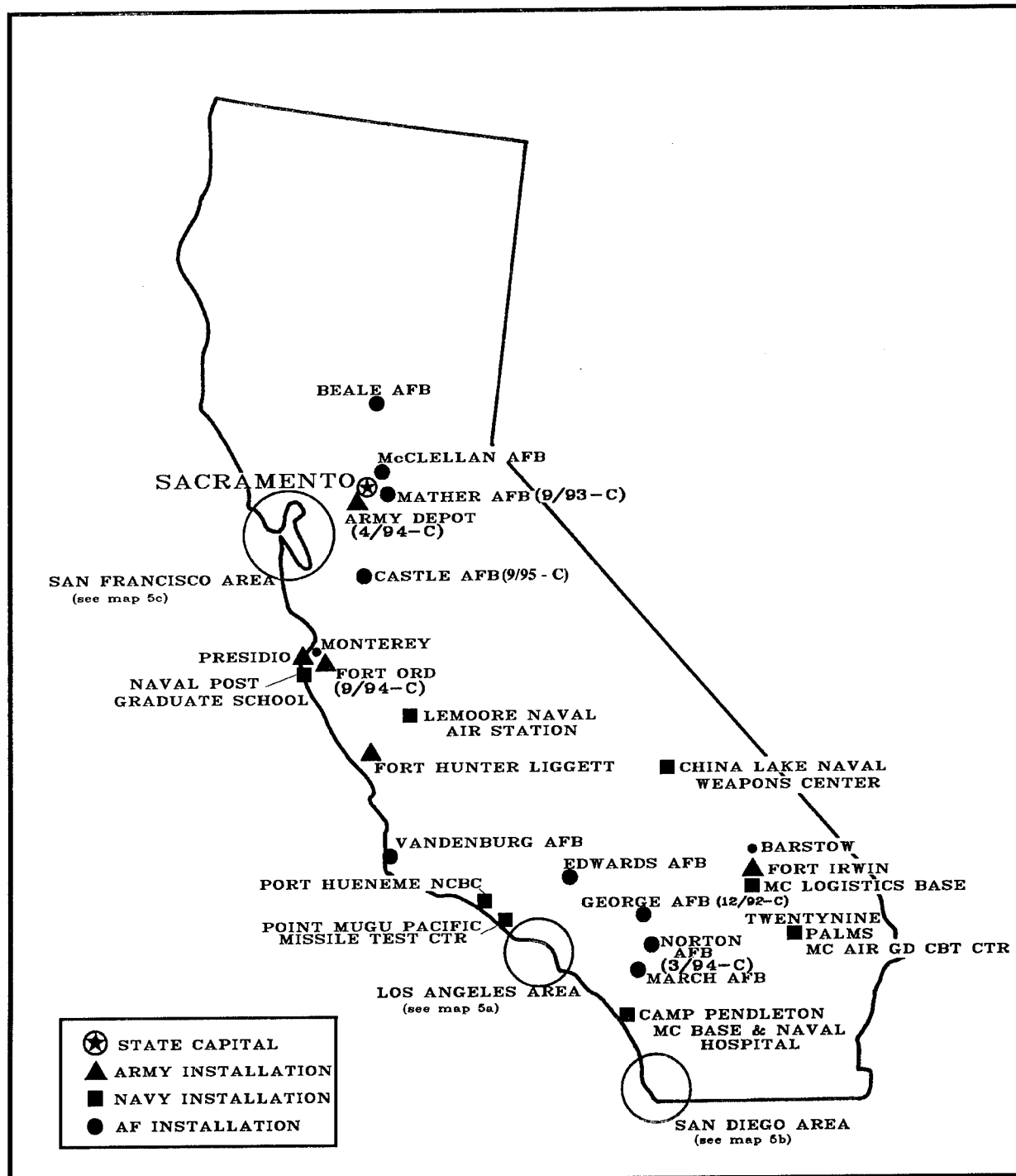
(DOLLARS IN THOUSANDS)

Personnel/Expenditures	Total	Army	Navy & Marine Corps	Air Force	Other Defense Activities		
I. Personnel - Total	31,761	20,395	2,399	8,807	160		
Active Duty Military	5,091	301	96	4,694	0		
Civilian	3,812	2,747	8	897	160		
Reserve & National Guard	22,858	17,347	2,295	3,216	0		
II. Expenditures - Total	\$917,584	\$339,528	\$107,986	\$392,716	\$77,354		
A. Payroll Outlays - Total	687,876	263,357	83,189	336,569	4,761		
Active Duty Military Pay	146,310	7,876	3,113	135,321	0		
Civilian Pay	122,739	90,231	283	27,464	4,761		
Reserve & National Guard Pay	73,119	58,889	2,532	11,698	0		
Retired Military Pay	345,708	106,361	77,261	162,086	0		
B. Contracts Over \$25,000 - Total	223,473	73,941	24,573	55,967	68,992		
Supply and Equipment Contracts	100,964	8,317	19,755	5,795	67,097		
RDT&E Contracts	1,363	100	1,263	0	0		
Service Contracts	79,366	24,729	3,555	49,219	1,863		
Construction Contracts	14,741	13,756	0	953	32		
Civil Function Contracts	27,039	27,039	0	0	0		
C. Grants	6,235	2,230	224	180	3,601		
Major Locations of Expenditures	Expenditures			Major Locations of Personnel	Military and Civilian Personnel		
	Total	Payroll Outlays	Grants/Contracts		Total	Active Duty Military	Civilian
Jacksonville	\$227,307	\$179,568	\$47,739	Little Rock AFB	5,250	4,519	731
Pine Bluff	43,938	42,997	941	Pine Bluff	1,169	67	1,102
Little Rock	35,024	32,048	2,976	Fort Chaffee	503	205	298
Fort Smith	32,746	22,346	10,400	Camp Jos T. Robinson	393	3	390
North Little Rock	27,645	27,125	520	Fort Smith	311	59	252
Fort Chaffee	26,574	15,793	10,781	Little Rock	284	116	168
Sherwood	25,269	25,269	0	North Little Rock	102	8	94
Camden	19,633	2,490	17,143	Russellville	92	0	92
Camp Jos T. Robinson	19,315	17,697	1,618	Mountain Pine	82	0	82
Hot Springs	16,877	16,356	521	Harrison	76	68	8
Prime Contracts Over \$25,000 (Prior Three Years)	Total	Army	Navy & Marine Corps	Air Force	Other Defense Activities		
Fiscal Year 1994	\$373,506	\$132,326	\$80,365	\$100,959	\$59,856		
Fiscal Year 1993	329,160	140,076	77,936	51,023	60,125		
Fiscal Year 1992	288,091	111,068	48,163	66,806	62,054		
Top Five Contractors Receiving the Largest Dollar Volume of Prime Contract Awards in this State	Total Amount	Major Area of Work					
		FSC or Service Code Description	Amount				
1. SEQUA CORPORATION	\$16,903	Guided Missile Components	\$16,903				
2. MUNRO & COMPANY INC	15,368	Footwear, Men's	15,368				
3. BIG BEAR OIL CO INC	12,505	Liquid Propellants & Fuel, Petroleum Base	12,505				
4. GTE CORPORATION	9,671	Installation of Eq/Communication Equipment	9,611				
5. CARLYLE PARTNERS LEVERAGED CAP	9,425	Program Management/Support Services	9,425				
Total of Above	\$63,872	(28.6% of total awards over \$25,000)					

Prepared by: Washington Headquarters Services
Directorate for Information
Operations and Reports

MAP NO. 5

CALIFORNIA



Prepared by: Washington Headquarters Services
Directorate for Information
Operations and Reports

CALIFORNIA

FISCAL YEAR 1995

(DOLLARS IN THOUSANDS)

Personnel/Expenditures	Total	Army	Navy & Marine Corps	Air Force	Other Defense Activities
I. Personnel - Total	336,268	73,193	183,838	66,768	12,469
Active Duty Military	128,300	8,312	92,166	27,822	0
Civilian	92,689	8,371	52,871	18,978	12,469
Reserve & National Guard	115,279	56,510	38,801	19,968	0
II. Expenditures - Total	\$31,513,451	\$4,441,673	\$13,291,064	\$10,499,197	\$3,281,517
A. Payroll Outlays - Total	12,908,434	1,393,846	8,085,804	2,931,805	496,979
Active Duty Military Pay	5,055,303	217,138	3,977,112	861,053	0
Civilian Pay	3,961,337	330,973	2,336,748	796,637	496,979
Reserve & National Guard Pay	385,125	201,371	89,394	94,360	0
Retired Military Pay	3,506,669	644,364	1,682,550	1,179,755	0
B. Contracts Over \$25,000 Total	18,277,308	2,996,995	5,123,646	7,516,981	2,639,686
Supply and Equipment Contracts	7,289,003	617,431	2,019,320	3,635,607	1,016,645
RDT&E Contracts	4,148,095	1,197,322	758,043	1,800,617	392,113
Service Contracts	6,068,159	777,608	2,033,901	2,025,837	1,230,813
Construction Contracts	431,333	63,916	312,382	54,920	115
Civil Function Contracts	340,718	340,718	0	0	0
C. Grants	327,709	50,832	81,614	50,411	144,852

Major Locations of Expenditures	Expenditures			Major Locations of Personnel	Military and Civilian Personnel		
	Total	Payroll Outlays	Grants/Contracts		Total	Active Duty Military	Civilian
San Diego	\$5,279,603	\$2,606,212	\$2,673,391	San Diego	36,497	23,518	12,979
Long Beach	2,562,673	261,012	2,301,661	Camp Pendleton	30,372	27,948	2,424
Sunnyvale	2,222,376	96,036	2,126,340	McClellan AFB	11,761	2,739	9,022
Los Angeles	1,253,897	197,960	1,055,937	North Island NAS	10,603	5,252	5,351
Camp Pendleton	902,193	807,988	94,205	Travis AFB	10,386	8,420	1,966
Sacramento	783,525	166,583	616,942	Twentynine Palms	9,159	8,320	839
Pico Rivera	690,068	4,656	685,412	Edwards AFB	7,574	4,194	3,380
El Segundo	656,407	85,002	571,405	Monterey	6,885	3,793	3,092
Redondo Beach	538,106	25,264	512,842	Oakland	6,014	1,298	4,716
Travis AFB	533,322	413,433	119,889	El Toro	5,960	5,068	892

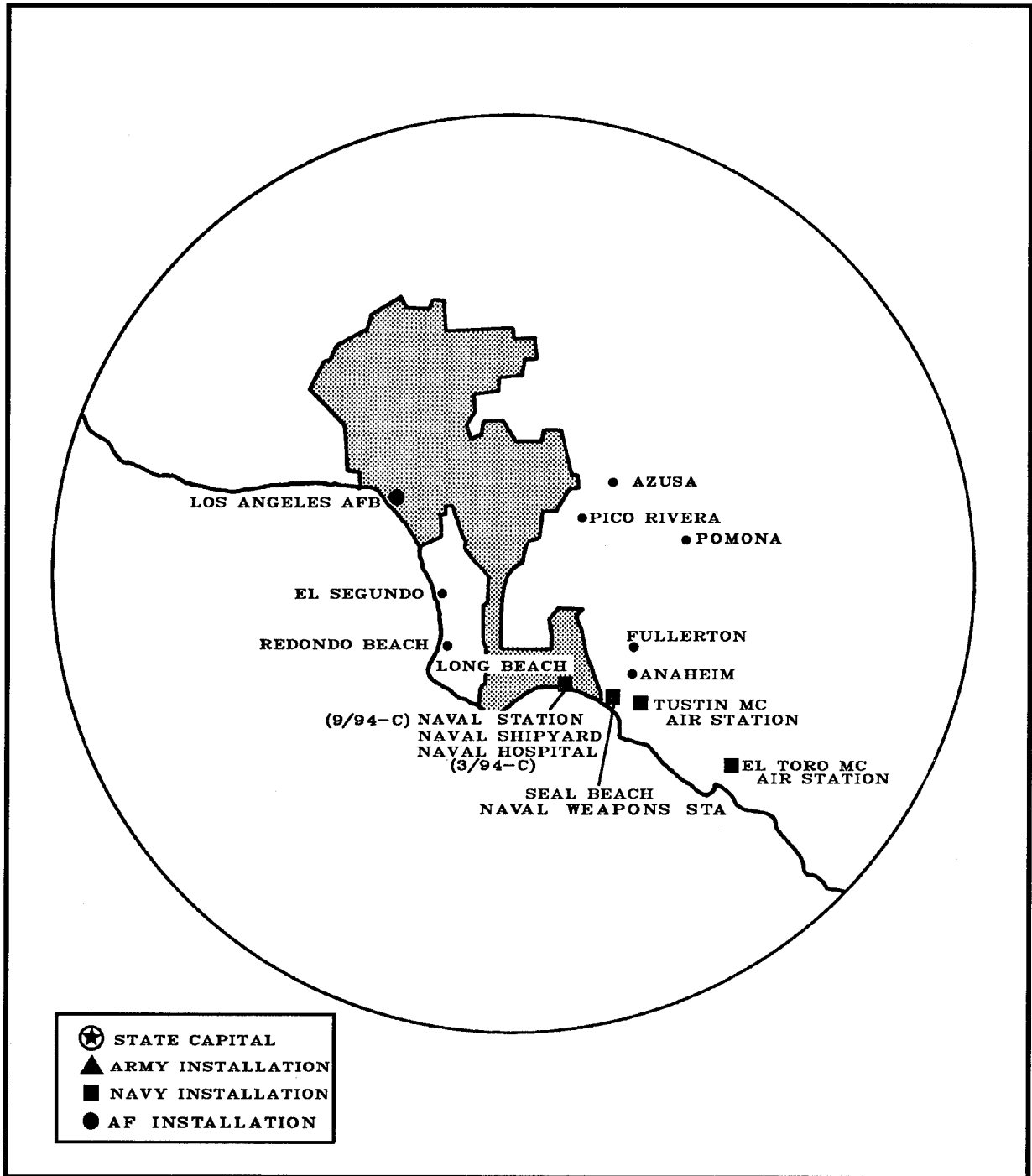
Prime Contracts Over \$25,000 (Prior Three Years)	Total	Army	Navy & Marine Corps	Air Force	Other Defense Activities
Fiscal Year 1994	\$22,573,106	\$3,130,829	\$6,094,026	\$11,222,203	\$2,126,048
Fiscal Year 1993	22,951,965	2,917,702	7,945,883	9,419,942	2,668,438
Fiscal Year 1992	23,843,135	3,538,823	8,069,838	10,106,398	2,128,076

Top Five Contractors Receiving the Largest Dollar Volume of Prime Contract Awards in this State	Total Amount	Major Area of Work	
		FSC or Service Code Description	Amount
1. MCDONNELL DOUGLAS CORPORATION	\$2,423,290	Aircraft Fixed Wing	\$1,703,826
2. LOCKHEED MARTIN CORPORATION	1,921,471	Guided Missiles	726,600
3. GENERAL MOTORS CORPORATION	1,079,289	Expert Witness	121,074
4. NORTHROP GRUMMAN CORPORATION	1,022,647	Aircraft Fixed Wing	484,273
5. TRW INC	730,281	RDTE/Missile and Space Systems-Eng/Manuf D	187,439
Total of Above	\$7,176,978	(39.3% of total awards over \$25,000)	

Prepared by: Washington Headquarters Services
Directorate for Information
Operations and Reports

MAP NO. 5a

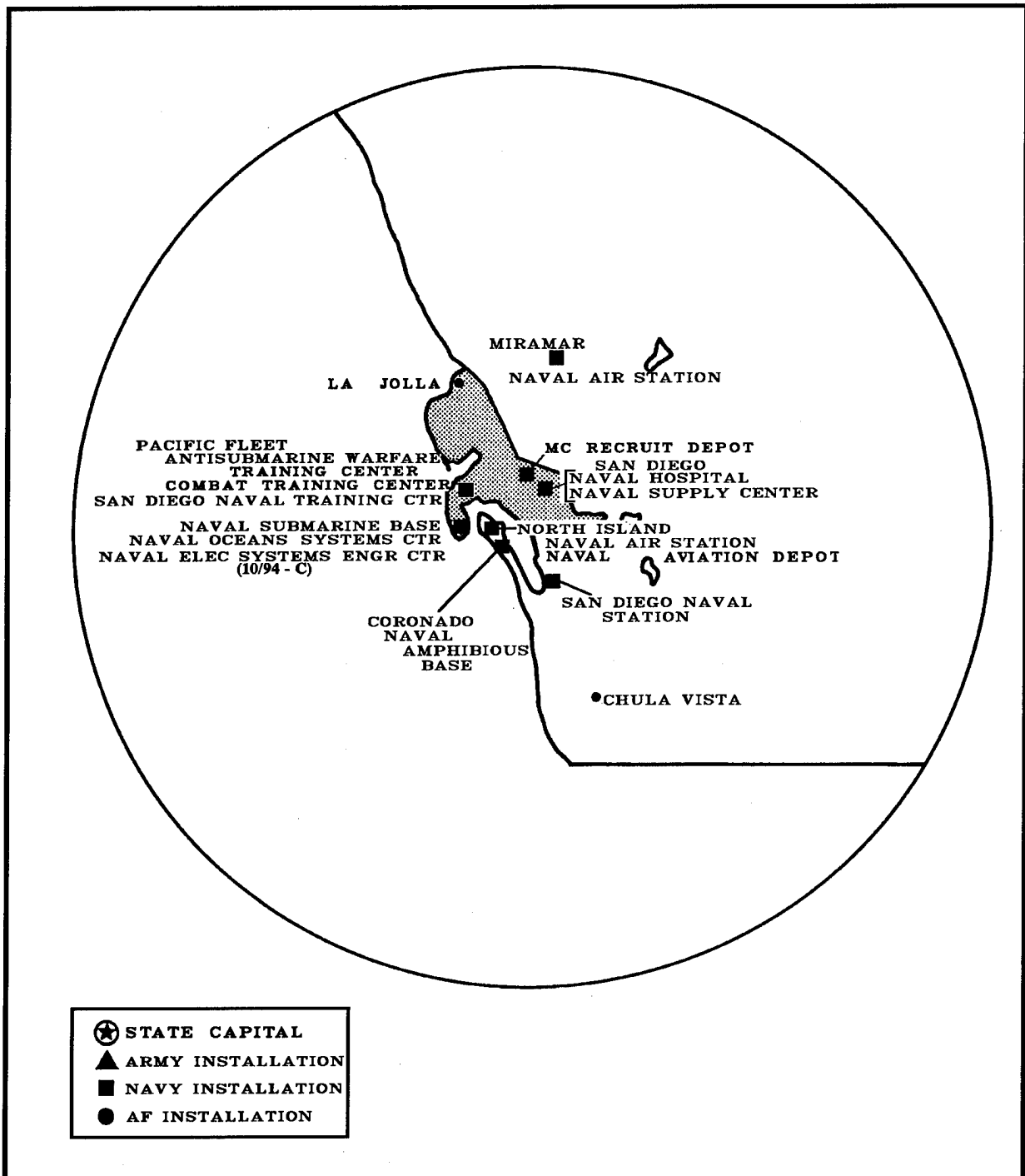
LOS ANGELES AREA



Prepared by: Washington Headquarters Services
Directorate for Information
Operations and Reports

MAP NO. 5b

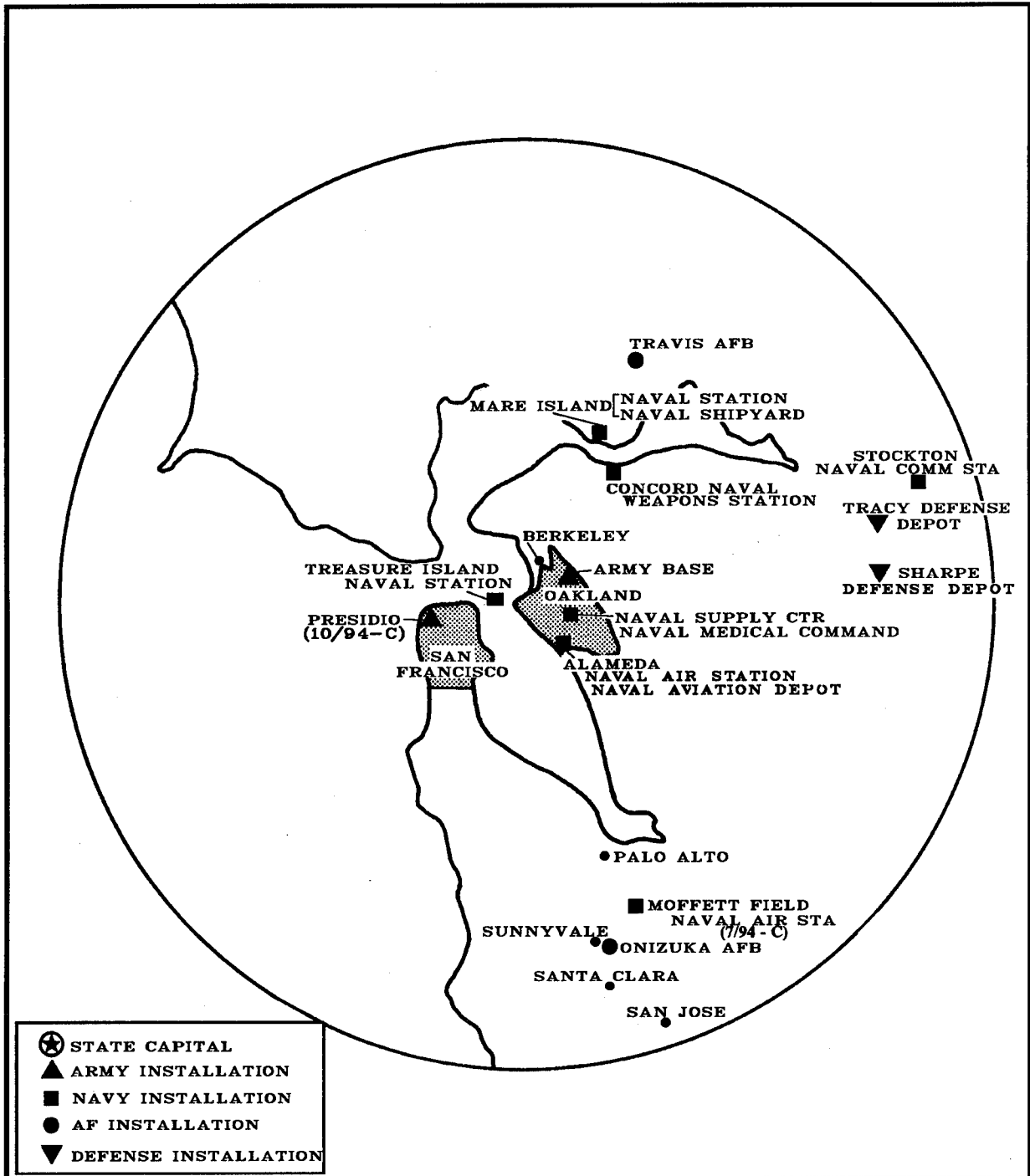
SAN DIEGO AREA



Prepared by: Washington Headquarters Services
Directorate for Information
Operations and Reports

MAP NO. 5c

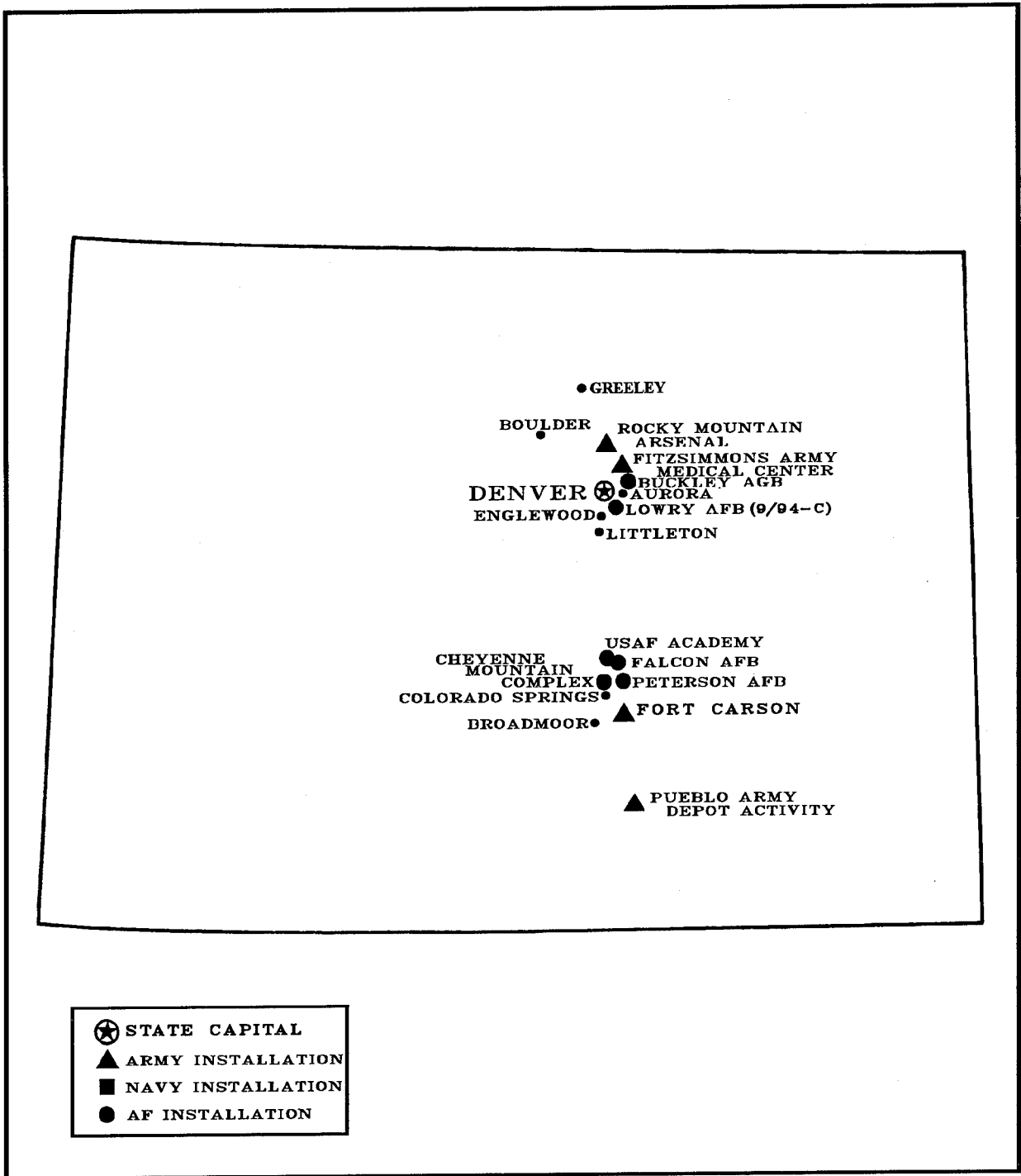
SAN FRANCISCO AREA



Prepared by: Washington Headquarters Services
Directorate for Information
Operations and Reports

MAP NO. 6

COLORADO



Prepared by: Washington Headquarters Services
Directorate for Information
Operations and Reports

COLORADO

FISCAL YEAR 1995

(DOLLARS IN THOUSANDS)

Personnel/Expenditures	Total	Army	Navy & Marine Corps	Air Force	Other Defense Activities
I. Personnel - Total	72,714	34,295	5,326	29,644	3,449
Active Duty Military	33,496	16,800	716	15,980	0
Civilian	12,793	4,185	65	5,094	3,449
Reserve & National Guard	26,425	13,310	4,545	8,570	0
II. Expenditures - Total	\$4,500,714	\$1,320,607	\$207,652	\$2,526,693	\$445,762
A. Payroll Outlays - Total	2,214,724	903,491	129,550	1,021,998	159,685
Active Duty Military Pay	842,990	440,413	24,776	377,801	0
Civilian Pay	474,006	137,353	2,535	174,433	159,685
Reserve & National Guard Pay	148,186	75,253	10,883	62,050	0
Retired Military Pay	749,542	250,472	91,356	407,714	0
B. Contracts Over \$25,000 - Total	2,260,462	409,299	70,385	1,498,433	282,345
Supply and Equipment Contracts	397,186	47,162	30,320	81,131	238,573
RDT&E Contracts	1,213,702	62,611	28,437	1,086,286	36,368
Service Contracts	529,846	180,227	11,628	330,587	7,404
Construction Contracts	56,257	55,828	0	429	0
Civil Function Contracts	63,471	63,471	0	0	0
C. Grants	25,528	7,817	7,717	6,262	3,732

Major Locations of Expenditures	Expenditures			Major Locations of Personnel	Military and Civilian Personnel		
	Total	Payroll Outlays	Grants/Contracts		Total	Active Duty Military	Civilian
Denver	\$1,227,539	\$280,291	\$947,248	Fort Carson	17,359	15,188	2,171
Colorado Springs	826,639	486,585	340,054	Air Force Academy	9,406	7,392	2,014
Fort Carson	560,305	485,510	74,795	Peterson AFB	4,879	3,443	1,436
Aurora	273,183	245,552	27,631	Denver	3,856	890	2,966
Littleton	251,121	27,726	223,395	Aurora	3,220	1,537	1,683
Falcon AFB	204,581	95,876	108,705	Falcon AFB	2,864	2,405	459
Air Force Academy	197,554	150,820	46,734	Colorado Springs	1,929	1,316	613
Greeley	192,498	6,421	186,077	Buckley AGB	1,121	760	361
Boulder	85,504	12,479	73,025	Lowry AFB	342	342	0
Buckley AGB	68,039	52,919	15,120	Englewood	203	4	199

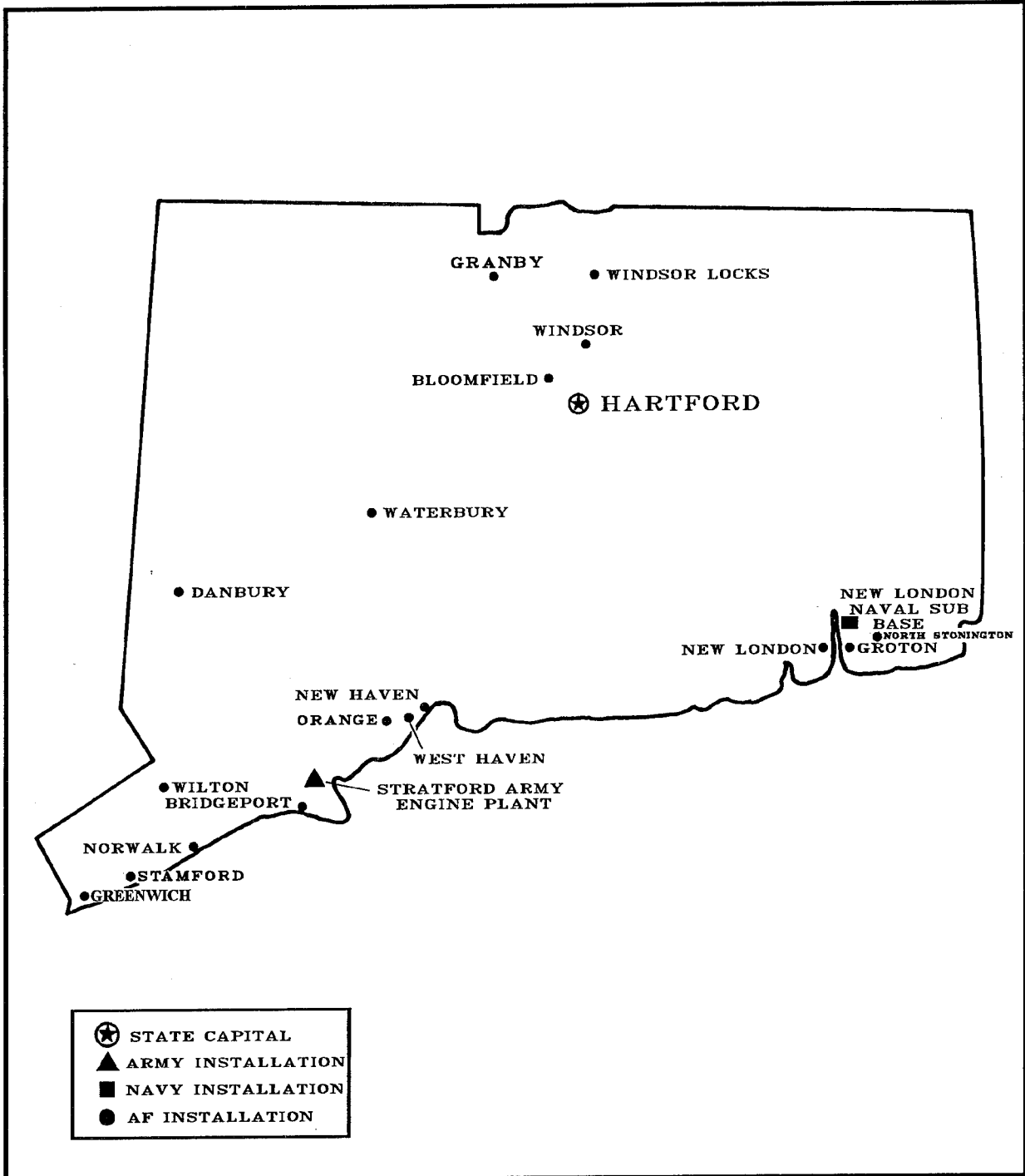
Prime Contracts Over \$25,000 (Prior Three Years)	Total	Army	Navy & Marine Corps	Air Force	Other Defense Activities
Fiscal Year 1994	\$2,619,907	\$481,669	\$67,122	\$1,937,279	\$133,837
Fiscal Year 1993	2,615,661	273,969	91,786	2,043,013	206,893
Fiscal Year 1992	2,471,313	308,623	80,220	1,746,386	336,084

Top Five Contractors Receiving the Largest Dollar Volume of Prime Contract Awards in this State	Total Amount	Major Area of Work	
		FSC or Service Code Description	Amount
1. LOCKHEED MARTIN CORPORATION	\$1,039,537	RDTE/Missile and Space Systems-Eng/Manuf D	\$928,497
2. LORAL CORPORATION	128,962	Operation/Govt-Owned Contractor-Operated R	60,023
3. KAMAN CORPORATION	69,552	Other ADP & Telecommunication Services	33,053
4. WMX TECHNOLOGIES INC	61,887	Other Environ Svcs, Studies, & Analytical	22,365
5. RAYTHEON COMPANY	53,863	Engineering Technical Services	38,543
Total of Above	\$1,353,801	(59.9% of total awards over \$25,000)	

Prepared by: Washington Headquarters Services
Directorate for Information
Operations and Reports

MAP NO. 7

CONNECTICUT



Prepared by: Washington Headquarters Services
Directorate for Information
Operations and Reports

CONNECTICUT

FISCAL YEAR 1995

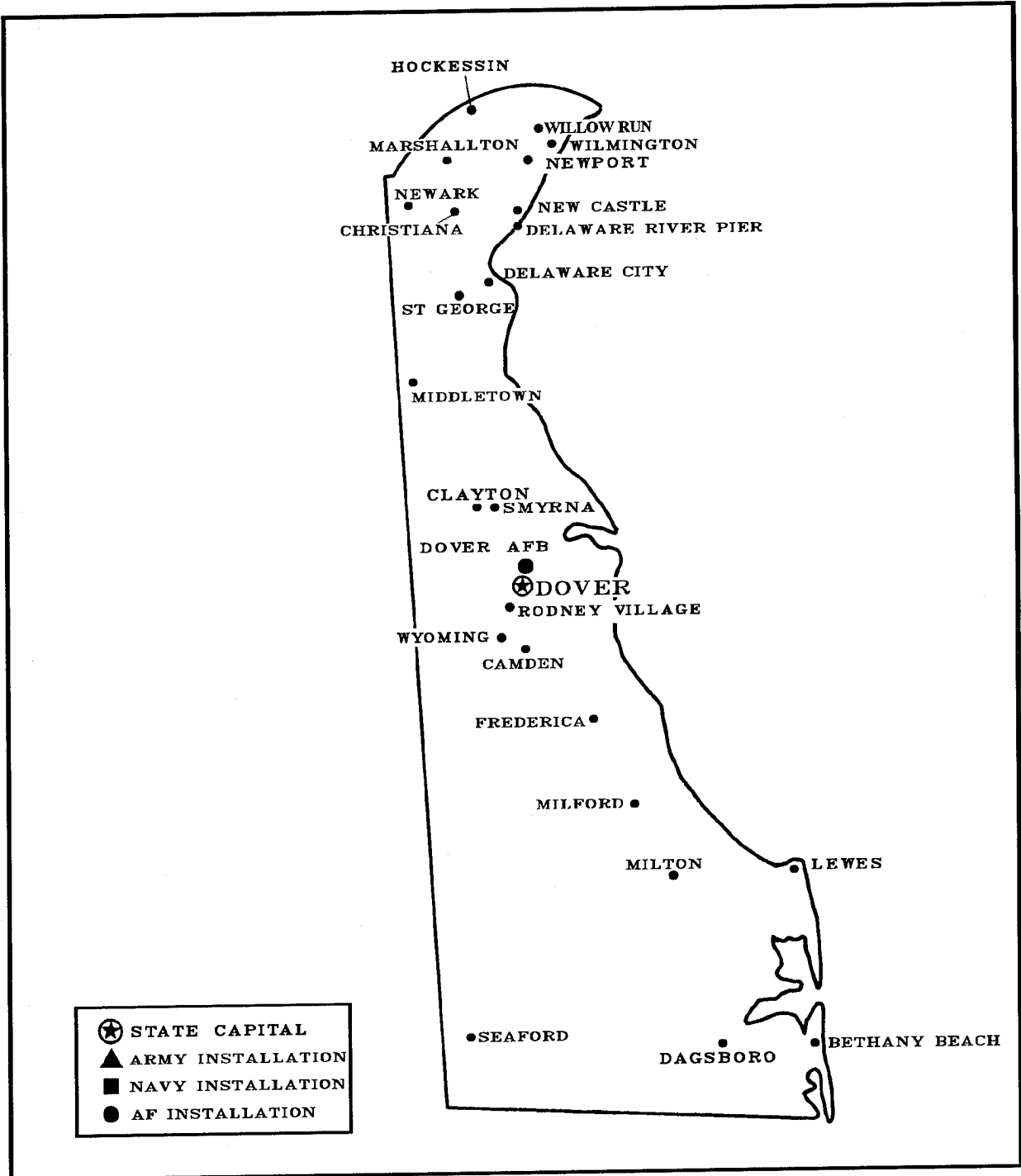
(DOLLARS IN THOUSANDS)

Personnel/Expenditures	Total	Army	Navy & Marine Corps	Air Force	Other Defense Activities		
I. Personnel - Total	23,079	9,875	10,251	2,002	951		
Active Duty Military	5,293	22	5,170	101	0		
Civilian	4,124	466	2,446	261	951		
Reserve & National Guard	13,662	9,387	2,635	1,640	0		
<hr/>							
II. Expenditures - Total	\$3,396,780	\$778,820	\$2,162,384	\$262,698	\$192,878		
A. Payroll Outlays - Total	656,932	101,168	457,946	54,534	43,284		
Active Duty Military Pay	248,948	570	243,750	4,628	0		
Civilian Pay	197,837	15,324	128,019	11,210	43,284		
Reserve & National Guard Pay	53,943	44,345	3,432	6,166	0		
Retired Military Pay	156,204	40,929	82,745	32,530	0		
B. Contracts Over \$25,000 - Total	2,718,021	670,379	1,699,103	204,045	144,494		
Supply and Equipment Contracts	2,049,584	601,568	1,146,358	169,494	132,164		
RDT&E Contracts	203,244	21,270	151,690	25,253	5,031		
Service Contracts	442,984	25,568	400,819	9,298	7,299		
Construction Contracts	2,931	2,695	236	0	0		
Civil Function Contracts	19,278	19,278	0	0	0		
C. Grants	21,827	7,273	5,335	4,119	5,100		
<hr/>							
Major Locations of Expenditures	Expenditures			Major Locations of Personnel	Military and Civilian Personnel		
	Total	Payroll Outlays	Grants/Contracts		Total	Active Duty Military	Civilian
Groton	\$1,282,088	\$307,211	\$974,877	Groton	6,108	4,684	1,424
Stratford	914,336	20,479	893,857	New London	1,595	354	1,241
New London	217,753	86,976	130,777	Stratford	358	22	336
Danbury	80,419	3,573	76,846	Windsor Locks	250	70	180
Bridgeport	73,164	3,371	69,793	Hartford	232	89	143
Greenwich	71,627	0	71,627	East Hartford	226	3	223
Windsor Locks	70,214	20,748	49,466	East Granby	213	0	213
East Hartford	68,640	10,407	58,233	New Haven	44	22	22
Bloomfield	52,674	1,999	50,675	Orange	40	1	39
South Windsor	35,272	1,033	34,239	West Hartford	27	0	27
<hr/>							
Prime Contracts Over \$25,000 (Prior Three Years)	Total	Army	Navy & Marine Corps	Air Force	Other Defense Activities		
Fiscal Year 1994	\$2,450,069	\$590,402	\$1,569,551	\$211,423	\$78,693		
Fiscal Year 1993	2,894,638	580,275	1,972,879	239,072	102,412		
Fiscal Year 1992	3,099,444	956,084	1,696,929	358,146	88,285		
<hr/>							
Top Five Contractors Receiving the Largest Dollar Volume of Prime Contract Awards in this State	Total Amount	Major Area of Work					
		FSC or Service Code Description			Amount		
1. GENERAL DYNAMICS CORPORATION	\$938,608	Submarines			\$697,983		
2. UNITED TECHNOLOGIES CORP	915,514	Aircraft Rotary Wing			455,667		
3. TEXTRON INC	62,680	Gas Turbines and Jet Eng, Non Acft; and Co			45,761		
4. UST INC	62,051	Food Items for Resale			61,424		
5. ANALYSIS & TECHNOLOGY INC	59,717	Logistics Support Services			26,628		
Total of Above	\$2,038,570	(75.0% of total awards over \$25,000)					

Prepared by: Washington Headquarters Services
Directorate for Information
Operations and Reports

MAP NO. 8

DELAWARE



Prepared by: Washington Headquarters Services
Directorate for Information
Operations and Reports

DELAWARE

FISCAL YEAR 1995

(DOLLARS IN THOUSANDS)

Personnel/Expenditures	Total	Army	Navy & Marine Corps	Air Force	Other Defense Activities
I. Personnel - Total	13,416	3,413	783	9,104	116
Active Duty Military	4,414	19	14	4,381	0
Civilian	1,679	254	0	1,309	116
Reserve & National Guard	7,323	3,140	769	3,414	0
II. Expenditures - Total	\$440,402	\$117,809	\$32,311	\$278,425	\$11,857
A. Payroll Outlays - Total	306,185	44,269	16,009	242,453	3,454
Active Duty Military Pay	126,953	497	510	125,946	0
Civilian Pay	51,046	8,360	0	39,232	3,454
Reserve & National Guard Pay	37,515	15,701	2,027	19,787	0
Retired Military Pay	90,671	19,711	13,472	57,488	0
B. Contracts Over \$25,000 - Total	120,267	65,797	13,570	33,309	7,591
Supply and Equipment Contracts	24,119	9,709	6,275	3,748	4,387
RDT&E Contracts	10,521	1,628	6,660	2,233	0
Service Contracts	58,150	27,355	635	26,956	3,204
Construction Contracts	24,464	24,092	0	372	0
Civil Function Contracts	3,013	3,013	0	0	0
C. Grants	13,950	7,743	2,732	2,663	812

Major Locations of Expenditures	Expenditures			Major Locations of Personnel	Military and Civilian Personnel		
	Total	Payroll Outlays	Grants/Contracts		Total	Active Duty Military	Civilian
Dover	\$258,733	\$202,965	\$55,768	Dover AFB	5,518	4,298	1,220
Wilmington	40,469	10,439	30,030	New Castle	275	0	275
Newark	23,526	6,143	17,383	Wilmington	81	15	66
New Castle	17,039	14,269	2,770	Newport	73	73	0
Willow Run	13,609	0	13,609	Dover	44	7	37
Newport	10,824	10,771	53	Marshallton	40	0	40
Frederica	7,385	1,901	5,484	Newark	24	20	4
Smyrna	4,090	2,062	2,028	Lewes	8	1	7
Milford	3,572	3,263	309	Seaford	8	0	8
Lewes	3,531	3,062	469	Dagsboro	6	0	6

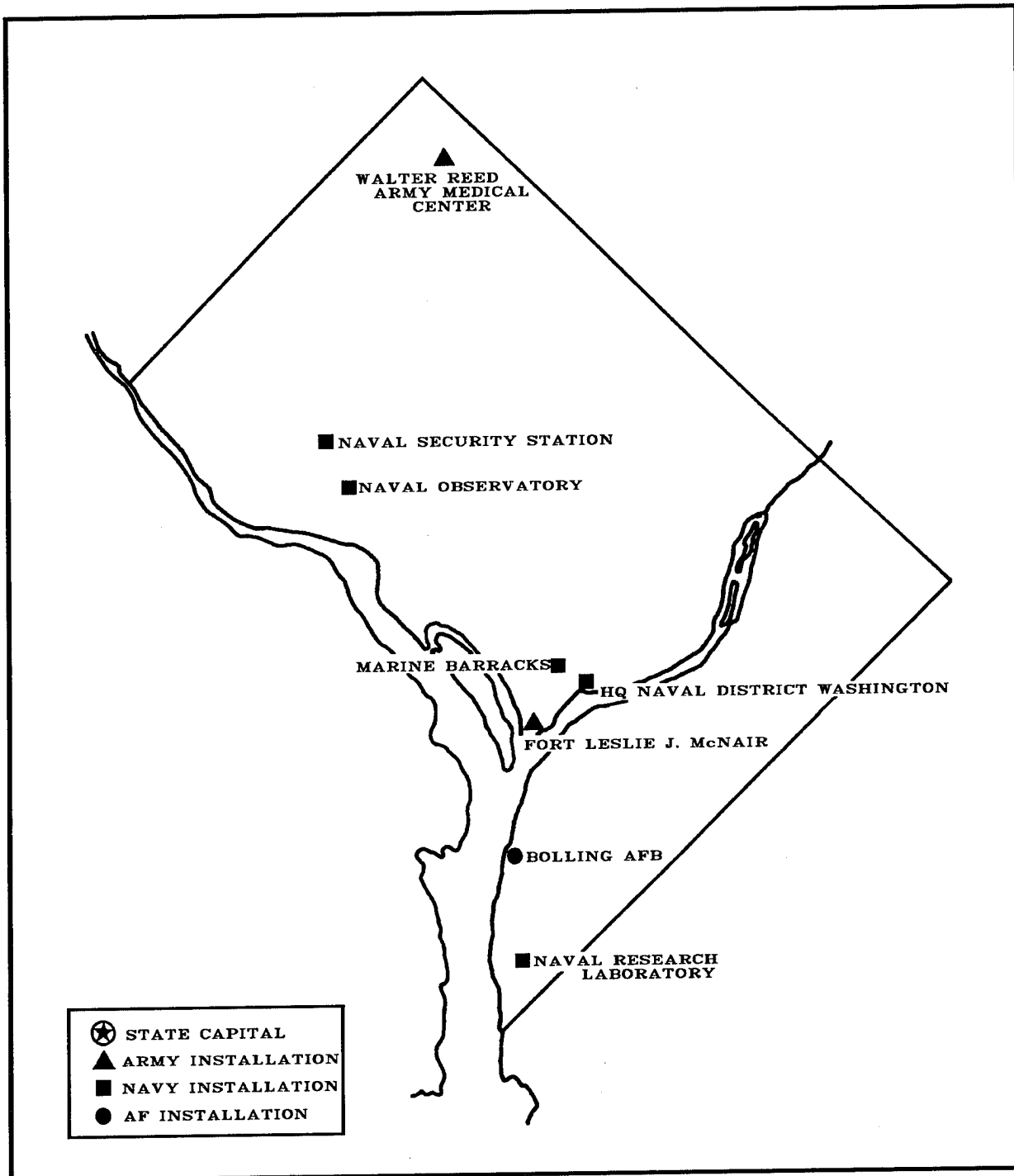
Prime Contracts Over \$25,000 (Prior Three Years)	Total	Army	Navy & Marine Corps	Air Force	Other Defense Activities
Fiscal Year 1994	\$107,605	\$56,026	\$3,431	\$39,166	\$8,982
Fiscal Year 1993	135,601	77,018	8,010	38,630	11,943
Fiscal Year 1992	103,478	37,318	6,677	38,618	20,865

Top Five Contractors Receiving the Largest Dollar Volume of Prime Contract Awards in this State	Total Amount	Major Area of Work	
		FSC or Service Code Description	Amount
1. HERCULES INCORPORATED	\$13,728	Operation/Ammunition Facilities	\$11,866
2. IMPERIAL CHEMICAL INDUSTRIES P	10,009	Operation/Ammunition Facilities	6,776
3. ANGELINI, RAY INC	5,533	Airport Terminals	5,533
4. PIERCE ENTERPRISES, INC	4,442	Safety and Rescue Equipment	4,442
5. TRI-STATE DESIGN CNSTR CO	4,358	Other Residential Buildings	4,358
Total of Above	\$38,070	(31.7% of total awards over \$25,000)	

Prepared by: Washington Headquarters Services
Directorate for Information
Operations and Reports

MAP NO. 9

DISTRICT OF COLUMBIA



Prepared by: Washington Headquarters Services
Directorate for Information
Operations and Reports

DISTRICT OF COLUMBIA

FISCAL YEAR 1995

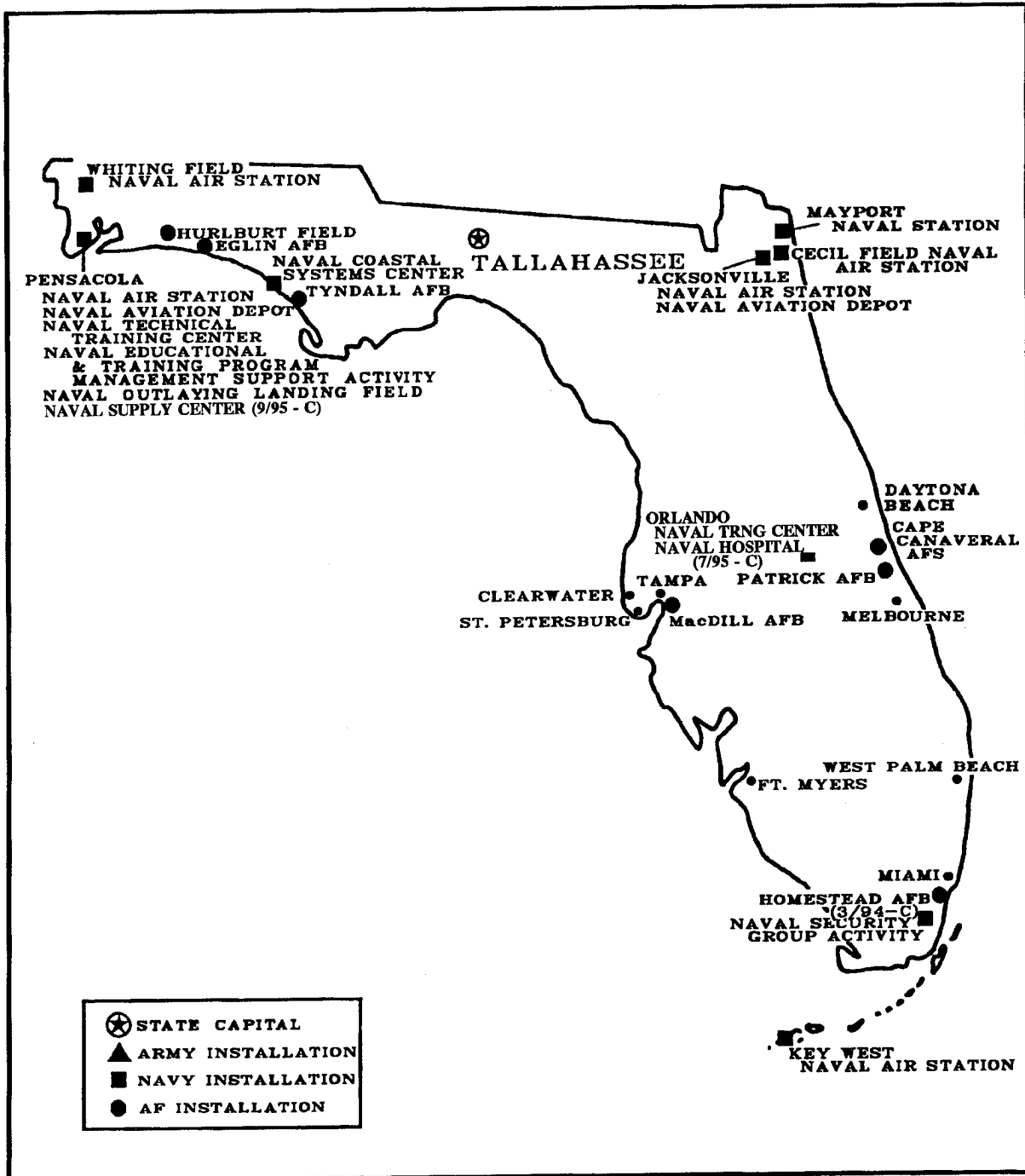
(DOLLARS IN THOUSANDS)

Personnel/Expenditures	Total	Army	Navy & Marine Corps	Air Force	Other Defense Activities		
I. Personnel - Total	41,898	14,552	21,088	5,538	720		
Active Duty Military	14,023	4,577	5,583	3,863	0		
Civilian	14,873	5,373	7,372	1,408	720		
Reserve & National Guard	13,002	4,602	8,133	267	0		
II. Expenditures - Total	\$2,346,639	\$592,727	\$1,273,266	\$338,011	\$142,635		
A. Payroll Outlays - Total	1,193,490	333,520	577,323	249,727	32,920		
Active Duty Military Pay	442,571	119,002	155,741	167,828	0		
Civilian Pay	656,276	176,321	383,675	63,360	32,920		
Reserve & National Guard Pay	44,154	19,899	23,925	330	0		
Retired Military Pay	50,489	18,298	13,982	18,209	0		
B. Contracts Over \$25,000 - Total	1,099,478	253,094	653,595	85,957	106,832		
Supply and Equipment Contracts	375,371	47,365	279,430	13,390	35,186		
RDT&E Contracts	133,102	20,779	102,293	5,715	4,315		
Service Contracts	529,921	126,938	269,149	66,503	67,331		
Construction Contracts	5,238	2,166	2,723	349	0		
Civil Function Contracts	55,846	55,846	0	0	0		
C. Grants	53,671	6,113	42,348	2,327	2,883		
Major Locations of Expenditures	Expenditures			Major Locations of Personnel	Military and Civilian Personnel		
	Total	Payroll Outlays	Grants/Contracts		Total	Active Duty Military	Civilian
Washington	\$2,346,639	\$1,193,490	\$1,153,149	Washington	24,815	11,628	13,187
				Bolling AFB	3,574	2,232	1,342
				Fort McNair	507	163	344
Prime Contracts Over \$25,000 (Prior Three Years)	Total	Army	Navy & Marine Corps	Air Force	Other Defense Activities		
Fiscal Year 1994	\$1,095,904	\$223,817	\$576,622	\$90,639	\$204,826		
Fiscal Year 1993	1,691,559	204,770	884,810	87,306	514,673		
Fiscal Year 1992	1,545,833	120,794	634,263	80,865	709,911		
Top Five Contractors Receiving the Largest Dollar Volume of Prime Contract Awards in this State	Total Amount	Major Area of Work					
		FSC or Service Code Description				Amount	
1. GOVERNMENT OF UNITED STATES	\$238,425	Nuclear Reactors				\$218,509	
2. INTERNATIONAL SHIPHOLDING CORP	75,380	Marine Charter For Things				71,463	
3. XEROX CORPORATION	42,524	Printing, Duplicating & Bookbinding Equip				36,997	
4. ALLIED SIGNAL INC	42,218	Engineering Technical Services				15,106	
5. AT&T CORP	27,463	Other ADP & Telecommunication Services				22,785	
Total of Above	\$426,010	(38.7% of total awards over \$25,000)					

Prepared by: Washington Headquarters Services
Directorate for Information
Operations and Reports

MAP NO. 10

FLORIDA



Prepared by: Washington Headquarters Services
Directorate for Information
Operations and Reports

FLORIDA

FISCAL YEAR 1995

(DOLLARS IN THOUSANDS)

Personnel/Expenditures	Total	Army	Navy & Marine Corps	Air Force	Other Defense Activities
I. Personnel - Total	150,221	40,512	60,741	45,699	3,269
Active Duty Military	54,250	1,913	25,648	26,689	0
Civilian	29,280	2,363	14,950	8,698	3,269
Reserve & National Guard	66,691	36,236	20,143	10,312	0
II. Expenditures - Total	\$12,619,993	\$2,351,967	\$4,517,754	\$5,448,510	\$301,762
A. Payroll Outlays - Total	6,312,283	920,048	2,867,511	2,401,950	122,774
Active Duty Military Pay	2,062,537	49,934	1,183,453	829,150	0
Civilian Pay	1,157,525	77,664	597,150	359,937	122,774
Reserve & National Guard Pay	178,548	101,119	42,301	35,128	0
Retired Military Pay	2,913,673	691,331	1,044,607	1,177,735	0
B. Contracts Over \$25,000 - Total	6,216,172	1,420,918	1,623,889	3,032,375	138,990
Supply and Equipment Contracts	2,340,062	752,712	398,114	1,091,838	97,398
RDT&E Contracts	1,585,071	193,986	227,187	1,158,092	5,806
Service Contracts	1,840,014	236,300	799,374	768,590	35,750
Construction Contracts	356,473	143,368	199,214	13,855	36
Civil Function Contracts	94,552	94,552	0	0	0
C. Grants	91,538	11,001	26,354	14,185	39,998

Major Locations of Expenditures	Expenditures			Major Locations of Personnel	Military and Civilian Personnel		
	Total	Payroll Outlays	Grants/Contracts		Total	Active Duty Military	Civilian
Jacksonville	\$1,619,011	\$1,252,565	\$366,446	Jacksonville	13,505	6,357	7,148
Orlando	1,582,030	346,711	1,235,319	Eglin AFB	12,298	8,234	4,064
Pensacola	920,558	582,731	337,827	Pensacola	11,460	6,304	5,156
West Palm Beach	917,115	29,423	887,692	Hurlburt Field	7,944	7,356	588
Melbourne	865,324	145,406	719,918	Orlando	6,362	3,879	2,483
Eglin AFB	638,578	450,224	188,354	Tyndall AFB	5,833	4,788	1,045
Tampa	495,632	309,709	185,923	MacDill AFB	5,090	3,979	1,111
Saint Petersburg	405,073	51,124	353,949	Patrick AFB	3,887	2,553	1,334
Cape Canaveral AFS	329,506	26,355	303,151	Mayport Nav Station	3,746	2,887	859
Hurlburt Field	293,320	236,637	56,683	Cecil Field NAS	3,119	2,631	488

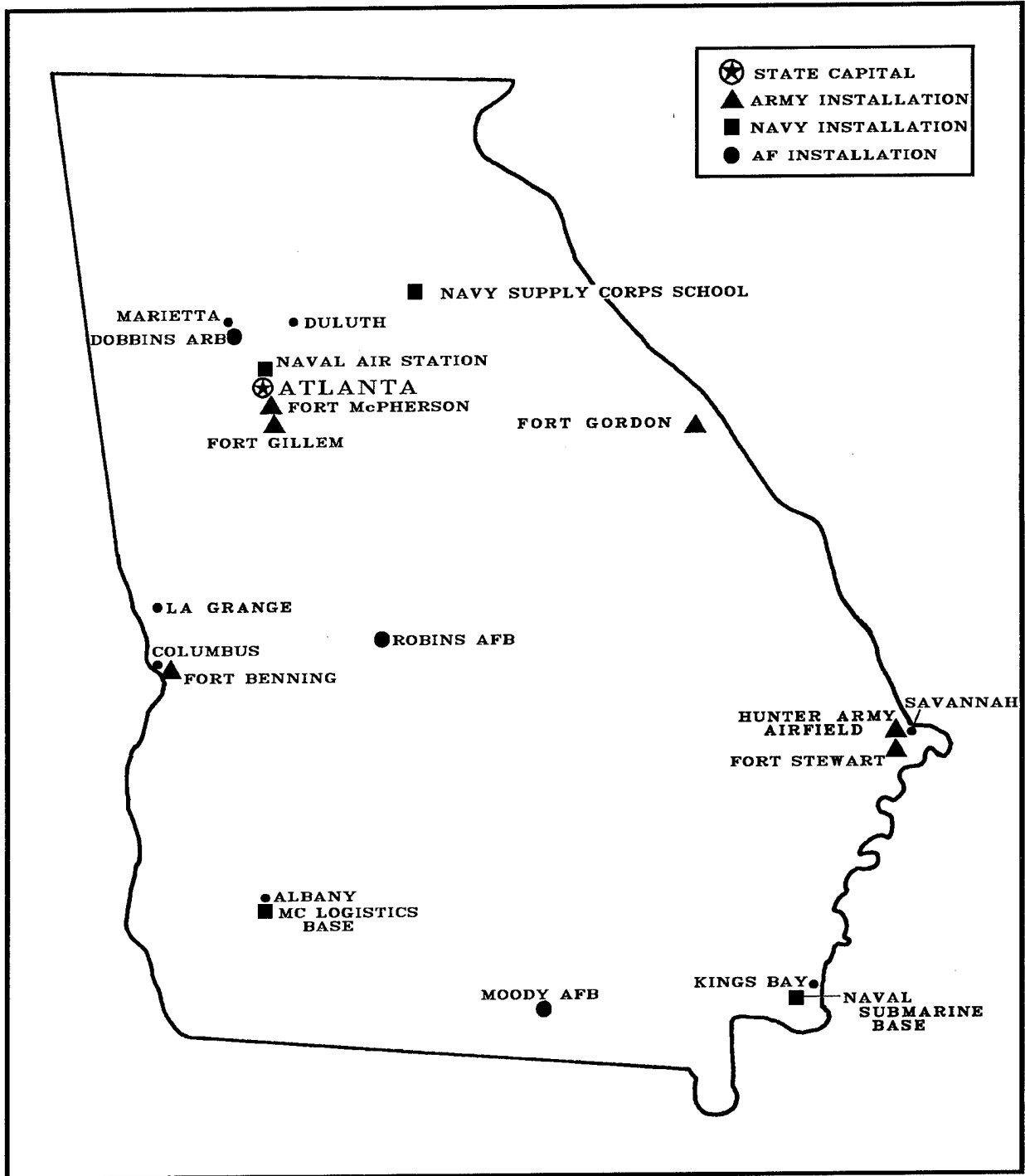
Prime Contracts Over \$25,000 (Prior Three Years)	Total	Army	Navy & Marine Corps	Air Force	Other Defense Activities
Fiscal Year 1994	\$5,910,498	\$1,193,694	\$1,239,947	\$3,307,679	\$169,178
Fiscal Year 1993	6,485,989	1,870,113	1,389,187	3,110,959	115,730
Fiscal Year 1992	4,994,866	1,431,940	1,363,943	2,090,262	108,721

Top Five Contractors Receiving the Largest Dollar Volume of Prime Contract Awards in this State	Total Amount	Major Area of Work	
		FSC or Service Code Description	Amount
1. LOCKHEED MARTIN CORPORATION	\$1,002,825	Msl Aircraft Accessories and Components	\$423,607
2. UNITED TECHNOLOGIES CORP	835,122	Gas Turbines and Jet Engines, Acft & Comps	442,069
3. NORTHROP GRUMMAN CORPORATION	592,019	RDTE/Electronics & Communication Eq-Demo/V	560,396
4. HARRIS CORPORATION	198,321	RDTE/Missile and Space Systems-Eng/Manuf D	62,595
5. OLIN CORPORATION	193,007	RDTE/Ammunition-Basic Research	97,913
Total of Above	\$2,821,294	(45.4% of total awards over \$25,000)	

Prepared by: Washington Headquarters Services
 Directorate for Information
 Operations and Reports

MAP NO. 11

GEORGIA



Prepared by: Washington Headquarters Services
Directorate for Information
Operations and Reports

GEORGIA

FISCAL YEAR 1995

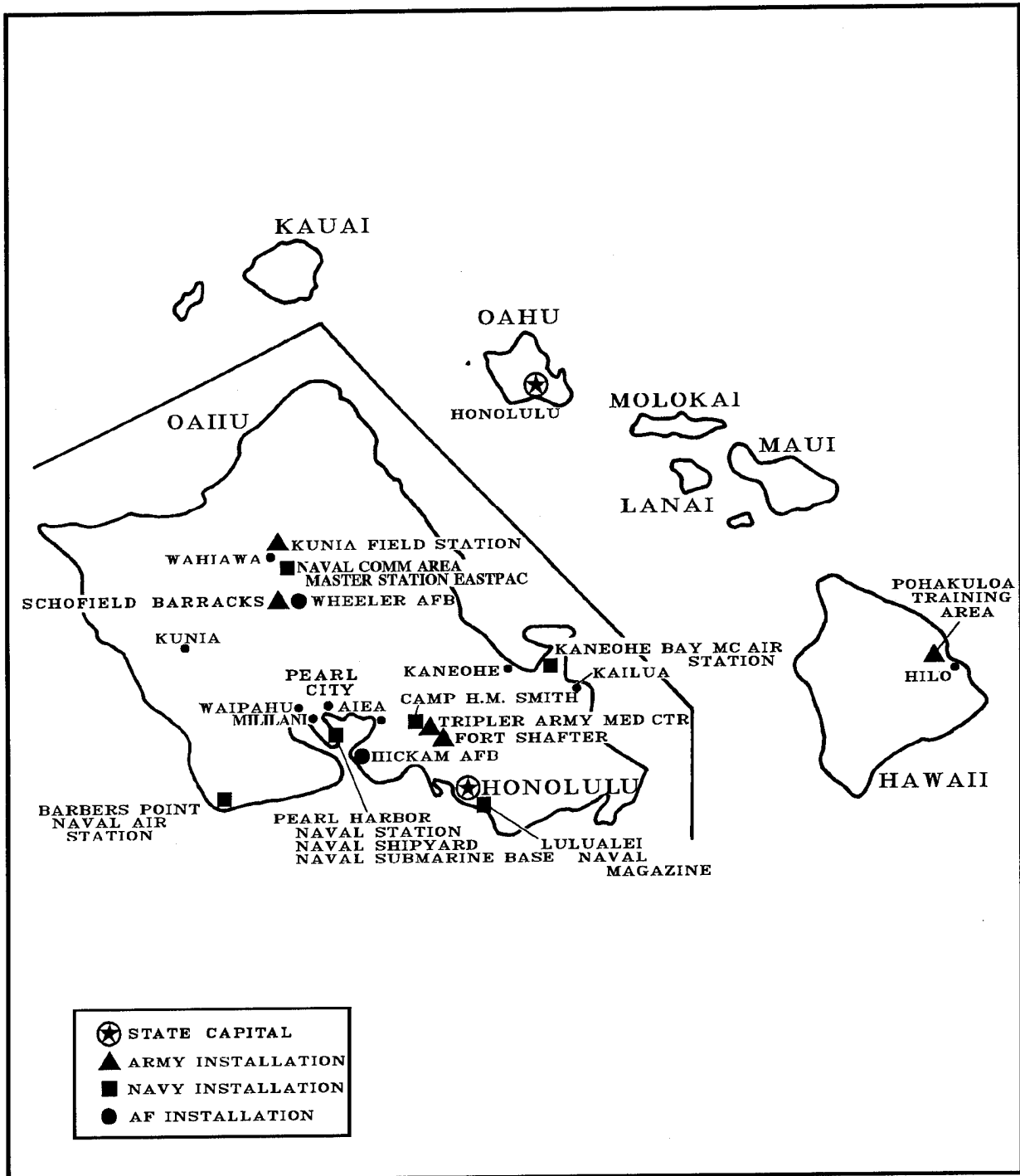
(DOLLARS IN THOUSANDS)

Personnel/Expenditures	Total	Army	Navy & Marine Corps	Air Force	Other Defense Activities			
I. Personnel - Total	148,587	95,086	20,239	29,116	4,146			
Active Duty Military	63,403	49,744	5,015	8,644	0			
Civilian	33,645	12,335	5,079	12,085	4,146			
Reserve & National Guard	51,539	33,007	10,145	8,387	0			
II. Expenditures - Total	\$7,770,193	\$2,972,232	\$896,638	\$3,616,828	\$284,495			
A. Payroll Outlays - Total	4,214,545	2,398,892	614,527	1,055,989	145,137			
Active Duty Military Pay	1,799,946	1,318,885	214,464	266,597	0			
Civilian Pay	1,163,104	395,817	184,673	437,477	145,137			
Reserve & National Guard Pay	224,167	151,350	24,145	48,672	0			
Retired Military Pay	1,027,328	532,840	191,245	303,243	0			
B. Contracts Over \$25,000 - Total	3,517,341	558,082	272,484	2,558,533	128,242			
Supply and Equipment Contracts	655,652	92,134	61,851	383,522	118,145			
RDT&E Contracts	1,911,187	26,654	13,755	1,870,628	150			
Service Contracts	757,063	260,729	192,597	293,831	9,906			
Construction Contracts	136,448	121,574	4,281	10,552	41			
Civil Function Contracts	56,991	56,991	0	0	0			
C. Grants	38,307	15,258	9,627	2,306	11,116			
Major Locations of Expenditures	Expenditures			Major Locations of Personnel		Military and Civilian Personnel		
	Total	Payroll Outlays	Grants/Contracts	Total	Active Duty Military	Civilian		
Marietta	\$2,348,560	\$92,291	\$2,256,269	Fort Benning	23,187	18,466	4,721	
Robins AFB	772,071	622,393	149,678	Fort Stewart	18,228	15,735	2,493	
Fort Benning	688,490	606,689	81,801	Robins AFB	16,007	4,158	11,849	
Fort Stewart	592,876	545,939	46,937	Fort Gordon	11,042	8,577	2,465	
Atlanta	548,141	275,744	272,397	Kings Bay	4,997	2,858	2,139	
Fort Gordon	403,144	302,586	100,558	Hunter Army Airfield	4,667	4,205	462	
Kings Bay	273,378	222,649	50,729	Moody AFB	4,205	3,727	478	
Savannah	225,213	177,348	47,865	Fort McPherson	4,020	2,012	2,008	
Albany	158,642	152,834	5,808	Albany	3,854	956	2,898	
Moody AFB	136,238	120,897	15,341	Marietta	1,338	528	810	
Prime Contracts Over \$25,000 (Prior Three Years)	Total	Army	Navy & Marine Corps	Air Force	Other Defense Activities			
Fiscal Year 1994	\$4,120,715	\$602,866	\$311,701	\$3,093,654	\$112,494			
Fiscal Year 1993	4,017,518	464,898	429,105	2,982,455	141,060			
Fiscal Year 1992	3,795,685	435,821	449,667	2,812,701	97,496			
Top Five Contractors Receiving the Largest Dollar Volume of Prime Contract Awards in this State	Total Amount	Major Area of Work						
		FSC or Service Code Description	Amount					
1. LOCKHEED MARTIN CORPORATION	\$2,247,734	RDTE/Aircraft-Demo/Valid	\$1,112,588					
2. ROCKWELL INTERNATIONAL CORP	98,728	Bombs	79,610					
3. JOHNSON CONTROLS INC	67,112	Facilities Operations Support Services	66,569					
4. GEORGIA TECH RESEARCH CORP	56,145	RDTE/Electronics & Communication Eq-Advanc	15,450					
5. MC KNIGHT CONSTRUCTION CO INC	49,320	Other Administrative & Service Buildings	20,149					
Total of Above	\$2,519,039	(71.6% of total awards over \$25,000)						

Prepared by: Washington Headquarters Services
Directorate for Information
Operations and Reports

MAP NO. 12

HAWAII



Prepared by: Washington Headquarters Services
 Directorate for Information
 Operations and Reports

HAWAII

FISCAL YEAR 1995

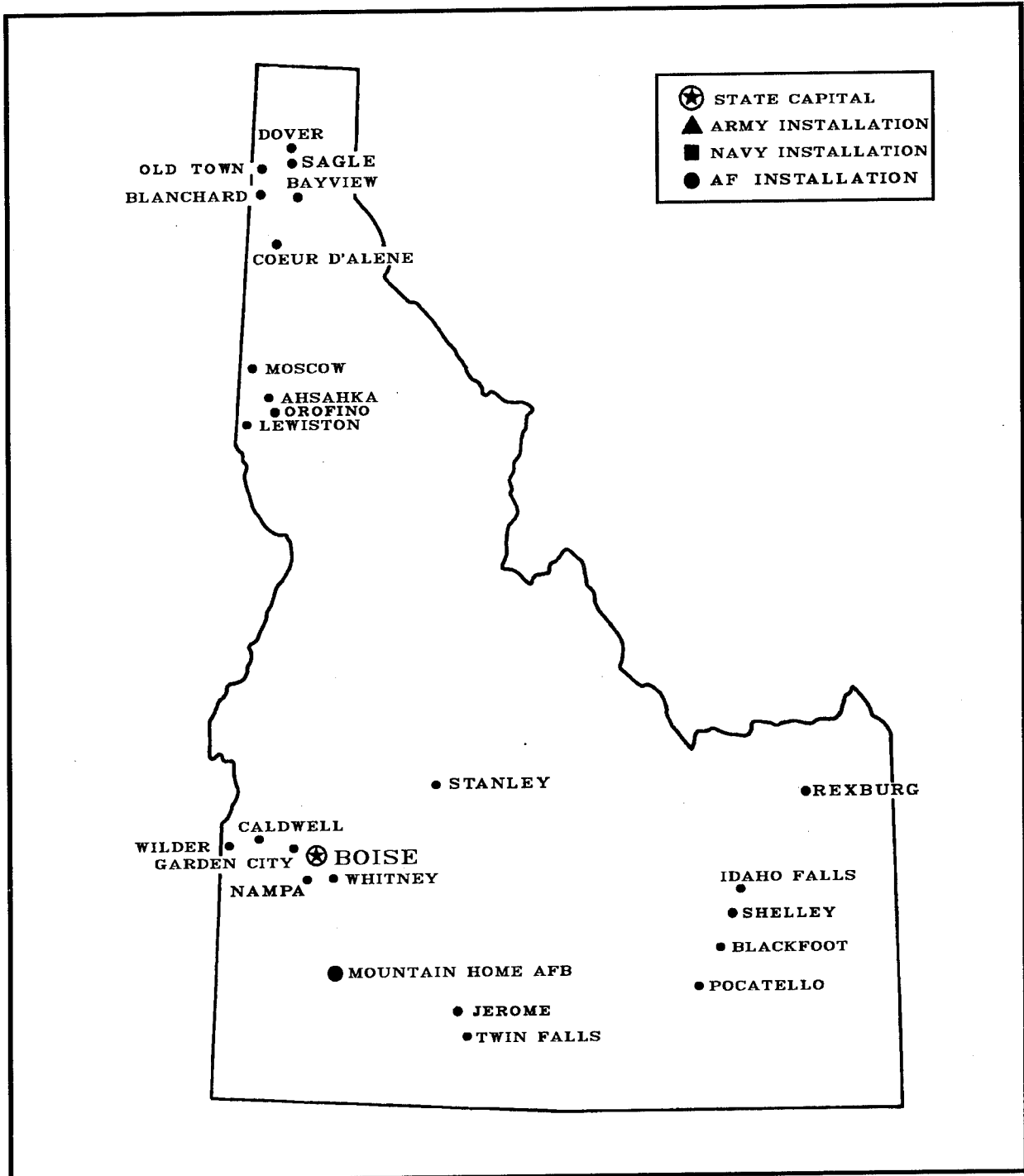
(DOLLARS IN THOUSANDS)

Personnel/Expenditures	Total	Army	Navy & Marine Corps	Air Force	Other Defense Activities		
I. Personnel - Total	66,594	30,001	26,410	9,161	1,022		
Active Duty Military	36,892	17,246	15,082	4,564	0		
Civilian	17,179	4,820	10,014	1,323	1,022		
Reserve & National Guard	12,523	7,935	1,314	3,274	0		
II. Expenditures - Total	\$2,995,396	\$965,567	\$1,524,222	\$401,700	\$103,907		
A. Payroll Outlays - Total	2,266,343	724,867	1,211,544	294,958	34,974		
Active Duty Military Pay	1,276,720	450,762	664,017	161,941	0		
Civilian Pay	707,938	158,186	458,356	56,422	34,974		
Reserve & National Guard Pay	55,000	35,121	4,842	15,037	0		
Retired Military Pay	226,685	80,798	84,329	61,558	0		
B. Contracts Over \$25,000 - Total	673,641	227,674	308,584	84,202	53,181		
Supply and Equipment Contracts	74,468	9,439	10,401	8,539	46,089		
RDT&E Contracts	14,634	1,582	1,991	11,061	0		
Service Contracts	441,001	125,776	259,271	48,862	7,092		
Construction Contracts	136,734	84,073	36,921	15,740	0		
Civil Function Contracts	6,804	6,804	0	0	0		
C. Grants	55,412	13,026	4,094	22,540	15,752		
Major Locations of Expenditures	Expenditures			Major Locations of Personnel	Military and Civilian Personnel		
	Total	Payroll Outlays	Grants/Contracts		Total	Active Duty Military	Civilian
Pearl Harbor	\$977,497	\$805,504	\$171,993	Pearl Harbor	15,059	6,446	8,613
Honolulu	498,651	309,450	189,201	Schofield Barracks	12,416	11,218	1,198
Schofield Barracks	420,291	332,826	87,465	Kaneohe	6,021	5,511	510
Hickam AFB	228,082	184,716	43,366	Hickam AFB	4,801	3,597	1,204
Kaneohe	163,759	152,904	10,855	Wheeler AFB/Army Fld	3,364	2,941	423
Barbers Point NAS	126,836	94,634	32,202	Fort Shafter	3,043	1,365	1,678
Wheeler AFB/Army Fld	105,248	99,364	5,884	Tripler Army Med Ctr	2,919	1,641	1,278
Aiea	44,812	41,771	3,041	Barbers Point NAS	1,433	1,048	385
Kekaha	37,177	1,396	35,781	Honolulu	758	283	475
Mililani Town	36,348	20,581	15,767	Camp H.M. Smith	752	723	29
Prime Contracts Over \$25,000 (Prior Three Years)	Total	Army	Navy & Marine Corps	Air Force	Other Defense Activities		
Fiscal Year 1994	\$803,297	\$263,183	\$425,998	\$68,291	\$45,825		
Fiscal Year 1993	631,021	244,275	237,579	59,948	89,219		
Fiscal Year 1992	622,728	173,655	282,644	76,366	90,063		
Top Five Contractors Receiving the Largest Dollar Volume of Prime Contract Awards in this State	Total Amount	Major Area of Work					
		FSC or Service Code Description	Amount				
1. HUNT BUILDING CORPORATION	\$42,057	Family Housing Facilities	\$42,057				
2. IIT CORPORATION	32,053	Operation/Radar & Navigational Facilities	16,991				
3. THE BROKEN HILL PROPRIETARY CO	29,372	Fuel Oils	20,584				
4. OHM CORPORATION	25,552	Maint/Restoration Activities	22,728				
5. MORRISON KNUDSEN CORP DEL CORP	23,474	Other Residential Buildings	16,908				
Total of Above	\$152,508	(22.6% of total awards over \$25,000)					

Prepared by: Washington Headquarters Services
Directorate for Information
Operations and Reports

MAP NO. 13

IDAHO



Prepared by: Washington Headquarters Services
Directorate for Information
Operations and Reports

IDAHO

FISCAL YEAR 1995

(DOLLARS IN THOUSANDS)

Personnel/Expenditures	Total	Army	Navy & Marine Corps	Air Force	Other Defense Activities
I. Personnel - Total	14,837	6,919	1,596	6,252	70
Active Duty Military	3,849	19	138	3,692	0
Civilian	1,615	711	71	763	70
Reserve & National Guard	9,373	6,189	1,387	1,797	0
II. Expenditures - Total	\$441,933	\$142,155	\$62,536	\$224,038	\$13,204
A. Payroll Outlays - Total	334,615	81,019	56,940	194,777	1,879
Active Duty Military Pay	103,020	506	10,099	92,415	0
Civilian Pay	53,423	23,335	3,210	24,999	1,879
Reserve & National Guard Pay	35,944	26,193	1,960	7,791	0
Retired Military Pay	142,228	30,985	41,671	69,572	0
B. Contracts Over \$25,000 - Total	96,903	51,026	5,585	29,066	11,226
Supply and Equipment Contracts	14,367	1,245	69-	2,233	10,958
RDT&E Contracts	11,999	6,623	5,337	39	0
Service Contracts	34,563	14,416	317	19,562	268
Construction Contracts	15,510	8,278	0	7,232	0
Civil Function Contracts	20,464	20,464	0	0	0
C. Grants	10,415	10,110	11	195	99

Major Locations of Expenditures	Expenditures			Major Locations of Personnel	Military and Civilian Personnel		
	Total	Payroll Outlays	Grants/Contracts		Total	Active Duty Military	Civilian
Mountain Home AFB	\$143,732	\$99,931	\$43,801	Mountain Home AFB	4,006	3,505	501
Boise City	107,098	78,621	28,477	Boise City	1,073	213	860
Idaho Falls	19,569	16,982	2,587	Idaho Falls	97	72	25
Mountain Home	16,490	16,370	120	Ahsahka	57	0	57
Kellogg	15,258	463	14,795	Bayview	54	1	53
Whitney	13,968	13,968	0	Moscow	54	51	3
Bayview	8,515	3,097	5,418	Old Town	38	0	38
Pocatello	6,256	5,823	433	Pocatello	18	3	15
Nampa	5,434	4,636	798	Mountain Home	14	1	13
Moscow	5,095	4,684	411	Lewiston	13	2	11

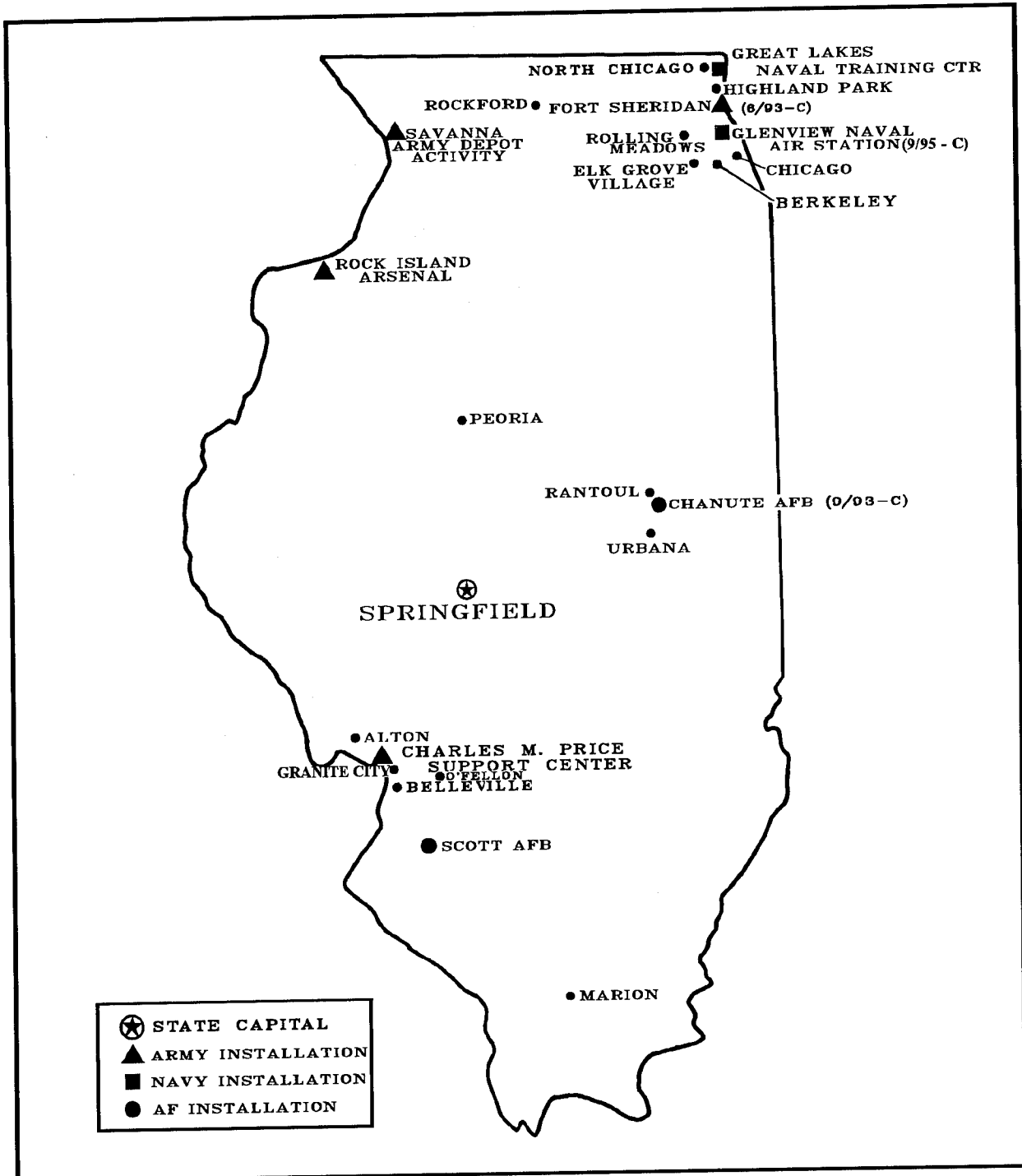
Prime Contracts Over \$25,000 (Prior Three Years)	Total	Army	Navy & Marine Corps	Air Force	Other Defense Activities
Fiscal Year 1994	\$66,159	\$26,907	\$2,844	\$19,550	\$16,858
Fiscal Year 1993	67,484	27,927	1,868	21,848	15,841
Fiscal Year 1992	66,269	15,092	2,335	29,202	19,640

Top Five Contractors Receiving the Largest Dollar Volume of Prime Contract Awards in this State	Total Amount	Major Area of Work	
		FSC or Service Code Description	Amount
1. MORRISON KNUDSEN CORP DEL CORP	\$10,951	Other Architect & Engineering Services	\$9,079
2. KIEWIT PETER SONS DE CORP	9,747	Maint/Other Airfield Structures	9,747
3. MCALVAIN CONSTRUCTION INC	7,332	Other Administrative & Service Buildings	7,185
4. MICRON TECHNOLOGY INC	6,818	RDTE/Other Research & Development-Basic Re	6,148
5. HEINZ H J COMPANY	6,209	Food Items for Resale	4,130
Total of Above	\$41,057	(42.4% of total awards over \$25,000)	

Prepared by: Washington Headquarters Services
 Directorate for Information
 Operations and Reports

MAP NO. 14

ILLINOIS



Prepared by: Washington Headquarters Services
Directorate for Information
Operations and Reports

ILLINOIS

FISCAL YEAR 1995

(DOLLARS IN THOUSANDS)

Personnel/Expenditures	Total	Army	Navy & Marine Corps	Air Force	Other Defense Activities
I. Personnel - Total	98,158	43,728	33,576	19,174	1,680
Active Duty Military	27,236	611	19,967	6,658	0
Civilian	16,345	8,757	2,013	3,895	1,680
Reserve & National Guard	54,577	34,360	11,596	8,621	0
II. Expenditures - Total	\$3,118,567	\$918,870	\$871,310	\$1,022,122	\$306,265
A. Payroll Outlays - Total	1,898,618	525,946	681,831	623,605	67,236
Active Duty Military Pay	751,152	16,228	476,217	258,707	0
Civilian Pay	574,697	287,438	72,746	147,277	67,236
Reserve & National Guard Pay	145,903	94,795	17,104	34,004	0
Retired Military Pay	426,866	127,485	115,764	183,617	0
B. Contracts Over \$25,000 - Total	1,150,883	359,226	173,904	381,119	236,634
Supply and Equipment Contracts	617,562	115,119	53,109	237,026	212,308
RDT&E Contracts	62,286	20,014	7,456	34,256	560
Service Contracts	303,867	77,685	96,682	105,734	23,766
Construction Contracts	31,671	10,911	16,657	4,103	0
Civil Function Contracts	135,497	135,497	0	0	0
C. Grants	69,066	33,698	15,575	17,398	2,395

Major Locations of Expenditures	Expenditures			Major Locations of Personnel	Military and Civilian Personnel		
	Total	Payroll Outlays	Grants/Contracts		Total	Active Duty Military	Civilian
Great Lakes	\$613,136	\$536,248	\$76,888	Great Lakes	21,505	19,431	2,074
Scott AFB	427,974	384,165	43,809	Scott AFB	9,732	6,519	3,213
Rock Island	264,495	219,110	45,385	Rock Island	6,461	159	6,302
Chicago	219,516	75,658	143,858	Chicago	1,591	146	1,445
Rolling Meadows	215,234	1,329	213,905	Springfield	584	80	504
Glenview	66,199	15,365	50,834	Fort Sheridan	504	332	172
Springfield	61,440	41,723	19,717	Champaign	406	26	380
Champaign	43,967	19,340	24,627	Peoria	397	91	306
Rockford	43,911	9,116	34,795	Savanna Army Depot	397	1	396
O'Fallon	43,654	25,008	18,646	Granite City	195	10	185

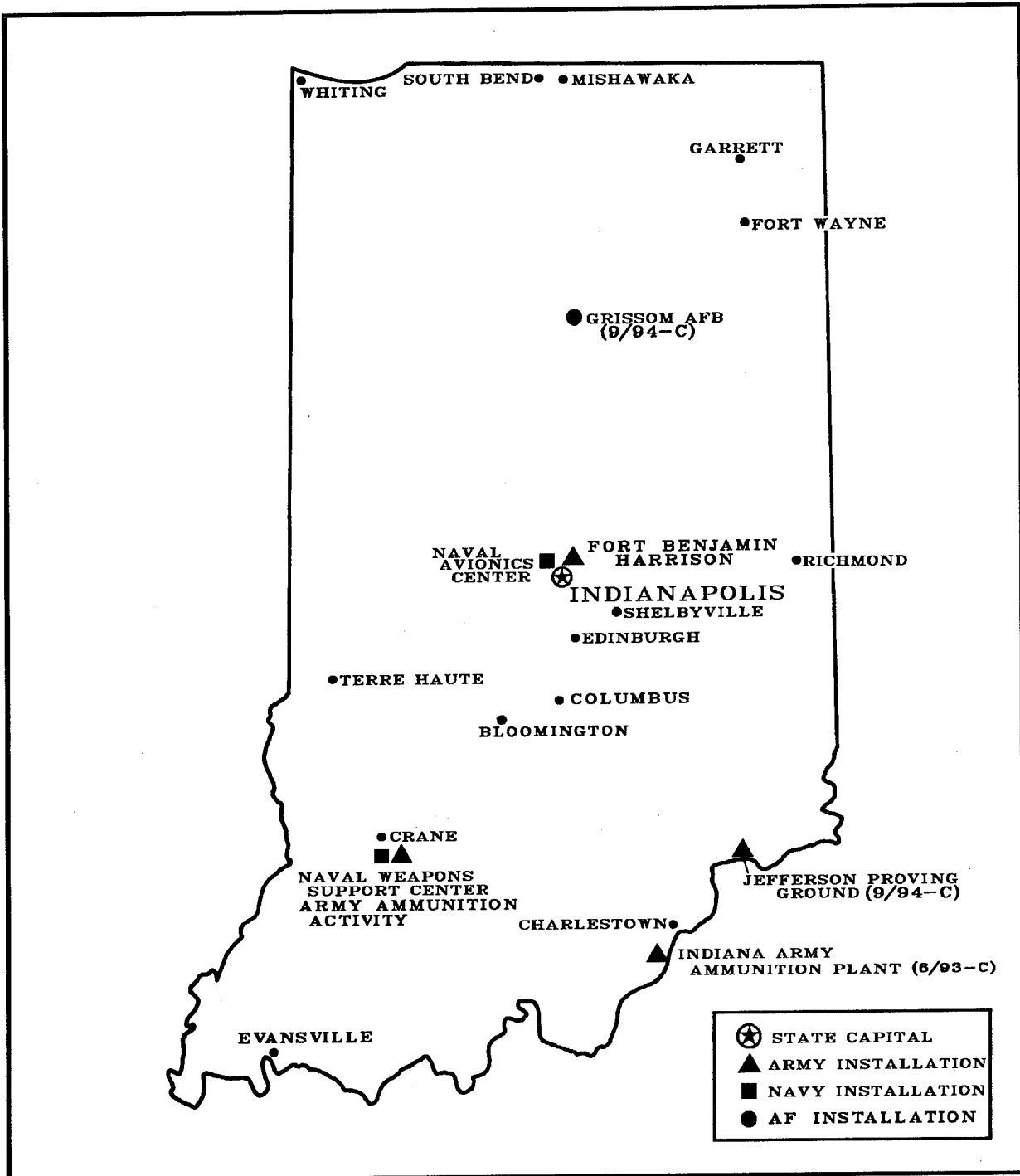
Prime Contracts Over \$25,000 (Prior Three Years)	Total	Army	Navy & Marine Corps	Air Force	Other Defense Activities
Fiscal Year 1994	\$1,256,390	\$368,852	\$125,884	\$484,352	\$277,302
Fiscal Year 1993	1,359,421	381,270	139,151	522,686	316,314
Fiscal Year 1992	1,353,550	388,100	236,743	416,749	311,958

Top Five Contractors Receiving the Largest Dollar Volume of Prime Contract Awards in this State	Total Amount	Major Area of Work	
		FSC or Service Code Description	Amount
1. NORTHROP GRUMMAN CORPORATION	\$211,349	Elct Cntrmers, Cntr-Cntr-Msrs & Qck Rctn C	\$161,288
2. PHILIP MORRIS COMPANIES INC	35,186	Food Items for Resale	14,826
3. CATERPILLAR INC	32,073	Tractor, Full Tracked, Low Speed	15,591
4. OLIN CORPORATION	27,795	Ammunition, through 30 mm	11,408
5. I I T RESEARCH INSTITUTE	26,960	RDTE/Other Research & Development-Eng/Manu	19,127
Total of Above	\$333,363	(29.0% of total awards over \$25,000)	

Prepared by: Washington Headquarters Services
Directorate for Information
Operations and Reports

MAP NO. 15

INDIANA



Prepared by: Washington Headquarters Services
Directorate for Information
Operations and Reports

INDIANA

FISCAL YEAR 1995

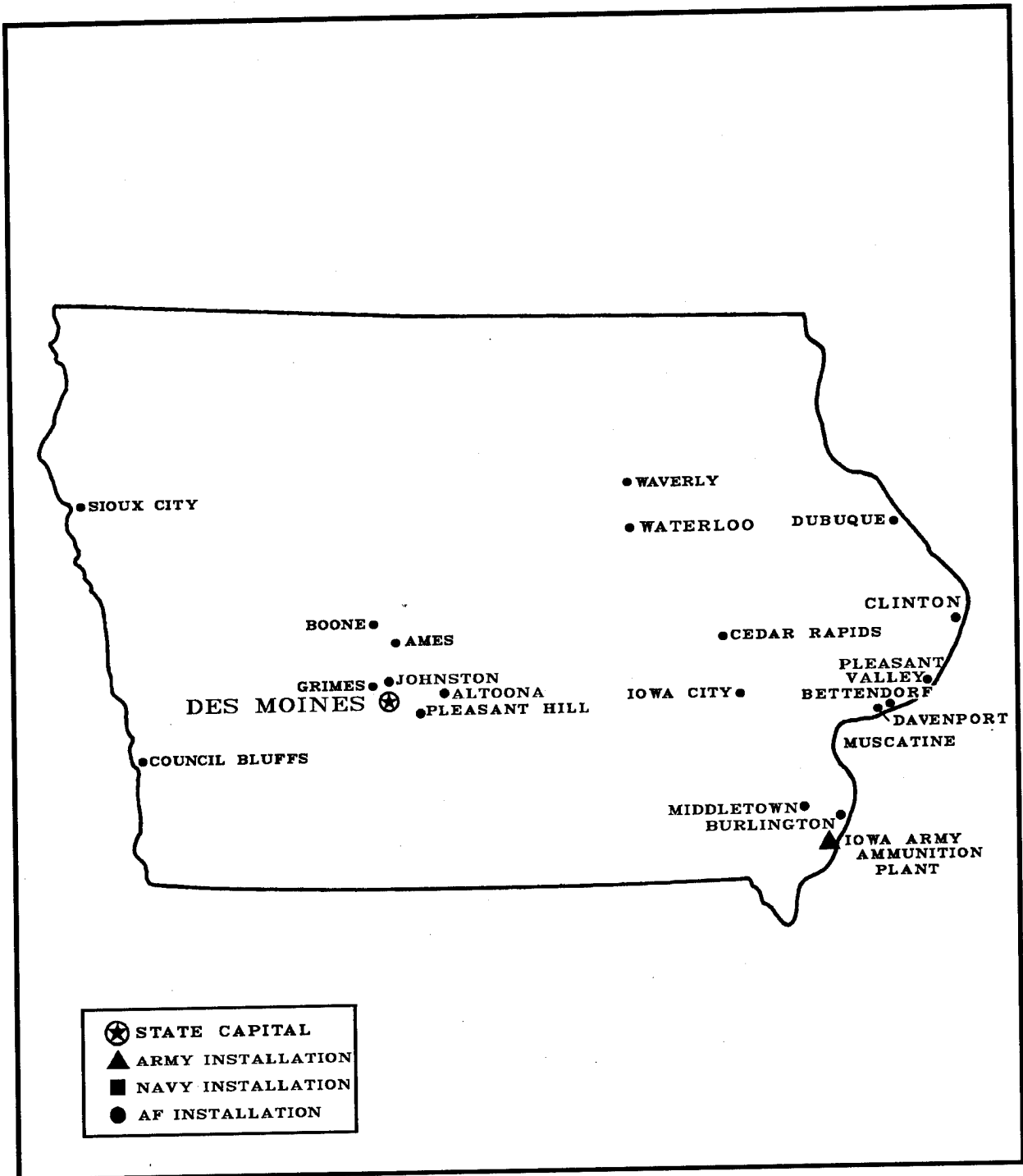
(DOLLARS IN THOUSANDS)

Personnel/Expenditures	Total	Army	Navy & Marine Corps	Air Force	Other Defense Activities		
I. Personnel - Total	50,908	28,518	12,000	6,668	3,722		
Active Duty Military	1,123	300	463	360	0		
Civilian	12,832	1,810	6,092	1,208	3,722		
Reserve & National Guard	36,953	26,408	5,445	5,100	0		
II. Expenditures - Total	\$2,363,473	\$1,017,211	\$654,062	\$386,385	\$305,815		
A. Payroll Outlays - Total	1,076,546	355,241	379,803	171,380	170,122		
Active Duty Military Pay	40,898	7,817	16,641	16,440	0		
Civilian Pay	557,507	50,869	291,245	45,271	170,122		
Reserve & National Guard Pay	218,263	189,431	7,492	21,340	0		
Retired Military Pay	259,878	107,124	64,425	88,329	0		
B. Contracts Over \$25,000 - Total	1,247,145	649,096	257,129	210,711	130,209		
Supply and Equipment Contracts	796,655	457,579	106,237	136,153	96,686		
RDT&E Contracts	83,311	25,690	34,069	23,552	0		
Service Contracts	305,081	117,366	103,186	51,006	33,523		
Construction Contracts	35,077	21,440	13,637	0	0		
Civil Function Contracts	27,021	27,021	0	0	0		
C. Grants	39,782	12,874	17,130	4,294	5,484		
Major Locations of Expenditures	Expenditures			Major Locations of Personnel	Military and Civilian Personnel		
	Total	Payroll Outlays	Grants/Contracts		Total	Active Duty Military	Civilian
Indianapolis	\$832,339	\$504,684	\$327,655	Indianapolis	6,961	534	6,427
Fort Wayne	415,000	35,794	379,206	Crane	4,192	84	4,108
Crane	207,599	174,053	33,546	Grisson AFB	799	72	727
Mishawaka	121,507	1,641	119,866	Fort Wayne	431	84	347
Columbus	67,290	3,112	64,178	Ft Benjamin Harrison	376	90	286
South Bend	49,616	10,061	39,555	Terre Haute	316	85	231
Grisson AFB	48,301	39,933	8,368	Edinburgh	123	12	111
Garrett	43,892	205	43,687	Jefferson Prov Grnd	103	10	93
Terre Haute	38,273	20,326	17,947	South Bend	96	34	62
Whiting	35,589	195	35,394	Shelbyville	65	0	65
Prime Contracts Over \$25,000 (Prior Three Years)	Total	Army	Navy & Marine Corps	Air Force	Other Defense Activities		
Fiscal Year 1994	\$1,318,904	\$750,717	\$162,000	\$270,224	\$135,963		
Fiscal Year 1993	1,761,204	861,673	348,731	307,583	243,217		
Fiscal Year 1992	1,517,308	956,509	237,559	199,788	123,452		
Top Five Contractors Receiving the Largest Dollar Volume of Prime Contract Awards in this State	Total Amount	Major Area of Work		Amount			
		FSC or Service Code Description					
1. ITI CORPORATION	\$248,144	Radio & TV Comm Equipment, Except Airborne		\$184,763			
2. MESC HOLDINGS, INC	161,671	Underwater Sound Equipment		43,269			
3. ROLLS-ROYCE PLC	146,550	Gas Turbines and Jet Engines, Acft & Comps		50,239			
4. RENCO GROUP THE INC	113,768	Trucks and Truck Tractors, Wheeled		104,937			
5. GENERAL MOTORS CORPORATION	67,582	Vehicular Power Transmission Components		59,761			
Total of Above	\$737,715	(59.2% of total awards over \$25,000)					

Prepared by: Washington Headquarters Services
Directorate for Information
Operations and Reports

MAP NO. 16

IOWA



Prepared by: Washington Headquarters Services
Directorate for Information
Operations and Reports

IOWA

FISCAL YEAR 1995

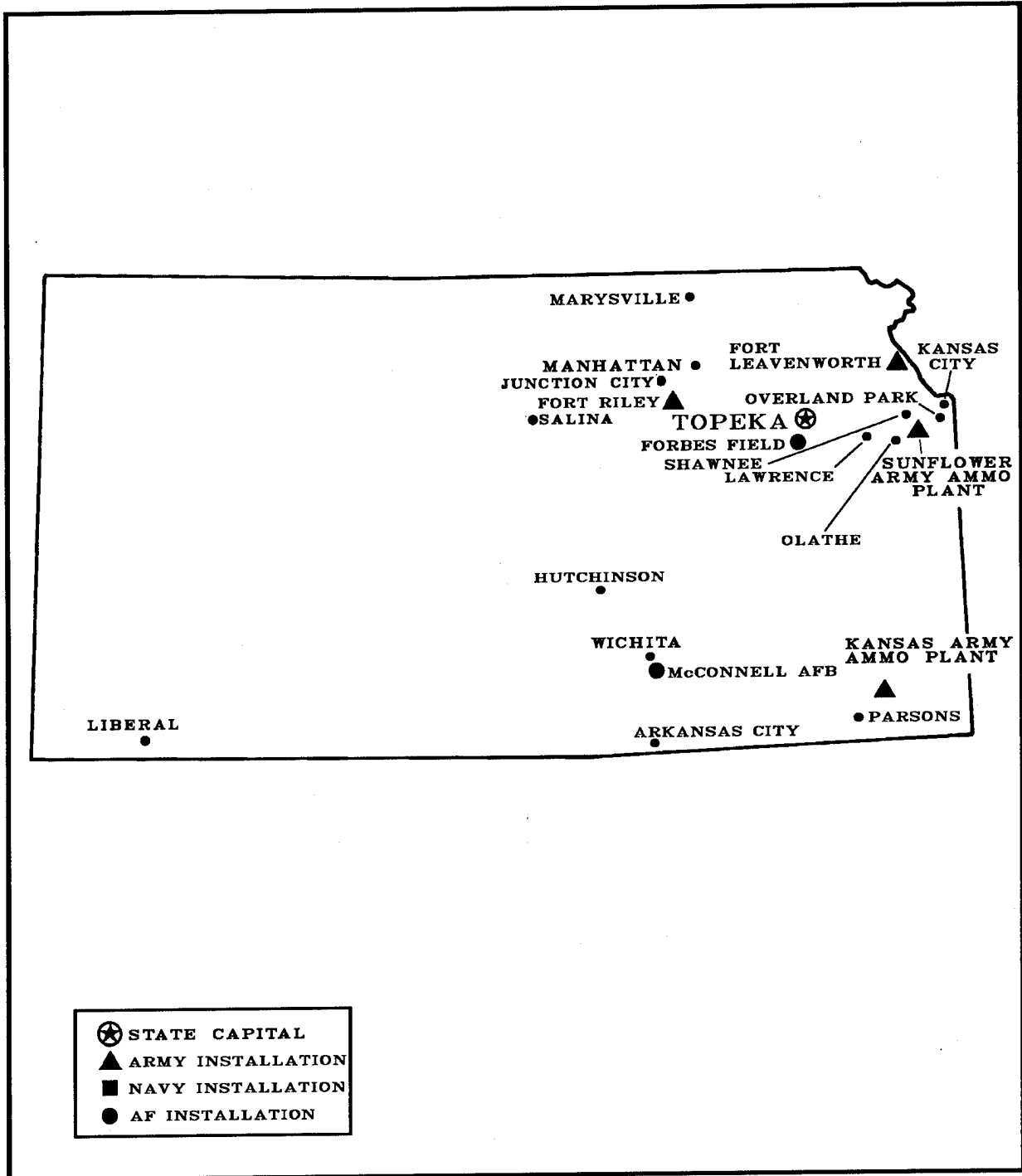
(DOLLARS IN THOUSANDS)

Personnel/Expenditures	Total	Army	Navy & Marine Corps	Air Force	Other Defense Activities		
I. Personnel - Total	22,098	15,499	3,161	3,366	72		
Active Duty Military	353	194	69	90	0		
Civilian	1,549	936	4	537	72		
Reserve & National Guard	20,196	14,369	3,088	2,739	0		
II. Expenditures - Total	\$700,064	\$284,009	\$183,899	\$204,982	\$27,174		
A. Payroll Outlays - Total	250,419	132,546	42,081	72,376	3,416		
Active Duty Military Pay	13,125	5,093	2,247	5,785	0		
Civilian Pay	50,124	30,692	127	15,889	3,416		
Reserve & National Guard Pay	73,285	56,991	4,851	11,443	0		
Retired Military Pay	113,885	39,770	34,856	39,259	0		
B. Contracts Over \$25,000 - Total	436,519	140,989	140,143	131,629	23,758		
Supply and Equipment Contracts	240,572	27,418	122,808	69,864	20,482		
RDT&E Contracts	70,735	9,368	7,790	53,577	0		
Service Contracts	69,321	48,312	9,545	8,188	3,276		
Construction Contracts	22,694	22,694	0	0	0		
Civil Function Contracts	33,197	33,197	0	0	0		
C. Grants	13,126	10,474	1,675	977	0		
Major Locations of Expenditures	Expenditures			Major Locations of Personnel	Military and Civilian Personnel		
	Total	Payroll Outlays	Grants/Contracts		Total	Active Duty Military	Civilian
Cedar Rapids	\$289,484	\$12,192	\$277,292	Des Moines	656	200	456
Des Moines	61,452	36,877	24,575	Sioux City	327	51	276
Iowa AAP	50,599	0	50,599	Camp Dodge	292	1	291
Sioux City	29,759	21,387	8,372	Cedar Rapids	90	9	81
Camp Dodge	24,303	14,671	9,632	Waterloo	66	13	53
Davenport	22,889	8,195	14,694	Davenport	52	1	51
Johnston	9,429	8,269	1,160	Ames	47	42	5
West Des Moines	9,235	965	8,270	Fort Dodge	36	1	35
Iowa City	8,594	4,076	4,518	Boone	33	0	33
Dubuque	8,174	5,303	2,871	Iowa City	33	23	10
Prime Contracts Over \$25,000 (Prior Three Years)	Total	Army	Navy & Marine Corps	Air Force	Other Defense Activities		
Fiscal Year 1994	\$309,216	\$90,431	\$81,022	\$118,391	\$19,372		
Fiscal Year 1993	363,500	108,263	79,963	150,508	24,766		
Fiscal Year 1992	441,980	151,328	83,190	171,880	35,582		
Top Five Contractors Receiving the Largest Dollar Volume of Prime Contract Awards in this State	Total Amount	Major Area of Work					
		FSC or Service Code Description	Amount				
1. ROCKWELL INTERNATIONAL CORP	\$269,280	Radio and TV Comm Equipment, Airborne	\$93,767				
2. MASON COMPANY THE (DEL)	37,240	Operation/Ammunition Facilities	35,818				
3. LITTON INDUSTRIES INC	13,801	Aircraft AC, Heating, and Pressurizing Equ	10,687				
4. ENVIRONMENTAL CHEMICAL CORP	7,857	All Other Non-Building Facilities	7,857				
5. INDUSTRIAL BUILDERS, INC	7,537	Other Conservation & Development Facilitie	7,501				
Total of Above	\$335,715	(76.9% of total awards over \$25,000)					

Prepared by: Washington Headquarters Services
Directorate for Information
Operations and Reports

MAP NO. 17

KANSAS



Prepared by: Washington Headquarters Services
Directorate for Information
Operations and Reports

KANSAS

FISCAL YEAR 1995

(DOLLARS IN THOUSANDS)

Personnel/Expenditures	Total	Army	Navy & Marine Corps	Air Force	Other Defense Activities
I. Personnel - Total	44,709	33,835	2,617	7,593	664
Active Duty Military	18,778	15,006	194	3,578	0
Civilian	5,904	4,168	36	1,036	664
Reserve & National Guard	20,027	14,661	2,387	2,979	0
II. Expenditures - Total	\$1,978,826	\$1,095,446	\$127,036	\$673,654	\$82,690
A. Payroll Outlays - Total	1,113,201	766,752	61,056	262,704	22,689
Active Duty Military Pay	556,555	430,210	7,755	118,590	0
Civilian Pay	198,860	136,723	2,813	36,635	22,689
Reserve & National Guard Pay	93,765	78,036	3,942	11,787	0
Retired Military Pay	264,021	121,783	46,546	95,692	0
B. Contracts Over \$25,000 - Total	856,668	320,395	65,604	410,716	59,953
Supply and Equipment Contracts	462,565	165,644	31,996	207,709	57,216
RDT&E Contracts	9,343	709-	282	9,770	0
Service Contracts	349,874	136,699	33,326	177,112	2,737
Construction Contracts	26,223	10,098	0	16,125	0
Civil Function Contracts	8,663	8,663	0	0	0
C. Grants	8,957	8,299	376	234	48

Major Locations of Expenditures	Expenditures			Major Locations of Personnel	Military and Civilian Personnel		
	Total	Payroll Outlays	Grants/Contracts		Total	Active Duty Military	Civilian
Wichita	\$615,332	\$47,746	\$567,586	Fort Riley	14,002	12,081	1,921
Fort Riley	500,126	445,570	54,556	Fort Leavenworth	5,031	3,200	1,831
Fort Leavenworth	209,912	151,595	58,317	McConnell AFB	4,129	3,255	874
McConnell AFB	170,496	138,963	31,533	Wichita	328	36	292
Leavenworth	46,864	25,678	21,186	Forbes Field	281	67	214
Topeka	45,839	25,176	20,663	Topeka	281	43	238
Junction City	24,606	22,625	1,981	Junction City	127	0	127
Liberal	23,457	787	22,670	Lawrence	68	50	18
Manhattan	20,524	15,264	5,260	Olathe	54	2	52
Olathe	19,582	10,797	8,785	Salina	49	17	32

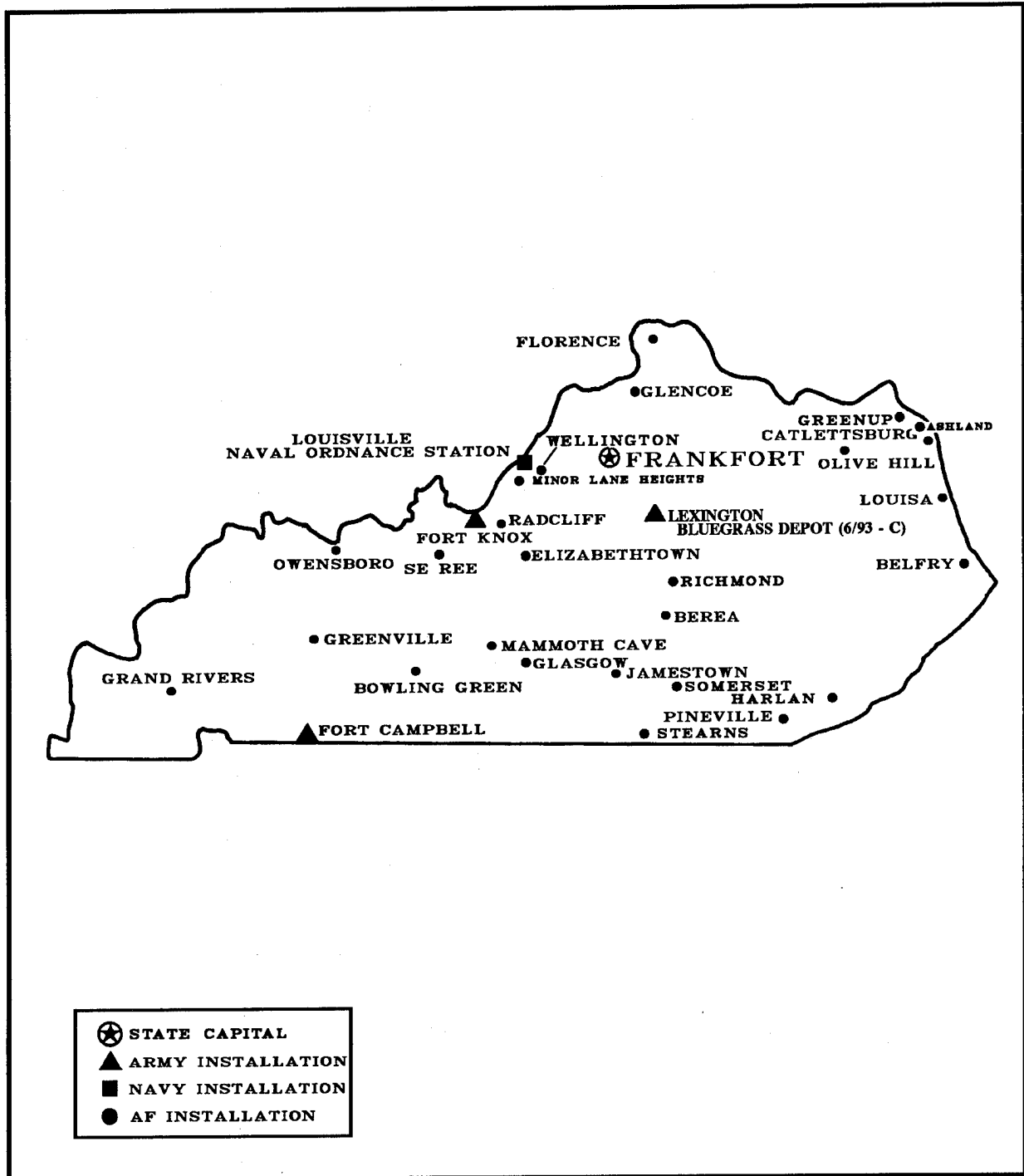
Prime Contracts Over \$25,000 (Prior Three Years)	Total	Army	Navy & Marine Corps	Air Force	Other Defense Activities
Fiscal Year 1994	\$580,103	\$254,124	\$182,833-	\$430,998	\$77,814
Fiscal Year 1993	658,655	255,596	12,044	312,979	78,036
Fiscal Year 1992	855,130	289,121	11,727	491,340	62,942

Top Five Contractors Receiving the Largest Dollar Volume of Prime Contract Awards in this State	Total Amount	Major Area of Work	
		FSC or Service Code Description	Amount
1. BOEING COMPANY THE	\$215,541	Modification of Eq/Aircraft Structural Com	\$97,484
2. RAYTHEON COMPANY	163,218	Aircraft Fixed Wing	98,637
3. MCDONNELL DOUGLAS CORPORATION	125,337	Aircraft Fixed Wing	125,337
4. TEXTRON INC	27,318	Vocational/Technical	27,289
5. LOGICON INC	21,307	Other ADP & Telecommunication Services	21,307
Total of Above	\$552,721	(64.5% of total awards over \$25,000)	

Prepared by: Washington Headquarters Services
Directorate for Information
Operations and Reports

MAP NO. 18

KENTUCKY



Prepared by: Washington Headquarters Services
Directorate for Information
Operations and Reports

KENTUCKY

FISCAL YEAR 1995

(DOLLARS IN THOUSANDS)

Personnel/Expenditures	Total	Army	Navy & Marine Corps	Air Force	Other Defense Activities
I. Personnel - Total	67,604	57,897	5,427	2,489	1,791
Active Duty Military	31,821	31,262	263	296	0
Civilian	11,669	7,908	1,713	257	1,791
Reserve & National Guard	24,114	18,727	3,451	1,936	0
II. Expenditures - Total	\$2,275,931	\$1,738,649	\$156,415	\$133,556	\$247,311
A. Payroll Outlays - Total	1,710,954	1,421,895	139,393	94,170	55,496
Active Duty Military Pay	935,142	917,599	7,466	10,077	0
Civilian Pay	399,689	259,857	76,301	8,035	55,496
Reserve & National Guard Pay	81,681	70,519	4,320	6,842	0
Retired Military Pay	294,442	173,920	51,306	69,216	0
B. Contracts Over \$25,000 - Total	561,215	313,629	16,686	39,386	191,514
Supply and Equipment Contracts	168,092	63,902	9,761	18,570	75,859
RDT&E Contracts	2,273	1,226	212	835	0
Service Contracts	273,107	130,758	6,713	19,981	115,655
Construction Contracts	80,778	80,778	0	0	0
Civil Function Contracts	36,965	36,965	0	0	0
C. Grants	3,762	3,125	336	0	301

Major Locations of Expenditures	Expenditures			Major Locations of Personnel	Military and Civilian Personnel		
	Total	Payroll Outlays	Grants/Contracts		Total	Active Duty Military	Civilian
Fort Campbell	\$873,477	\$752,484	\$120,993	Fort Campbell	26,090	23,019	3,071
Fort Knox	524,807	427,726	97,081	Fort Knox	12,819	8,455	4,364
Louisville	202,739	150,580	52,159	Louisville	3,016	247	2,769
Lexington	189,219	15,320	173,899	Richmond	531	15	516
Richmond	33,100	32,003	1,097	Frankfort	316	27	289
Radcliff	29,040	29,040	0	Hopkinsville	100	1	99
Florence	28,127	2,394	25,733	Lexington	95	33	62
Frankfort	26,296	20,333	5,963	Grand Rivers	33	0	33
Elizabethtown	16,986	16,601	385	Bowling Green	32	7	25
Hopkinsville	14,815	14,168	647	Greenville	23	0	23

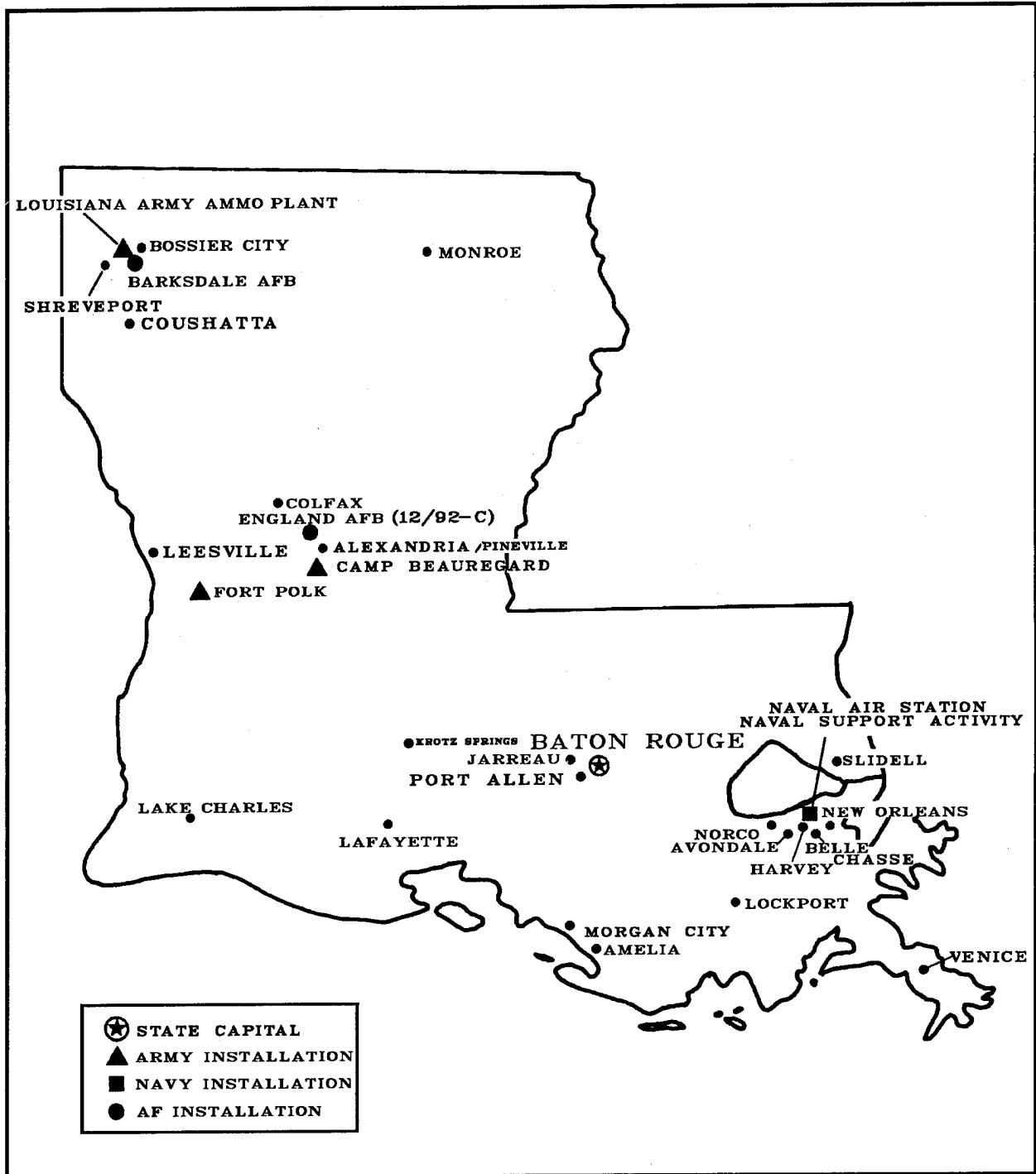
Prime Contracts Over \$25,000 (Prior Three Years)	Total	Army	Navy & Marine Corps	Air Force	Other Defense Activities
Fiscal Year 1994	\$769,101	\$312,516	\$15,986	\$30,504	\$410,095
Fiscal Year 1993	847,091	560,318	17,089	117,539	152,145
Fiscal Year 1992	437,121	308,763	23,419	20,835	84,104

Top Five Contractors Receiving the Largest Dollar Volume of Prime Contract Awards in this State	Total Amount	Major Area of Work	
		FSC or Service Code Description	Amount
1. RAYTHEON COMPANY	\$114,009	Maint & Repair of Eq/Miscellaneous Equipme	\$113,126
2. GOVERNMENT OF UNITED STATES	46,416	Office Furniture	22,857
3. PENCE, HOWARD W INC	28,629	Troop Housing Facilities	20,934
4. KECO INDUSTRIES, INC	25,101	Water Purification Equipment	14,071
5. B A T INDUSTRIES PLC	18,802	Food Items for Resale	13,064
Total of Above	\$232,957	(41.5% of total awards over \$25,000)	

Prepared by: Washington Headquarters Services
Directorate for Information
Operations and Reports

MAP NO. 19

LOUISIANA



Prepared by: Washington Headquarters Services
Directorate for Information
Operations and Reports

LOUISIANA

FISCAL YEAR 1995

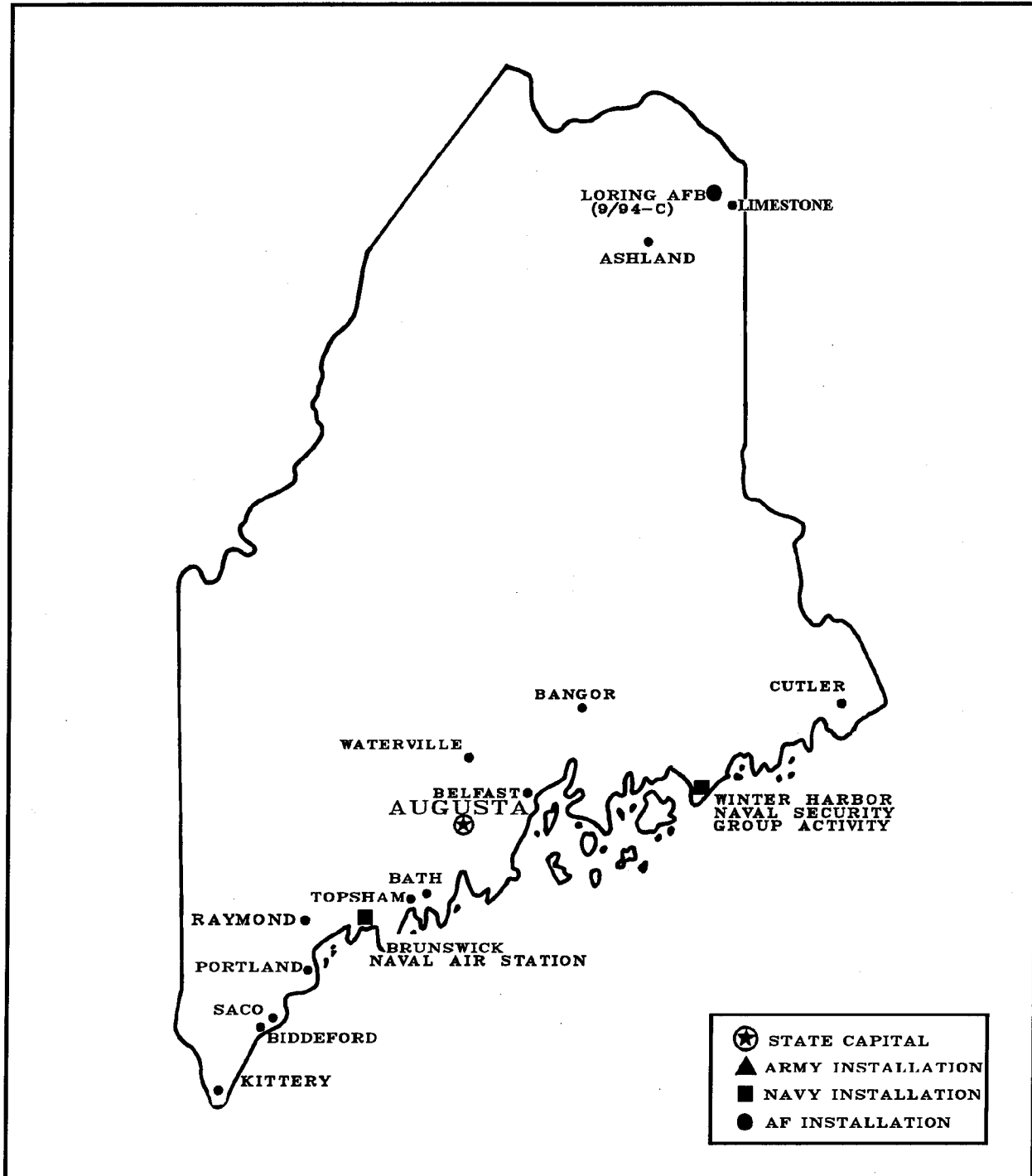
(DOLLARS IN THOUSANDS)

Personnel/Expenditures	Total	Army	Navy & Marine Corps	Air Force	Other Defense Activities		
I. Personnel - Total	61,846	36,443	11,513	13,195	695		
Active Duty Military	16,720	9,255	1,673	5,792	0		
Civilian	8,570	4,408	1,700	1,767	695		
Reserve & National Guard	36,556	22,780	8,140	5,636	0		
II. Expenditures - Total	\$2,383,066	\$966,064	\$512,293	\$509,152	\$395,557		
A. Payroll Outlays - Total	1,336,500	647,394	224,010	440,493	24,603		
Active Duty Military Pay	524,216	292,553	56,376	175,287	0		
Civilian Pay	289,609	144,736	60,798	59,472	24,603		
Reserve & National Guard Pay	131,072	84,739	21,500	24,833	0		
Retired Military Pay	391,603	125,366	85,336	180,901	0		
B. Contracts Over \$25,000 - Total	1,030,772	311,756	280,307	68,232	370,477		
Supply and Equipment Contracts	458,644	14,106	66,459	9,757	368,322		
RDT&E Contracts	15,098	2,734	11,852	462	50		
Service Contracts	317,452	104,046	173,607	37,694	2,105		
Construction Contracts	68,479	19,771	28,389	20,319	0		
Civil Function Contracts	171,099	171,099	0	0	0		
C. Grants	15,794	6,914	7,976	427	477		
Major Locations of Expenditures	Expenditures			Major Locations of Personnel	Military and Civilian Personnel		
	Total	Payroll Outlays	Grants/Contracts		Total	Active Duty Military	Civilian
New Orleans	\$469,700	\$239,476	\$230,224	Fort Polk	11,334	9,051	2,283
Fort Polk	455,307	368,945	86,362	Barksdale AFB	6,837	5,628	1,209
Bossier City	348,965	266,032	82,933	New Orleans	5,267	1,746	3,521
Baton Rouge	199,460	20,219	179,241	Belle Chasse	597	90	507
Krotz Springs	126,516	163	126,353	Camp Beauregard	222	4	218
Lake Charles	71,565	13,003	58,562	Baton Rouge	97	57	40
Shreveport	64,778	38,203	26,575	Shreveport	93	40	53
Slidell	44,246	13,462	30,784	Leesville	82	0	82
Lockport	42,123	724	41,399	Monroe	66	18	48
Belle Chasse	34,120	20,570	13,550	Avondale	53	0	53
Prime Contracts Over \$25,000 (Prior Three Years)	Total	Army	Navy & Marine Corps	Air Force	Other Defense Activities		
Fiscal Year 1994	\$2,148,116	\$404,539	\$1,167,306	\$32,002	\$544,269		
Fiscal Year 1993	1,554,603	421,452	860,847	33,243	239,061		
Fiscal Year 1992	1,204,078	473,329	432,737	47,485	250,527		
Top Five Contractors Receiving the Largest Dollar Volume of Prime Contract Awards in this State	Total Amount	Major Area of Work					
		FSC or Service Code Description	Amount				
1. EXXON CORPORATION	\$159,494	Liquid Propellants & Fuel, Petroleum Base		\$159,494			
2. SALOMON INC	126,353	Liquid Propellants & Fuel, Petroleum Base		126,353			
3. GOLD LINE REFINING LTD	51,821	Liquid Propellants & Fuel, Petroleum Base		51,821			
4. INTERNATIONAL SHIPHOLDING CORP	46,402	Marine Charter For Things		46,402			
5. BOLLINGER SHIPYARDS INC	38,554	Small Craft		30,101			
Total of Above	\$422,624	(41.0% of total awards over \$25,000)					

Prepared by: Washington Headquarters Services
Directorate for Information
Operations and Reports

MAP NO. 20

MAINE



Prepared by: Washington Headquarters Services
Directorate for Information
Operations and Reports

MAINE

FISCAL YEAR 1995

(DOLLARS IN THOUSANDS)

Personnel/Expenditures	Total	Army	Navy & Marine Corps	Air Force	Other Defense Activities
I. Personnel - Total	16,160	5,764	8,099	2,076	221
Active Duty Military	1,824	224	1,496	104	0
Civilian	5,686	290	4,875	300	221
Reserve & National Guard	8,650	5,250	1,728	1,672	0
II. Expenditures - Total	\$1,263,381	\$134,595	\$985,012	\$112,191	\$31,583
A. Payroll Outlays - Total	544,123	84,351	376,484	75,944	7,344
Active Duty Military Pay	112,071	5,863	100,731	5,477	0
Civilian Pay	235,970	9,566	209,481	9,579	7,344
Reserve & National Guard Pay	44,492	33,643	2,276	8,573	0
Retired Military Pay	151,590	35,279	63,996	52,315	0
B. Contracts Over \$25,000 - Total	710,677	44,971	606,535	36,222	22,949
Supply and Equipment Contracts	588,099	29,744	537,503	239	20,613
RDT&E Contracts	8,037	6,621	1,325	91	0
Service Contracts	105,214	2,673	65,485	34,720	2,336
Construction Contracts	7,737	4,343	2,222	1,172	0
Civil Function Contracts	1,590	1,590	0	0	0
C. Grants	8,581	5,273	1,993	25	1,290

Major Locations of Expenditures	Expenditures			Major Locations of Personnel	Military and Civilian Personnel		
	Total	Payroll Outlays	Grants/Contracts		Total	Active Duty Military	Civilian
Bath	\$592,553	\$23,966	\$568,587	Kittery	4,059	2	4,057
Kittery	183,875	183,664	211	Brunswick	1,350	955	395
Brunswick	124,767	99,358	25,409	Winter Harbor	445	358	87
Bangor	39,781	27,505	12,276	Bangor	401	74	327
Saco	35,185	2,411	32,774	Bath	302	26	276
Loring AFB	35,040	2,367	32,673	Topsham	279	222	57
Augusta	22,310	16,938	5,372	Cutler	216	111	105
Winter Harbor	15,184	13,161	2,023	Augusta	175	6	169
Cutler	11,559	6,381	5,178	Limestone	72	0	72
Topsham	11,498	11,498	0	Portland	56	26	30

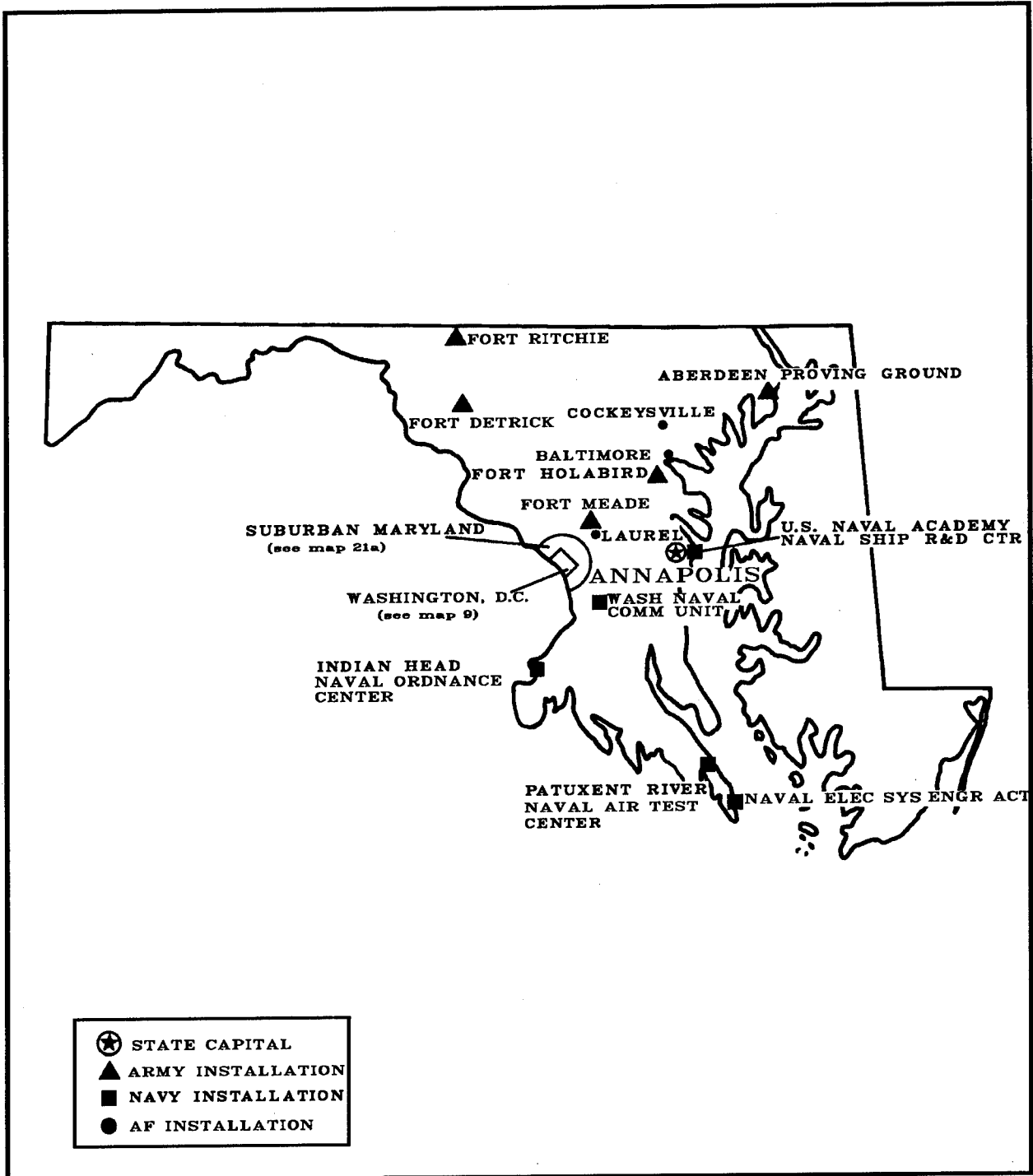
Prime Contracts Over \$25,000 (Prior Three Years)	Total	Army	Navy & Marine Corps	Air Force	Other Defense Activities
Fiscal Year 1994	\$924,544	\$49,938	\$814,702	\$28,311	\$31,593
Fiscal Year 1993	1,109,861	45,110	1,031,412	21,122	12,217
Fiscal Year 1992	1,304,968	72,283	1,195,889	11,417	25,379

Top Five Contractors Receiving the Largest Dollar Volume of Prime Contract Awards in this State	Total Amount	Major Area of Work	
		FSC or Service Code Description	Amount
1. FULCRUM II LIMITED PARTNERSHIP	\$563,369	Destroyers	\$530,213
2. DUCHOSSOIS INDUSTRIES INC	32,630	Guns, over 30 mm up to 75 mm	27,560
3. BECHTEL GROUP INC	25,132	Maint/Unimproved Real Property (Land)	25,132
4. OHM CORPORATION	10,478	Maint/Restoration Activities	10,478
5. CREATIVE APPAREL ASSOCIATES	6,743	Notions and Apparel Findings	3,696
Total of Above	\$638,352	(89.8% of total awards over \$25,000)	

Prepared by: Washington Headquarters Services
Directorate for Information
Operations and Reports

MAP NO. 21

MARYLAND



Prepared by: Washington Headquarters Services
Directorate for Information
Operations and Reports

MARYLAND

FISCAL YEAR 1995

(DOLLARS IN THOUSANDS)

Personnel/Expenditures	Total	Army	Navy & Marine Corps	Air Force	Other Defense Activities
I. Personnel - Total	102,177	46,090	34,120	15,748	6,219
Active Duty Military	31,355	9,980	14,869	6,506	0
Civilian	36,319	14,059	13,827	2,214	6,219
Reserve & National Guard	34,503	22,051	5,424	7,028	0
II. Expenditures - Total	\$7,830,317	\$2,232,831	\$3,367,292	\$1,489,555	\$740,639
A. Payroll Outlays - Total	3,256,258	1,126,355	1,303,730	565,716	260,457
Active Duty Military Pay	887,917	260,056	401,730	226,131	0
Civilian Pay	1,497,661	485,375	635,806	116,023	260,457
Reserve & National Guard Pay	138,424	83,097	27,616	27,711	0
Retired Military Pay	732,256	297,827	238,578	195,851	0
B. Contracts Over \$25,000 - Total	4,492,301	1,075,961	2,052,911	915,031	448,398
Supply and Equipment Contracts	1,443,726	264,569	588,979	469,114	121,064
RDT&E Contracts	828,376	161,316	470,818	144,915	51,327
Service Contracts	1,973,613	481,786	916,097	299,723	276,007
Construction Contracts	211,222	132,926	77,017	1,279	0
Civil Function Contracts	35,364	35,364	0	0	0
C. Grants	81,758	30,515	10,651	8,808	31,784

Major Locations of Expenditures	Expenditures			Major Locations of Personnel	Military and Civilian Personnel		
	Total	Payroll Outlays	Grants/Contracts		Total	Active Duty Military	Civilian
Baltimore	\$982,971	\$116,409	\$866,562	Aberdeen Prov Grnd	10,334	3,150	7,184
Bethesda	737,574	289,763	447,811	Fort Meade	9,034	6,329	2,705
Aberdeen Prov Grnd	562,291	365,775	196,516	Annapolis	8,013	5,449	2,564
Annapolis	460,864	239,428	221,436	Andrews AFB	7,895	5,906	1,989
Patuxent River NAS	423,375	234,672	188,703	Bethesda	6,757	4,273	2,484
Andrews AFB	364,289	312,686	51,603	Patuxent River NAS	5,830	2,424	3,406
Rockville	354,045	24,290	329,755	Indian Head	2,774	423	2,351
Fort Meade	331,722	278,044	53,678	Brookmont	2,719	7	2,712
Laurel	293,212	15,944	277,268	Fort Detrick	2,691	910	1,781
Gaithersburg	281,956	12,024	269,932	Fort Ritchie	1,674	845	829

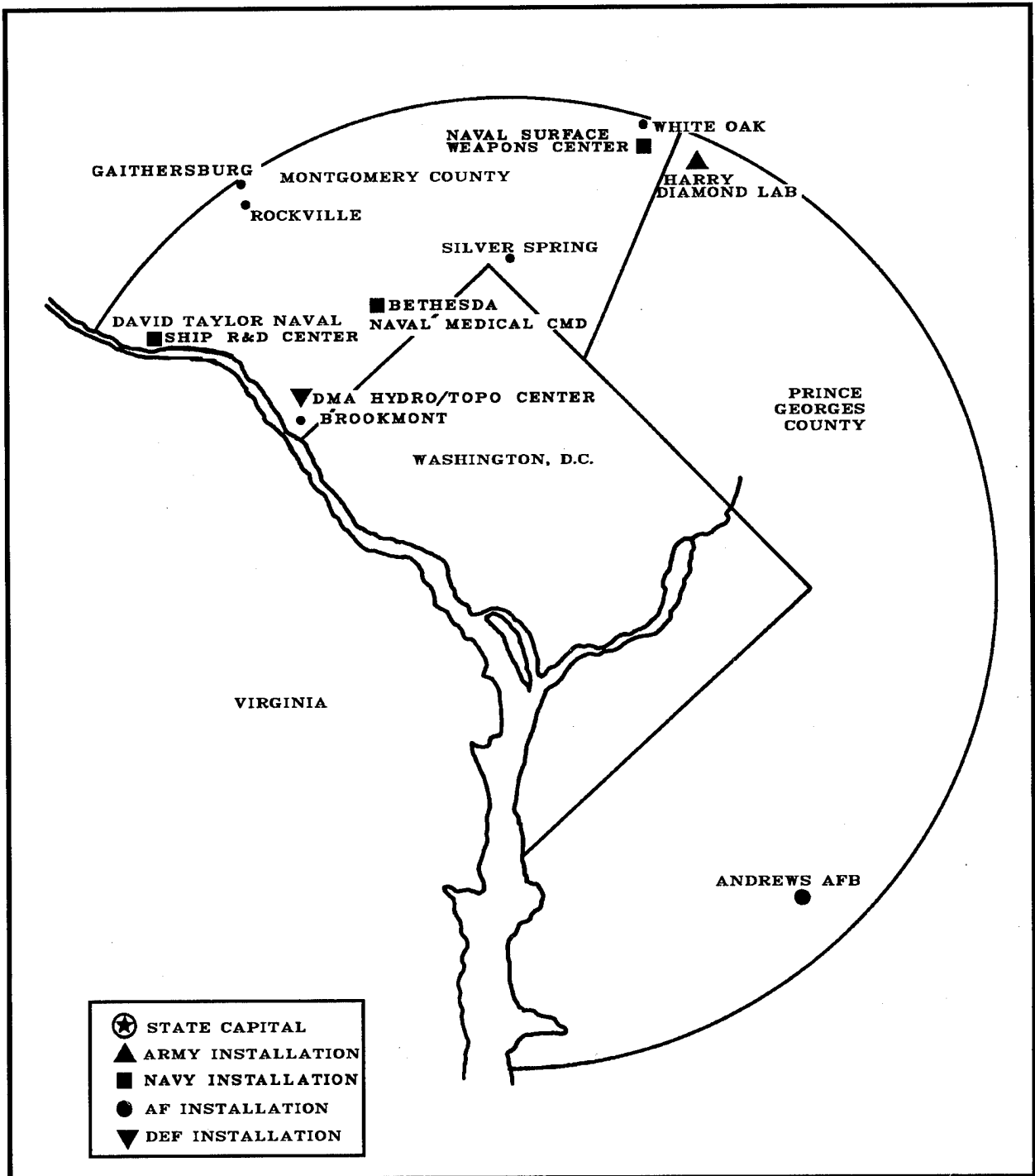
Prime Contracts Over \$25,000 (Prior Three Years)	Total	Army	Navy & Marine Corps	Air Force	Other Defense Activities
Fiscal Year 1994	\$4,256,141	\$908,365	\$2,058,147	\$851,382	\$438,247
Fiscal Year 1993	3,992,356	697,518	1,875,179	1,060,292	359,367
Fiscal Year 1992	4,050,284	661,607	2,224,468	795,644	368,565

Top Five Contractors Receiving the Largest Dollar Volume of Prime Contract Awards in this State	Total Amount	Major Area of Work	
		FSC or Service Code Description	Amount
1. WESTINGHOUSE ELECTRIC CORP	\$557,629	Aircraft Gunnery Fire Control Components	\$201,180
2. JOHNS HOPKINS UNIVERSITY	274,258	RDTE/Weapons-Demo/Valid	271,085
3. LOCKHEED MARTIN CORPORATION	258,688	Launchers, Guided Missile	200,029
4. TRACOR INC	230,444	Engineering Technical Services	87,260
5. INTERNATIONAL BUS MCHS CORP	184,350	Modification of Eq/Communication Equipment	90,558
Total of Above	\$1,505,369	(33.5% of total awards over \$25,000)	

Prepared by: Washington Headquarters Services
Directorate for Information
Operations and Reports

MAP NO. 21a

SUBURBAN MARYLAND



Prepared by: Washington Headquarters Services
Directorate for Information
Operations and Reports

MASSACHUSETTS

FISCAL YEAR 1995

(DOLLARS IN THOUSANDS)

Personnel/Expenditures	Total	Army	Navy & Marine Corps	Air Force	Other Defense Activities		
I. Personnel - Total	44,915	23,507	7,459	12,291	1,658		
Active Duty Military	3,500	891	598	2,011	0		
Civilian	8,957	2,832	639	3,828	1,658		
Reserve & National Guard	32,458	19,784	6,222	6,452	0		
<hr/>							
II. Expenditures - Total	\$5,841,195	\$1,856,277	\$2,000,143	\$1,730,808	\$253,967		
A. Payroll Outlays - Total	873,116	308,100	152,868	338,398	73,750		
Active Duty Military Pay	114,494	23,390	21,882	69,222	0		
Civilian Pay	338,281	92,981	27,300	144,250	73,750		
Reserve & National Guard Pay	139,403	95,423	13,852	30,128	0		
Retired Military Pay	280,938	96,306	89,834	94,798	0		
B. Contracts Over \$25,000 - Total	4,846,236	1,522,969	1,787,744	1,380,115	155,408		
Supply and Equipment Contracts	2,146,094	736,724	844,795	476,894	87,681		
RDT&E Contracts	1,780,508	378,220	677,977	664,829	59,482		
Service Contracts	839,985	330,937	264,972	235,831	8,245		
Construction Contracts	27,143	24,582	0	2,561	0		
Civil Function Contracts	52,506	52,506	0	0	0		
C. Grants	121,843	25,208	59,531	12,295	24,809		
<hr/>							
Major Locations of Expenditures	Expenditures			Major Locations of Personnel	Military and Civilian Personnel		
	Total	Payroll Outlays	Grants/Contracts		Total	Active Duty Military	Civilian
Lynn	\$976,254	\$8,535	\$967,719	Hanscom AFB	3,681	1,717	1,964
Bedford	800,591	0	800,591	Boston	1,388	382	1,006
Cambridge	426,753	10,001	416,752	Fort Devens	1,266	586	680
Lexington	396,091	0	396,091	Natick	1,249	117	1,132
Wayland	245,059	2,375	242,684	Westover ARB	1,028	6	1,022
Wilmington	209,164	2,392	206,772	Waltham	559	4	555
Boston	205,458	75,013	130,445	Weymouth	393	150	243
Hanscom AFB	202,953	140,676	62,277	Burlington	363	9	354
Needham	190,512	11,178	179,334	Otis AGB	360	0	360
Andover	184,004	4,006	179,998	Westfield	302	69	233
<hr/>							
Prime Contracts Over \$25,000 (Prior Three Years)	Total	Army	Navy & Marine Corps	Air Force	Other Defense Activities		
Fiscal Year 1994	\$5,105,861	\$1,742,770	\$1,674,760	\$1,507,510	\$180,821		
Fiscal Year 1993	5,935,650	2,127,833	1,761,937	1,741,122	304,758		
Fiscal Year 1992	5,686,386	1,532,512	1,970,163	1,902,882	280,829		
<hr/>							
Top Five Contractors Receiving the Largest Dollar Volume of Prime Contract Awards in this State	Total Amount	Major Area of Work					
		FSC or Service Code Description			Amount		
1. RAYTHEON COMPANY	\$1,234,399	Guided Missile Components			\$200,082		
2. GENERAL ELECTRIC COMPANY	1,051,720	Gas Turbines and Jet Engines, Acft & Comps			528,587		
3. MASSACHUSETTS INST OF TECH	343,644	RDTE/Other Research & Development-Advanced			313,841		
4. GTE CORPORATION	330,346	Telephone and Telegraph Equipment			64,553		
5. DRAPER CHARLES STARK LAB INC	271,525	RDTE/Missile and Space Systems-Eng/Manuf D			239,069		
Total of Above	\$3,231,634	(66.7% of total awards over \$25,000)					

Prepared by: Washington Headquarters Services
Directorate for Information
Operations and Reports

MAP NO. 23

MICHIGAN



Prepared by: Washington Headquarters Services
Directorate for Information
Operations and Reports

MICHIGAN

FISCAL YEAR 1995

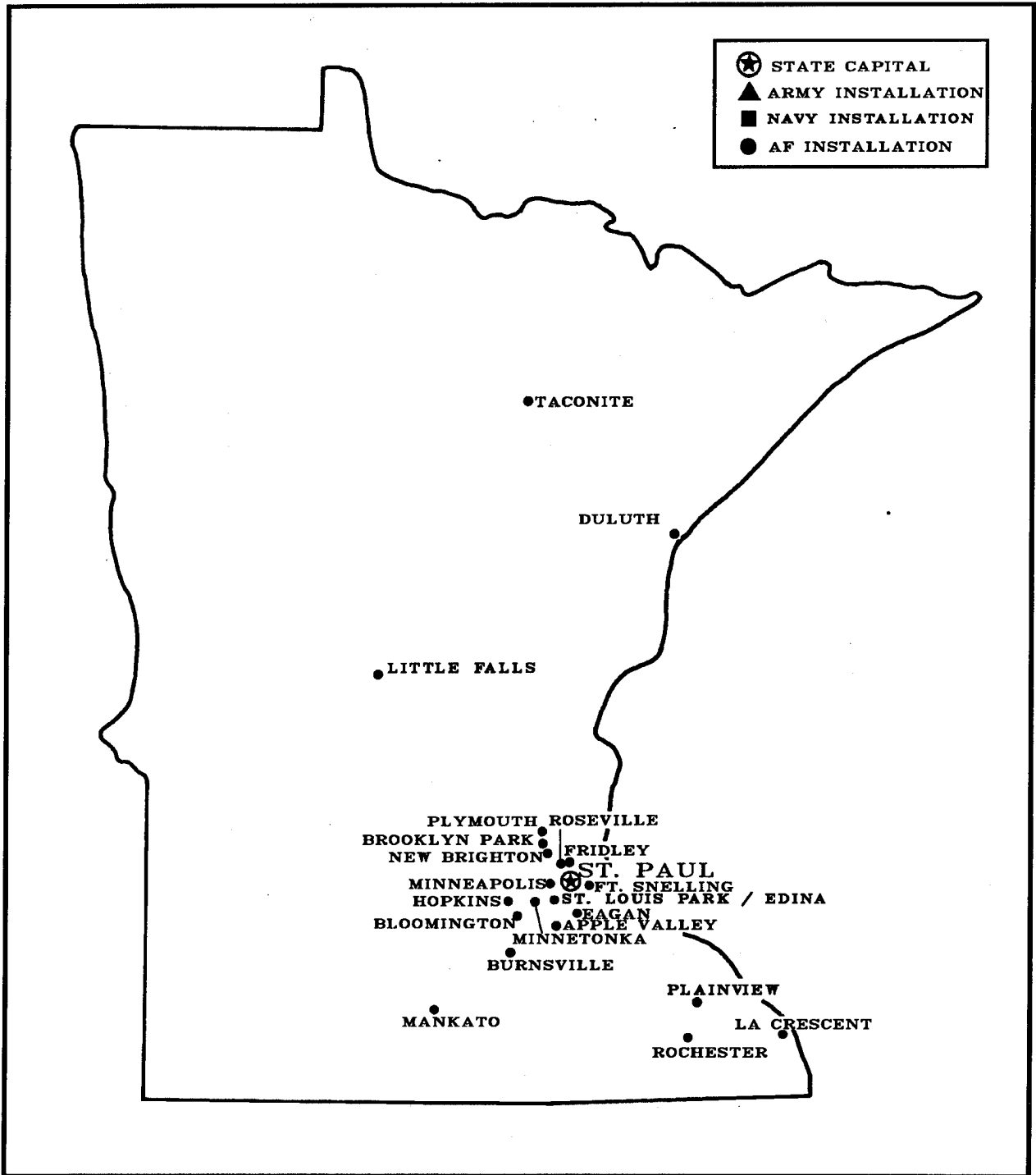
(DOLLARS IN THOUSANDS)

Personnel/Expenditures	Total	Army	Navy & Marine Corps	Air Force	Other Defense Activities		
I. Personnel - Total	52,378	31,903	10,831	7,897	1,747		
Active Duty Military	1,600	655	501	444	0		
Civilian	9,032	5,564	39	1,682	1,747		
Reserve & National Guard	41,746	25,684	10,291	5,771	0		
II. Expenditures - Total	\$2,173,760	\$1,232,907	\$214,824	\$458,857	\$267,172		
A. Payroll Outlays - Total	816,663	427,824	106,973	208,334	73,532		
Active Duty Military Pay	50,075	17,277	15,838	16,960	0		
Civilian Pay	322,502	179,863	1,593	67,514	73,532		
Reserve & National Guard Pay	145,249	118,886	10,169	16,194	0		
Retired Military Pay	298,837	111,798	79,373	107,666	0		
B. Contracts Over \$25,000 - Total	1,287,986	780,161	96,985	242,166	168,674		
Supply and Equipment Contracts	946,977	548,084	76,309	162,057	160,527		
RDT&E Contracts	100,768	63,566	16,648	20,554	0		
Service Contracts	184,374	112,644	4,028	59,555	8,147		
Construction Contracts	10,302	10,302	0	0	0		
Civil Function Contracts	45,565	45,565	0	0	0		
C. Grants	69,111	24,922	10,866	8,357	24,966		
Major Locations of Expenditures	Expenditures			Major Locations of Personnel	Military and Civilian Personnel		
	Total	Payroll Outlays	Grants/Contracts		Total	Active Duty Military	Civilian
Sterling Heights	\$358,532	\$5,433	\$353,099	Warren	4,290	77	4,213
Warren	209,983	141,904	68,079	Battle Creek	1,784	101	1,683
Battle Creek	124,892	75,332	49,560	Selfridge AGB	1,353	233	1,120
Troy	121,132	2,746	118,386	Detroit	937	415	522
Selfridge AGB	88,767	74,354	14,413	Lansing	714	410	304
Ann Arbor	81,278	8,983	72,295	K. I. Sawyer AFB	196	54	142
Grand Rapids	81,081	16,752	64,329	Sault Ste. Marie	178	0	178
Detroit	79,140	40,144	38,996	Grand Rapids	114	20	94
St. Joseph	75,121	994	74,127	Grayling	105	0	105
Muskegon	60,010	3,107	56,903	Sterling Heights	101	0	101
Prime Contracts Over \$25,000 (Prior Three Years)	Total	Army	Navy & Marine Corps	Air Force	Other Defense Activities		
Fiscal Year 1994	\$1,601,720	\$1,101,849	\$102,488	\$266,037	\$131,346		
Fiscal Year 1993	1,335,901	763,222	108,133	305,658	158,888		
Fiscal Year 1992	1,568,117	1,139,477	133,260	179,417	115,963		
Top Five Contractors Receiving the Largest Dollar Volume of Prime Contract Awards in this State	Total Amount	Major Area of Work					
		FSC or Service Code Description	Amount				
1. GENERAL DYNAMICS CORPORATION	\$498,314	Combat Assault & Tactical Veh, Tracked	\$385,043				
2. BULL (COMPAGNIE DES MACHINES)	73,428	ADPE System Configuration	27,754				
3. FFC HOLDING INC	32,458	Gas Turbines and Jet Engines, Acft & Comps	32,458				
4. KELLOGG COMPANY	30,864	Food Items for Resale	15,517				
5. AAR CORP	29,073	Specialized Shipping & Storage Containers	16,350				
Total of Above	\$664,137	(51.6% of total awards over \$25,000)					

Prepared by: Washington Headquarters Services
Directorate for Information
Operations and Reports

MAP NO. 24

MINNESOTA



Prepared by: Washington Headquarters Services
Directorate for Information
Operations and Reports

MINNESOTA

FISCAL YEAR 1995

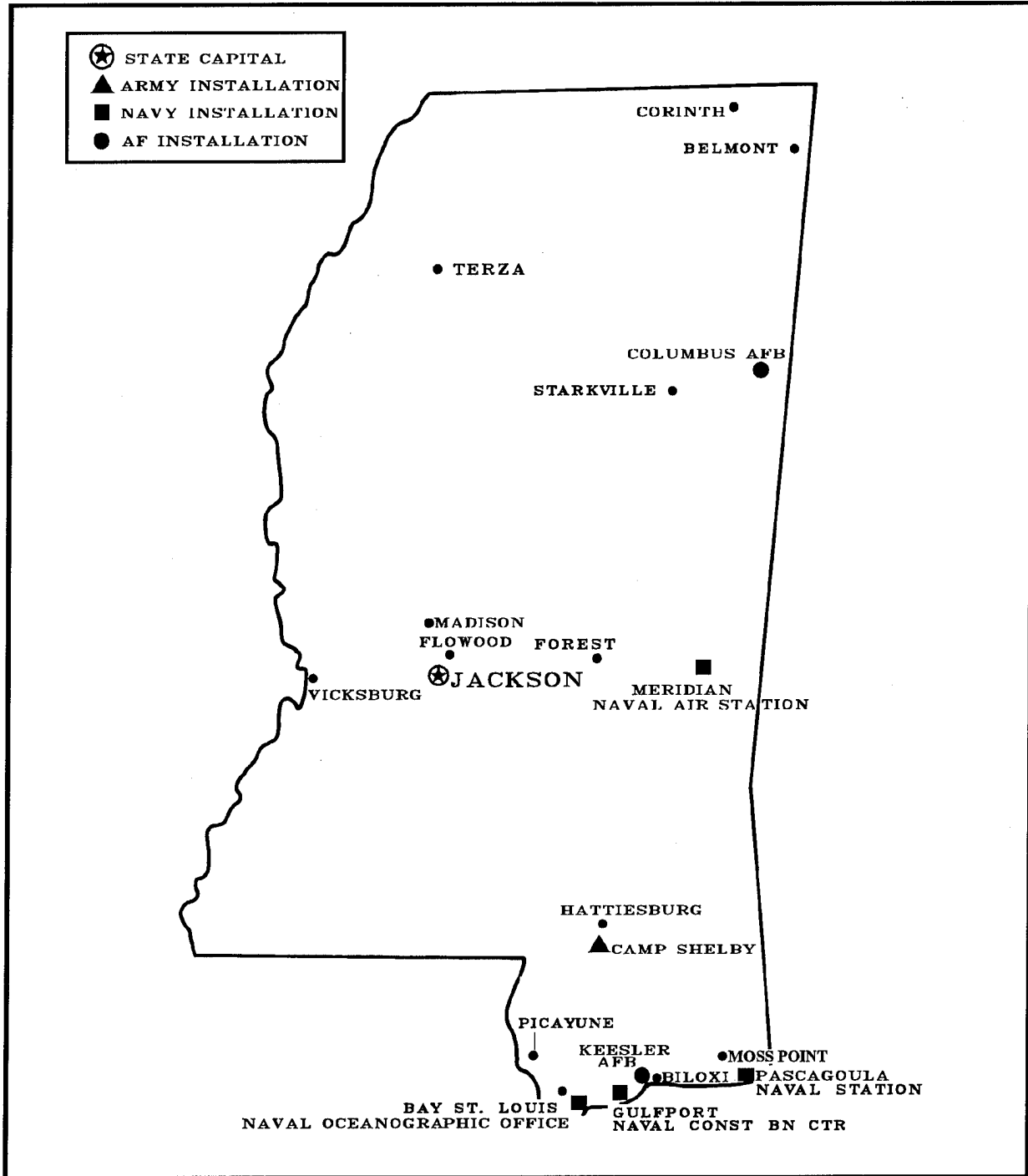
(DOLLARS IN THOUSANDS)

Personnel/Expenditures	Total	Army	Navy & Marine Corps	Air Force	Other Defense Activities			
I. Personnel - Total	33,212	21,927	5,443	5,444	398			
Active Duty Military	782	297	317	168	0			
Civilian	2,716	1,424	26	868	398			
Reserve & National Guard	29,714	20,206	5,100	4,408	0			
II. Expenditures - Total	\$1,626,642	\$718,936	\$446,152	\$269,880	\$191,674			
A. Payroll Outlays - Total	425,976	203,730	76,983	125,982	19,281			
Active Duty Military Pay	27,386	7,827	9,618	9,941	0			
Civilian Pay	97,124	46,596	921	30,326	19,281			
Reserve & National Guard Pay	123,060	88,986	12,053	22,021	0			
Retired Military Pay	178,406	60,321	54,391	63,694	0			
B. Contracts Over \$25,000 - Total	1,117,299	507,717	319,672	137,340	152,570			
Supply and Equipment Contracts	692,797	253,762	233,233	72,690	133,112			
RDT&E Contracts	261,448	167,773	35,374	40,538	17,763			
Service Contracts	104,753	27,881	51,065	24,112	1,695			
Construction Contracts	7,107	7,107	0	0	0			
Civil Function Contracts	51,194	51,194	0	0	0			
C. Grants	83,367	7,489	49,497	6,558	19,823			
Major Locations of Expenditures	Expenditures			Major Locations of Personnel		Military and Civilian Personnel		
	Total	Payroll Outlays	Grants/Contracts	Total	Active Duty Military	Civilian		
Minneapolis	\$564,100	\$84,690	\$479,410	Minneapolis	1,000	441	559	
Hopkins	199,535	5,183	194,352	St. Paul	813	69	744	
St. Paul	151,889	56,407	95,482	Ft Snelling Mil Res	358	204	154	
Bloomington	89,953	7,087	82,866	Duluth	337	11	326	
New Brighton	65,472	2,731	62,741	Camp Ripley	308	0	308	
Duluth	35,395	30,136	5,259	Bloomington	138	3	135	
Arden Hills	27,598	451	27,147	New Brighton	61	0	61	
Minneapolis-St. Paul	26,962	60	26,902	Fridley	57	2	55	
Pine Bend	24,928	0	24,928	Hopkins	44	0	44	
Minnetonka	23,878	672	23,206	Rochester	24	11	13	
Prime Contracts Over \$25,000 (Prior Three Years)	Total	Army	Navy & Marine Corps	Air Force	Other Defense Activities			
Fiscal Year 1994	\$1,136,526	\$517,775	\$359,963	\$96,830	\$161,958			
Fiscal Year 1993	1,497,124	576,297	637,701	126,046	157,080			
Fiscal Year 1992	1,495,588	688,928	532,010	140,561	134,089			
Top Five Contractors Receiving the Largest Dollar Volume of Prime Contract Awards in this State	Total Amount	Major Area of Work						
		FSC or Service Code Description	Amount					
1. ALLIANT TECHSYSTEMS INC	\$277,255	Ammunition, 75 mm through 125 mm			\$81,844			
2. FMC CORPORATION	188,277	Launchers, Guided Missile			78,673			
3. HONEYWELL INC	118,152	Automatic Pilot Mechanisms & Airborne Gyro			20,784			
4. CERIDIAN CORPORATION	71,913	Miscellaneous Communication Equipment			38,440			
5. UNITED DEFENSE LP	61,490	RDTE/Weapons-Demo/Valid			58,625			
Total of Above	\$717,087	(64.2% of total awards over \$25,000)						

Prepared by: Washington Headquarters Services
Directorate for Information
Operations and Reports

MAP NO. 25

MISSISSIPPI



Prepared by: Washington Headquarters Services
Directorate for Information
Operations and Reports

MISSISSIPPI

FISCAL YEAR 1995

(DOLLARS IN THOUSANDS)

Personnel/Expenditures	Total	Army	Navy & Marine Corps	Air Force	Other Defense Activities
I. Personnel - Total	49,708	23,366	8,801	17,151	390
Active Duty Military	12,624	270	3,312	9,042	0
Civilian	10,658	4,335	2,753	3,180	390
Reserve & National Guard	26,426	18,761	2,736	4,929	0
II. Expenditures - Total	\$2,833,998	\$631,480	\$1,550,286	\$610,096	\$42,136
A. Payroll Outlays - Total	1,255,628	334,298	417,965	489,460	13,905
Active Duty Military Pay	447,944	7,100	210,846	229,998	0
Civilian Pay	355,015	142,204	115,508	83,398	13,905
Reserve & National Guard Pay	134,590	106,229	3,877	24,484	0
Retired Military Pay	318,079	78,765	87,734	151,580	0
B. Contracts Over \$25,000 - Total	1,547,414	271,590	1,127,915	119,927	27,982
Supply and Equipment Contracts	918,699	21,825	863,199	7,955	25,720
RDT&E Contracts	77,390	3,878	70,297	3,215	0
Service Contracts	416,379	123,851	181,509	108,757	2,262
Construction Contracts	30,521	17,611	12,910	0	0
Civil Function Contracts	104,425	104,425	0	0	0
C. Grants	30,956	25,592	4,406	709	249

Major Locations of Expenditures	Expenditures			Major Locations of Personnel	Military and Civilian Personnel		
	Total	Payroll Outlays	Grants/Contracts		Total	Active Duty Military	Civilian
Pascagoula	\$933,170	\$92,421	\$840,749	Keesler AFB	9,856	7,430	2,426
Biloxi	356,110	301,067	55,043	Vicksburg	2,892	21	2,871
Gulfport	232,687	151,733	80,954	Meridian	2,495	1,843	652
Madison	153,840	2,028	151,812	Columbus AFB	1,752	1,316	436
Bay St. Louis	152,675	73,750	78,925	Gulfport	1,618	886	732
Vicksburg	149,895	103,872	46,023	Bay St. Louis	1,407	75	1,332
Meridian	103,480	92,447	11,033	Pascagoula	942	380	562
Columbus AFB	95,365	50,621	44,744	Jackson	467	254	213
Jackson	80,137	40,174	39,963	Flowood	356	0	356
Moss Point	52,597	821	51,776	Biloxi	340	308	32

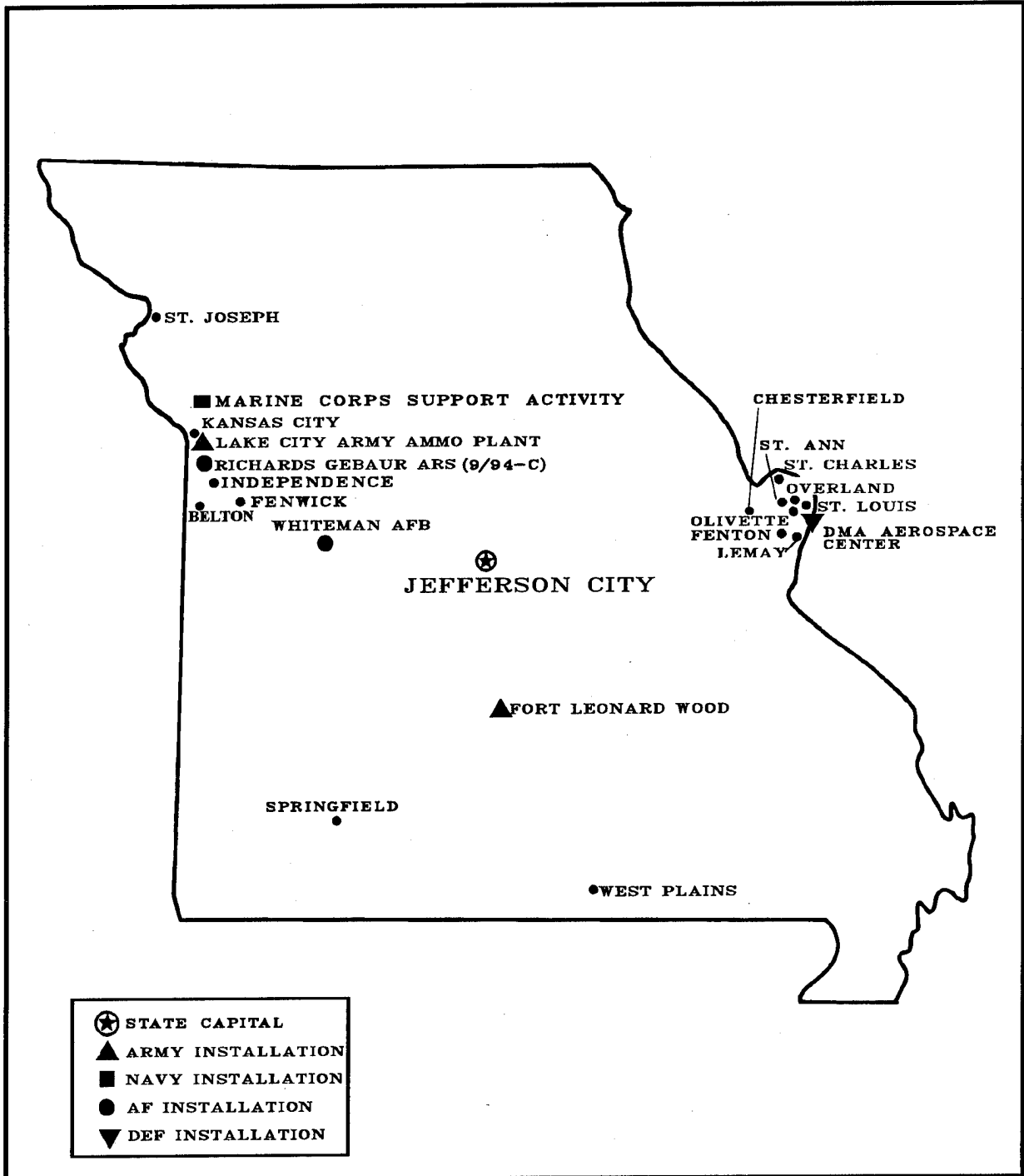
Prime Contracts Over \$25,000 (Prior Three Years)	Total	Army	Navy & Marine Corps	Air Force	Other Defense Activities
Fiscal Year 1994	\$1,855,121	\$221,831	\$1,401,202	\$110,340	\$121,748
Fiscal Year 1993	1,575,387	254,365	1,000,151	116,783	204,088
Fiscal Year 1992	2,566,969	295,282	2,062,956	103,875	104,856

Top Five Contractors Receiving the Largest Dollar Volume of Prime Contract Awards in this State	Total Amount	Major Area of Work	
		FSC or Service Code Description	Amount
1. LITTON INDUSTRIES INC	\$823,128	Destroyers	\$587,248
2. RAYTHEON COMPANY	172,396	Maint & Repair of Eq/Miscellaneous Equipme	101,794
3. TRINITY INDUSTRIES INC	97,883	Special Service Vessels	51,942
4. NORTHROP GRUMMAN CORPORATION	66,835	ADP Input/Output and Storage Devices	31,899
5. MACGREGOR (USA) INC	44,348	RDT&E/Missile and Space Systems-Eng/Manuf D	44,348
Total of Above	\$1,204,590	(77.8% of total awards over \$25,000)	

Prepared by: Washington Headquarters Services
Directorate for Information
Operations and Reports

MAP NO. 26

MISSOURI



Prepared by: Washington Headquarters Services
Directorate for Information
Operations and Reports

MISSOURI

FISCAL YEAR 1995

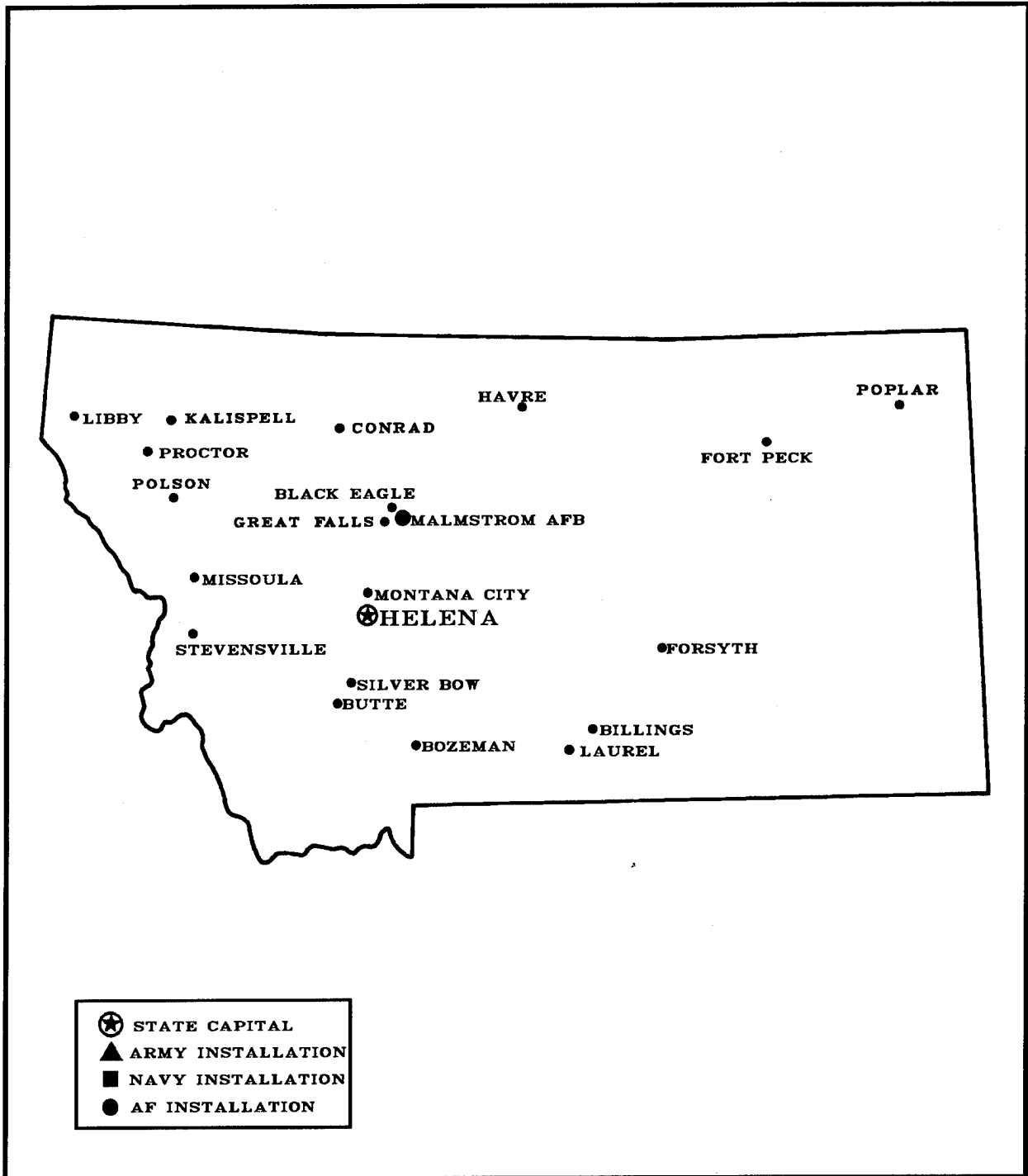
(DOLLARS IN THOUSANDS)

Personnel/Expenditures	Total	Army	Navy & Marine Corps	Air Force	Other Defense Activities	
I. Personnel - Total	72,238	43,672	13,496	9,807	5,263	
Active Duty Military	14,025	9,566	1,026	3,433	0	
Civilian	16,170	9,436	250	1,221	5,263	
Reserve & National Guard	42,043	24,670	12,220	5,153	0	
II. Expenditures - Total	\$7,462,094	\$1,374,289	\$3,784,303	\$2,021,737	\$281,765	
A. Payroll Outlays - Total	1,581,224	852,234	175,137	335,217	218,636	
Active Duty Military Pay	381,778	248,927	27,544	105,307	0	
Civilian Pay	577,496	303,845	7,436	47,579	218,636	
Reserve & National Guard Pay	184,601	132,822	30,234	21,545	0	
Retired Military Pay	437,349	166,640	109,923	160,786	0	
B. Contracts Over \$25,000 - Total	5,847,496	497,290	3,607,821	1,680,094	62,291	
Supply and Equipment Contracts	3,358,883	60,617	2,054,782	1,204,492	38,992	
RDT&E Contracts	1,315,072	71,449	1,137,146	96,777	9,700	
Service Contracts	1,038,454	231,202	415,564	378,089	13,599	
Construction Contracts	59,958	58,893	329	736	0	
Civil Function Contracts	75,129	75,129	0	0	0	
C. Grants	33,374	24,765	1,345	6,426	838	
Major Locations of Expenditures	Expenditures			Military and Civilian Personnel		
	Total	Payroll Outlays	Grants/Contracts	Total	Active Duty Military	Civilian
St. Louis	\$5,770,417	\$390,727	\$5,379,690	10,662	8,881	1,781
Fort Leonard Wood	328,556	288,019	40,537	9,432	1,031	8,401
Kansas City	189,780	113,303	76,477	3,835	3,059	776
Whiteman AFB	178,843	122,776	56,067	2,371	618	1,753
Lake City AAP	158,225	0	158,225	1,443	2	1,441
Jefferson City	69,176	25,985	43,191	352	37	315
Olivette	50,718	50,718	0	296	98	198
Overland	46,280	46,280	0	290	0	290
Springfield	38,012	34,669	3,343	179	25	154
Belton	31,659	31,325	334	126	0	126
Prime Contracts Over \$25,000 (Prior Three Years)	Total	Army	Navy & Marine Corps	Air Force	Other Defense Activities	
Fiscal Year 1994	\$6,146,610	\$518,090	\$3,863,761	\$1,684,614	\$80,145	
Fiscal Year 1993	5,605,884	617,861	3,560,002	1,347,247	80,774	
Fiscal Year 1992	3,714,105	728,965	2,653,496	267,204	64,440	
Top Five Contractors Receiving the Largest Dollar Volume of Prime Contract Awards in this State	Total Amount	Major Area of Work				
		FSC or Service Code Description			Amount	
1. MCDONNELL DOUGLAS CORPORATION	\$5,033,536	Aircraft Fixed Wing			\$2,684,516	
2. OLIN CORPORATION	147,039	Operation/Ammunition Facilities			140,312	
3. ESCO ELECTRONICS CORPORATION	83,376	Warehouse Trks & Tractors, Self-propelled			30,719	
4. LIGHT HELICPTR TURBINE ENG CO	67,541	RDTE/Aircraft-Demo/Valid			67,541	
5. ENGINEERED SUPPORT SYSTEMS	52,287	Air Conditioning Equip			28,708	
Total of Above	\$5,383,779	(92.1% of total awards over \$25,000)				

Prepared by: Washington Headquarters Services
Directorate for Information
Operations and Reports

MAP NO. 27

MONTANA



Prepared by: Washington Headquarters Services
Directorate for Information
Operations and Reports

MONTANA

FISCAL YEAR 1995

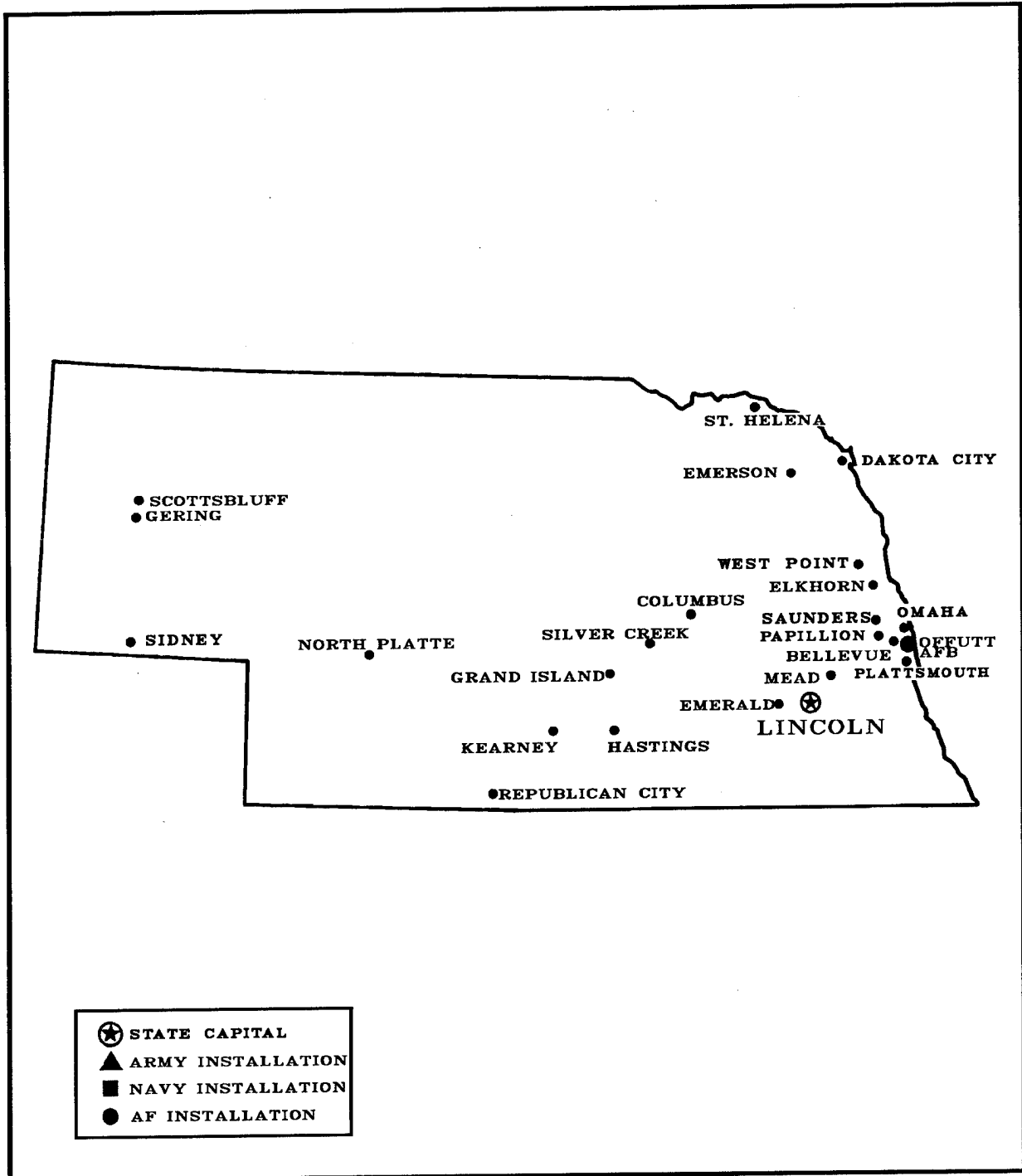
(DOLLARS IN THOUSANDS)

Personnel/Expenditures	Total	Army	Navy & Marine Corps	Air Force	Other Defense Activities		
I. Personnel - Total	13,639	5,826	1,263	6,485	65		
Active Duty Military	4,297	22	16	4,259	0		
Civilian	1,179	425	2	687	65		
Reserve & National Guard	8,163	5,379	1,245	1,539	0		
II. Expenditures - Total	\$412,525	\$88,973	\$28,473	\$213,173	\$81,906		
A. Payroll Outlays - Total	274,310	59,876	26,728	185,747	1,959		
Active Duty Military Pay	112,333	608	495	111,230	0		
Civilian Pay	38,814	13,893	73	22,889	1,959		
Reserve & National Guard Pay	30,919	22,593	1,942	6,384	0		
Retired Military Pay	92,244	22,782	24,218	45,244	0		
B. Contracts Over \$25,000 - Total	133,679	25,328	1,465	27,132	79,754		
Supply and Equipment Contracts	93,207	9,881	1,179	3,043	79,104		
RDT&E Contracts	1,277	575	0	702	0		
Service Contracts	31,933	8,821	286	22,176	650		
Construction Contracts	5,095	3,884	0	1,211	0		
Civil Function Contracts	2,167	2,167	0	0	0		
C. Grants	4,536	3,769	280	294	193		
Major Locations of Expenditures	Expenditures			Major Locations of Personnel	Military and Civilian Personnel		
	Total	Payroll Outlays	Grants/Contracts		Total	Active Duty Military	Civilian
Malmstrom AFB	\$152,740	\$124,324	\$28,416	Malmstrom AFB	4,637	4,169	468
Billings	67,042	9,637	57,405	Great Falls	351	76	275
Great Falls	59,361	40,110	19,251	Helena	275	4	271
Helena	23,721	20,553	3,168	Fort Peck	47	0	47
Kalispell	14,562	4,894	9,668	Libby	36	0	36
Bozeman	9,512	6,914	2,598	Butte	33	16	17
Missoula	8,251	7,295	956	Billings	26	12	14
Ronan	7,950	203	7,747	Bozeman	24	12	12
Polson	5,354	1,206	4,148	Missoula	15	7	8
Butte-Silver Bow	3,705	3,540	165	Kalispell	9	1	8
Prime Contracts Over \$25,000 (Prior Three Years)	Total	Army	Navy & Marine Corps	Air Force	Other Defense Activities		
Fiscal Year 1994	\$63,418	\$26,672	\$499	\$21,896	\$14,351		
Fiscal Year 1993	79,195	19,519	705	28,692	30,279		
Fiscal Year 1992	56,068	15,848	2,908	22,375	14,937		
Top Five Contractors Receiving the Largest Dollar Volume of Prime Contract Awards in this State	Total Amount	Major Area of Work					
		FSC or Service Code Description	Amount				
1. EXXON CORPORATION	\$55,522	Liquid Propellants & Fuel, Petroleum Base		\$55,522			
2. EAGLE AVIATION INC	9,598	Fuel Oils		9,086			
3. MONTANA REFINING CO	8,737	Liquid Propellants & Fuel, Petroleum Base		8,737			
4. CONFEDRIED SLISH KINAI TRIBES	7,795	Land Mines		6,181			
5. TECHNICAL & MGT SVCS CORP	4,148	Electrical & Elct Boards, Cards & Asscted		2,784			
Total of Above	\$85,800	(64.2% of total awards over \$25,000)					

Prepared by: Washington Headquarters Services
Directorate for Information
Operations and Reports

MAP NO. 28

NEBRASKA



Prepared by: Washington Headquarters Services
Directorate for Information
Operations and Reports

NEBRASKA

FISCAL YEAR 1995

(DOLLARS IN THOUSANDS)

Personnel/Expenditures	Total	Army	Navy & Marine Corps	Air Force	Other Defense Activities
I. Personnel - Total	25,307	9,825	2,516	12,666	300
Active Duty Military	9,442	77	523	8,842	0
Civilian	3,575	1,728	34	1,513	300
Reserve & National Guard	12,290	8,020	1,959	2,311	0
II. Expenditures - Total	\$937,481	\$175,374	\$54,262	\$623,785	\$84,060
A. Payroll Outlays - Total	643,791	118,554	51,342	465,091	8,804
Active Duty Military Pay	294,045	2,012	20,536	271,497	0
Civilian Pay	118,678	56,031	1,105	52,738	8,804
Reserve & National Guard Pay	43,785	33,237	3,364	7,184	0
Retired Military Pay	187,283	27,274	26,337	133,672	0
B. Contracts Over \$25,000 - Total	286,508	50,831	2,327	158,544	74,806
Supply and Equipment Contracts	104,382	14,869	922	18,780	69,811
RDT&E Contracts	16,616	1,332	0	15,284	0
Service Contracts	147,257	16,710	1,405	124,147	4,995
Construction Contracts	3,552	3,219	0	333	0
Civil Function Contracts	14,701	14,701	0	0	0
C. Grants	7,182	5,989	593	150	450

Major Locations of Expenditures	Expenditures			Major Locations of Personnel	Military and Civilian Personnel		
	Total	Payroll Outlays	Grants/Contracts		Total	Active Duty Military	Civilian
Offutt AFB	\$417,554	\$317,205	\$100,349	Offutt AFB	10,079	8,639	1,440
Omaha	197,357	131,606	65,751	Omaha	2,086	586	1,500
Bellevue	106,044	64,908	41,136	Lincoln	600	126	474
Lincoln	63,645	44,162	19,483	Elkhorn	60	58	2
Dakota City	28,977	83	28,894	St. Helena	45	0	45
Abbott	16,819	0	16,819	Bellevue	26	25	1
Emerald	14,815	14,815	0	Mead	16	0	16
Saunders	4,471	0	4,471	Republican City	14	0	14
Hastings	4,181	3,234	947	Hastings	13	0	13
Kearney	3,724	2,648	1,076	Kearney	13	1	12

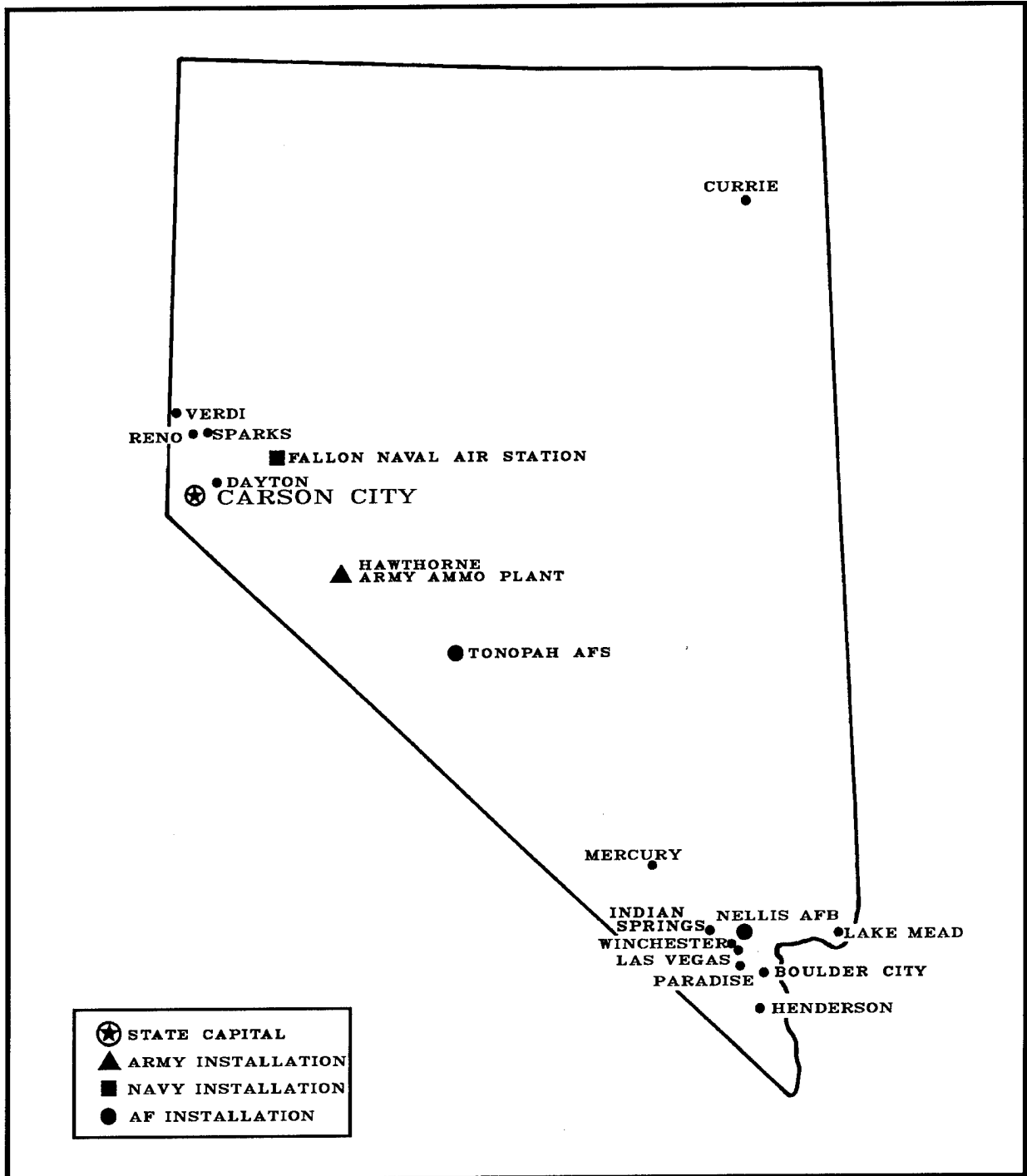
Prime Contracts Over \$25,000 (Prior Three Years)	Total	Army	Navy & Marine Corps	Air Force	Other Defense Activities
Fiscal Year 1994	\$309,939	\$74,747	\$735	\$154,869	\$79,588
Fiscal Year 1993	302,064	71,003	1,732	159,079	70,250
Fiscal Year 1992	296,584	58,716	7,500	169,750	60,618

Top Five Contractors Receiving the Largest Dollar Volume of Prime Contract Awards in this State	Total Amount	Major Area of Work	
		FSC or Service Code Description	Amount
1. IBP INC	\$28,009	Meat, Poultry, and Fish	\$21,084
2. STERLING SOFTWARE INC	24,567	RDTE/Other Defense-Eng/Manuf Develop	7,172
3. GTE CORPORATION	15,473	Maint & Repair of Eq/ADP Equip & Supplies	15,473
4. GDE HOLDINGS COMPANY INC	14,990	Systems Engineering Services	6,692
5. NEEDHAM INC	14,729	Meat, Poultry, and Fish	14,729
Total of Above	\$97,768	(34.1% of total awards over \$25,000)	

Prepared by: Washington Headquarters Services
 Directorate for Information
 Operations and Reports

MAP NO. 29

NEVADA



Prepared by: Washington Headquarters Services
Directorate for Information
Operations and Reports

NEVADA

FISCAL YEAR 1995

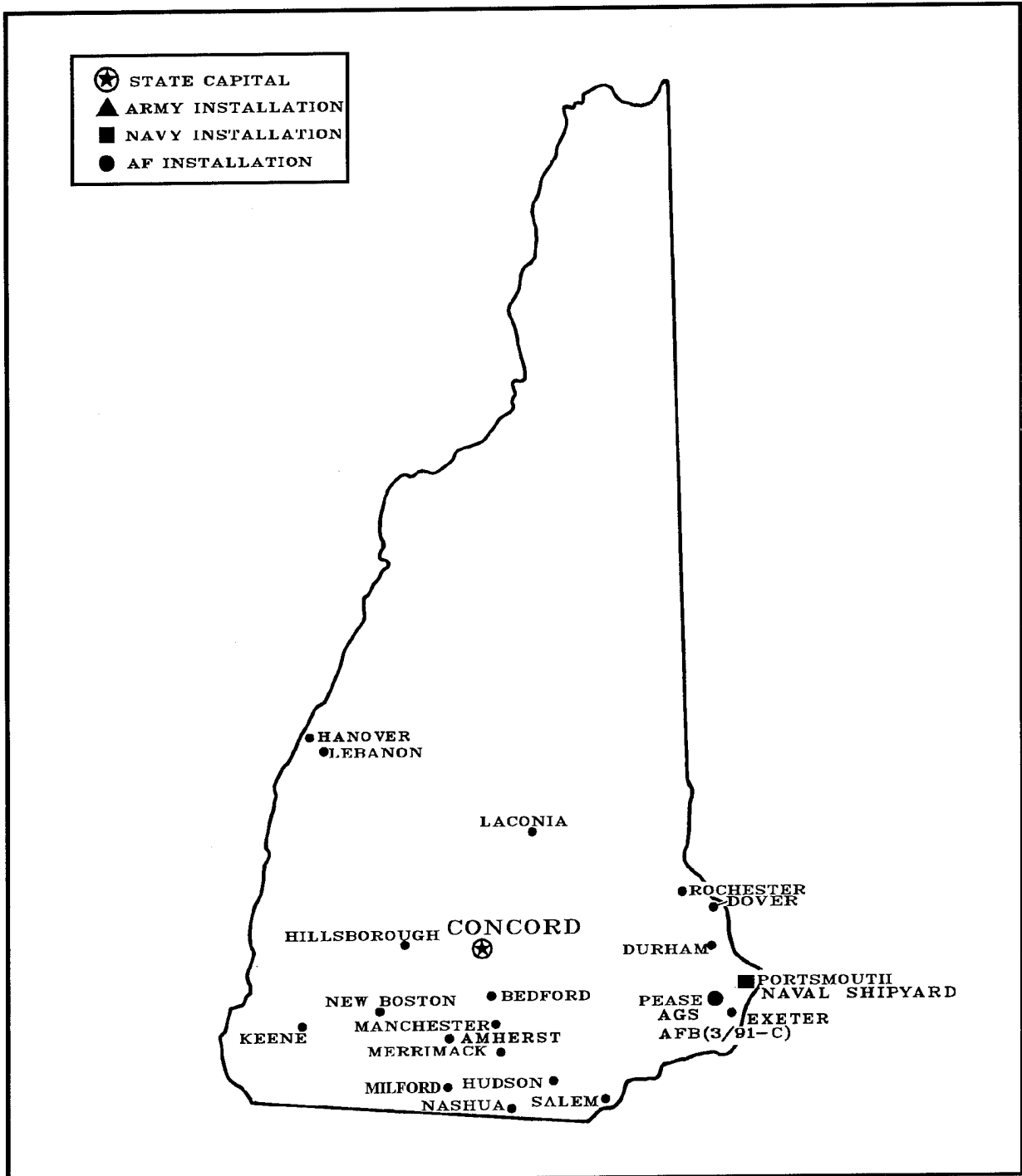
(DOLLARS IN THOUSANDS)

Personnel/Expenditures	Total	Army	Navy & Marine Corps	Air Force	Other Defense Activities		
I. Personnel - Total	17,880	3,975	2,843	10,870	192		
Active Duty Military	8,457	15	1,071	7,371	0		
Civilian	2,121	233	396	1,300	192		
Reserve & National Guard	7,302	3,727	1,376	2,199	0		
II. Expenditures - Total	\$926,508	\$155,905	\$207,733	\$553,093	\$9,777		
A. Payroll Outlays - Total	706,768	86,816	143,302	471,017	5,633		
Active Duty Military Pay	258,297	413	32,019	225,865	0		
Civilian Pay	72,358	7,627	13,368	45,730	5,633		
Reserve & National Guard Pay	22,826	14,355	2,503	5,968	0		
Retired Military Pay	353,287	64,421	95,412	193,454	0		
B. Contracts Over \$25,000 - Total	216,254	66,002	64,332	82,076	3,844		
Supply and Equipment Contracts	23,566	2,330	9,190	10,676	1,370		
RDT&E Contracts	13,118	2,571	8,185	1,680	682		
Service Contracts	159,165	50,765	37,727	68,881	1,792		
Construction Contracts	13,064	2,995	9,230	839	0		
Civil Function Contracts	7,341	7,341	0	0	0		
C. Grants	3,486	3,087	99	0	300		
Major Locations of Expenditures	Expenditures			Major Locations of Personnel	Military and Civilian Personnel		
	Total	Payroll Outlays	Grants/Contracts		Total	Active Duty Military	Civilian
Nellis AFB	\$333,058	\$253,284	\$79,774	Nellis AFB	8,278	7,202	1,076
Las Vegas	200,900	193,663	7,257	Fallon	1,451	1,048	403
Fallon	100,673	54,620	46,053	Reno	340	83	257
Reno	45,967	41,371	4,596	Las Vegas	167	22	145
Hawthorne AAP	41,538	0	41,538	Indian Springs	125	85	40
Carson City	35,782	21,574	14,208	Carson City	123	9	114
Sparks	26,982	12,175	14,807	Hawthorne	68	6	62
Henderson	26,463	26,434	29	Mercury	13	2	11
Paradise	13,681	13,681	0	Henderson	8	0	8
Boulder City	7,297	6,707	590	Elko	3	0	3
Prime Contracts Over \$25,000 (Prior Three Years)	Total	Army	Navy & Marine Corps	Air Force	Other Defense Activities		
Fiscal Year 1994	\$274,071	\$70,336	\$97,812	\$91,327	\$14,596		
Fiscal Year 1993	235,849	74,008	53,759	97,936	10,146		
Fiscal Year 1992	243,308	63,560	64,531	103,684	11,533		
Top Five Contractors Receiving the Largest Dollar Volume of Prime Contract Awards in this State	Total Amount	Major Area of Work					
		FSC or Service Code Description		Amount			
1. LORAL CORPORATION	\$39,767	Operation/Electronic & Communication Facil		\$38,633			
2. DAY & ZIMMERMANN INCORPORATED	20,112	Operation/Ammunition Facilities		20,112			
3. DYNACORP	14,466	Facilities Operations Support Services		14,466			
4. NEOSHO INCORPORATED	11,914	Maint/All Other Non-Building Facilities		11,914			
5. SIERRA NEVADA CONSTRUCTION	11,403	Radar Equipment, Airborne		5,814			
Total of Above	\$97,662	(45.2% of total awards over \$25,000)					

Prepared by: Washington Headquarters Services
Directorate for Information
Operations and Reports

MAP NO. 30

NEW HAMPSHIRE



Prepared by: Washington Headquarters Services
Directorate for Information
Operations and Reports

NEW HAMPSHIRE

FISCAL YEAR 1995

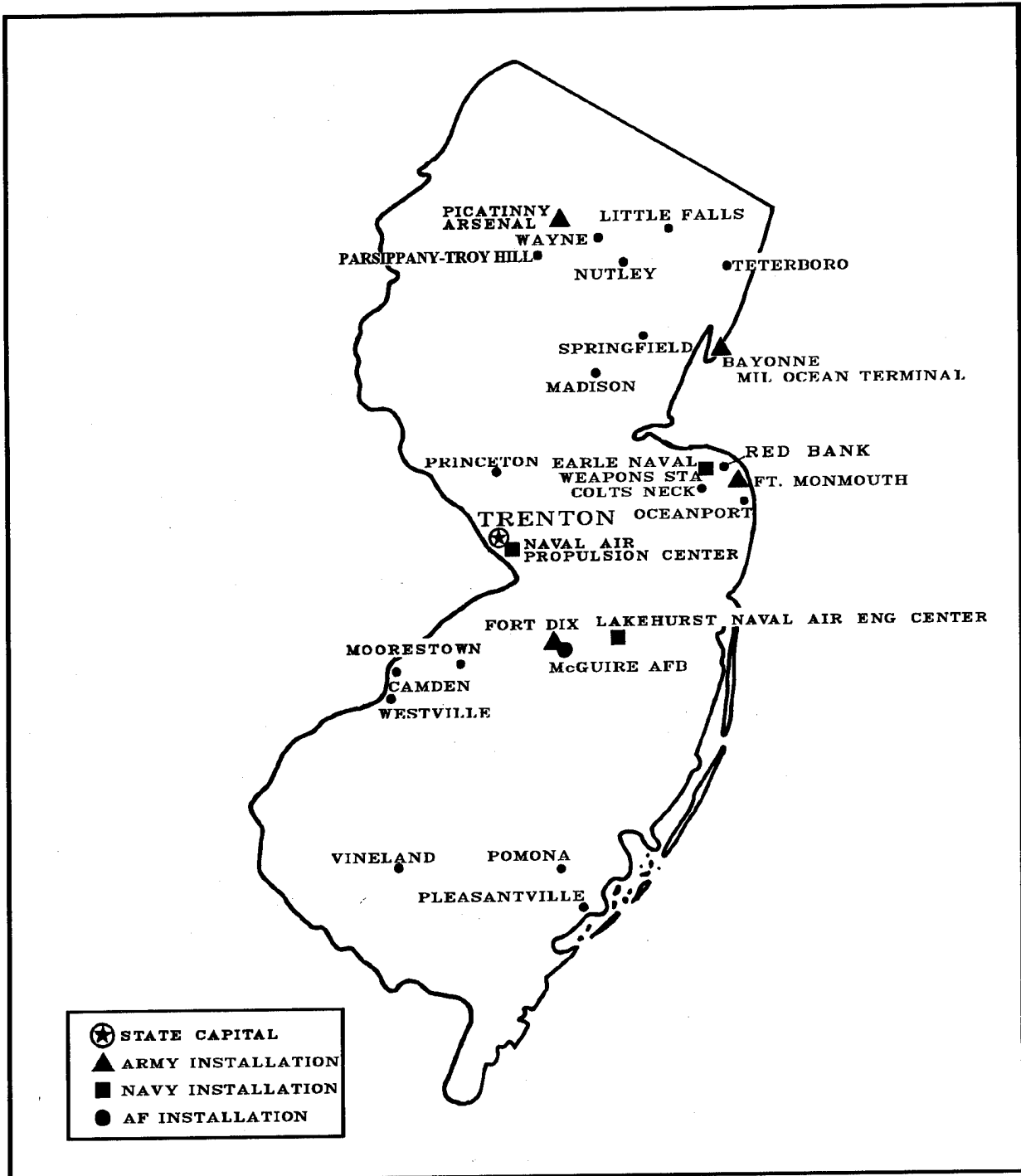
(DOLLARS IN THOUSANDS)

Personnel/Expenditures	Total	Army	Navy & Marine Corps	Air Force	Other Defense Activities		
I. Personnel - Total	8,736	4,922	1,883	1,725	206		
Active Duty Military	409	11	263	135	0		
Civilian	1,376	562	283	325	206		
Reserve & National Guard	6,951	4,349	1,337	1,265	0		
II. Expenditures - Total	\$753,649	\$212,189	\$262,980	\$251,119	\$27,361		
A. Payroll Outlays - Total	241,712	76,485	66,949	89,654	8,624		
Active Duty Military Pay	20,016	295	14,202	5,519	0		
Civilian Pay	52,179	18,426	14,613	10,516	8,624		
Reserve & National Guard Pay	24,531	16,812	1,708	6,011	0		
Retired Military Pay	144,986	40,952	36,426	67,608	0		
B. Contracts Over \$25,000 - Total	504,154	130,012	194,901	160,605	18,636		
Supply and Equipment Contracts	264,655	26,160	136,135	84,418	17,942		
RDT&E Contracts	127,757	91,046	23,533	13,178	0		
Service Contracts	104,802	3,776	35,002	65,330	694		
Construction Contracts	6,204	8,294	231	2,321-	0		
Civil Function Contracts	736	736	0	0	0		
C. Grants	7,783	5,692	1,130	860	101		
Major Locations of Expenditures	Expenditures			Major Locations of Personnel	Military and Civilian Personnel		
	Total	Payroll Outlays	Grants/Contracts		Total	Active Duty Military	Civilian
Nashua	\$302,410	\$17,480	\$284,930	Portsmouth	882	273	609
Portsmouth	78,424	49,034	29,390	Hanover	346	3	343
Merrimack	46,101	0	46,101	Concord	140	6	134
Pease AFB	44,514	8,534	35,980	Nashua	83	6	77
Exeter	24,709	0	24,709	New Boston	82	24	58
Manchester	23,838	11,796	12,042	Pease AGS	63	63	0
Concord	15,072	9,906	5,166	Manchester	50	17	33
Hanover	14,893	12,266	2,627	Londonderry	28	0	28
Hudson	13,576	4,632	8,944	Durham	16	14	2
Milford	9,336	0	9,336	Hudson	15	0	15
Prime Contracts Over \$25,000 (Prior Three Years)	Total	Army	Navy & Marine Corps	Air Force	Other Defense Activities		
Fiscal Year 1994	\$368,983	\$59,865	\$165,524	\$126,493	\$17,101		
Fiscal Year 1993	396,064	121,637	115,557	141,263	17,607		
Fiscal Year 1992	424,396	142,161	145,183	114,267	22,785		
Top Five Contractors Receiving the Largest Dollar Volume of Prime Contract Awards in this State	Total Amount	Major Area of Work					
		FSC or Service Code Description	Amount				
1. LOCKHEED MARTIN CORPORATION	\$267,175	ADF Support Equip			\$72,875		
2. SEQUA CORPORATION	44,111	Radar Equipment, Airborne			38,659		
3. BECHTEL GROUP INC	30,217	Maint/Unimproved Real Property (Land)			30,217		
4. HEWLETT-PACKARD COMPANY	24,399	ADP Support Equip			24,365		
5. ADVANCED ENGINEERING & TECH	14,000	RDTE/Electronics & Communication Eq-Explor			14,000		
Total of Above	\$379,902	(75.4% of total awards over \$25,000)					

Prepared by: Washington Headquarters Services
Directorate for Information
Operations and Reports

MAP NO. 31

NEW JERSEY



Prepared by: Washington Headquarters Services
Directorate for Information
Operations and Reports

NEW JERSEY

FISCAL YEAR 1995

(DOLLARS IN THOUSANDS)

Personnel/Expenditures	Total	Army	Navy & Marine Corps	Air Force	Other Defense Activities
I. Personnel - Total	59,463	32,301	11,715	13,819	1,628
Active Duty Military	8,382	1,639	1,184	5,559	0
Civilian	20,254	12,021	4,833	1,772	1,628
Reserve & National Guard	30,827	18,641	5,698	6,488	0
II. Expenditures - Total	\$4,431,414	\$1,627,782	\$1,722,249	\$633,437	\$447,946
A. Payroll Outlays - Total	1,444,190	652,918	380,027	343,207	68,038
Active Duty Military Pay	282,247	42,998	84,490	154,759	0
Civilian Pay	728,573	385,717	203,493	71,325	68,038
Reserve & National Guard Pay	116,220	72,870	5,235	38,115	0
Retired Military Pay	317,150	151,333	86,809	79,008	0
B. Contracts Over \$25,000 - Total	2,944,449	962,490	1,328,521	283,969	369,469
Supply and Equipment Contracts	921,256	122,416	339,923	119,896	339,021
RDT&E Contracts	279,131	106,795	59,558	108,582	4,196
Service Contracts	1,464,096	467,544	916,430	53,870	26,252
Construction Contracts	159,465	145,234	12,610	1,621	0
Civil Function Contracts	120,501	120,501	0	0	0
C. Grants	42,775	12,374	13,701	6,261	10,439

Major Locations of Expenditures	Expenditures			Major Locations of Personnel	Military and Civilian Personnel		
	Total	Payroll Outlays	Grants/Contracts		Total	Active Duty Military	Civilian
Oceanport	\$465,285	\$233,624	\$231,661	Fort Monmouth	7,307	898	6,409
Moorestown-Lenola	423,365	8,666	414,699	McGuire AFB	6,628	5,063	1,565
McGuire AFB	354,566	224,786	129,780	Picatinny Arsenal	4,183	105	4,078
Madison	217,634	310	217,324	Bayonne	2,565	101	2,464
Picatinny Arsenal	188,285	139,917	48,368	Lakehurst	2,321	394	1,927
Englewood Cliffs	168,382	73	168,309	Fort Dix	1,576	926	650
Liberty Corner	151,650	19	151,631	Colts Neck	1,083	491	592
Wayne	139,823	0	139,823	Trenton	556	34	522
Parsippany-Troy Hill	139,024	0	139,024	Pleasantville	251	0	251
Lakehurst	131,549	103,491	28,058	Red Bank	240	23	217

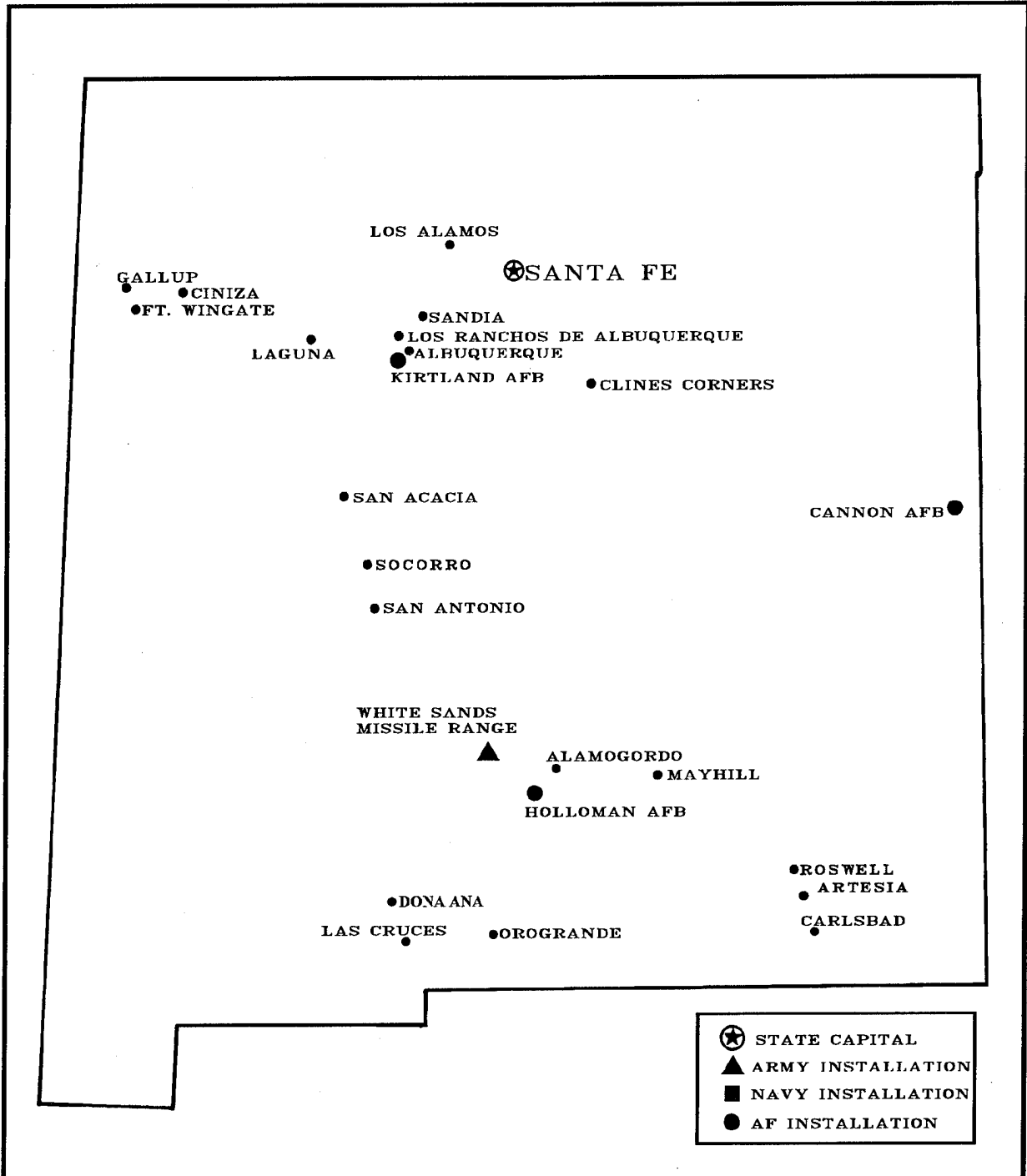
Prime Contracts Over \$25,000 (Prior Three Years)	Total	Army	Navy & Marine Corps	Air Force	Other Defense Activities
Fiscal Year 1994	\$3,034,384	\$847,284	\$1,403,450	\$461,904	\$321,746
Fiscal Year 1993	2,600,831	685,001	1,131,615	422,814	361,401
Fiscal Year 1992	3,318,776	871,684	1,581,746	521,513	343,833

Top Five Contractors Receiving the Largest Dollar Volume of Prime Contract Awards in this State	Total Amount	Major Area of Work	
		FSC or Service Code Description	Amount
1. GENERAL ELECTRIC COMPANY	\$289,426	Miscellaneous Weapons	\$167,412
2. LOCKHEED MARTIN CORPORATION	198,435	Engineering Technical Services	113,607
3. BAY TANKERS INC	167,598	Lease/All Other Non-Building Facilities	123,097
4. CSX CORPORATION	151,631	Vessel Freight	151,631
5. RJR NABISCO HOLDINGS CORP	144,535	Food Items for Resale	139,024
Total of Above	\$951,625	(32.3% of total awards over \$25,000)	

Prepared by: Washington Headquarters Services
Directorate for Information
Operations and Reports

MAP NO. 32

NEW MEXICO



Prepared by: Washington Headquarters Services
Directorate for Information
Operations and Reports

NEW MEXICO

FISCAL YEAR 1995

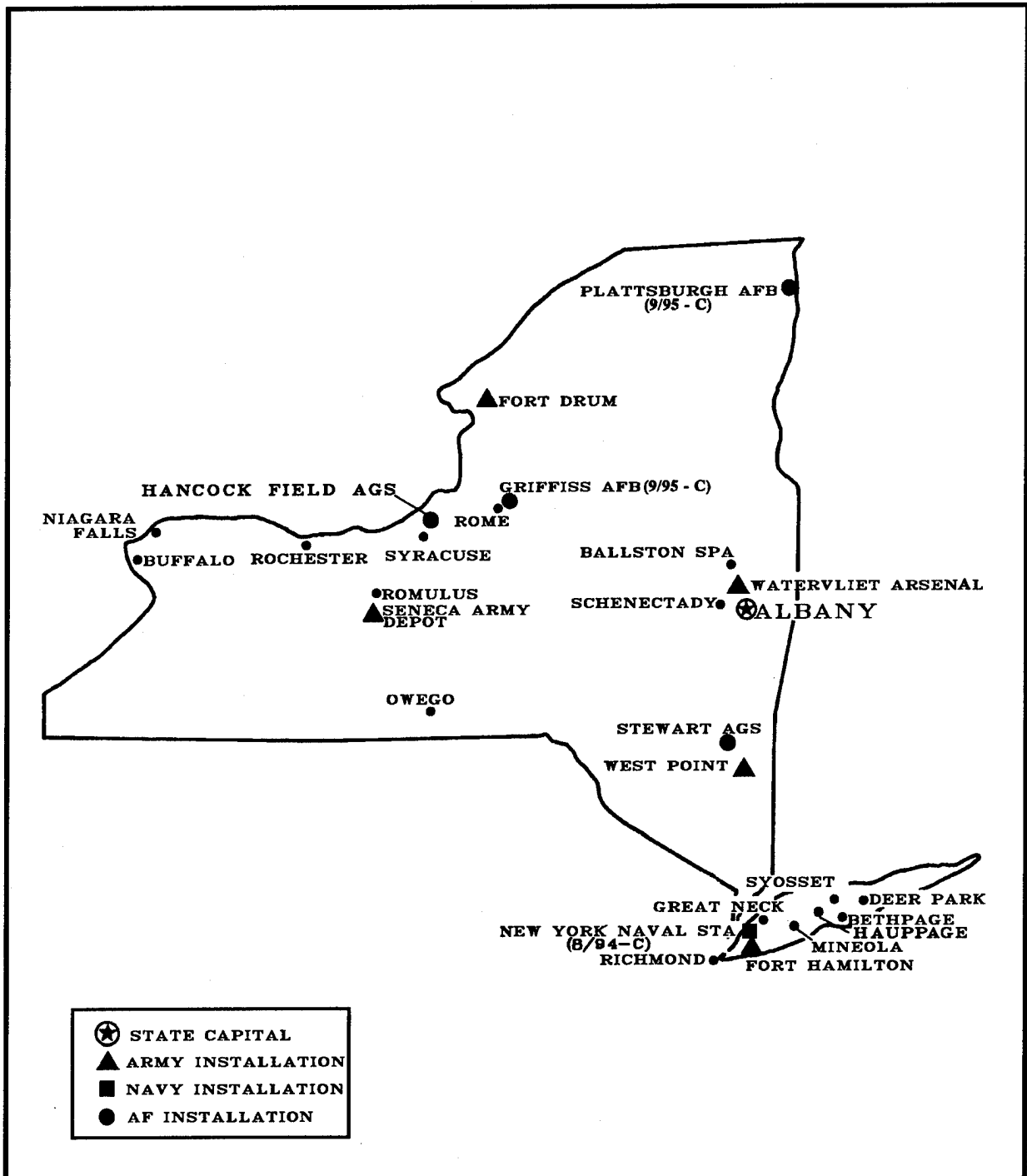
(DOLLARS IN THOUSANDS)

Personnel/Expenditures	Total	Army	Navy & Marine Corps	Air Force	Other Defense Activities			
I. Personnel - Total	35,789	12,070	2,711	20,205	803			
Active Duty Military	15,033	755	387	13,891	0			
Civilian	8,582	3,710	114	3,955	803			
Reserve & National Guard	12,174	7,605	2,210	2,359	0			
II. Expenditures - Total	\$1,792,520	\$550,680	\$115,862	\$1,048,335	\$77,643			
A. Payroll Outlays - Total	1,117,908	260,402	75,818	754,067	27,621			
Active Duty Military Pay	438,021	19,478	12,002	406,541	0			
Civilian Pay	301,897	122,392	5,124	146,760	27,621			
Reserve & National Guard Pay	36,805	26,849	3,222	6,734	0			
Retired Military Pay	341,185	91,683	55,470	194,032	0			
B. Contracts Over \$25,000 - Total	656,633	284,665	36,590	285,708	49,670			
Supply and Equipment Contracts	95,258	20,157	8,216	43,531	23,354			
RDTE Contracts	197,145	65,092	10,671	109,743	11,639			
Service Contracts	264,546	105,498	17,703	127,524	13,821			
Construction Contracts	87,267	81,501	0	4,910	856			
Civil Function Contracts	12,417	12,417	0	0	0			
C. Grants	17,979	5,613	3,454	8,560	352			
Major Locations of Expenditures	Expenditures			Major Locations of Personnel		Military and Civilian Personnel		
	Total	Payroll Outlays	Grants/Contracts		Total	Active Duty Military	Civilian	
Albuquerque	\$464,910	\$222,111	\$242,799	Kirtland AFB	6,815	4,472	2,343	
Kirtland AFB	338,466	244,496	93,970	Holloman AFB	5,689	4,554	1,135	
Holloman AFB	257,002	161,494	95,508	Cannon AFB	5,323	4,820	503	
White Sands Msl Rge	221,945	117,746	104,199	White Sands Msl Rge	3,643	670	2,973	
Cannon AFB	177,080	145,168	31,912	Albuquerque	1,427	361	1,066	
Alamogordo	47,291	28,947	18,344	Santa Fe	262	16	246	
Las Cruces	37,514	21,070	16,444	Orogrande	91	0	91	
Santa Fe	30,787	24,225	6,562	Kirtland	90	90	0	
Clovis	17,100	17,006	94	Dona Ana	53	0	53	
Laguna	13,561	79	13,482	Roswell	34	16	18	
Prime Contracts Over \$25,000 (Prior Three Years)	Total	Army	Navy & Marine Corps	Air Force	Other Defense Activities			
Fiscal Year 1994	\$658,265	\$294,585	\$33,341	\$254,723	\$75,616			
Fiscal Year 1993	809,746	283,385	32,998	330,107	163,256			
Fiscal Year 1992	728,139	256,138	33,187	301,987	136,827			
Top Five Contractors Receiving the Largest Dollar Volume of Prime Contract Awards in this State	Total Amount	Major Area of Work						
		FSC or Service Code Description		Amount				
1. HONEYWELL INC	\$66,832	RDTE/Aircraft-Operational System Developme		\$20,817				
2. LOCKHEED MARTIN CORPORATION	41,463	Maint & Repair of Eq/Aircraft Comps & Accy		18,118				
3. DYNACORP	38,731	Operation/Govt-Owned Contractor-Operated R		16,784				
4. HENSEL PHELPS CONSTRUCTION CO	32,288	Other Airfield Structures		22,611				
5. CARLYLE PARTNERS LEVERAGED CAP	20,405	RDTE/Services-Exploratory Development		4,875				
Total of Above	\$199,719	(30.4% of total awards over \$25,000)						

Prepared by: Washington Headquarters Services
Directorate for Information
Operations and Reports

MAP NO. 33

NEW YORK



Prepared by: Washington Headquarters Services
Directorate for Information
Operations and Reports

NEW YORK

FISCAL YEAR 1995

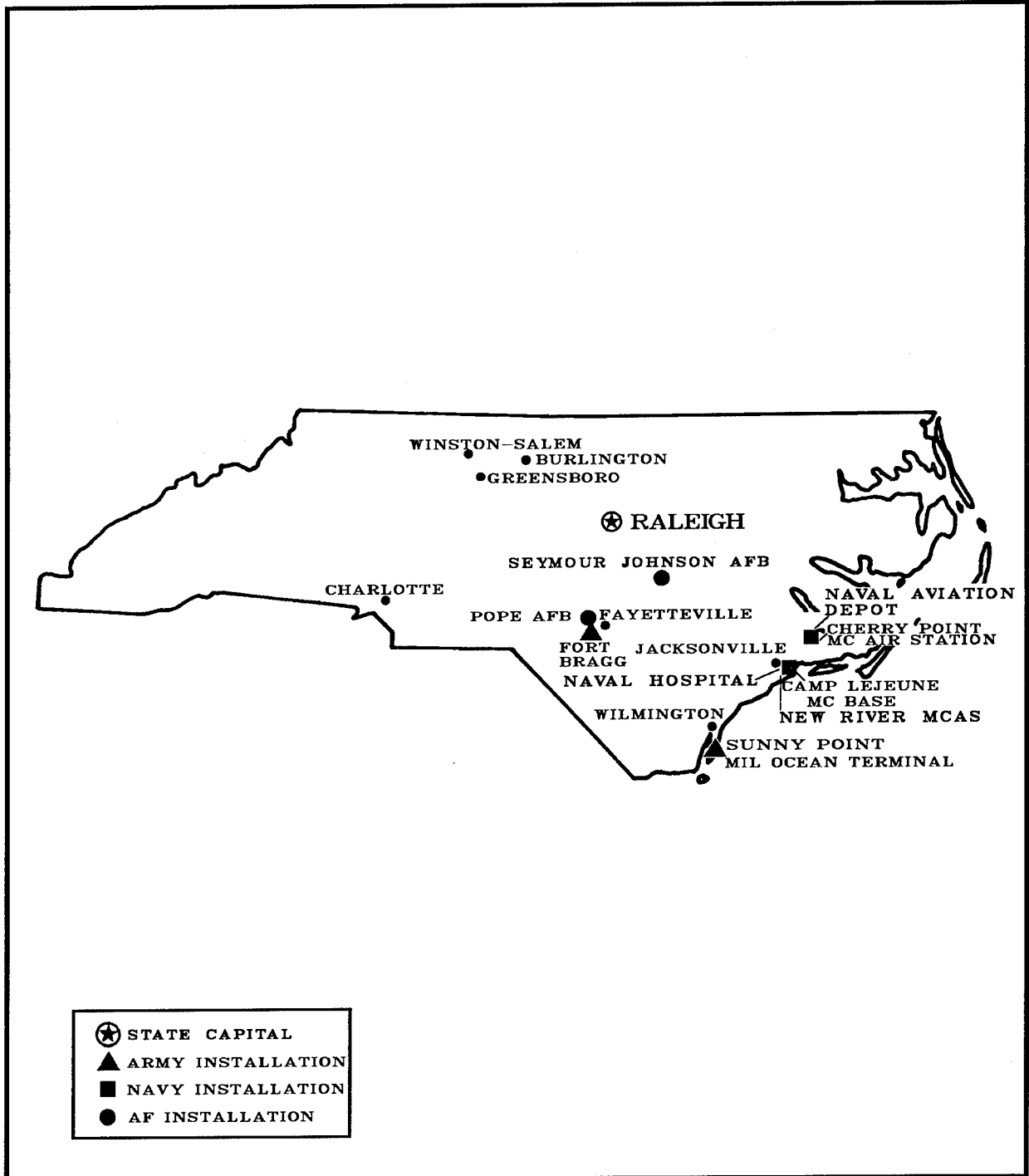
(DOLLARS IN THOUSANDS)

Personnel/Expenditures	Total	Army	Navy & Marine Corps	Air Force	Other Defense Activities		
I. Personnel - Total	102,967	69,352	17,011	14,234	2,370		
Active Duty Military	20,467	16,585	2,395	1,487	0		
Civilian	13,846	7,949	287	3,240	2,370		
Reserve & National Guard	68,654	44,818	14,329	9,507	0		
II. Expenditures - Total	\$5,244,290	\$1,543,125	\$1,823,442	\$1,405,557	\$472,166		
A. Payroll Outlays - Total	1,613,022	945,287	224,884	343,563	99,288		
Active Duty Military Pay	502,957	377,648	72,043	53,266	0		
Civilian Pay	472,231	257,718	11,267	103,958	99,288		
Reserve & National Guard Pay	219,343	149,638	26,690	43,015	0		
Retired Military Pay	418,491	160,283	114,884	143,324	0		
B. Contracts Over \$25,000 - Total	3,538,498	562,191	1,572,017	1,044,113	360,177		
Supply and Equipment Contracts	1,698,468	177,679	736,299	462,478	322,012		
RDT&E Contracts	619,362	46,462	318,056	250,381	4,463		
Service Contracts	1,097,251	217,574	517,216	328,759	33,702		
Construction Contracts	90,817	87,876	446	2,495	0		
Civil Function Contracts	32,600	32,600	0	0	0		
C. Grants	92,770	35,647	26,541	17,881	12,701		
Major Locations of Expenditures	Expenditures			Major Locations of Personnel	Military and Civilian Personnel		
	Total	Payroll Outlays	Grants/Contracts		Total	Active Duty Military	Civilian
Bethpage	\$842,852	\$9,693	\$833,159	Fort Drum	12,874	10,860	2,014
New York	606,323	176,190	430,133	West Point Mil Res	7,230	4,873	2,357
Fort Drum	400,462	350,722	49,740	Griffiss AFB	1,992	524	1,468
Owego	326,569	3,953	322,616	Watervliet	1,356	4	1,352
Schenectady	273,961	26,384	247,577	Richmond	1,242	403	839
West Point Mil Res	255,617	150,504	105,113	Ballston Spa	1,177	1,177	0
Syracuse	190,424	37,823	152,601	Syracuse	815	284	531
Great Neck	147,991	7,438	140,553	Niagara Falls	671	85	586
Rome	134,374	76,700	57,674	Newburgh	644	215	429
Buffalo	131,606	39,320	92,286	Buffalo	642	271	371
Prime Contracts Over \$25,000 (Prior Three Years)	Total	Army	Navy & Marine Corps	Air Force	Other Defense Activities		
Fiscal Year 1994	\$3,629,346	\$655,855	\$1,480,186	\$1,139,233	\$354,072		
Fiscal Year 1993	4,641,425	611,418	2,052,782	1,461,199	516,026		
Fiscal Year 1992	5,429,803	565,496	2,876,555	1,485,312	502,440		
Top Five Contractors Receiving the Largest Dollar Volume of Prime Contract Awards in this State	Total Amount	Major Area of Work		FSC or Service Code Description	Amount		
1. NORTHROP GRUMMAN CORPORATION	\$837,004	Aircraft Fixed Wing			\$242,055		
2. LORAL CORPORATION	370,889	Aircraft Fixed Wing			60,328		
3. GENERAL ELECTRIC COMPANY	229,914	Operation/Govt-Owned Contractor-Operated R			168,713		
4. CAE INC	148,898	Maint & Repair of Eq/Training Aids & Devic			74,032		
5. UNISYS CORPORATION	136,731	RDTE/Missile and Space Systems-Demo/Valid			101,631		
Total of Above	\$1,723,436	(48.7% of total awards over \$25,000)					

Prepared by: Washington Headquarters Services
Directorate for Information
Operations and Reports

MAP NO. 34

NORTH CAROLINA



Prepared by: Washington Headquarters Services
Directorate for Information
Operations and Reports

NORTH CAROLINA

FISCAL YEAR 1995

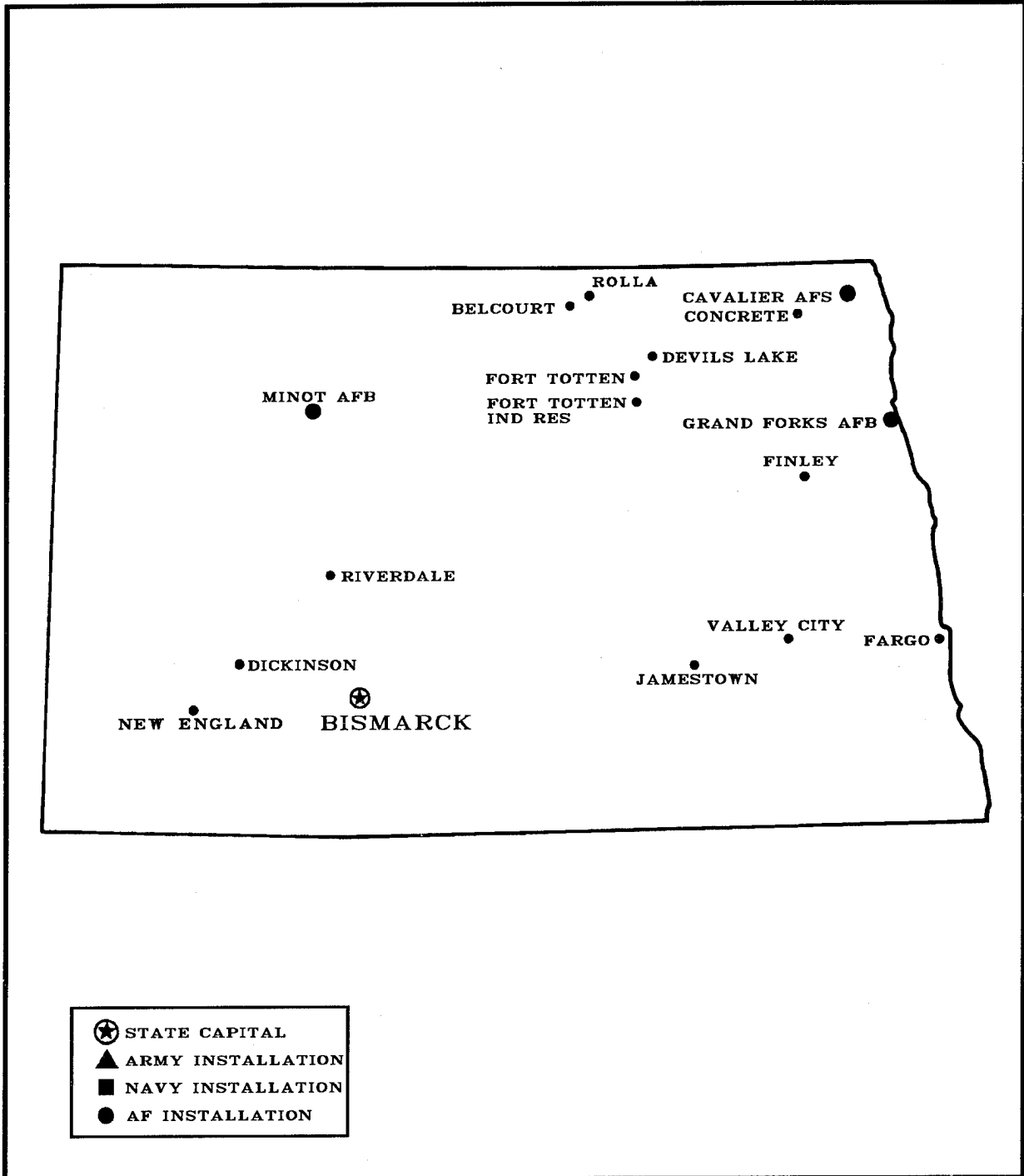
(DOLLARS IN THOUSANDS)

Personnel/Expenditures	Total	Army	Navy & Marine Corps	Air Force	Other Defense Activities		
I. Personnel - Total	155,873	76,893	61,522	15,002	2,456		
Active Duty Military	94,390	38,910	45,687	9,793	0		
Civilian	17,613	6,557	7,423	1,177	2,456		
Reserve & National Guard	43,870	31,426	8,412	4,032	0		
II. Expenditures - Total	\$5,268,128	\$2,306,957	\$1,866,692	\$810,407	\$284,072		
A. Payroll Outlays - Total	3,875,008	1,724,062	1,478,116	596,731	76,099		
Active Duty Military Pay	2,163,708	1,011,850	871,345	280,513	0		
Civilian Pay	610,599	215,087	278,173	41,240	76,099		
Reserve & National Guard Pay	135,944	105,340	14,616	15,988	0		
Retired Military Pay	964,757	391,785	313,982	258,990	0		
B. Contracts Over \$25,000 - Total	1,354,351	563,906	377,446	205,161	207,838		
Supply and Equipment Contracts	432,062	61,220	75,087	118,451	177,304		
RDT&E Contracts	117,702	12,141	88,442	8,029	9,090		
Service Contracts	451,942	171,413	181,579	77,506	21,444		
Construction Contracts	320,850	287,337	32,338	1,175	0		
Civil Function Contracts	31,795	31,795	0	0	0		
C. Grants	38,769	18,989	11,130	8,515	135		
Major Locations of Expenditures	Expenditures			Major Locations of Personnel	Military and Civilian Personnel		
	Total	Payroll Outlays	Grants/Contracts		Total	Active Duty Military	Civilian
Fort Bragg	\$1,773,644	\$1,358,052	\$415,592	Fort Bragg	44,854	38,879	5,975
Camp Lejeune	795,664	679,443	116,221	Camp Lejeune	37,047	34,197	2,850
Cherry Point MCAS	440,359	385,612	54,747	Cherry Point MCAS	12,041	6,644	5,397
Greensboro	254,003	25,462	228,541	Seymour Johnson AFB	5,403	4,826	577
Seymour Johnson AFB	223,813	152,802	71,011	Pope AFB	4,834	4,471	363
Fayetteville	210,177	178,563	31,614	Jacksonville (MCAS)	4,478	4,309	169
Jacksonville (MCAS)	174,230	165,195	9,035	Raleigh	973	579	394
Raleigh	131,241	50,337	80,904	Charlotte	450	144	306
Charlotte	104,071	66,886	37,185	Wilmington	361	14	347
Winston-Salem	85,713	10,393	75,320	Sunny Point MOT	240	12	228
Prime Contracts Over \$25,000 (Prior Three Years)	Total	Army	Navy & Marine Corps	Air Force	Other Defense Activities		
Fiscal Year 1994	\$1,162,611	\$399,205	\$396,592	\$194,821	\$171,993		
Fiscal Year 1993	1,212,482	383,809	377,108	235,751	215,814		
Fiscal Year 1992	1,539,838	358,985	677,701	256,512	246,640		
Top Five Contractors Receiving the Largest Dollar Volume of Prime Contract Awards in this State	Total Amount	Major Area of Work					
		FSC or Service Code Description	Amount				
1. AT&T CORP	\$231,424	Miscellaneous Communication Equipment		\$55,074			
2. CENTEX CORPORATION	131,027	Hospitals & Infirmarys		131,027			
3. EXIDE ELECTRONICS GROUP, INC	58,912	Converters, Electrical, Nonrotating		57,762			
4. REYNOLDS R J CO	48,927	Nonfood Items for Resale		35,102			
5. PHILIPP HOLZMANN AKTIENGESELLS	35,319	Office Buildings		27,407			
Total of Above	\$505,609	(37.3% of total awards over \$25,000)					

Prepared by: Washington Headquarters Services
Directorate for Information
Operations and Reports

MAP NO. 35

NORTH DAKOTA



Prepared by: Washington Headquarters Services
Directorate for Information
Operations and Reports

NORTH DAKOTA

FISCAL YEAR 1995

(DOLLARS IN THOUSANDS)

Personnel/Expenditures	Total	Army	Navy & Marine Corps	Air Force	Other Defense Activities
I. Personnel - Total	19,280	5,706	631	12,801	142
Active Duty Military	10,104	38	7	10,059	0
Civilian	1,785	399	1	1,243	142
Reserve & National Guard	7,391	5,269	623	1,499	0
II. Expenditures - Total	\$536,274	\$89,985	\$12,311	\$413,368	\$20,610
A. Payroll Outlays - Total	402,835	52,819	6,462	339,959	3,595
Active Duty Military Pay	247,856	1,032	236	246,588	0
Civilian Pay	76,719	13,057	49	60,018	3,595
Reserve & National Guard Pay	36,074	29,022	882	6,170	0
Retired Military Pay	42,186	9,708	5,295	27,183	0
B. Contracts Over \$25,000 - Total	126,618	30,842	5,542	73,409	16,825
Supply and Equipment Contracts	21,591	5,483	2,217	515	13,376
RDT&E Contracts	3,809	189	3,007	613	0
Service Contracts	78,227	3,168	318	71,292	3,449
Construction Contracts	19,027	18,038	0	989	0
Civil Function Contracts	3,964	3,964	0	0	0
C. Grants	6,821	6,324	307	0	190

Major Locations of Expenditures	Expenditures			Major Locations of Personnel	Military and Civilian Personnel		
	Total	Payroll Outlays	Grants/Contracts		Total	Active Duty Military	Civilian
Minot AFB	\$195,123	\$155,970	\$39,153	Minot AFB	5,787	5,202	585
Grand Forks AFB	188,188	151,184	37,004	Grand Forks AFB	5,351	4,827	524
Fargo	39,632	29,393	10,239	Fargo	332	35	297
Bismarck	27,326	20,597	6,729	Bismarck	196	5	191
Minot	14,304	12,782	1,522	Devils Lake	64	4	60
Grand Forks	11,125	0	11,125	Riverdale	48	0	48
Cavalier	7,346	1,180	6,166	Minot	30	4	26
Belcourt	6,919	167	6,752	Concrete	27	27	0
Devils Lake	6,497	6,204	293	Valley City	20	0	20
Jamestown	5,363	2,066	3,297	Jamestown	8	0	8

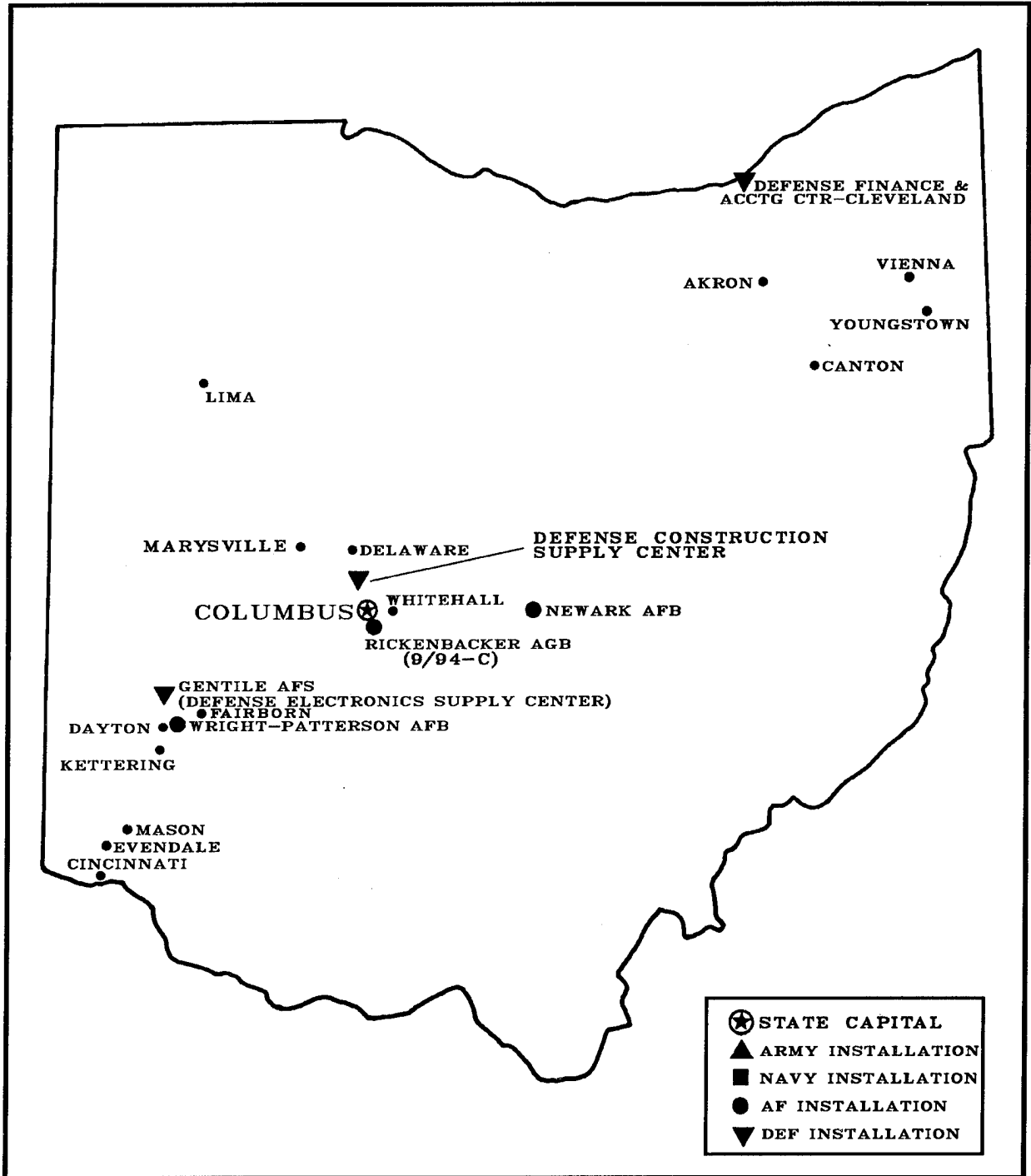
Prime Contracts Over \$25,000 (Prior Three Years)	Total	Army	Navy & Marine Corps	Air Force	Other Defense Activities
Fiscal Year 1994	\$119,980	\$50,372	\$3,387	\$61,868	\$4,353
Fiscal Year 1993	172,044	72,962	6,550	71,738	20,794
Fiscal Year 1992	146,270	69,567	6,475	56,472	13,756

Top Five Contractors Receiving the Largest Dollar Volume of Prime Contract Awards in this State	Total Amount	Major Area of Work	
		FSC or Service Code Description	Amount
1. TURTLE MTN BND OF CHIPWA IND	\$7,025	Trailers	\$3,605
2. COASTAL PHYSICIAN GROUP INC	5,861	Other Medical Services	5,861
3. CASE CORPORATION	5,515	Earth Moving and Excavating Equipment	5,515
4. DUBOIS & SONS MASONRY INC	5,290	Maint/Other Residential Buildings	3,085
5. WHEELER CONTRACTING, INC	4,914	Other Utilities	1,429
Total of Above	\$28,605	(22.6% of total awards over \$25,000)	

Prepared by: Washington Headquarters Services
Directorate for Information
Operations and Reports

MAP NO. 36

OHIO



Prepared by: Washington Headquarters Services
Directorate for Information
Operations and Reports

OHIO

FISCAL YEAR 1995

(DOLLARS IN THOUSANDS)

Personnel/Expenditures	Total	Army	Navy & Marine Corps	Air Force	Other Defense Activities
I. Personnel - Total	95,962	33,836	12,954	35,944	13,228
Active Duty Military	9,042	476	625	7,941	0
Civilian	30,666	1,658	201	15,579	13,228
Reserve & National Guard	56,254	31,702	12,128	12,424	0
II. Expenditures - Total	\$5,022,169	\$676,375	\$384,717	\$2,922,618	\$1,038,459
A. Payroll Outlays - Total	2,392,499	292,234	161,568	1,414,528	524,169
Active Duty Military Pay	362,025	12,457	21,515	328,053	0
Civilian Pay	1,348,794	53,941	8,452	762,232	524,169
Reserve & National Guard Pay	159,648	90,220	19,767	49,661	0
Retired Military Pay	522,032	135,616	111,834	274,582	0
B. Contracts Over \$25,000 - Total	2,583,276	357,418	213,670	1,499,384	512,804
Supply and Equipment Contracts	1,297,212	160,350	137,616	561,163	438,083
RDT&E Contracts	556,188	62,407	50,821	433,324	9,636
Service Contracts	639,414	44,742	25,133	504,793	64,746
Construction Contracts	68,188	67,645	100	104	339
Civil Function Contracts	22,274	22,274	0	0	0
C. Grants	46,394	26,723	9,479	8,706	1,486

Major Locations of Expenditures	Expenditures			Major Locations of Personnel	Military and Civilian Personnel		
	Total	Payroll Outlays	Grants/Contracts		Total	Active Duty Military	Civilian
Wright Patterson AFB	\$1,329,684	\$985,351	\$344,333	Wright Patterson AFB	20,612	7,390	13,222
Cincinnati	947,925	38,914	909,011	Columbus	4,941	622	4,319
Columbus	460,920	239,943	220,977	Whitehall	3,560	0	3,560
Dayton	383,779	106,803	276,976	Cleveland	2,701	177	2,524
Cleveland	235,044	121,959	113,085	Kettering	1,939	0	1,939
Akron	211,093	16,503	194,590	Newark	1,603	64	1,539
Whitehall	156,837	156,837	0	Rickenbacker AGB	512	116	396
Fairborn	148,490	28,347	120,143	Youngstown	470	14	456
Toledo	88,783	26,317	62,466	Cincinnati	453	150	303
Kettering	82,440	76,519	5,921	Dayton	414	121	293

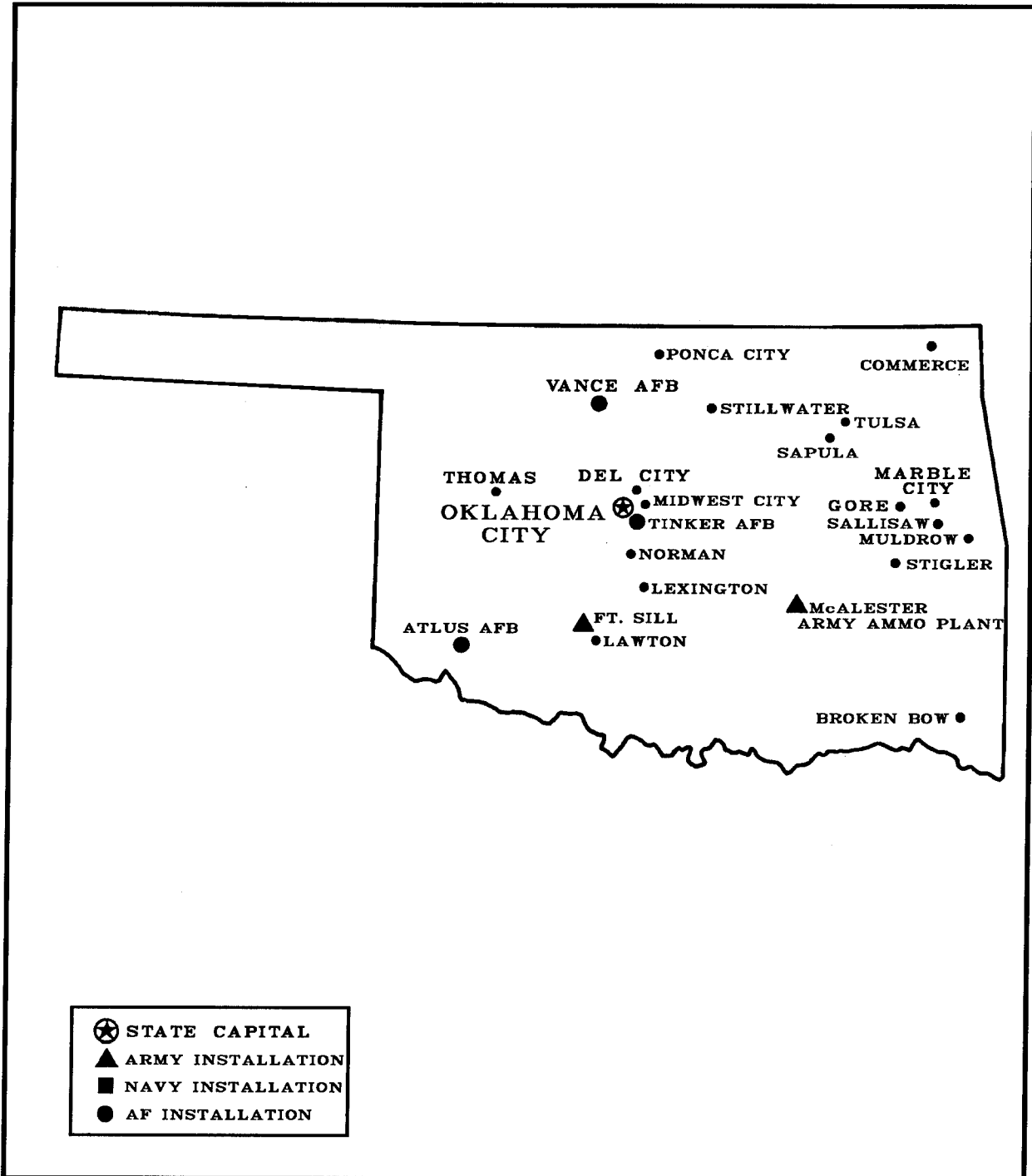
Prime Contracts Over \$25,000 (Prior Three Years)	Total	Army	Navy & Marine Corps	Air Force	Other Defense Activities
Fiscal Year 1994	\$2,965,510	\$639,892	\$287,868	\$1,584,657	\$453,093
Fiscal Year 1993	3,445,640	1,086,975	316,572	1,580,549	461,544
Fiscal Year 1992	3,033,026	588,474	243,666	1,733,550	467,336

Top Five Contractors Receiving the Largest Dollar Volume of Prime Contract Awards in this State	Total Amount	Major Area of Work	
		FSC or Service Code Description	Amount
1. GENERAL ELECTRIC COMPANY	\$387,694	RDTE/Aircraft-Demo/Valid	\$177,128
2. CFM INTERNATIONAL INC	239,919	Gas Turbines and Jet Engines, Acft & Comps	238,789
3. PROCTER & GAMBLE COMPANY THE	176,981	Nonfood Items for Resale	97,415
4. LORAL CORPORATION	143,408	Operational Training Devices	52,763
5. BATTELLE MEMORIAL INSTITUTE	94,855	RDTE/Services-Exploratory Development	29,850
Total of Above	\$1,042,857	(40.4% of total awards over \$25,000)	

Prepared by: Washington Headquarters Services
 Directorate for Information
 Operations and Reports

MAP NO. 37

OKLAHOMA



Prepared by: Washington Headquarters Services
Directorate for Information
Operations and Reports

OKLAHOMA

FISCAL YEAR 1995

(DOLLARS IN THOUSANDS)

Personnel/Expenditures	Total	Army	Navy & Marine Corps	Air Force	Other Defense Activities
I. Personnel - Total	73,859	38,375	4,388	29,435	1,661
Active Duty Military	28,985	16,440	747	11,798	0
Civilian	18,901	4,782	141	12,317	1,661
Reserve & National Guard	25,973	17,153	3,500	5,320	0
II. Expenditures - Total	\$2,792,343	\$1,059,037	\$140,709	\$1,430,980	\$161,617
A. Payroll Outlays - Total	2,033,236	833,432	125,045	1,018,801	55,958
Active Duty Military Pay	821,065	427,721	46,093	347,251	0
Civilian Pay	662,759	153,873	4,898	448,030	55,958
Reserve & National Guard Pay	98,811	70,157	5,852	22,802	0
Retired Military Pay	450,601	181,681	68,202	200,718	0
B. Contracts Over \$25,000 - Total	729,492	200,494	14,608	409,433	104,957
Supply and Equipment Contracts	166,306	8,427	6,712	53,567	97,600
RDT&E Contracts	8,520	5,743	2,119	658	0
Service Contracts	499,922	133,055	5,777	353,733	7,357
Construction Contracts	44,053	42,578	0	1,475	0
Civil Function Contracts	10,691	10,691	0	0	0
C. Grants	29,615	25,111	1,056	2,746	702

Major Locations of Expenditures	Expenditures			Major Locations of Personnel	Military and Civilian Personnel		
	Total	Payroll Outlays	Grants/Contracts		Total	Active Duty Military	Civilian
Oklahoma City	\$1,120,278	\$859,794	\$260,484	Tinker AFB	19,679	7,696	11,983
Fort Sill	600,637	514,703	85,934	Fort Sill	18,679	16,374	2,305
Altus	175,500	113,849	61,651	Altus AFB	3,881	3,336	545
Tulsa	120,055	69,819	50,236	Oklahoma City	1,572	495	1,077
Vance AFB	105,741	35,884	69,857	McAlester	1,101	6	1,095
Midwest City	96,116	2,651	93,465	Tulsa	1,009	64	945
Lawton	85,995	81,995	4,000	Vance AFB	1,008	874	134
Ponca City	51,298	3,993	47,305	Lawton	156	13	143
McAlester	41,005	37,641	3,364	Norman	151	65	86
Norman	40,960	30,641	10,319	Lexington	52	0	52

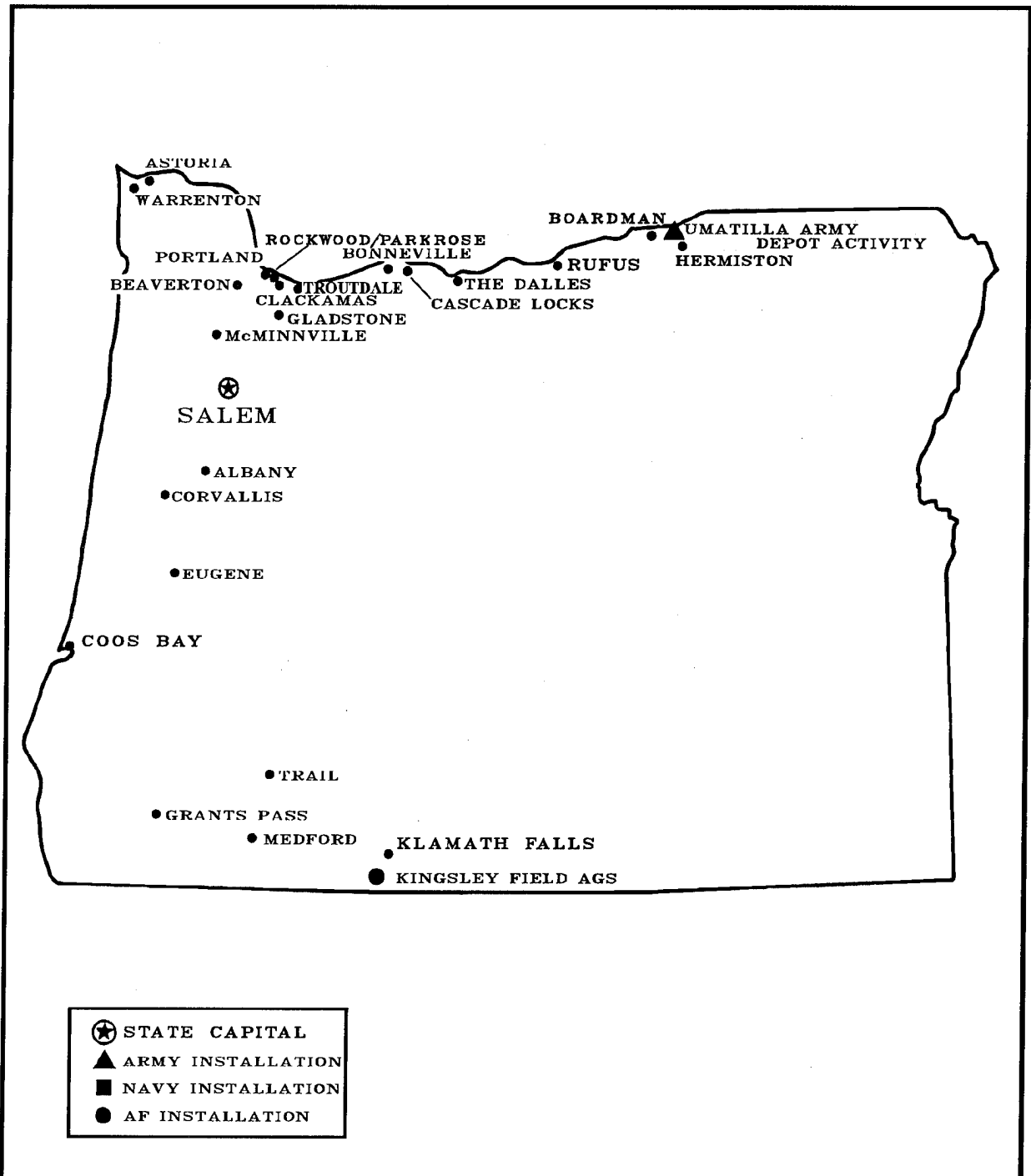
Prime Contracts Over \$25,000 (Prior Three Years)	Total	Army	Navy & Marine Corps	Air Force	Other Defense Activities
Fiscal Year 1994	\$759,176	\$263,451	\$13,105	\$350,775	\$131,845
Fiscal Year 1993	633,792	202,694	19,155	356,286	55,657
Fiscal Year 1992	758,573	306,155	29,302	350,496	72,620

Top Five Contractors Receiving the Largest Dollar Volume of Prime Contract Awards in this State	Total Amount	Major Area of Work	
		FSC or Service Code Description	Amount
1. UNC INCORPORATED	\$94,525	Maint & Repair of Eq/Vehicles-Trailers-Cyc	\$39,490
2. BOEING COMPANY THE	76,551	Program Management/Support Services	61,173
3. NORTHROP GRUMMAN CORPORATION	55,840	Maint & Repair of Eq/Aircraft Structural C	43,645
4. DU PONT E I DE NEMOURS AND CO	47,166	Liquid Propellants & Fuel, Petroleum Base	47,166
5. SUN COMPANY INC	23,533	Liquid Propellants & Fuel, Petroleum Base	23,533
Total of Above	\$297,615	(40.8% of total awards over \$25,000)	

Prepared by: Washington Headquarters Services
Directorate for Information
Operations and Reports

MAP NO. 38

OREGON



Prepared by: Washington Headquarters Services
Directorate for Information
Operations and Reports

OREGON

FISCAL YEAR 1995

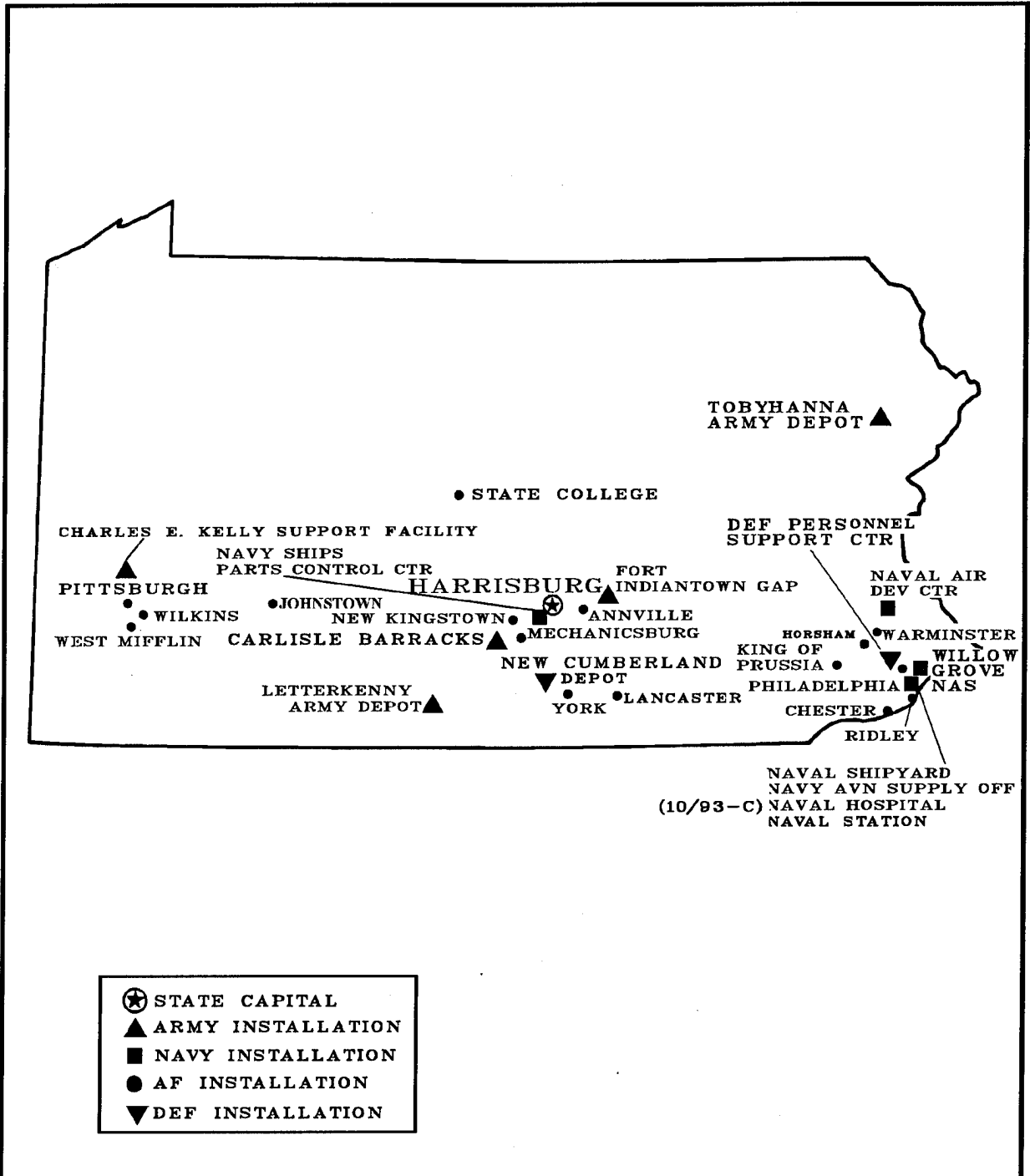
(DOLLARS IN THOUSANDS)

Personnel/Expenditures	Total	Army	Navy & Marine Corps	Air Force	Other Defense Activities		
I. Personnel - Total	23,277	13,678	4,799	4,765	35		
Active Duty Military	918	195	351	372	0		
Civilian	2,952	2,164	21	732	35		
Reserve & National Guard	19,407	11,319	4,427	3,661	0		
<hr/>							
II. Expenditures - Total	\$680,635	\$284,232	\$171,288	\$192,139	\$32,976		
A. Payroll Outlays - Total	503,334	203,542	132,956	165,273	1,563		
Active Duty Military Pay	30,747	5,214	10,728	14,805	0		
Civilian Pay	101,186	70,962	647	28,014	1,563		
Reserve & National Guard Pay	75,979	50,799	8,114	17,066	0		
Retired Military Pay	295,422	76,567	113,467	105,388	0		
B. Contracts Over \$25,000 - Total	136,789	70,549	28,887	21,733	15,620		
Supply and Equipment Contracts	53,486	6,520	21,654	15,465	9,847		
RDT&E Contracts	19,629	5,983	2,753	5,225	5,668		
Service Contracts	23,360	17,732	4,480	1,043	105		
Construction Contracts	8,471	8,471	0	0	0		
Civil Function Contracts	31,843	31,843	0	0	0		
C. Grants	40,512	10,141	9,445	5,133	15,793		
<hr/>							
Major Locations of Expenditures	Expenditures			Major Locations of Personnel	Military and Civilian Personnel		
	Total	Payroll Outlays	Grants/Contracts		Total	Active Duty Military	Civilian
Portland	\$172,026	\$139,143	\$32,883	Portland	2,192	551	1,641
Beaverton	52,023	8,480	43,543	Kingsley Field AGS	298	194	104
Salem	47,108	37,274	9,834	Salem	214	25	189
Corvallis	23,477	10,404	13,073	Bonneville	162	0	162
Grants Pass	17,601	10,625	6,976	Hermiston	150	0	150
Eugene	15,588	13,160	2,428	Clackamas	142	2	140
Kingsley Field AGS	14,573	13,113	1,460	Umatilla	116	7	109
Clackamas	12,768	12,501	267	Corvallis	74	70	4
Medford	12,554	12,145	409	Troutdale	61	0	61
Klamath Falls	9,961	7,423	2,538	Warrenton	60	1	59
<hr/>							
Prime Contracts Over \$25,000 (Prior Three Years)	Total	Army	Navy & Marine Corps	Air Force	Other Defense Activities		
Fiscal Year 1994	\$130,758	\$71,056	\$24,162	\$17,927	\$17,613		
Fiscal Year 1993	161,835	82,891	17,340	14,717	46,887		
Fiscal Year 1992	205,971	124,451	23,320	15,651	42,549		
<hr/>							
Top Five Contractors Receiving the Largest Dollar Volume of Prime Contract Awards in this State	Total Amount	Major Area of Work					
		FSC or Service Code Description			Amount		
1. FLIR SYSTEMS INC	\$11,129	Night Vision Equipment, Emitted and Reflec			\$8,545		
2. TEKTRONIX INC	9,669	Electrical & Elct Properties Meas & Tst In			7,602		
3. INTEL CORPORATION	6,717	RDTE/Other Defense-Exploratory Development			2,909		
4. LITTON INDUSTRIES INC	6,663	Elct Cntrmsrs, Cntr-Cntr-Msrs & Qck Rctn C			6,663		
5. BENGE CONSTRUCTION CO	4,980	Other Conservation & Development Facilitie			2,956		
Total of Above	\$39,158	(28.6% of total awards over \$25,000)					

Prepared by: Washington Headquarters Services
Directorate for Information
Operations and Reports

MAP NO. 39

PENNSYLVANIA



Prepared by: Washington Headquarters Services
 Directorate for Information
 Operations and Reports

PENNSYLVANIA

FISCAL YEAR 1995

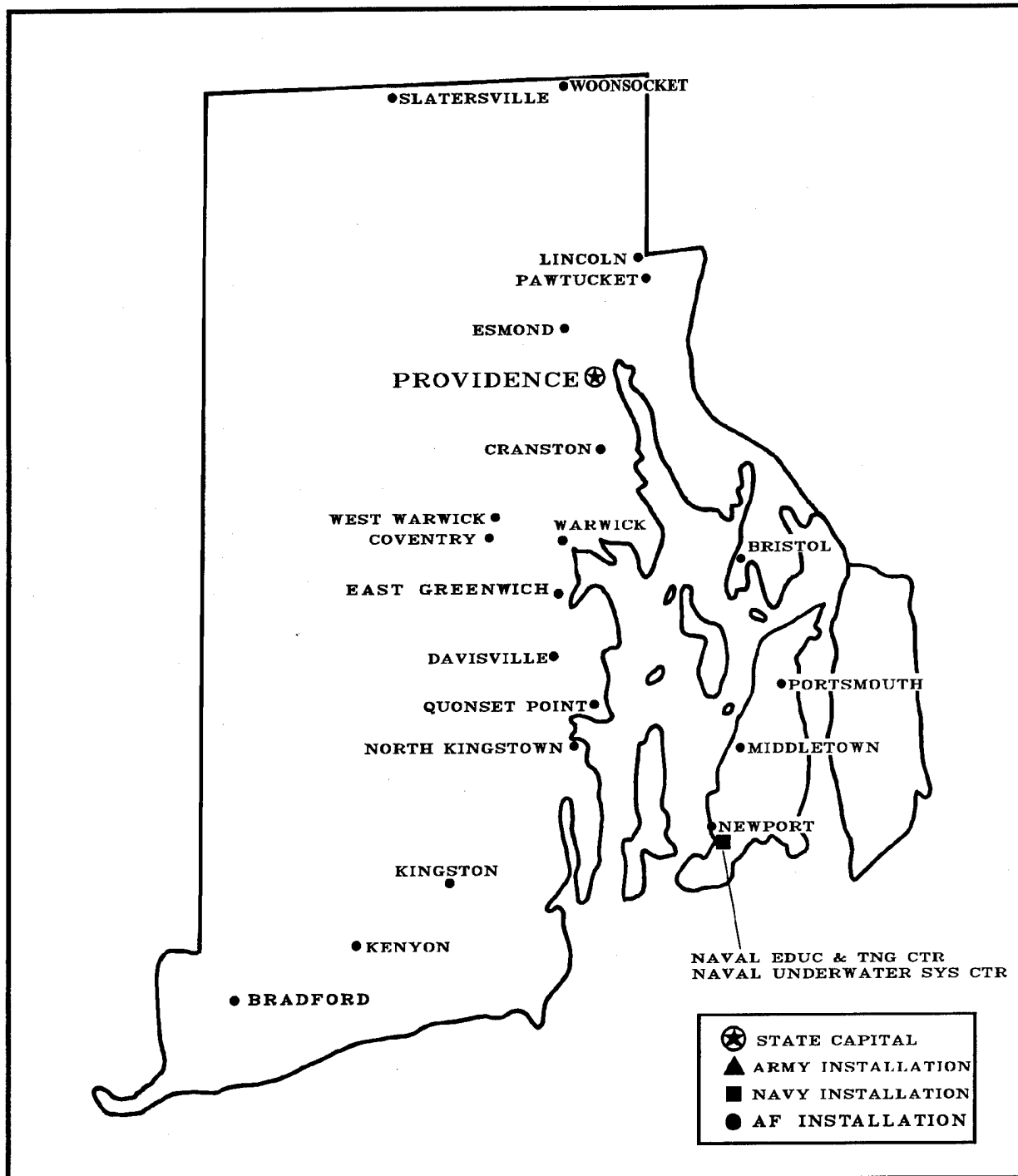
(DOLLARS IN THOUSANDS)

Personnel/Expenditures	Total	Army	Navy & Marine Corps	Air Force	Other Defense Activities		
I. Personnel - Total	105,134	55,255	28,473	11,434	9,972		
Active Duty Military	3,961	1,768	1,711	482	0		
Civilian	34,155	10,180	12,398	1,605	9,972		
Reserve & National Guard	67,018	43,307	14,364	9,347	0		
II. Expenditures - Total	\$5,652,583	\$2,015,366	\$2,142,617	\$790,745	\$703,855		
A. Payroll Outlays - Total	2,494,984	821,497	993,500	293,579	386,408		
Active Duty Military Pay	187,908	46,715	118,676	22,517	0		
Civilian Pay	1,426,344	328,781	650,298	60,857	386,408		
Reserve & National Guard Pay	281,676	205,198	32,999	43,479	0		
Retired Military Pay	599,056	240,803	191,527	166,726	0		
B. Contracts Over \$25,000 - Total	3,004,950	1,172,289	1,115,727	476,852	240,082		
Supply and Equipment Contracts	1,036,601	441,052	246,967	142,588	205,994		
RDT&E Contracts	1,007,480	467,532	234,690	286,955	18,303		
Service Contracts	864,607	185,328	617,238	46,768	15,273		
Construction Contracts	35,814	17,929	16,832	541	512		
Civil Function Contracts	60,448	60,448	0	0	0		
C. Grants	152,649	21,580	33,390	20,314	77,365		
Major Locations of Expenditures	Expenditures			Major Locations of Personnel	Military and Civilian Personnel		
	Total	Payroll Outlays	Grants/Contracts		Total	Active Duty Military	Civilian
Philadelphia	\$1,737,920	\$718,030	\$1,019,890	Philadelphia	12,690	999	11,691
Pittsburgh	345,045	109,758	235,287	Mechanicsburg	5,659	120	5,539
West Mifflin	298,976	734	298,242	Tobyhanna	3,481	76	3,405
Mechanicsburg	279,354	240,923	38,431	New Cumberland	2,511	199	2,312
York	162,733	8,246	154,487	Letterkenny Army Dep	2,462	31	2,431
Chambersburg	153,272	7,136	146,136	Pittsburgh	2,031	682	1,349
Tobyhanna	131,265	112,631	18,634	Warminster	1,805	46	1,759
Horsham	127,460	3,827	123,633	Indiantown Gap	1,580	105	1,475
Warminster	119,428	107,131	12,297	Willow Grove	1,275	386	889
Johnstown	108,416	4,187	104,229	Carlisle Barracks	1,203	558	645
Prime Contracts Over \$25,000 (Prior Three Years)	Total	Army	Navy & Marine Corps	Air Force	Other Defense Activities		
Fiscal Year 1994	\$2,760,129	\$941,718	\$1,251,239	\$234,420	\$332,752		
Fiscal Year 1993	2,968,230	1,024,442	1,283,504	266,493	393,791		
Fiscal Year 1992	3,064,717	1,457,558	901,077	288,686	417,396		
Top Five Contractors Receiving the Largest Dollar Volume of Prime Contract Awards in this State	Total Amount	Major Area of Work					
		FSC or Service Code Description	Amount				
1. WESTINGHOUSE ELECTRIC CORP	\$418,312	Operation/Govt-Owned Contractor-Operated R	\$298,093				
2. BOEING SKRSKY COMANCHE TEAM JV	372,356	RDTE/Aircraft-Advanced Development	372,356				
3. LOCKHEED MARTIN CORPORATION	266,591	RDTE/Missile and Space Systems-Eng/Manuf D	225,954				
4. BOEING COMPANY THE	158,770	Modification of Eq/Aircraft Comps & Accys	80,443				
5. FMC CORPORATION	127,342	Guns, over 150 mm through 200 mm	110,357				
Total of Above	\$1,343,371	(44.7% of total awards over \$25,000)					

Prepared by: Washington Headquarters Services
Directorate for Information
Operations and Reports

MAP NO. 40

RHODE ISLAND



Prepared by: Washington Headquarters Services
Directorate for Information
Operations and Reports

RHODE ISLAND

FISCAL YEAR 1995

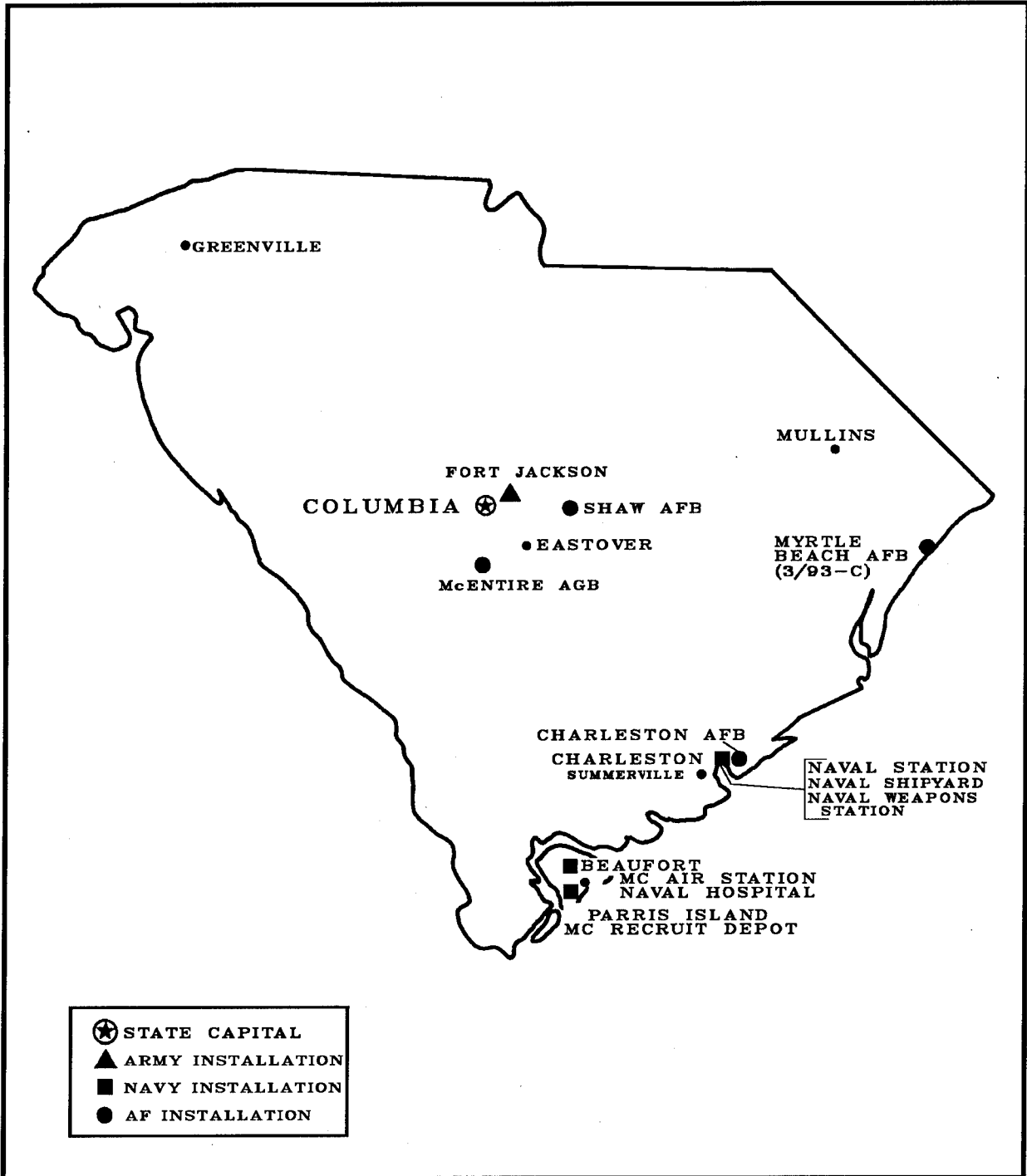
(DOLLARS IN THOUSANDS)

Personnel/Expenditures	Total	Army	Navy & Marine Corps	Air Force	Other Defense Activities		
I. Personnel - Total	15,234	4,721	8,378	2,010	125		
Active Duty Military	3,700	95	3,435	170	0		
Civilian	4,050	253	3,423	249	125		
Reserve & National Guard	7,484	4,373	1,520	1,591	0		
II. Expenditures - Total	\$841,473	\$77,828	\$692,941	\$41,277	\$29,427		
A. Payroll Outlays - Total	438,621	48,076	349,810	36,274	4,461		
Active Duty Military Pay	135,948	2,517	125,334	8,097	0		
Civilian Pay	181,730	8,267	160,152	8,850	4,461		
Reserve & National Guard Pay	30,833	19,777	3,264	7,792	0		
Retired Military Pay	90,110	17,515	61,060	11,535	0		
B. Contracts Over \$25,000 - Total	388,282	24,048	336,594	2,674	24,966		
Supply and Equipment Contracts	123,897	14,740	83,928	1,760	23,469		
RDT&E Contracts	53,919	268	53,040	611	0		
Service Contracts	175,771	3,344	170,627	303	1,497		
Construction Contracts	31,670	2,671	28,999	0	0		
Civil Function Contracts	3,025	3,025	0	0	0		
C. Grants	14,570	5,704	6,537	2,329	0		
Major Locations of Expenditures	Expenditures			Major Locations of Personnel	Military and Civilian Personnel		
	Total	Payroll Outlays	Grants/Contracts		Total	Active Duty Military	Civilian
Newport	\$398,074	\$309,481	\$88,593	Newport	6,964	3,480	3,484
Portsmouth	121,806	11,414	110,392	North Kingstown	289	71	218
Middletown	62,874	2,780	60,094	Providence	241	109	132
Naval USC	56,855	0	56,855	Esmond	45	0	45
Providence	41,532	26,545	14,987	Coventry	41	11	30
North Kingstown	28,645	15,584	13,061	Slatersville	36	0	36
Woonsocket	22,778	1,788	20,990	Warwick	22	1	21
Warwick	15,553	9,399	6,154	Kingston	16	15	1
Esmond	14,876	1,771	13,105	Davisville	15	0	15
Coventry	4,989	4,928	61	East Greenwich	14	1	13
Prime Contracts Over \$25,000 (Prior Three Years)	Total	Army	Navy & Marine Corps	Air Force	Other Defense Activities		
Fiscal Year 1994	\$421,668	\$37,276	\$373,635	\$2,931	\$7,826		
Fiscal Year 1993	389,693	23,827	357,220	2,352	6,294		
Fiscal Year 1992	454,571	50,440	389,331	2,994	11,806		
Top Five Contractors Receiving the Largest Dollar Volume of Prime Contract Awards in this State	Total Amount	Major Area of Work					
		FSC or Service Code Description	Amount				
1. RAYTHEON COMPANY	\$110,893	Underwater Sound Equipment	\$50,190				
2. BRICKLE, HYMAN & SON INC	20,390	Household Furnishings	20,390				
3. SUFFOLK CONSTRUCTION COMPANY	17,831	Hospitals & Infirmarys	17,831				
4. EASTERN GENERAL CONTRACTORS	14,655	Maint/Family Housing Facilities	10,108				
5. ANALYSIS & TECHNOLOGY INC	13,478	Data Collection Services	4,637				
Total of Above	\$177,247	(45.6% of total awards over \$25,000)					

Prepared by: Washington Headquarters Services
Directorate for Information
Operations and Reports

MAP NO. 41

SOUTH CAROLINA



Prepared by: Washington Headquarters Services
Directorate for Information
Operations and Reports

SOUTH CAROLINA

FISCAL YEAR 1995

(DOLLARS IN THOUSANDS)

Personnel/Expenditures	Total	Army	Navy & Marine Corps	Air Force	Other Defense Activities
I. Personnel - Total	79,787	36,207	24,562	17,579	1,439
Active Duty Military	34,778	11,264	13,375	10,139	0
Civilian	12,045	2,752	6,010	1,844	1,439
Reserve & National Guard	32,964	22,191	5,177	5,596	0
II. Expenditures - Total	\$3,386,546	\$937,280	\$1,445,217	\$861,229	\$142,820
A. Payroll Outlays - Total	2,338,530	725,899	930,697	635,885	46,049
Active Duty Military Pay	1,007,373	292,993	423,530	290,850	0
Civilian Pay	465,728	90,320	268,175	61,184	46,049
Reserve & National Guard Pay	148,504	111,486	9,812	27,206	0
Retired Military Pay	716,925	231,100	229,180	256,645	0
B. Contracts Over \$25,000 - Total	1,007,443	175,011	512,194	224,845	95,393
Supply and Equipment Contracts	191,513	49,852	74,714	23,056	43,891
RDT&E Contracts	50,729	728	41,446	3,341	5,214
Service Contracts	668,757	64,721	361,919	195,829	46,288
Construction Contracts	68,459	31,725	34,115	2,619	0
Civil Function Contracts	27,985	27,985	0	0	0
C. Grants	40,573	36,370	2,326	499	1,378

Major Locations of Expenditures	Expenditures			Major Locations of Personnel	Military and Civilian Personnel		
	Total	Payroll Outlays	Grants/Contracts		Total	Active Duty Military	Civilian
Charleston	\$816,758	\$606,308	\$210,450	Fort Jackson	12,821	10,996	1,825
Fort Jackson	424,881	356,003	68,878	Charleston	9,250	3,536	5,714
Columbia	218,374	131,405	86,969	Parris Island MCRD	7,297	6,769	528
Charleston AFB	211,206	167,653	43,553	Shaw AFB	6,023	5,423	600
Shaw AFB	210,899	172,103	38,796	Charleston AFB	5,651	4,540	1,111
Greenville	201,744	23,940	177,804	Beaufort	3,648	2,910	738
Beaufort	154,427	140,270	14,157	Columbia	920	410	510
North Charleston	122,654	4,592	118,062	Eastover	497	87	410
Parris Island MCRD	108,252	98,986	9,266	Greenville	96	20	76
Eastover	55,305	28,511	26,794	North Charleston	81	8	73

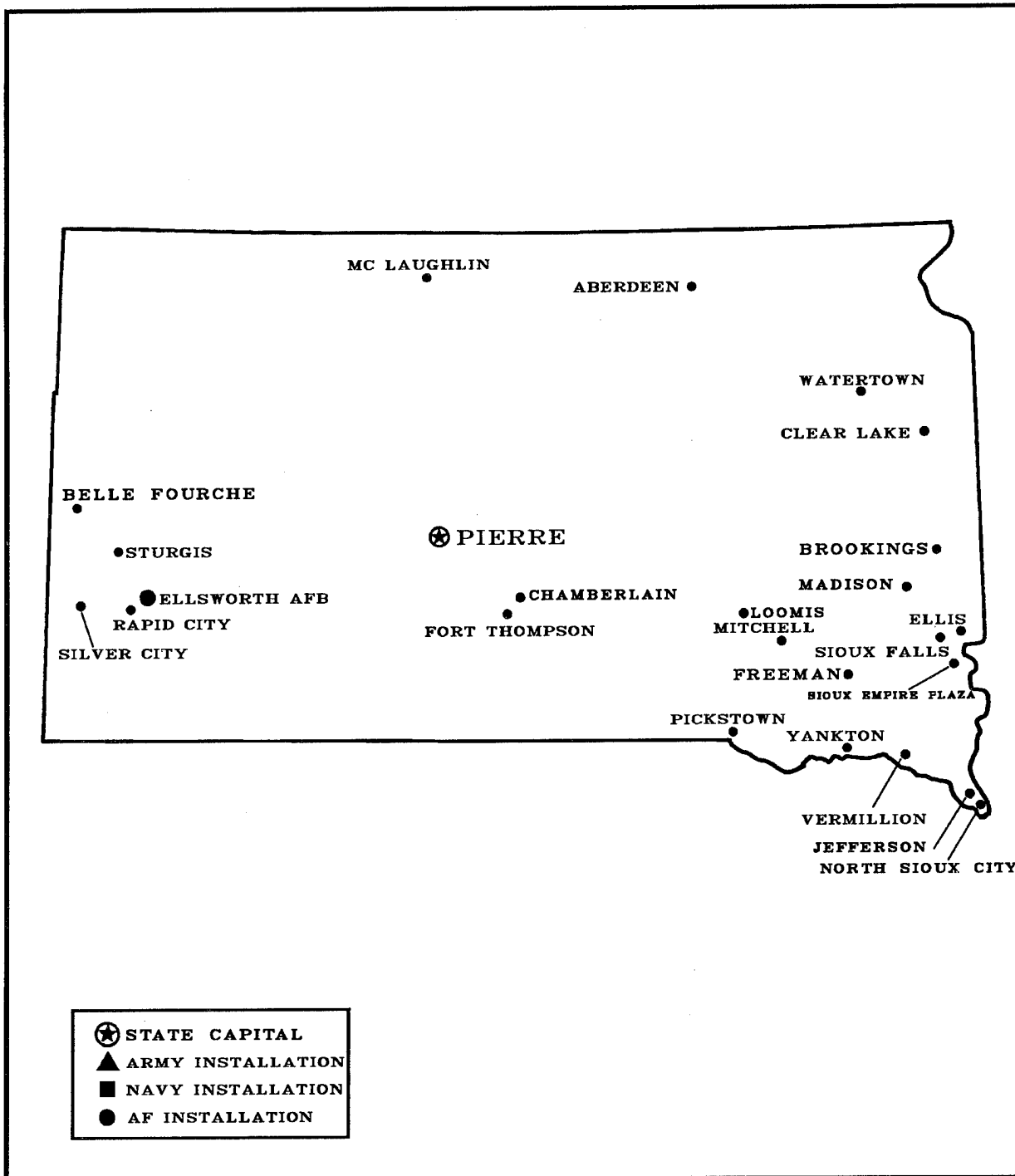
Prime Contracts Over \$25,000 (Prior Three Years)	Total	Army	Navy & Marine Corps	Air Force	Other Defense Activities
Fiscal Year 1994	\$998,110	\$136,941	\$483,681	\$249,124	\$128,364
Fiscal Year 1993	729,552	184,595	399,504	67,491	77,962
Fiscal Year 1992	756,118	188,565	374,130	54,598	138,825

Top Five Contractors Receiving the Largest Dollar Volume of Prime Contract Awards in this State	Total Amount	Major Area of Work	
		FSC or Service Code Description	Amount
1. LOCKHEED MARTIN CORPORATION	\$171,611	Program Management/Support Services	\$146,515
2. MILCOM SYSTEMS CORPORATION	61,766	Engineering Technical Services	41,349
3. SOUTH CAROLINA RESEARCH AUTH	41,956	RDT&E/Other Defense-Basic Research	34,032
4. BLUE CROSS BLUE SHIELD OF SC	41,647	Dependent Medicare Services	21,180
5. IDS INC	33,620	Systems Engineering Services	27,253
Total of Above	\$350,600	(34.8% of total awards over \$25,000)	

Prepared by: Washington Headquarters Services
Directorate for Information
Operations and Reports

MAP NO. 42

SOUTH DAKOTA



Prepared by: Washington Headquarters Services
Directorate for Information
Operations and Reports

SOUTH DAKOTA

FISCAL YEAR 1995

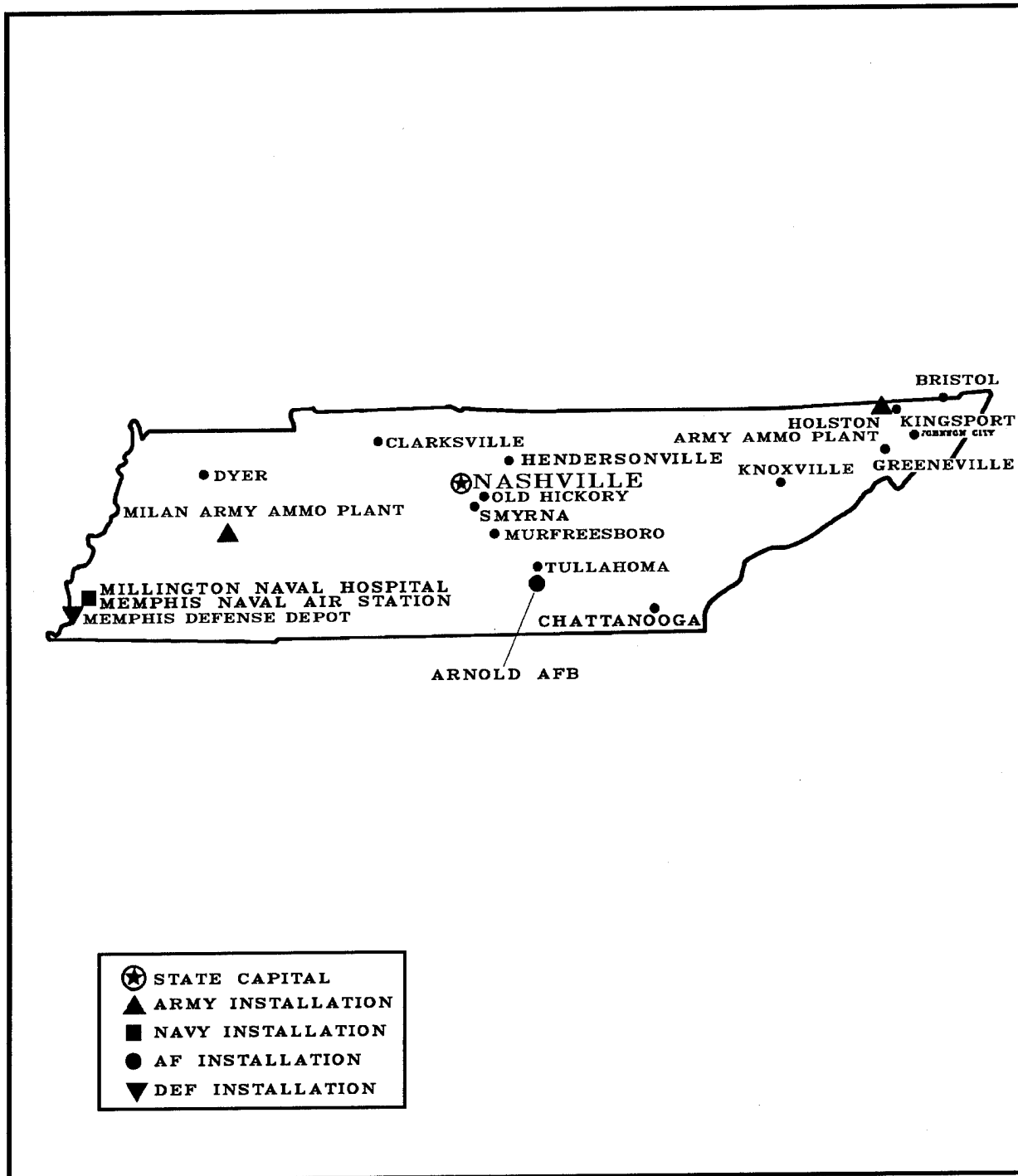
(DOLLARS IN THOUSANDS)

Personnel/Expenditures	Total	Army	Navy & Marine Corps	Air Force	Other Defense Activities			
I. Personnel - Total	12,824	5,862	735	6,146	81			
Active Duty Military	4,140	115	6	4,019	0			
Civilian	1,301	493	0	727	81			
Reserve & National Guard	7,383	5,254	729	1,400	0			
II. Expenditures - Total	\$385,760	\$119,625	\$18,234	\$224,137	\$23,764			
A. Payroll Outlays - Total	252,872	55,106	11,242	184,069	2,455			
Active Duty Military Pay	120,635	3,051	180	117,404	0			
Civilian Pay	38,992	16,170	0	20,367	2,455			
Reserve & National Guard Pay	26,872	20,987	1,042	4,843	0			
Retired Military Pay	66,373	14,898	10,020	41,455	0			
B. Contracts Over \$25,000 - Total	128,615	60,256	6,992	40,068	21,299			
Supply and Equipment Contracts	52,598	7,868	6,633	17,921	20,176			
RDT&E Contracts	250	0	0	250	0			
Service Contracts	31,438	8,914	359	21,042	1,123			
Construction Contracts	19,146	18,291	0	855	0			
Civil Function Contracts	25,183	25,183	0	0	0			
C. Grants	4,273	4,263	0	0	10			
Major Locations of Expenditures	Expenditures			Major Locations of Personnel		Military and Civilian Personnel		
	Total	Payroll Outlays	Grants/ Contracts	Total	Active Duty Military	Civilian		
Ellsworth AFB	\$187,268	\$129,011	\$58,257	Ellsworth AFB	4,436	3,882	554	
Rapid City	45,630	35,050	10,580	Sioux Falls	354	77	277	
Sioux Falls	26,562	21,348	5,214	Rapid City	220	19	201	
North Sioux City	24,539	216	24,323	Flandreau	74	74	0	
Sioux Empire Plaza	9,008	0	9,008	Belle Fourche	71	65	6	
Jefferson	7,280	45	7,235	Pierre	58	0	58	
Brookings	5,198	4,520	678	Fort Thompson	43	0	43	
Pierre	4,541	3,762	779	Pickstown	41	0	41	
McLaughlin	4,144	0	4,144	Mitchell	38	0	38	
Sterling	3,593	0	3,593	Brookings	31	16	15	
Prime Contracts Over \$25,000 (Prior Three Years)	Total	Army	Navy & Marine Corps	Air Force	Other Defense Activities			
Fiscal Year 1994	\$74,781	\$34,242	\$1,563	\$19,365	\$19,611			
Fiscal Year 1993	96,106	30,524	1,755	27,432	36,395			
Fiscal Year 1992	82,771	36,452	1,326	36,501	8,492			
Top Five Contractors Receiving the Largest Dollar Volume of Prime Contract Awards in this State	Total Amount	Major Area of Work						
		FSC or Service Code Description			Amount			
1. WMX TECHNOLOGIES INC	\$19,878	All Other Non-Building Facilities				\$9,746		
2. GATEWAY 2000 INC	15,974	ADPE System Configuration				7,419		
3. SOFTMART, INC	11,409	ADPE System Configuration				5,612		
4. HEAVY CONSTRUCTORS INC	10,270	Office Buildings				8,994		
5. EPS TECHNOLOGIES, INC	7,335	ADPE System Configuration				3,688		
Total of Above	\$64,866	(50.4% of total awards over \$25,000)						

Prepared by: Washington Headquarters Services
Directorate for Information
Operations and Reports

MAP NO. 43

TENNESSEE



Prepared by: Washington Headquarters Services
Directorate for Information
Operations and Reports

TENNESSEE

FISCAL YEAR 1995

(DOLLARS IN THOUSANDS)

Personnel/Expenditures	Total	Army	Navy & Marine Corps	Air Force	Other Defense Activities
I. Personnel - Total	49,286	27,900	13,093	6,642	1,651
Active Duty Military	7,076	367	6,129	580	0
Civilian	5,854	2,377	834	992	1,651
Reserve & National Guard	36,356	25,156	6,130	5,070	0
II. Expenditures - Total	\$2,196,168	\$713,791	\$481,298	\$836,260	\$164,819
A. Payroll Outlays - Total	1,078,404	394,409	368,262	258,072	57,661
Active Duty Military Pay	188,484	9,730	157,495	21,259	0
Civilian Pay	200,847	78,004	29,228	35,954	57,661
Reserve & National Guard Pay	134,272	98,918	11,930	23,424	0
Retired Military Pay	554,801	207,757	169,609	177,435	0
B. Contracts Over \$25,000 - Total	1,090,633	304,172	103,727	576,253	106,481
Supply and Equipment Contracts	217,835	45,416	47,842	24,553	100,024
RDT&E Contracts	251,645	21,103	9,769	220,773	0
Service Contracts	551,460	168,679	45,962	330,362	6,457
Construction Contracts	16,469	15,750	154	565	0
Civil Function Contracts	53,224	53,224	0	0	0
C. Grants	27,131	15,210	9,309	1,935	677

Major Locations of Expenditures	Expenditures			Major Locations of Personnel	Military and Civilian Personnel		
	Total	Payroll Outlays	Grants/Contracts		Total	Active Duty Military	Civilian
Memphis	\$529,514	\$164,063	\$365,451	Millington	6,588	5,743	845
Arnold AFB	264,403	16,567	247,836	Memphis	2,633	229	2,404
Millington	222,728	190,172	32,556	Nashville	1,738	649	1,089
Nashville	142,798	104,178	38,620	Knoxville	435	81	354
Holston AAP	95,139	0	95,139	Arnold AFB	389	127	262
Clarksville	80,875	59,983	20,892	Murfreesboro	151	148	3
Knoxville	63,749	45,346	18,403	Chattanooga	113	30	83
Tullahoma	60,668	7,902	52,766	Smyrna	85	0	85
Milan AAP	50,162	0	50,162	Kingsport	63	3	60
Chattanooga	41,979	26,759	15,220	Hendersonville	56	0	56

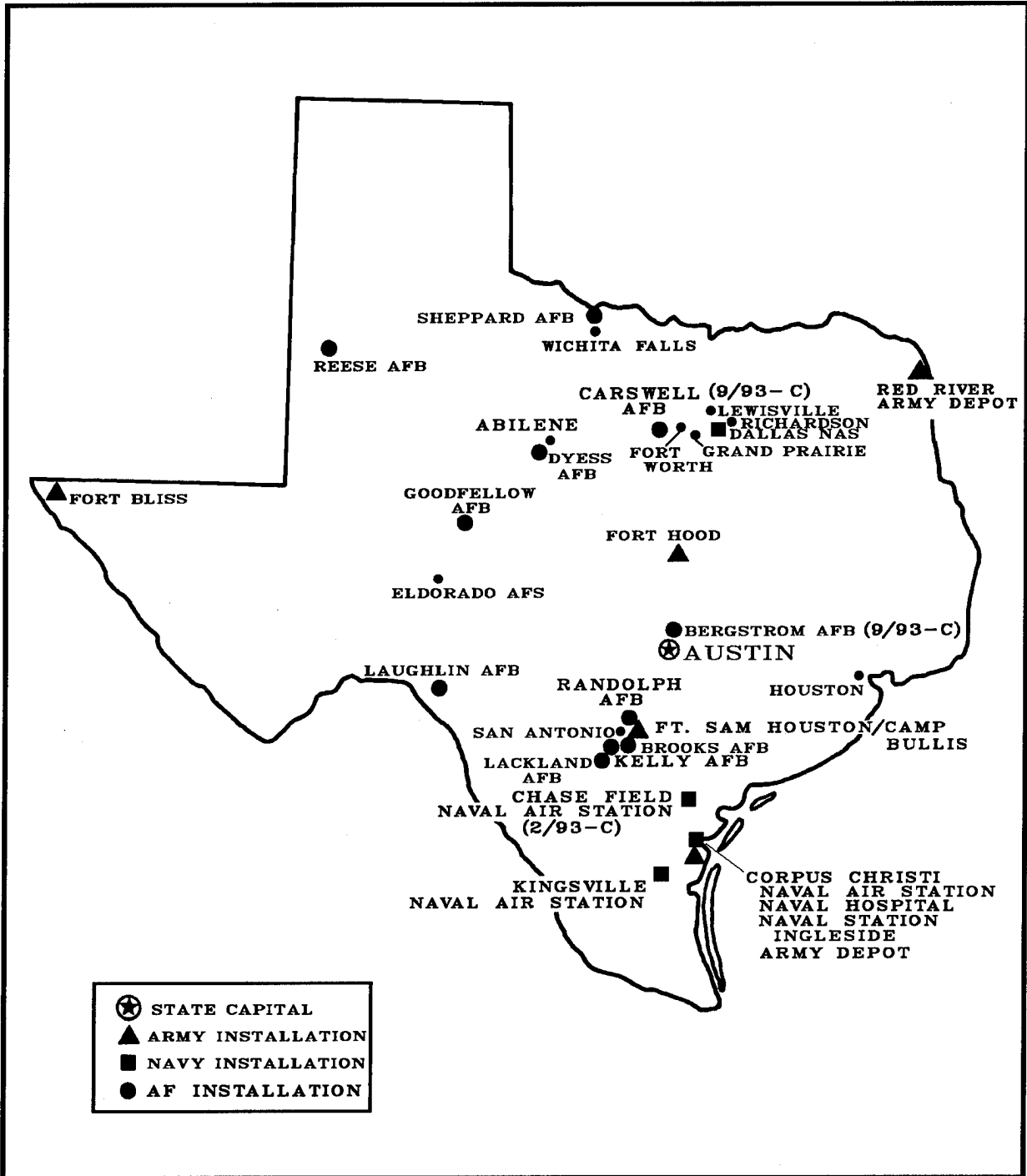
Prime Contracts Over \$25,000 (Prior Three Years)	Total	Army	Navy & Marine Corps	Air Force	Other Defense Activities
Fiscal Year 1994	\$1,172,784	\$272,094	\$131,613	\$639,456	\$129,621
Fiscal Year 1993	937,326	240,429	136,105	484,792	76,000
Fiscal Year 1992	1,262,110	507,638	115,150	495,620	143,702

Top Five Contractors Receiving the Largest Dollar Volume of Prime Contract Awards in this State	Total Amount	Major Area of Work	
		FSC or Service Code Description	Amount
1. FEDERAL EXPRESS CORPORATION	\$300,588	Passenger Air Charter Service	\$241,254
2. VANADIUM ENTERPRISES CORP	111,658	RDTE/Other Research & Development-Mgmt Sup	106,414
3. EASTMAN CHEMICAL COMPANY	92,145	Operation/Ammunition Facilities	92,145
4. SVERDRUP CORPORATION, THE	67,211	RDTE/Other Research & Development-Mgmt Sup	61,476
5. ARVIN INDUSTRIES INC	46,370	RDTE/Other Research & Development-Mgmt Sup	46,370
Total of Above	\$617,972	(56.7% of total awards over \$25,000)	

Prepared by: Washington Headquarters Services
 Directorate for Information
 Operations and Reports

MAP NO. 44

TEXAS



Prepared by: Washington Headquarters Services
Directorate for Information
Operations and Reports

TEXAS

FISCAL YEAR 1995

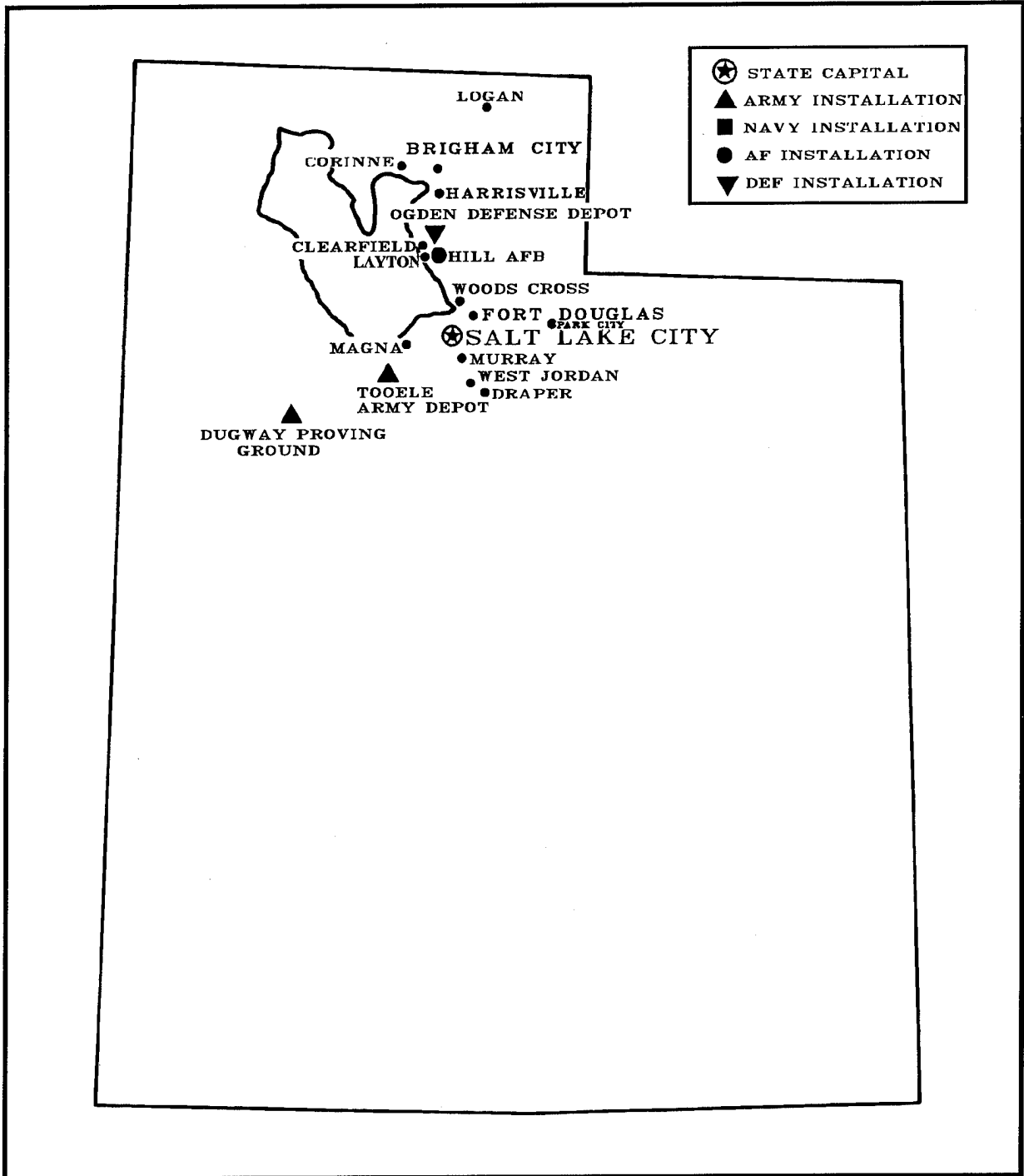
(DOLLARS IN THOUSANDS)

Personnel/Expenditures	Total	Army	Navy & Marine Corps	Air Force	Other Defense Activities		
I. Personnel - Total	277,152	152,652	33,323	85,030	6,147		
Active Duty Military	117,309	69,694	5,819	41,796	0		
Civilian	52,882	19,457	2,051	25,227	6,147		
Reserve & National Guard	106,961	63,501	25,453	18,007	0		
II. Expenditures - Total	\$16,928,235	\$5,981,372	\$2,463,082	\$7,191,818	\$1,291,963		
A. Payroll Outlays - Total	7,739,952	3,344,006	758,739	3,422,644	214,563		
Active Duty Military Pay	2,990,094	1,626,833	241,023	1,122,238	0		
Civilian Pay	1,749,021	626,418	69,335	838,705	214,563		
Reserve & National Guard Pay	276,572	167,339	48,935	60,298	0		
Retired Military Pay	2,724,265	923,416	399,446	1,401,403	0		
B. Contracts Over \$25,000 - Total	9,020,187	2,608,174	1,685,182	3,757,608	969,223		
Supply and Equipment Contracts	5,111,658	1,361,047	420,427	2,418,591	911,593		
RDT&E Contracts	1,356,396	411,722	699,988	225,247	19,439		
Service Contracts	2,231,400	546,578	543,137	1,103,494	38,191		
Construction Contracts	208,925	177,019	21,630	10,276	0		
Civil Function Contracts	111,808	111,808	0	0	0		
C. Grants	168,096	29,192	19,161	11,566	108,177		
Major Locations of Expenditures	Expenditures			Major Locations of Personnel	Military and Civilian Personnel		
	Total	Payroll Outlays	Grants/Contracts		Total	Active Duty Military	Civilian
Fort Worth	\$3,342,593	\$190,076	\$3,152,517	Fort Hood	48,517	44,684	3,833
Fort Hood	1,322,544	1,115,729	206,815	Kelly AFB	18,511	4,727	13,784
San Antonio	1,192,132	653,161	538,971	Fort Bliss	17,735	15,798	1,937
Fort Bliss	671,677	580,263	91,434	Lackland AFB	16,752	13,653	3,099
Grand Prairie	647,449	21,682	625,767	Fort Sam Houston	12,445	8,351	4,094
Dallas	617,319	152,182	465,137	Randolph AFB	7,941	5,100	2,841
Kelly AFB	600,548	598,320	2,228	Sheppard AFB/W Falls	7,703	6,149	1,554
Austin	510,167	168,979	341,188	Corpus Christi	6,066	1,810	4,256
Corpus Christi	494,462	264,965	229,497	Dyess AFB	5,297	4,860	437
Lewisville	474,582	10,801	463,781	Brooks AFB	3,728	2,024	1,704
Prime Contracts Over \$25,000 (Prior Three Years)	Total	Army	Navy & Marine Corps	Air Force	Other Defense Activities		
Fiscal Year 1994	\$8,145,430	\$2,498,729	\$1,931,130	\$2,622,631	\$1,092,940		
Fiscal Year 1993	9,010,273	2,484,013	1,708,662	3,701,601	1,115,997		
Fiscal Year 1992	8,671,793	2,695,313	1,454,931	3,311,311	1,210,238		
Top Five Contractors Receiving the Largest Dollar Volume of Prime Contract Awards in this State	Total Amount	Major Area of Work		FSC or Service Code Description	Amount		
1. LOCKHEED MARTIN CORPORATION	\$2,430,802	Aircraft Fixed Wing		\$2,082,525			
2. TEXTRON INC	733,728	RDTE/Aircraft-Eng/Manuf Develop		387,886			
3. LORAL CORPORATION	590,736	Guided Missile Components		203,548			
4. TEXAS INSTRUMENTS INCORPORATED	552,625	Guided Missile Components		121,701			
5. STEWART & STEVENSON SVCS INC	442,084	Trucks and Truck Tractors, Wheeled		435,815			
Total of Above	\$4,749,975	(52.7% of total awards over \$25,000)					

Prepared by: Washington Headquarters Services
Directorate for Information
Operations and Reports

MAP NO. 45

UTAH



Prepared by: Washington Headquarters Services
Directorate for Information
Operations and Reports

UTAH

FISCAL YEAR 1995

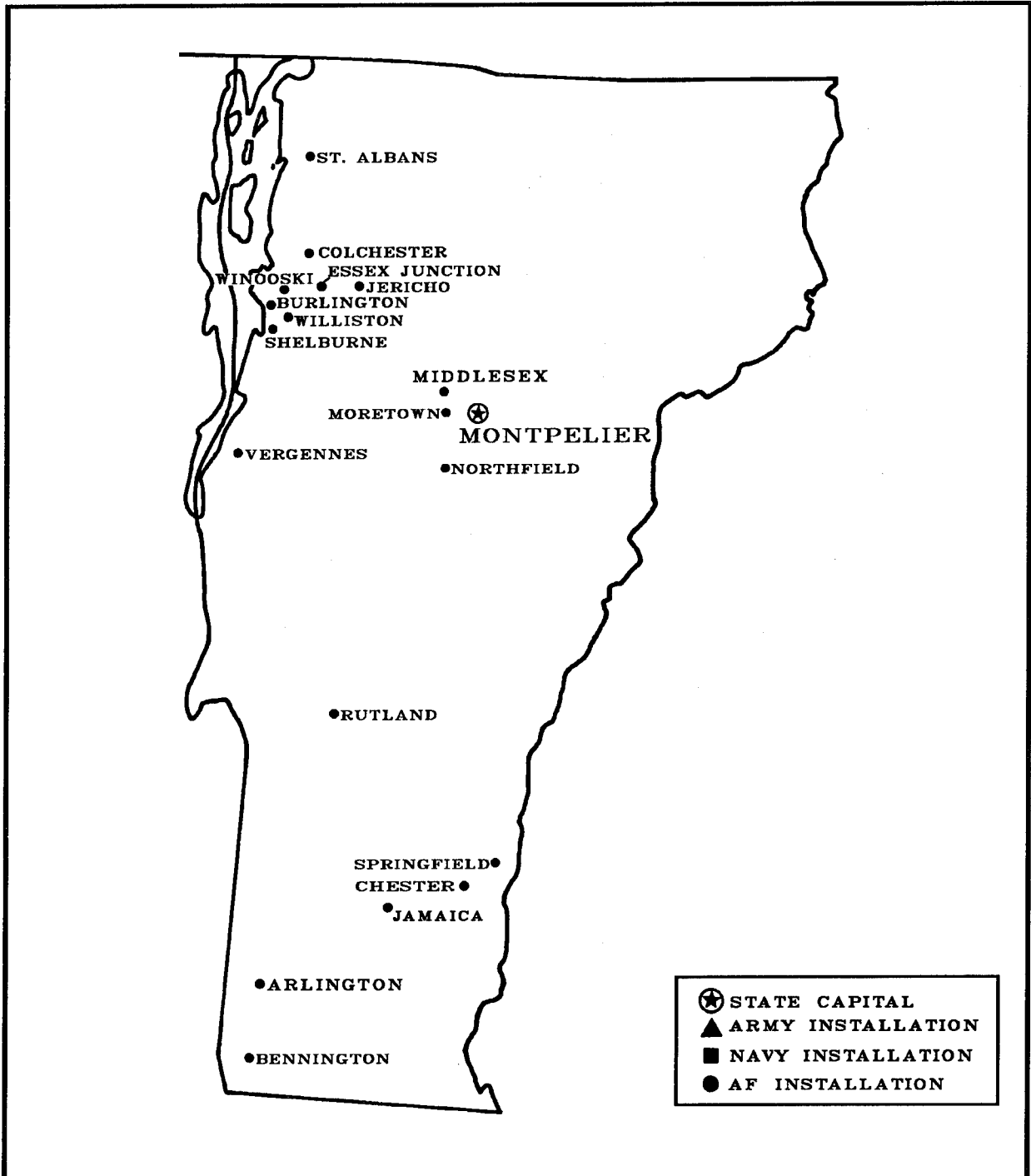
(DOLLARS IN THOUSANDS)

Personnel/Expenditures	Total	Army	Navy & Marine Corps	Air Force	Other Defense Activities		
I. Personnel - Total	34,498	12,988	1,608	17,204	2,698		
Active Duty Military	5,247	409	118	4,720	0		
Civilian	13,620	2,527	58	8,337	2,698		
Reserve & National Guard	15,631	10,052	1,432	4,147	0		
II. Expenditures - Total	\$1,370,046	\$367,592	\$99,629	\$675,085	\$227,740		
A. Payroll Outlays - Total	867,877	186,096	39,719	531,406	110,656		
Active Duty Military Pay	155,746	10,774	4,048	140,924	0		
Civilian Pay	475,760	82,930	2,534	279,640	110,656		
Reserve & National Guard Pay	74,407	49,500	4,257	20,650	0		
Retired Military Pay	161,964	42,892	28,880	90,192	0		
B. Contracts Over \$25,000 - Total	479,323	165,912	55,557	141,070	116,784		
Supply and Equipment Contracts	156,929	22,328	29,191	18,795	86,615		
RDT&E Contracts	77,164	14,679	17,947	20,674	23,864		
Service Contracts	200,517	96,355	8,419	89,438	6,305		
Construction Contracts	39,851	27,688	0	12,163	0		
Civil Function Contracts	4,862	4,862	0	0	0		
C. Grants	22,846	15,584	4,353	2,609	300		
Major Locations of Expenditures	Expenditures			Major Locations of Personnel	Military and Civilian Personnel		
	Total	Payroll Outlays	Grants/Contracts		Total	Active Duty Military	Civilian
Hill AFB	\$548,609	\$441,955	\$106,654	Hill AFB	13,530	4,535	8,995
Salt Lake City	197,518	70,915	126,603	Ogden	1,339	13	1,326
Tooele Army Depot	121,757	49,139	72,618	Tooele Army Depot	1,324	12	1,312
Ogden	90,684	74,119	16,565	Salt Lake City	961	378	583
Brigham City	71,040	8,288	62,752	Dugway	696	92	604
Dugway	60,125	23,803	36,322	Draper	228	5	223
Logan	29,308	5,238	24,070	Brigham City	128	3	125
Draper	27,199	19,656	7,543	Fort Douglas	127	73	54
Layton	19,382	18,698	684	West Jordan	99	14	85
Magna	14,399	4,957	9,442	Magna	81	11	70
Prime Contracts Over \$25,000 (Prior Three Years)	Total	Army	Navy & Marine Corps	Air Force	Other Defense Activities		
Fiscal Year 1994	\$521,170	\$203,903	\$83,620	\$125,934	\$107,713		
Fiscal Year 1993	542,372	202,711	78,143	177,842	83,676		
Fiscal Year 1992	615,900	225,313	76,611	164,572	149,404		
Top Five Contractors Receiving the Largest Dollar Volume of Prime Contract Awards in this State	Total Amount	Major Area of Work					
		FSC or Service Code Description	Amount				
1. THIOKOL CORPORATION	\$63,470	Miscellaneous Special Industry Machinery		\$26,090			
2. EG&G INC	49,001	Architect-Engineering Services		49,001			
3. AMOCO CORPORATION	29,989	Liquid Propellants & Fuel, Petroleum Base		29,989			
4. ALLIANT TECHSYSTEMS INC	21,355	Guided Missile Systems, Complete		7,043			
5. UTAH STATE UNIVERSITY	19,423	RDTE/Other Defense-Advanced Development		18,995			
Total of Above	\$183,238	(38.2% of total awards over \$25,000)					

Prepared by: Washington Headquarters Services
Directorate for Information
Operations and Reports

MAP NO. 46

VERMONT



Prepared by: Washington Headquarters Services
Directorate for Information
Operations and Reports

VERMONT

FISCAL YEAR 1995

(DOLLARS IN THOUSANDS)

Personnel/Expenditures	Total	Army	Navy & Marine Corps	Air Force	Other Defense Activities
I. Personnel - Total	6,642	4,701	449	1,442	50
Active Duty Military	118	17	11	90	0
Civilian	600	302	1	247	50
Reserve & National Guard	5,924	4,382	437	1,105	0
II. Expenditures - Total	\$311,000	\$210,123	\$40,148	\$51,903	\$8,826
A. Payroll Outlays - Total	100,714	54,978	11,571	31,853	2,312
Active Duty Military Pay	5,187	467	549	4,171	0
Civilian Pay	20,261	9,927	21	8,001	2,312
Reserve & National Guard Pay	33,253	27,007	491	5,755	0
Retired Military Pay	42,013	17,577	10,510	13,926	0
B. Contracts Over \$25,000 - Total	207,290	152,388	28,522	19,870	6,510
Supply and Equipment Contracts	179,079	127,947	25,931	18,691	6,510
RDT&E Contracts	14,139	12,644	683	812	0
Service Contracts	10,076	7,801	1,908	367	0
Construction Contracts	2,609	2,609	0	0	0
Civil Function Contracts	1,387	1,387	0	0	0
C. Grants	2,996	2,757	55	180	4

Major Locations of Expenditures	Expenditures			Major Locations of Personnel	Military and Civilian Personnel		
	Total	Payroll Outlays	Grants/Contracts		Total	Active Duty Military	Civilian
Burlington	\$200,383	\$16,505	\$183,878	South Burlington	265	0	265
Colchester	18,277	15,265	3,012	Colchester	179	6	173
South Burlington	10,517	10,392	125	Burlington	119	82	37
Vergennes	8,712	1,070	7,642	Northfield	32	26	6
Rutland	4,716	4,396	320	Jericho	26	0	26
Bennington	4,679	1,625	3,054	Rutland	23	1	22
Jericho	4,243	4,195	48	St. Albans	9	0	9
Burlington IAP	3,603	0	3,603	Vergennes	8	0	8
Northfield	3,150	3,021	129	Jamaica	6	0	6
St. Albans	2,567	2,490	77	Lyndonville	6	0	6

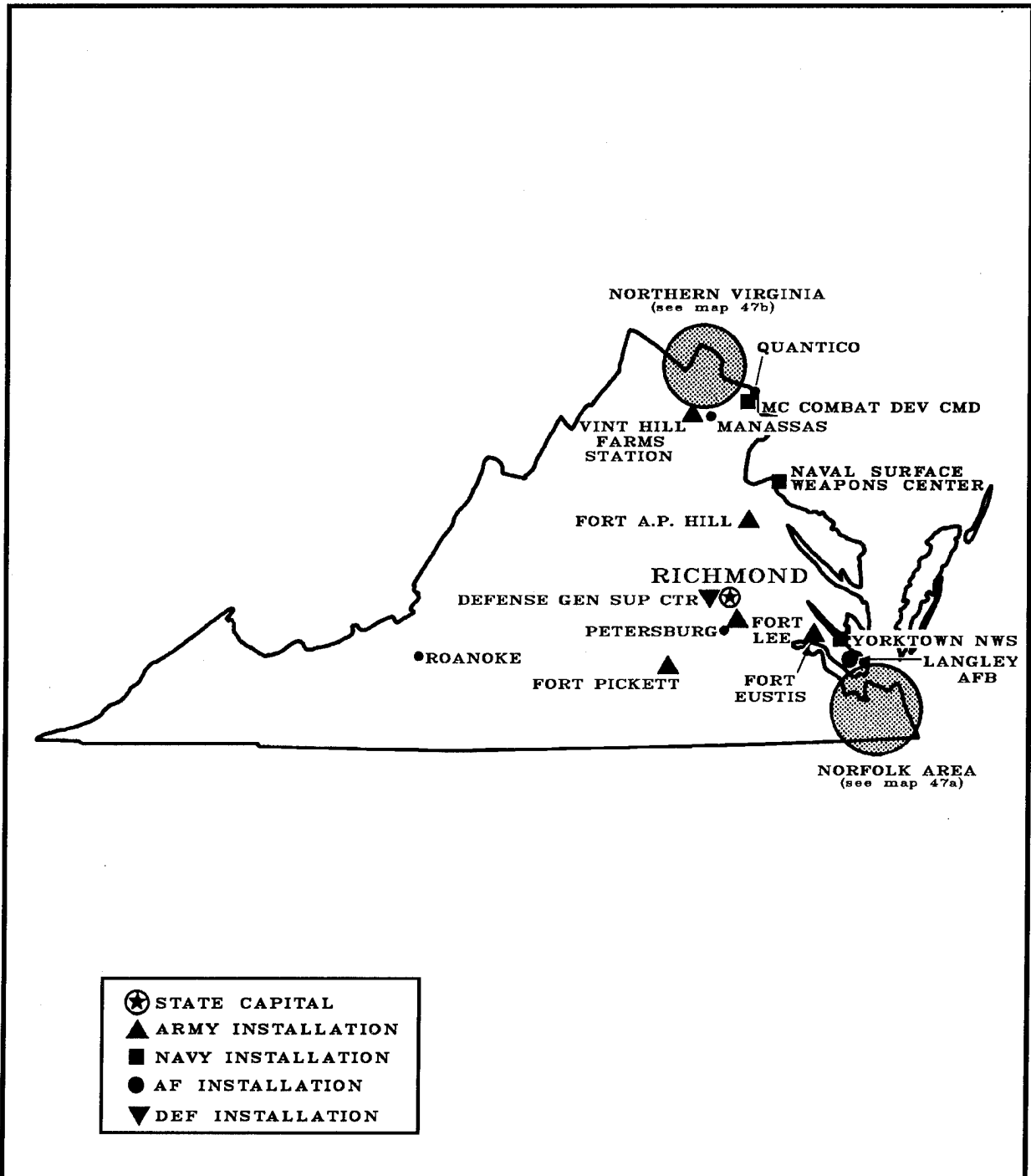
Prime Contracts Over \$25,000 (Prior Three Years)	Total	Army	Navy & Marine Corps	Air Force	Other Defense Activities
Fiscal Year 1994	\$57,434	\$26,913	\$22,579	\$5,325	\$2,617
Fiscal Year 1993	62,735	24,297	22,839	13,146	2,453
Fiscal Year 1992	63,027	23,883	28,389	8,699	2,056

Top Five Contractors Receiving the Largest Dollar Volume of Prime Contract Awards in this State	Total Amount	Major Area of Work	
		FSC or Service Code Description	Amount
1. LOCKHEED MARTIN CORPORATION	\$182,574	Rockets, Rocket Ammunition & Rocket Comps	\$123,106
2. GOODRICH B F COMPANY THE	7,642	Liq & Gas Flow, Liq Lvl, & Mech Motion Mea	4,032
3. RALSTON PURINA COMPANY	2,700	Prep & Disposal of Excess & Surplus Proper	2,700
4. LONEY, H CONSTRUCTION COMPANY,	2,425	Other Miscellaneous Buildings	2,425
5. FURNITURE BY THURSTON, INC	1,444	Office Furniture	863
Total of Above	\$196,785	(94.9% of total awards over \$25,000)	

Prepared by: Washington Headquarters Services
Directorate for Information
Operations and Reports

MAP NO. 47

VIRGINIA



Prepared by: Washington Headquarters Services
Directorate for Information
Operations and Reports

VIRGINIA

FISCAL YEAR 1995

(DOLLARS IN THOUSANDS)

Personnel/Expenditures	Total	Army	Navy & Marine Corps	Air Force	Other Defense Activities
I. Personnel - Total	233,914	83,469	104,768	23,578	22,099
Active Duty Military	91,003	30,138	46,038	14,827	0
Civilian	93,932	23,833	43,708	4,292	22,099
Reserve & National Guard	48,979	29,498	15,022	4,459	0
II. Expenditures - Total	\$23,524,532	\$5,002,319	\$13,510,388	\$2,393,728	\$2,618,097
A. Payroll Outlays - Total	11,281,341	2,343,035	6,357,201	1,477,608	1,103,497
Active Duty Military Pay	4,702,668	787,145	3,262,894	652,629	0
Civilian Pay	4,225,503	768,596	2,035,213	318,197	1,103,497
Reserve & National Guard Pay	126,870	84,752	35,138	6,980	0
Retired Military Pay	2,226,300	702,542	1,023,956	499,802	0
B. Contracts Over \$25,000 - Total	12,137,711	2,629,602	7,138,878	904,542	1,464,689
Supply and Equipment Contracts	4,579,883	587,205	3,409,947	295,100	287,631
RDT&E Contracts	1,336,450	466,701	366,322	185,230	318,197
Service Contracts	5,789,642	1,313,539	3,193,562	424,037	858,504
Construction Contracts	351,840	182,261	169,047	175	357
Civil Function Contracts	79,896	79,896	0	0	0
C. Grants	105,480	29,682	14,309	11,578	49,911

Major Locations of Expenditures	Expenditures			Major Locations of Personnel	Military and Civilian Personnel		
	Total	Payroll Outlays	Grants/Contracts		Total	Active Duty Military	Civilian
Newport News	\$4,217,499	\$438,992	\$3,778,507	Arlington	40,789	15,963	24,826
Arlington	3,482,607	2,285,045	1,197,562	Norfolk	30,148	16,166	13,982
Norfolk	3,398,637	2,579,790	818,847	Portsmouth	13,621	3,527	10,094
Virginia Beach	1,187,782	1,008,833	178,949	Fort Belvoir	10,982	3,625	7,357
McLean	1,110,086	54,827	1,055,259	Virginia Beach	10,827	8,832	1,995
Alexandria	1,039,975	433,594	606,381	Fort Eustis	10,751	8,231	2,520
Portsmouth	783,128	555,414	227,714	Langley AFB	10,468	8,494	1,974
Hampton	665,909	535,306	130,603	Quantico	8,791	6,761	2,030
Fort Belvoir	614,525	404,860	209,665	Alexandria	8,335	3,209	5,126
Falls Church	611,145	102,528	508,617	Fort Lee	7,739	4,808	2,931

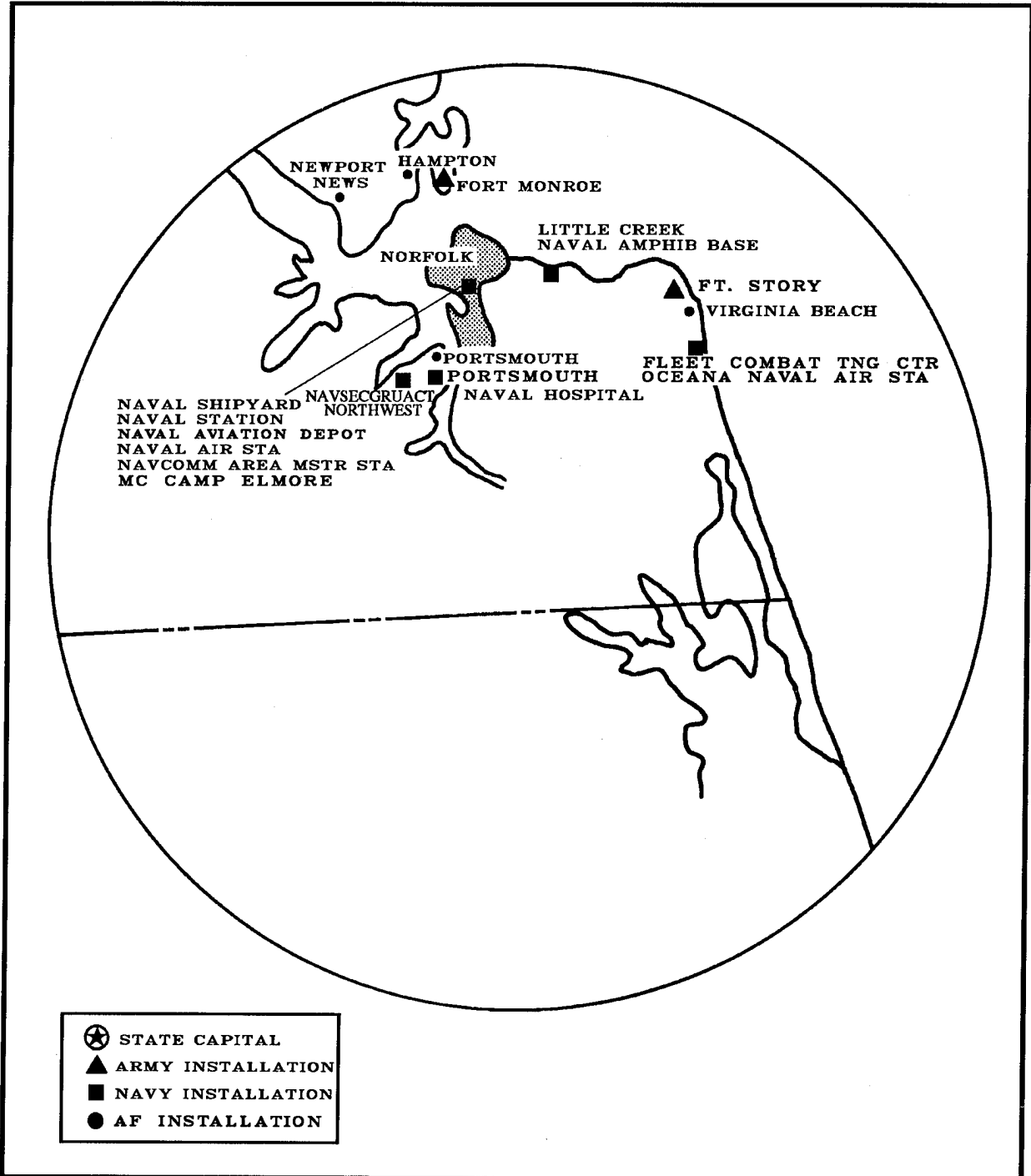
Prime Contracts Over \$25,000 (Prior Three Years)	Total	Army	Navy & Marine Corps	Air Force	Other Defense Activities
Fiscal Year 1994	\$8,017,082	\$2,258,636	\$3,561,369	\$900,907	\$1,296,170
Fiscal Year 1993	7,482,748	1,685,269	3,678,240	755,787	1,363,452
Fiscal Year 1992	6,570,793	1,514,001	3,228,636	706,526	1,121,630

Top Five Contractors Receiving the Largest Dollar Volume of Prime Contract Awards in this State	Total Amount	Major Area of Work	
		FSC or Service Code Description	Amount
1. TENNECO INC	\$3,709,440	Aircraft Carriers	\$2,994,787
2. COMPUTER SCIENCES CORPORATION	291,873	Other ADP & Telecommunication Services	205,946
3. GENERAL MOTORS CORPORATION	287,587	Other ADP & Telecommunication Services	110,575
4. BLACK & DECKER CORPORATION	285,757	ADPE System Configuration	87,108
5. BELL ATLANTIC CORPORATION	211,054	Telephone and Telegraph Equipment	111,856
Total of Above	\$4,785,711	(39.4% of total awards over \$25,000)	

Prepared by: Washington Headquarters Services
Directorate for Information
Operations and Reports

MAP NO. 47a

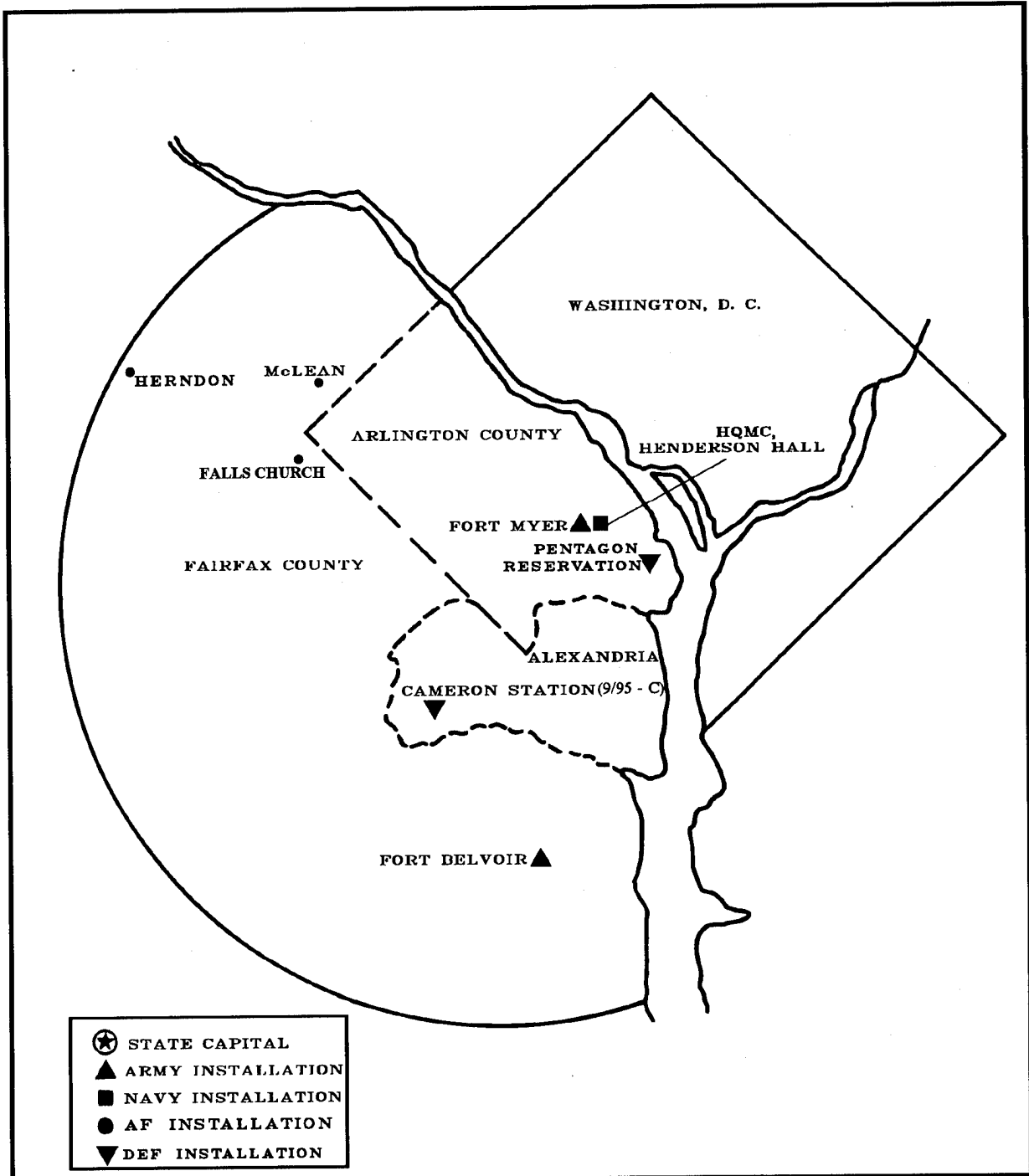
NORFOLK AREA



Prepared by: Washington Headquarters Services
Directorate for Information
Operations and Reports

MAP NO. 47b

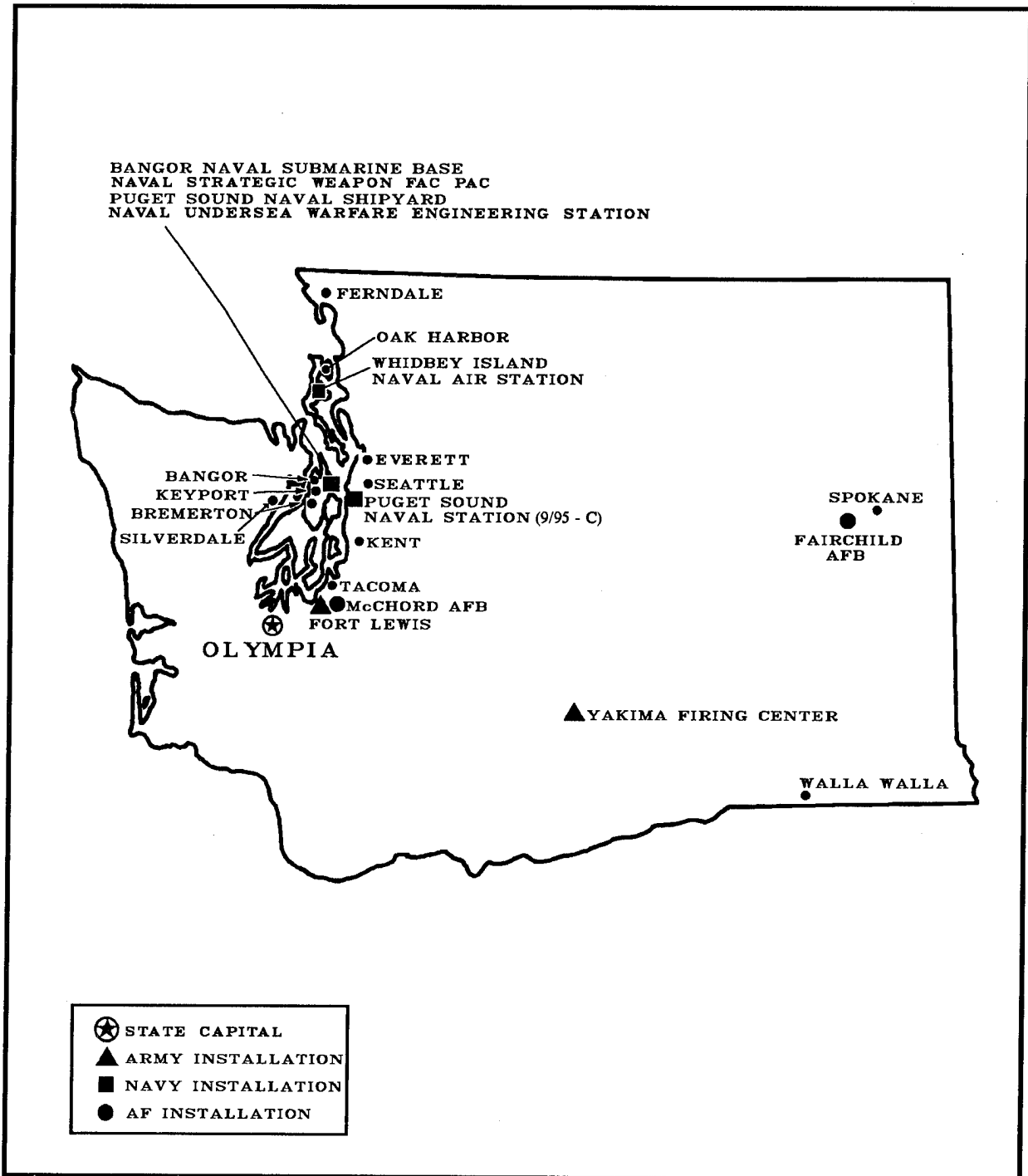
NORTHERN VIRGINIA



Prepared by: Washington Headquarters Services
Directorate for Information
Operations and Reports

MAP NO. 48

WASHINGTON



Prepared by: Washington Headquarters Services
Directorate for Information
Operations and Reports

WASHINGTON

FISCAL YEAR 1995

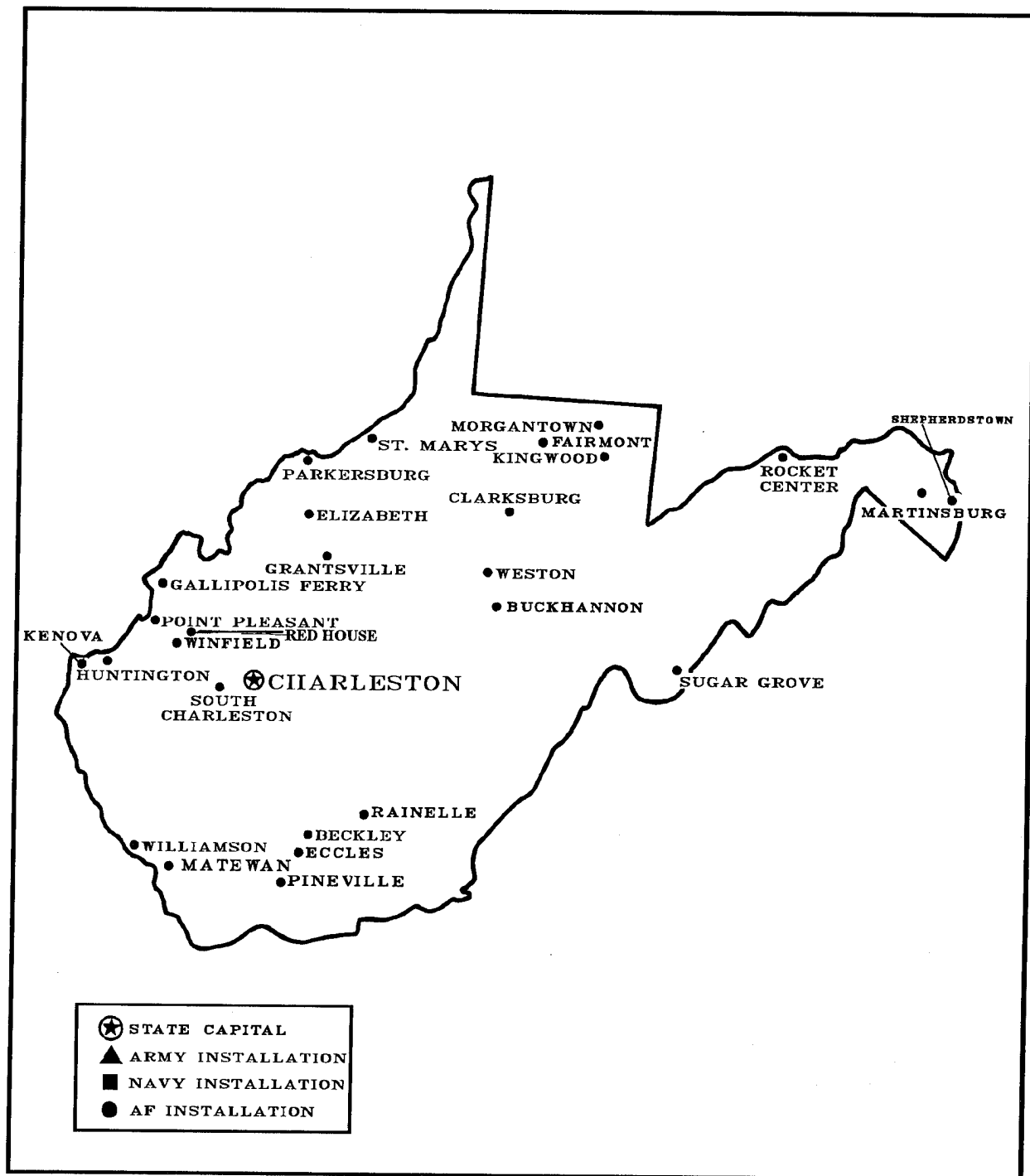
(DOLLARS IN THOUSANDS)

Personnel/Expenditures	Total	Army	Navy & Marine Corps	Air Force	Other Defense Activities		
I. Personnel - Total	102,014	46,939	35,598	17,824	1,653		
Active Duty Military	37,462	19,506	9,356	8,600	0		
Civilian	25,633	5,872	16,061	2,047	1,653		
Reserve & National Guard	38,919	21,561	10,181	7,177	0		
II. Expenditures - Total	\$6,008,489	\$1,508,275	\$2,407,708	\$1,810,625	\$281,881		
A. Payroll Outlays - Total	3,654,646	1,117,343	1,766,614	713,396	57,293		
Active Duty Military Pay	1,423,368	511,407	654,092	257,869	0		
Civilian Pay	1,066,594	192,703	738,885	77,713	57,293		
Reserve & National Guard Pay	142,485	83,710	24,551	34,224	0		
Retired Military Pay	1,022,199	329,523	349,086	343,590	0		
B. Contracts Over \$25,000 - Total	2,309,453	382,065	621,753	1,091,185	214,450		
Supply and Equipment Contracts	992,279	23,363	138,430	650,751	179,735		
RDT&E Contracts	240,576	28,739	48,252	162,385	1,200		
Service Contracts	831,236	172,288	351,158	274,275	33,515		
Construction Contracts	168,993	81,306	83,913	3,774	0		
Civil Function Contracts	76,369	76,369	0	0	0		
C. Grants	44,390	8,867	19,341	6,044	10,138		
Major Locations of Expenditures	Expenditures			Major Locations of Personnel		Military and Civilian Personnel	
	Total	Payroll Outlays	Grants/Contracts	Total	Active Duty Military	Civilian	
Seattle	\$1,266,447	\$130,831	\$1,135,616	Fort Lewis	19,951	17,491	2,460
Bremerton	881,646	768,067	113,579	Bremerton	12,541	2,072	10,469
Fort Lewis	728,056	553,701	174,355	McChord AFB	5,272	4,011	1,261
Whidbey Island NAS	292,059	244,325	47,734	Fairchild AFB	5,090	4,295	795
Bangor	285,993	227,288	58,705	Bangor	4,435	2,181	2,254
Tacoma	237,106	196,249	40,857	Whidbey Island NAS	3,908	3,059	849
McChord AFB	226,145	188,397	37,748	Tacoma	3,308	1,611	1,697
Fairchild AFB	212,981	154,338	58,643	Keyport	2,272	251	2,021
Kent	145,410	13,314	132,096	Seattle	1,730	694	1,036
Keyport	136,969	109,789	27,180	Everett	898	503	395
Prime Contracts Over \$25,000 (Prior Three Years)	Total	Army	Navy & Marine Corps	Air Force	Other Defense Activities		
Fiscal Year 1994	\$1,860,734	\$254,640	\$476,983	\$763,043	\$366,068		
Fiscal Year 1993	1,890,677	270,491	498,503	868,204	253,479		
Fiscal Year 1992	2,217,132	250,909	1,161,454	507,152	297,617		
Top Five Contractors Receiving the Largest Dollar Volume of Prime Contract Awards in this State	Total Amount	Major Area of Work					
		FSC or Service Code Description		Amount			
1. BOEING COMPANY THE	\$1,091,330	Radar Equipment, Airborne		\$437,449			
2. ATLANTIC RICHFIELD COMPANY	117,592	Liquid Propellants & Fuel, Petroleum Base		117,592			
3. ALLIANT TECHSYSTEMS INC	80,344	Torpedo Inert Components		62,123			
4. MORTENSON M A COMPANIES	57,631	Troop Housing Facilities		56,711			
5. JOHNSON CONTROLS INC	42,333	Facilities Operations Support Services		39,269			
Total of Above	\$1,389,230	(60.2% of total awards over \$25,000)					

Prepared by: Washington Headquarters Services
Directorate for Information
Operations and Reports

MAP NO. 49

WEST VIRGINIA



Prepared by: Washington Headquarters Services
Directorate for Information
Operations and Reports

WEST VIRGINIA

FISCAL YEAR 1995

(DOLLARS IN THOUSANDS)

Personnel/Expenditures	Total	Army	Navy & Marine Corps	Air Force	Other Defense Activities
I. Personnel - Total	16,230	10,869	2,209	3,123	29
Active Duty Military	562	216	250	96	0
Civilian	1,783	1,282	73	399	29
Reserve & National Guard	13,885	9,371	1,886	2,628	0
II. Expenditures - Total	\$461,444	\$261,452	\$97,564	\$73,486	\$28,942
A. Payroll Outlays - Total	245,289	126,225	47,881	69,975	1,208
Active Duty Military Pay	17,942	5,718	6,951	5,273	0
Civilian Pay	59,403	42,072	2,419	13,704	1,208
Reserve & National Guard Pay	50,661	34,709	2,772	13,180	0
Retired Military Pay	117,283	43,726	35,739	37,818	0
B. Contracts Over \$25,000 - Total	203,391	127,963	44,740	3,491	27,197
Supply and Equipment Contracts	40,527	2,736	7,229	3,365	27,197
RDT&E Contracts	4,206	1,116	3,022	68	0
Service Contracts	39,483	7,434	31,991	58	0
Construction Contracts	17,290	14,792	2,498	0	0
Civil Function Contracts	101,885	101,885	0	0	0
C. Grants	12,764	7,264	4,943	20	537

Major Locations of Expenditures	Expenditures			Major Locations of Personnel	Military and Civilian Personnel		
	Total	Payroll Outlays	Grants/Contracts		Total	Active Duty Military	Civilian
Martinsburg	\$52,472	\$21,800	\$30,672	Huntington	606	14	592
Charleston	42,505	25,723	16,782	Charleston	326	68	258
Winfield	39,039	0	39,039	Martinsburg	281	63	218
Rocket Center	35,192	0	35,192	Sugar Grove	236	173	63
Huntington	30,134	27,781	2,353	Beckley	234	197	37
Morgantown	15,708	7,406	8,302	Morgantown	65	23	42
Beckley	10,480	10,016	464	Buckhannon	60	0	60
Point Pleasant	10,308	4,439	5,869	Point Pleasant	51	0	51
Sugar Grove	10,014	6,366	3,648	Parkersburg	50	2	48
Fairmont	9,684	2,284	7,400	Red House	49	0	49

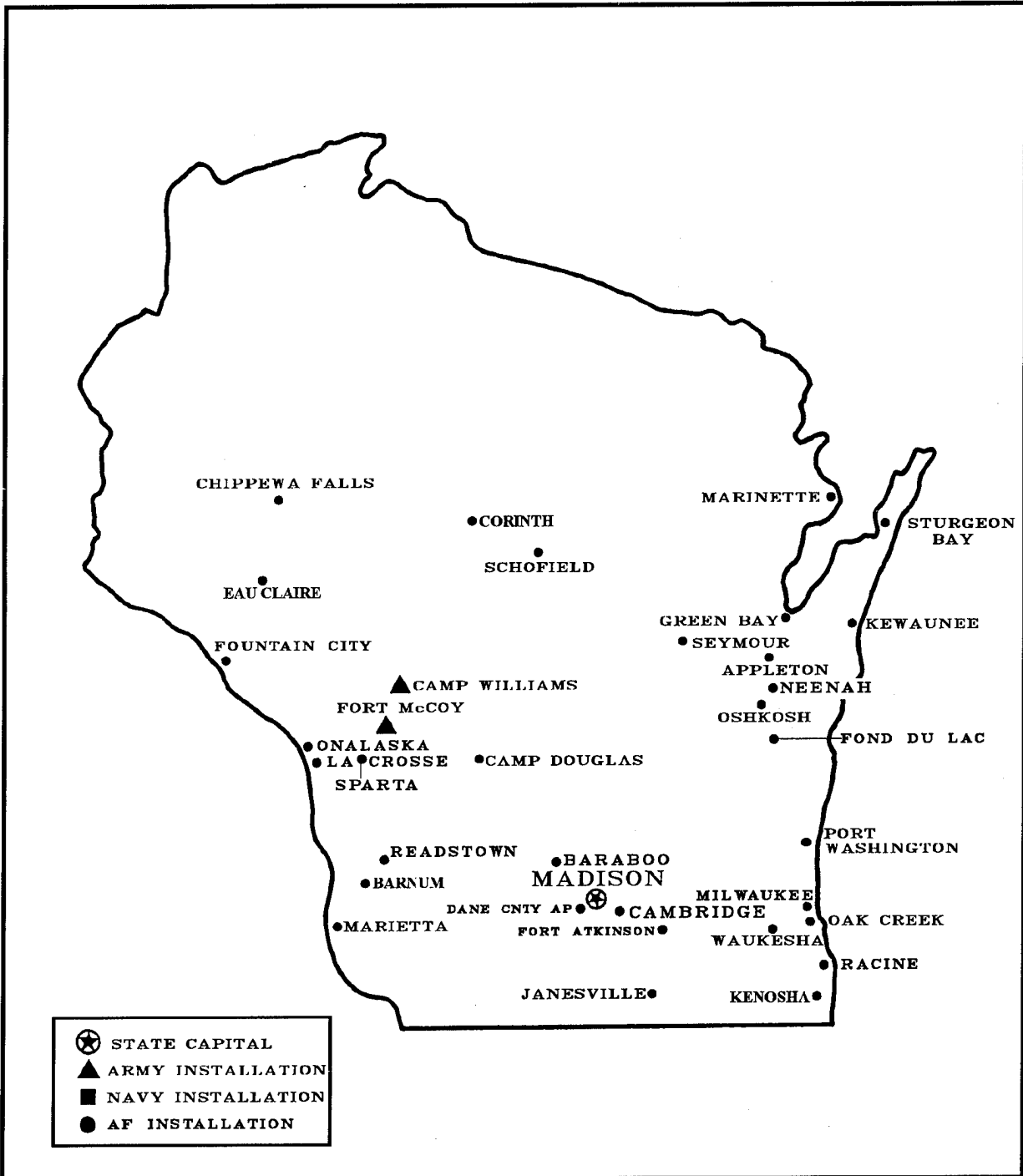
Prime Contracts Over \$25,000 (Prior Three Years)	Total	Army	Navy & Marine Corps	Air Force	Other Defense Activities
Fiscal Year 1994	\$175,782	\$113,334	\$39,933	\$3,516	\$18,999
Fiscal Year 1993	132,193	69,186	23,979	8,356	30,672
Fiscal Year 1992	83,282	44,117	22,631	4,301	12,233

Top Five Contractors Receiving the Largest Dollar Volume of Prime Contract Awards in this State	Total Amount	Major Area of Work	
		FSC or Service Code Description	Amount
1. JOHNSON AL CONSTRUCTION CO	\$36,000	Other Conservation & Development Facilitie	\$26,000
2. ALLIANT TECHSYSTEMS INC	35,339	Maint/Maintenance Buildings	30,119
3. COFICEM	30,000	Other ADP & Telecommunication Services	30,000
4. BILFINGER + BERGER BAUKTIENGE	9,000	Dams	9,000
5. WIRT INFLATABLE SPECIALISTS	6,674	Marine Lifesaving and Diving Equipment	6,120
Total of Above	\$117,013	(57.5% of total awards over \$25,000)	

Prepared by: Washington Headquarters Services
Directorate for Information
Operations and Reports

MAP NO. 50

WISCONSIN



Prepared by: Washington Headquarters Services
Directorate for Information
Operations and Reports

WISCONSIN

FISCAL YEAR 1995

(DOLLARS IN THOUSANDS)

Personnel/Expenditures	Total	Army	Navy & Marine Corps	Air Force	Other Defense Activities
I. Personnel - Total	35,724	24,253	5,532	5,720	219
Active Duty Military	832	363	171	298	0
Civilian	3,413	2,269	37	888	219
Reserve & National Guard	31,479	21,621	5,324	4,534	0
II. Expenditures - Total	\$983,358	\$514,752	\$124,553	\$152,849	\$191,204
A. Payroll Outlays - Total	433,603	233,076	68,560	122,415	9,552
Active Duty Military Pay	27,209	9,544	5,726	11,939	0
Civilian Pay	115,166	74,428	1,572	29,614	9,552
Reserve & National Guard Pay	112,499	84,233	8,473	19,793	0
Retired Military Pay	178,729	64,871	52,789	61,069	0
B. Contracts Over \$25,000 - Total	515,936	266,715	42,588	25,480	181,153
Supply and Equipment Contracts	357,036	168,152	35,377	17,292	136,215
RDT&E Contracts	10,210	5,681	2,133	2,346	50
Service Contracts	102,425	46,617	5,078	5,842	44,888
Construction Contracts	25,592	25,592	0	0	0
Civil Function Contracts	20,673	20,673	0	0	0
C. Grants	33,819	14,961	13,405	4,954	499

Major Locations of Expenditures	Expenditures			Major Locations of Personnel	Military and Civilian Personnel		
	Total	Payroll Outlays	Grants/Contracts		Total	Active Duty Military	Civilian
Oshkosh	\$128,806	\$5,953	\$122,853	Fort McCoy	1,389	0	1,389
Madison	113,056	38,929	74,127	Milwaukee	1,222	387	835
Milwaukee	108,846	70,031	38,815	Madison	456	70	386
Fort McCoy	78,053	45,919	32,134	Camp Douglas	232	211	21
Corinth	45,834	0	45,834	Camp Williams	153	0	153
Barnum	25,664	0	25,664	Fountain City	122	0	122
Janesville	20,717	0	20,717	Sparta	77	22	55
Waukesha	17,967	4,432	13,535	Dane County Reg A/P	72	72	0
Camp Douglas	17,594	8,873	8,721	Green Bay	33	17	16
Kenosha	16,988	6,433	10,555	Eau Claire	32	1	31

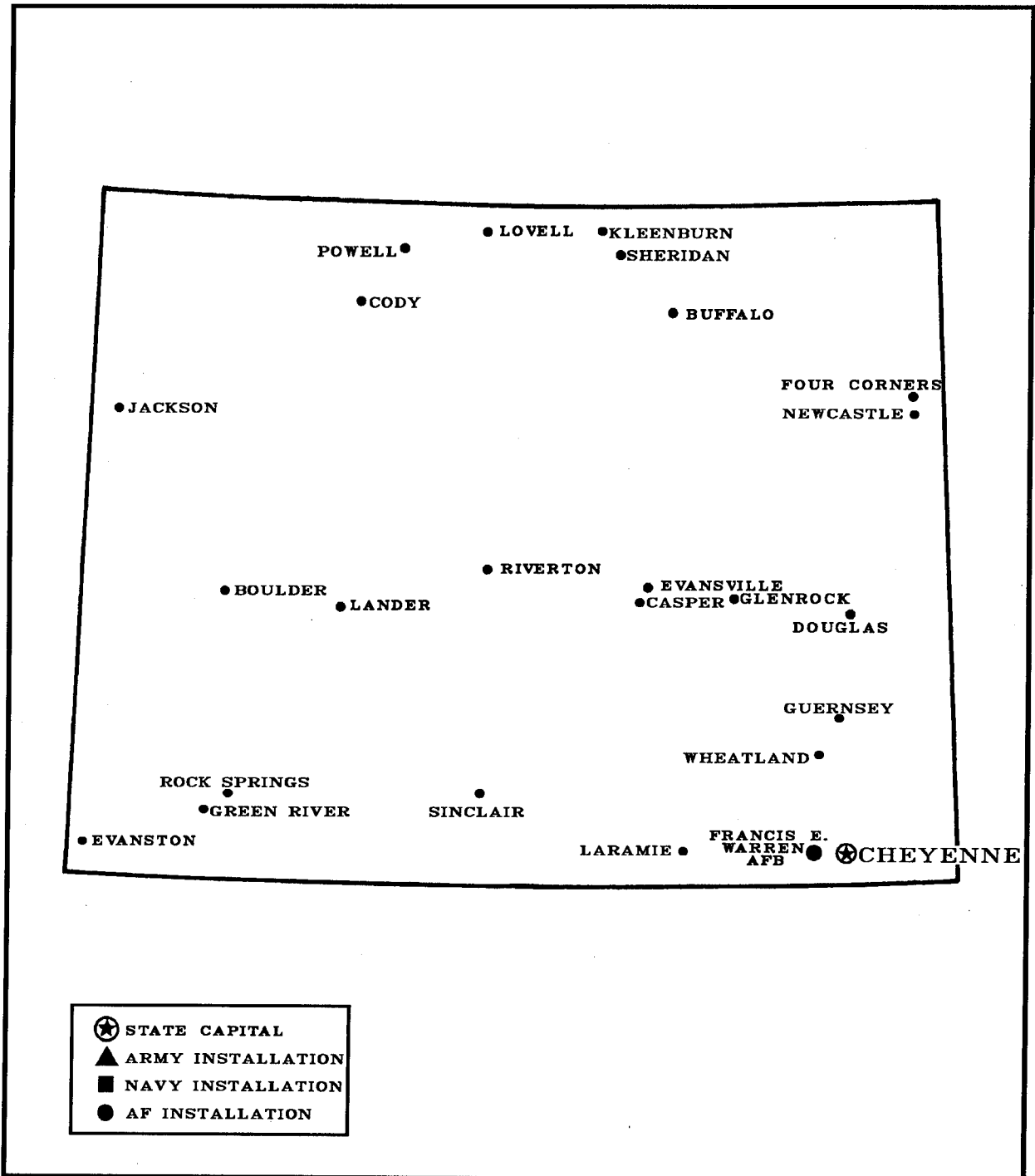
Prime Contracts Over \$25,000 (Prior Three Years)	Total	Army	Navy & Marine Corps	Air Force	Other Defense Activities
Fiscal Year 1994	\$773,664	\$555,933	\$54,521	\$27,067	\$136,143
Fiscal Year 1993	845,488	538,399	119,308	31,900	155,881
Fiscal Year 1992	893,464	631,424	97,962	43,735	120,343

Top Five Contractors Receiving the Largest Dollar Volume of Prime Contract Awards in this State	Total Amount	Major Area of Work	
		FSC or Service Code Description	Amount
1. OSHKOSH TRUCK CORPORATION	\$122,390	Trucks and Truck Tractors, Wheeled	\$101,527
2. KOCH INDUSTRIES INC	45,834	Liquid Propellants & Fuel, Petroleum Base	45,834
3. WISCONSIN PHYSICIANS SERVICE I	44,615	General Health Care Services	44,615
4. ALLIANT TECHSYSTEMS INC	19,134	Fuses and Primers	13,381
5. PHILIP MORRIS COMPANIES INC	18,578	Food Items for Resale	11,356
Total of Above	\$250,551	(48.6% of total awards over \$25,000)	

Prepared by: Washington Headquarters Services
Directorate for Information
Operations and Reports

MAP NO. 51

WYOMING



Prepared by: Washington Headquarters Services
Directorate for Information
Operations and Reports

WYOMING

FISCAL YEAR 1995

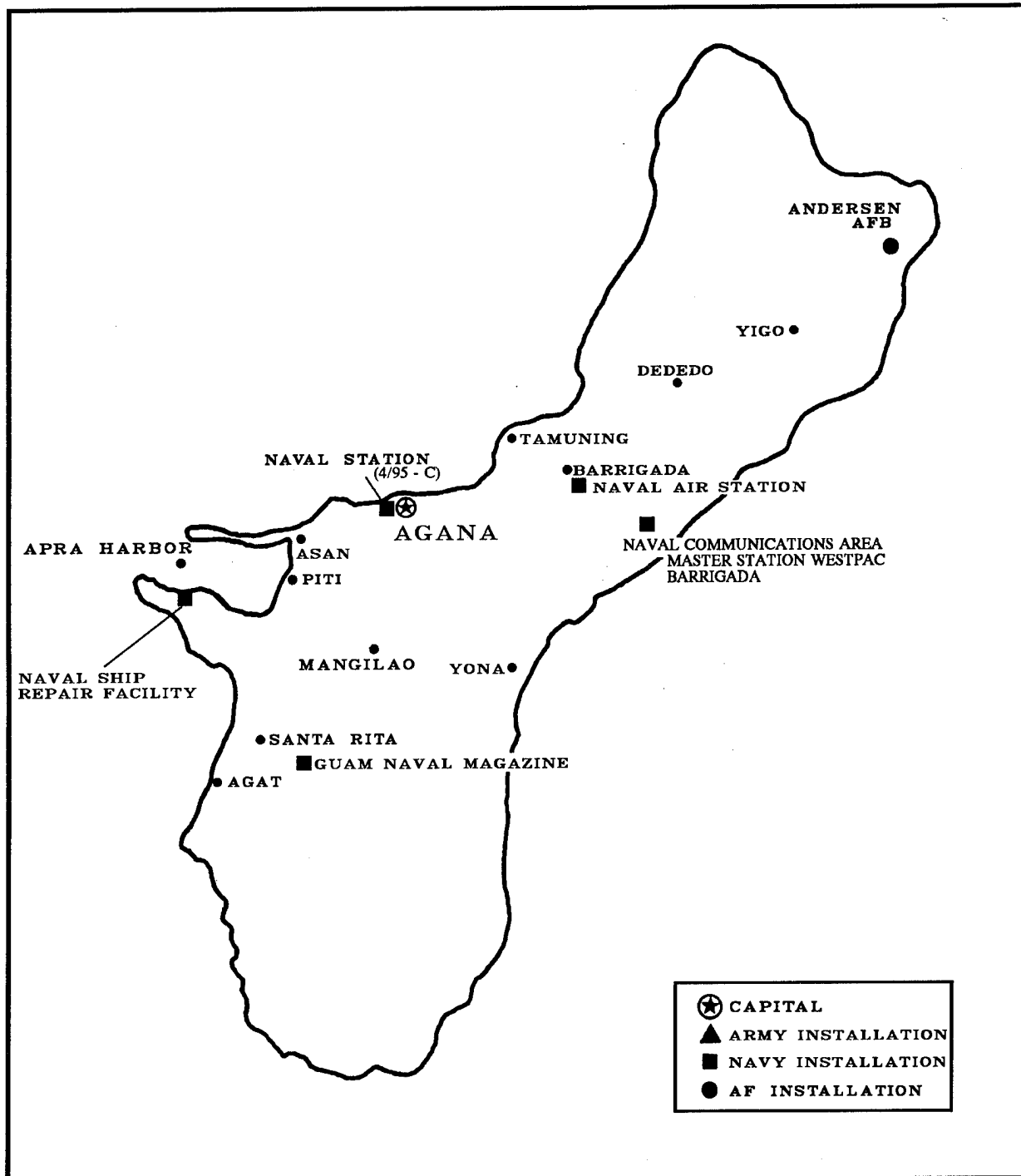
(DOLLARS IN THOUSANDS)

Personnel/Expenditures	Total	Army	Navy & Marine Corps	Air Force	Other Defense Activities		
I. Personnel - Total	9,126	2,777	463	5,819	67		
Active Duty Military	3,803	4	1	3,798	0		
Civilian	1,013	216	1	729	67		
Reserve & National Guard	4,310	2,557	461	1,292	0		
II. Expenditures - Total	\$306,737	\$41,237	\$11,966	\$189,080	\$64,454		
A. Payroll Outlays - Total	206,270	28,577	11,672	164,174	1,847		
Active Duty Military Pay	100,710	120	75	100,515	0		
Civilian Pay	33,456	7,094	49	24,466	1,847		
Reserve & National Guard Pay	16,773	10,172	585	6,016	0		
Retired Military Pay	55,331	11,191	10,963	33,177	0		
B. Contracts Over \$25,000 - Total	91,782	4,406	160	24,622	62,594		
Supply and Equipment Contracts	62,834	107	0	980	61,747		
RDT&E Contracts	226	66	160	0	0		
Service Contracts	24,508	927	0	22,734	847		
Construction Contracts	3,020	2,112	0	908	0		
Civil Function Contracts	1,194	1,194	0	0	0		
C. Grants	8,685	8,254	134	284	13		
Major Locations of Expenditures	Expenditures			Major Locations of Personnel	Military and Civilian Personnel		
	Total	Payroll Outlays	Grants/Contracts		Total	Active Duty Military	Civilian
F.E. Warren AFB	\$142,708	\$115,329	\$27,379	F.E. Warren AFB	4,295	3,702	593
Cheyenne	57,896	50,568	7,328	Cheyenne	401	76	325
Hanna	41,436	76	41,360	Guernsey	57	0	57
Newcastle	18,782	442	18,340	Laramie	16	7	9
Laramie	5,017	4,251	766	Powell	9	8	1
Casper	4,525	4,323	202	Boulder	8	8	0
Sheridan	3,054	3,054	0	Casper	8	2	6
Guernsey	2,970	0	2,970	Lovell	4	0	4
Powell	2,023	1,938	85	Evansville	3	0	3
Rock Springs	1,628	1,056	572	Lander	3	0	3
Prime Contracts Over \$25,000 (Prior Three Years)	Total	Army	Navy & Marine Corps	Air Force	Other Defense Activities		
Fiscal Year 1994	\$56,400	\$12,624	\$0	\$25,452	\$18,324		
Fiscal Year 1993	57,804	13,471	0	21,981	22,352		
Fiscal Year 1992	61,346	12,658	0	16,611	32,077		
Top Five Contractors Receiving the Largest Dollar Volume of Prime Contract Awards in this State	Total Amount	Major Area of Work					
		FSC or Service Code Description	Amount				
1. CYPRUS AMAX MINERALS COMPANY	\$41,360	Fuels, Solid		\$41,360			
2. HERMES CONSOLIDATED, INC	18,240	Liquid Propellants & Fuel, Petroleum Base		18,240			
3. BOWMAN, JOHN INC	2,391	Maint/Missile System Facilities		470			
4. MENDEZ, INC	1,949	Maint/Missile System Facilities		1,036			
5. AMERICAN EAGLE INDUSTRIES,	1,914	Other Airfield Structures		1,914			
Total of Above	\$65,854	(71.8% of total awards over \$25,000)					

Prepared by: Washington Headquarters Services
Directorate for Information
Operations and Reports

MAP NO. 52

GUAM



Prepared by: Washington Headquarters Services
Directorate for Information
Operations and Reports

GUAM

FISCAL YEAR 1995

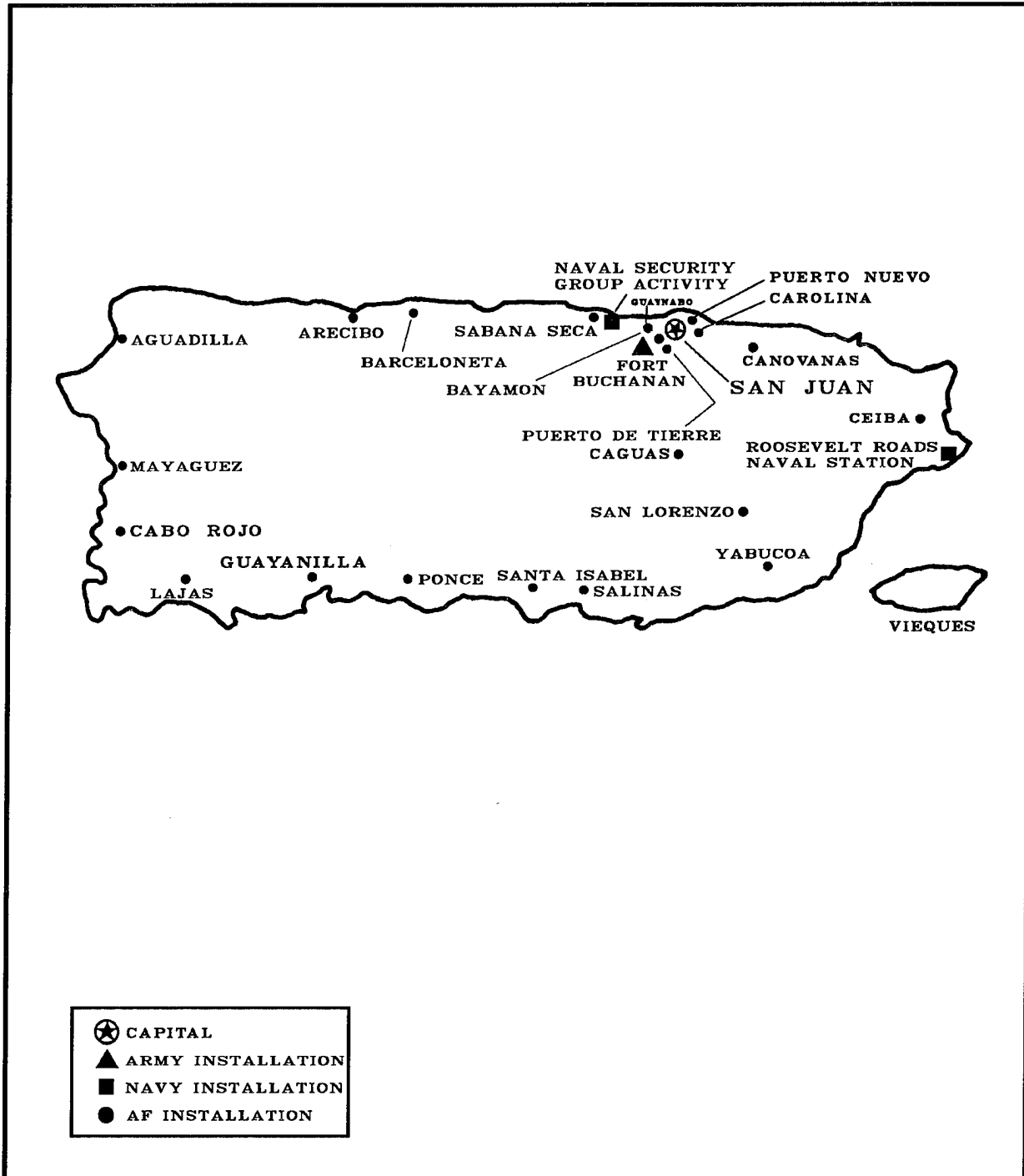
(DOLLARS IN THOUSANDS)

Personnel/Expenditures	Total	Army	Navy & Marine Corps	Air Force	Other Defense Activities		
I. Personnel - Total	10,371	1,390	5,854	2,890	237		
Active Duty Military	4,690	44	2,504	2,142	0		
Civilian	3,963	12	3,210	504	237		
Reserve & National Guard	1,718	1,334	140	244	0		
<hr/>							
II. Expenditures - Total	\$485,747	\$10,663	\$368,370	\$99,306	\$7,408		
A. Payroll Outlays - Total	363,144	9,961	289,929	56,908	6,346		
Active Duty Military Pay	197,632	1,164	163,933	32,535	0		
Civilian Pay	138,596	394	115,728	16,128	6,346		
Reserve & National Guard Pay	2,858	1,272	0	1,586	0		
Retired Military Pay	24,058	7,131	10,268	6,659	0		
B. Contracts Over \$25,000 - Total	122,247	702	78,085	42,398	1,062		
Supply and Equipment Contracts	1,745	58	1,283	404	0		
RDT&E Contracts	0	0	0	0	0		
Service Contracts	110,432	598	66,216	42,556	1,062		
Construction Contracts	10,024	0	10,586	562-	0		
Civil Function Contracts	46	46	0	0	0		
C. Grants	356	0	356	0	0		
<hr/>							
Major Locations of Expenditures	Expenditures			Major Locations of Personnel	Military and Civilian Personnel		
	Total	Payroll Outlays	Grants/Contracts		Total	Active Duty Military	Civilian
Agana	\$130,694	\$129,319	\$1,375	Santa Rita	2,998	0	2,998
Santa Rita	106,892	106,673	219	Anderson AFB	2,612	2,108	504
Anderson AFB	94,289	49,761	44,528	Agana	1,708	1,646	62
Apra	40,406	40,406	0	Finegayan	959	792	167
Finegayan	26,578	26,578	0	Harmon Village	217	4	213
Guam Nav Sup Depot	8,682	55	8,627	Apra	55	55	0
Tamuning	1,639	407	1,232	Yona	46	46	0
Barrigada	356	291	65	Nimitz Hill	43	25	18
Mangilao	356	0	356	Barrigada	14	14	0
Agat	205	159	46	Guam Nav Sup Depot	1	0	1
<hr/>							
Prime Contracts Over \$25,000 (Prior Three Years)	Total	Army	Navy & Marine Corps	Air Force	Other Defense Activities		
Fiscal Year 1994	\$295,241	\$1,633	\$247,645	\$38,231	\$7,732		
Fiscal Year 1993	190,870	9,954	106,139	73,175	1,602		
Fiscal Year 1992	156,298	86	108,231	42,328	5,653		
<hr/>							
Top Five Contractors Receiving the Largest Dollar Volume of Prime Contract Awards in this Area	Total Amount	Major Area of Work					
		FSC or Service Code Description			Amount		
1. SOLTEK OF SAN DIEGO	\$12,781	Maint/Family Housing Facilities			\$12,781		
2. INTERNATIONAL BRIDGE CORPORATI	10,074	Maint/Family Housing Facilities			8,366		
3. OGDEN CORPORATION	9,320	Other Architect & Engineering Services			9,320		
4. BLACK CONSTRUCTION CORPORATION	7,710	Maint/All Other Non-Building Facilities			4,848		
5. SPEEGLE CONSTRUCTION INC	6,370	Maint/Water Supply Facilities			6,370		
Total of Above	\$46,255	(37.8% of total awards over \$25,000)					

Prepared by: Washington Headquarters Services
Directorate for Information
Operations and Reports

MAP NO. 53

PUERTO RICO



Prepared by: Washington Headquarters Services
Directorate for Information
Operations and Reports

PUERTO RICO

FISCAL YEAR 1995

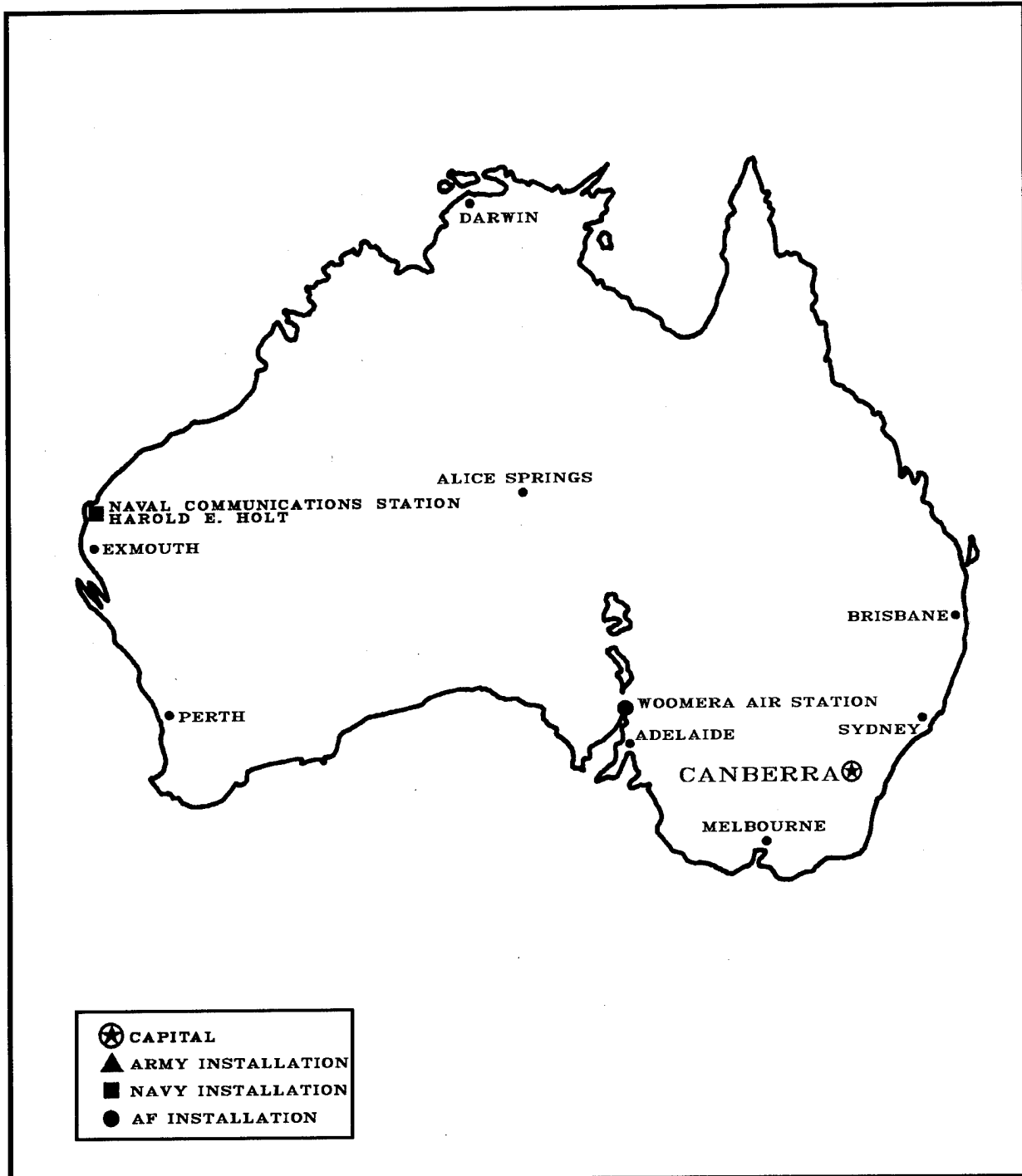
(DOLLARS IN THOUSANDS)

Personnel/Expenditures	Total	Army	Navy & Marine Corps	Air Force	Other Defense Activities		
I. Personnel - Total	24,437	18,202	3,358	1,833	1,044		
Active Duty Military	2,562	257	2,268	37	0		
Civilian	2,894	834	693	323	1,044		
Reserve & National Guard	18,981	17,111	397	1,473	0		
II. Expenditures - Total	\$602,258	\$229,267	\$145,592	\$31,449	\$195,950		
A. Payroll Outlays - Total	336,546	173,342	100,385	28,025	34,794		
Active Duty Military Pay	77,673	6,896	69,264	1,513	0		
Civilian Pay	97,045	29,817	22,473	9,961	34,794		
Reserve & National Guard Pay	91,499	80,767	2,768	7,964	0		
Retired Military Pay	70,329	55,862	5,880	8,587	0		
B. Contracts Over \$25,000 - Total	254,582	45,741	44,707	3,224	160,910		
Supply and Equipment Contracts	169,508	10,026	36	142	159,304		
RDT&E Contracts	0	0	0	0	0		
Service Contracts	50,145	10,057	35,772	2,710	1,606		
Construction Contracts	10,863	1,592	8,899	372	0		
Civil Function Contracts	24,066	24,066	0	0	0		
C. Grants	11,130	10,184	500	200	246		
Major Locations of Expenditures	Expenditures			Major Locations of Personnel	Military and Civilian Personnel		
	Total	Payroll Outlays	Grants/Contracts		Total	Active Duty Military	Civilian
San Juan	\$145,431	\$127,057	\$18,374	Roosevelt Roads NS	2,158	1,954	204
Roosevelt Roads NS	105,929	65,547	40,382	San Juan	1,139	295	844
Ponce	71,947	56,338	15,609	Fort Buchanan	647	2	645
Mayaguez	67,103	714	66,389	Ceiba	610	0	610
San Lorenzo	31,140	110	31,030	Sabana Seca	352	250	102
Fort Buchanan	23,043	23,043	0	Carolina	241	0	241
Yabucoa	19,728	30	19,698	Aguadilla	127	0	127
Ceiba	19,302	19,302	0	Vieques	60	33	27
Guaynabo	14,735	807	13,928	Eleanor Roosevelt	31	8	23
Caguas	11,991	395	11,596	Toa Baja	30	0	30
Prime Contracts Over \$25,000 (Prior Three Years)	Total	Army	Navy & Marine Corps	Air Force	Other Defense Activities		
Fiscal Year 1994	\$220,285	\$32,670	\$64,588	\$14,141	\$108,886		
Fiscal Year 1993	275,987	22,051	78,077	213	175,646		
Fiscal Year 1992	327,867	28,093	114,406	270	185,098		
Top Five Contractors Receiving the Largest Dollar Volume of Prime Contract Awards in this Area	Total Amount	Major Area of Work					
		FSC or Service Code Description	Amount				
1. PROPPER INTERNATIONAL INC	\$54,684	Clothing, Special Purpose		\$52,244			
2. GIBRALTAR, P R INC	35,478	Armor, Personal		19,375			
3. SUN COMPANY INC	19,698	Fuel Oils		19,698			
4. MASON COMPANY THE (DEL)	16,501	Maint/All Other Non-Building Facilities		16,501			
5. CORPORCION IMMBILIARIA TEXTIL	13,220	Underwear and Nightwear, Men's		12,688			
Total of Above	\$139,581	(54.8% of total awards over \$25,000)					

Prepared by: Washington Headquarters Services
Directorate for Information
Operations and Reports

MAP NO. 54

AUSTRALIA



Prepared by: Washington Headquarters Services
Directorate for Information
Operations and Reports

AUSTRALIA

FISCAL YEAR 1995

(DOLLARS IN THOUSANDS)

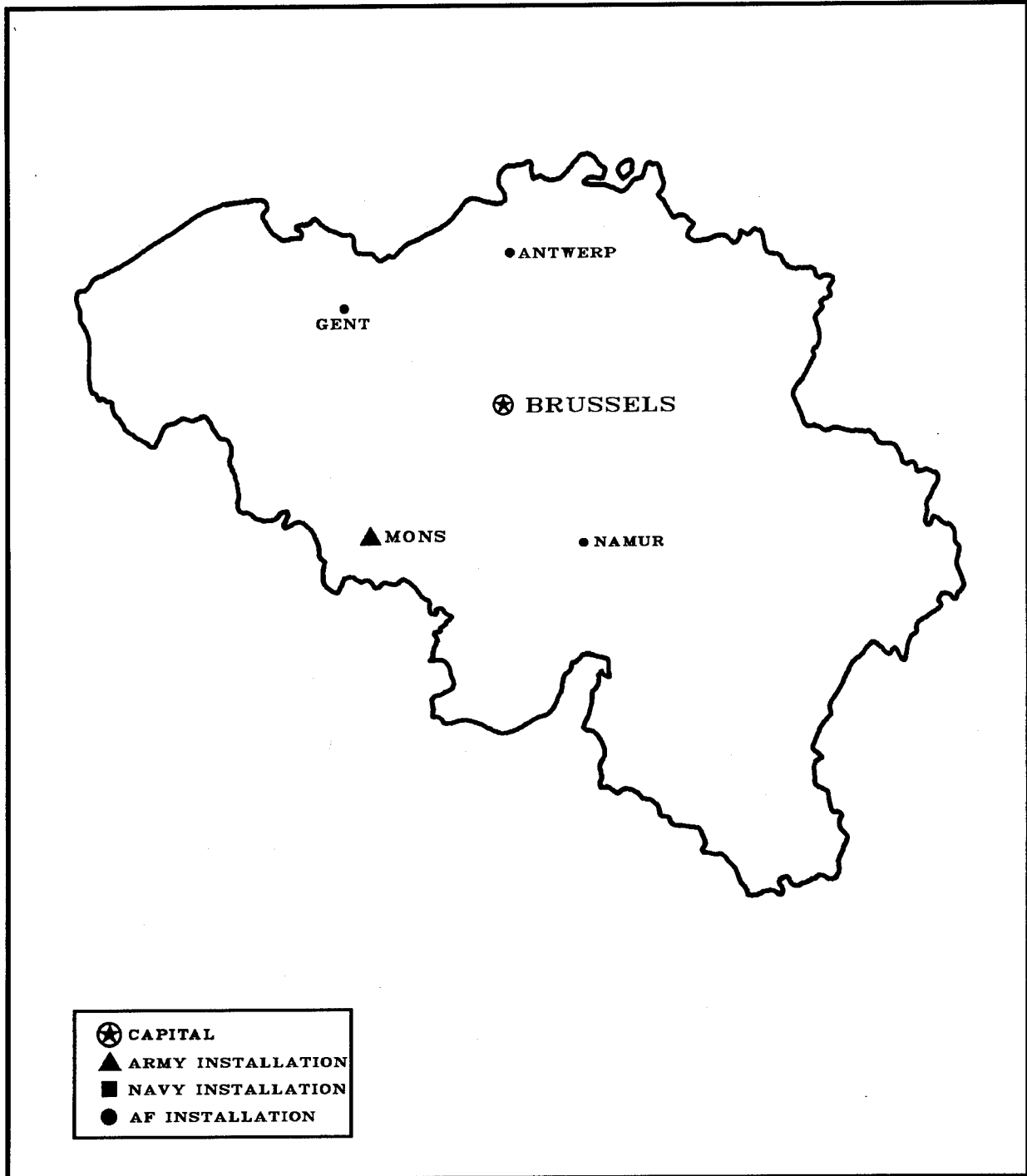
Personnel/Expenditures 1/	Total	Army	Navy & Marine Corps	Air Force	Other Defense Activities
I. Personnel - Total	726	16	109	576	25
Active Duty Military	314	11	49	254	0
Civilian	18	1	2	2	13
Military Dependents	369	3	46	320	0
U.S. Civilian Dependents	25	1	12	0	12
II. Expenditures - Total	\$36,770	\$1,127	\$22,626	\$12,759	\$258
A. Payroll Outlays - Total	21,462	1,936	6,537	12,759	230
Active Duty Military Pay	13,884	297	3,618	9,969	0
Civilian Pay	465	34	88	113	230
Reserve & National Guard Pay	0	0	0	0	0
Retired Military Pay	7,113	1,605	2,831	2,677	0
B. Contracts Over \$25,000 - Total	14,503	829-	15,304	0	28
Supply and Equipment Contracts	8,517	829-	9,318	0	28
RDT&E Contracts	5,986	0	5,986	0	0
Service Contracts	0	0	0	0	0
Construction Contracts	0	0	0	0	0
Civil Function Contracts	0	0	0	0	0
C. Grants	805	20	785	0	0
Prime Contracts Over \$25,000 (Prior Three Years)	Total	Army	Navy & Marine Corps	Air Force	Other Defense Activities
Fiscal Year 1994	\$6,774	\$219	\$775	\$0	\$5,780
Fiscal Year 1993	24,955	410	7,246	0	17,299
Fiscal Year 1992	13,471	415	538	0	12,518
Top Five Contractors Receiving the Largest Dollar Volume of Prime Contract Awards in this Country	Total Amount	Major Area of Work		Amount	
		FSC or Service Code Description			
1. COWAN MANUFACTURING P/L	\$8,924	Marine Lifesaving and Diving Equipment		\$8,924	
2. AWA LTD	5,986	RDTE/Weapons-Demo/Valid		5,986	
3. AUSTRALIAN DEFENCE INDUSTRIES	337	Misc Alarm, Signal and Security Detection		337	
4. VARIAN ASSOCIATES INC	58	Chemical Analysis Instruments		58	
5. MOBIL CORPORATION	28	Liquid Propellants & Fuel, Petroleum Base		28	
Total of Above	\$15,333	(105.7% of total awards over \$25,000)			

Prepared by: Washington Headquarters Services
Directorate for Information
Operations and Reports

1/ For cost of operation information, refer to applicable DoD Budget Exhibits.

MAP NO. 55

BELGIUM



Prepared by: Washington Headquarters Services
Directorate for Information
Operations and Reports

BELGIUM

FISCAL YEAR 1995

(DOLLARS IN THOUSANDS)

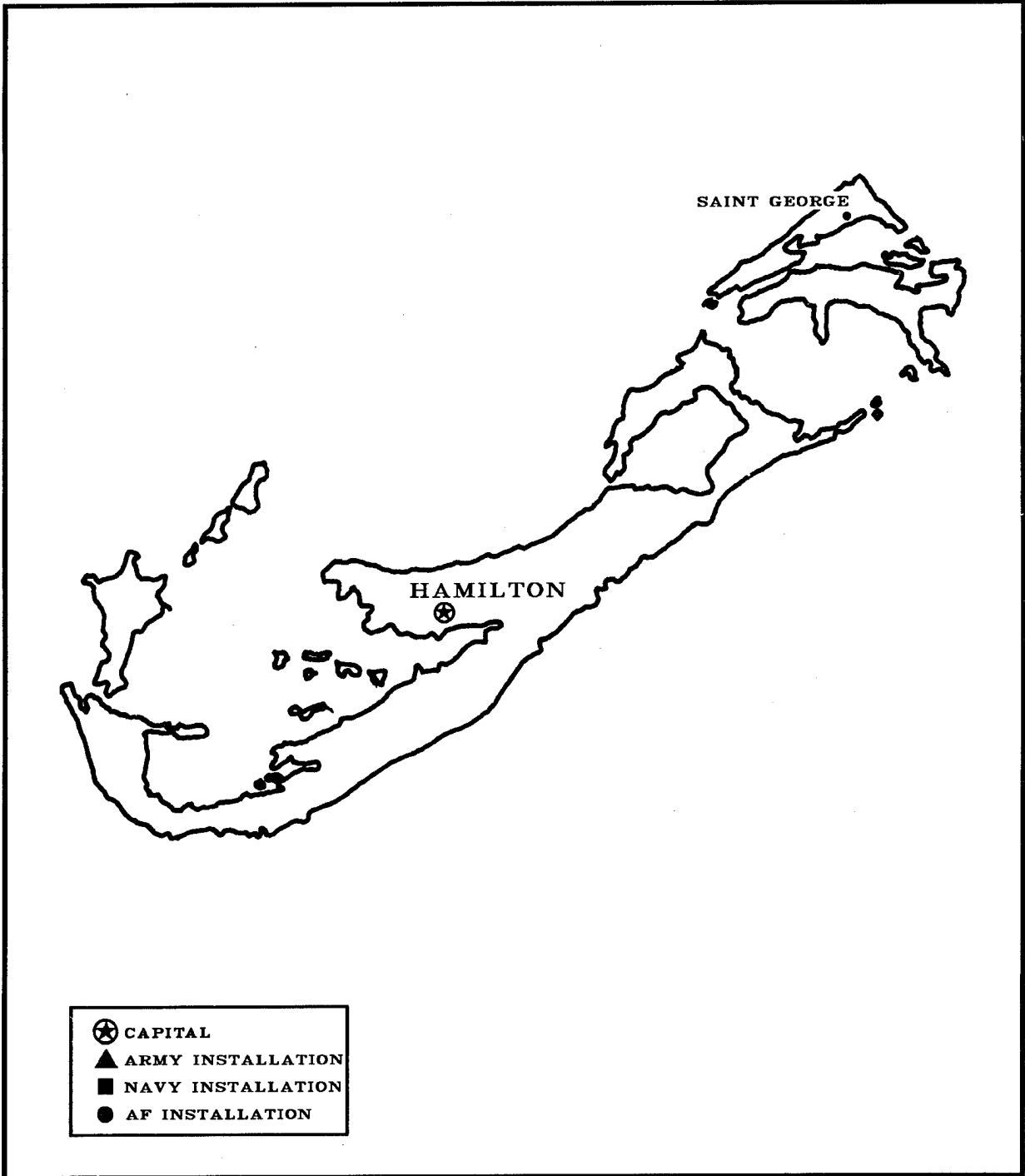
Personnel/Expenditures 1/	Total	Army	Navy & Marine Corps	Air Force	Other Defense Activities
I. Personnel - Total	5,507	3,402	362	1,404	339
Active Duty Military	1,689	1,024	144	521	0
Civilian	596	307	0	7	282
Military Dependents	3,044	1,955	218	871	0
U.S. Civilian Dependents	178	116	0	5	57
II. Expenditures - Total	\$133,713	\$58,919	\$14,876	\$42,825	\$17,093
A. Payroll Outlays - Total	94,801	39,631	13,283	29,016	12,871
Active Duty Military Pay	66,243	26,918	12,527	26,798	0
Civilian Pay	23,747	10,382	0	494	12,871
Reserve & National Guard Pay	0	0	0	0	0
Retired Military Pay	4,811	2,331	756	1,724	0
B. Contracts Over \$25,000 - Total	38,912	19,288	1,593	13,809	4,222
Supply and Equipment Contracts	13,446	8,393	611	3,475	967
RDT&E Contracts	2,668	688	0	80	1,900
Service Contracts	20,337	7,797	982	10,203	1,355
Construction Contracts	2,461	2,410	0	51	0
Civil Function Contracts	0	0	0	0	0
C. Grants	0	0	0	0	0
Prime Contracts Over \$25,000 (Prior Three Years)	Total	Army	Navy & Marine Corps	Air Force	Other Defense Activities
Fiscal Year 1994	\$30,344	\$12,353	\$1,817	\$1,436	\$14,738
Fiscal Year 1993	47,586	18,047	14,556	5,894	9,089
Fiscal Year 1992	28,786	16,384	1,225	6,353	4,824
Top Five Contractors Receiving the Largest Dollar Volume of Prime Contract Awards in this Country	Total Amount	Major Area of Work		Amount	
		FSC or Service Code Description			
1. FN MOTEURS S A	\$13,803	Maint & Repair of Eq/Engines, Turbines & C		\$10,688	
2. VAREC NV	7,898	Vehicular Brake, Steering, Axle Wheel Comp		7,898	
3. BELGACOM SA DE DROIT PUBLIC	2,035	Other ADP & Telecommunication Services		1,347	
4. LOGICOM INC	1,900	RDTE/Other Defense-Exploratory Development		1,900	
5. CEI ELECTROTEC SA	1,498	Food or Grain Storage Buildings		1,498	
Total of Above	\$27,134	(69.7% of total awards over \$25,000)			

Prepared by: Washington Headquarters Services
Directorate for Information
Operations and Reports

1/ For cost of operation information, refer to applicable DoD Budget Exhibits.

MAP NO. 56

BERMUDA



Prepared by: Washington Headquarters Services
Directorate for Information
Operations and Reports

BERMUDA

FISCAL YEAR 1995

(DOLLARS IN THOUSANDS)

Personnel/Expenditures 1/	Total	Army	Navy & Marine Corps	Air Force	Other Defense Activities
I. Personnel - Total	201	0	200	0	1
Active Duty Military	0	0	0	0	0
Civilian	4	0	3	0	1
Military Dependents	2	0	2	0	0
U.S. Civilian Dependents	195	0	195	0	0
<hr style="border-top: 1px dashed black;"/>					
II. Expenditures - Total	\$17,388	\$39	\$15,915	\$95	\$1,339
A. Payroll Outlays - Total	12,140	39	10,480	95	1,526
Active Duty Military Pay	6,596	0	6,596	0	0
Civilian Pay	4,940	0	3,414	0	1,526
Reserve & National Guard Pay	0	0	0	0	0
Retired Military Pay	604	39	470	95	0
B. Contracts Over \$25,000 - Total	5,248	0	5,435	0	187-
Supply and Equipment Contracts	0	0	0	0	0
RDT&E Contracts	0	0	0	0	0
Service Contracts	5,222	0	5,409	0	187-
Construction Contracts	26	0	26	0	0
Civil Function Contracts	0	0	0	0	0
C. Grants	0	0	0	0	0
<hr style="border-top: 1px dashed black;"/>					
Prime Contracts Over \$25,000 (Prior Three Years)	Total	Army	Navy & Marine Corps	Air Force	Other Defense Activities
Fiscal Year 1994	\$5,859	\$0	\$5,354	\$0	\$505
Fiscal Year 1993	3,030	0	2,525	0	505
Fiscal Year 1992	7,715	0	6,968	0	747
<hr style="border-top: 1px dashed black;"/>					
Top Five Contractors Receiving the Largest Dollar Volume of Prime Contract Awards in this Country	Total Amount	Major Area of Work			
		FSC or Service Code Description			Amount
<hr style="border-top: 1px dashed black;"/>					
1. PHILIPP HOLZMANN AKTIENGESELLS	\$4,859	Maint/Restoration Activities			\$4,859
2. AABLE TANK SERVICES INC	189	Maint/Sewage & Waste Facilities			189
3. EASTERN MAINTENANCE & SERVICE	145	Custodial - Janitorial Services			77
4. D J EXCAVATING	145	Maint/Pollution Abatement & Control Facili			145
5. EAST END ASPHALT CO LTD	64	Maint/All Other Non-Building Facilities			37
Total of Above	\$5,402	(102.9% of total awards over \$25,000)			

Prepared by: Washington Headquarters Services
Directorate for Information
Operations and Reports

1/ For cost of operation information, refer to applicable DoD Budget Exhibits.

MAP NO. 57

CANADA



Prepared by: Washington Headquarters Services
Directorate for Information
Operations and Reports

CANADA

FISCAL YEAR 1995

(DOLLARS IN THOUSANDS)

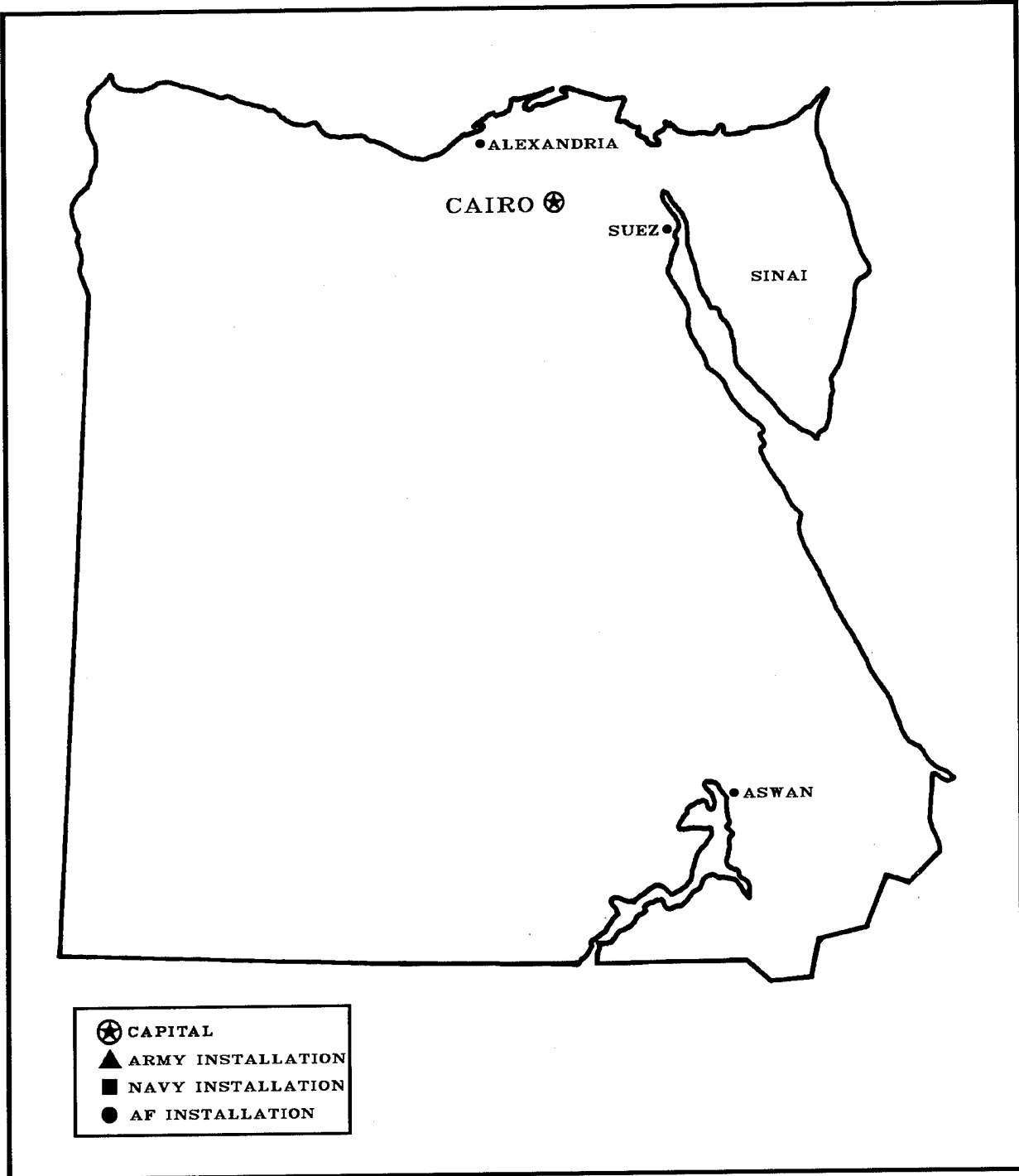
Personnel/Expenditures 1/	Total	Army	Navy & Marine Corps	Air Force	Other Defense Activities
I. Personnel - Total	584	37	206	290	51
Active Duty Military	214	19	104	91	0
Civilian	67	7	12	8	40
Military Dependents	259	1	80	178	0
U.S. Civilian Dependents	44	10	10	13	11
II. Expenditures - Total	\$198,796	\$47,214	\$58,637	\$72,752	\$20,193
A. Payroll Outlays - Total	23,211	3,247	8,416	9,780	1,768
Active Duty Military Pay	10,524	530	4,331	5,663	0
Civilian Pay	3,177	235	995	179	1,768
Reserve & National Guard Pay	0	0	0	0	0
Retired Military Pay	9,510	2,482	3,090	3,938	0
B. Contracts Over \$25,000 - Total	171,832	43,892	47,210	62,305	18,425
Supply and Equipment Contracts	129,574	36,546	39,751	34,852	18,425
RDT&E Contracts	18,774	4,923	2,928	10,923	0
Service Contracts	23,001	1,940	4,531	16,530	0
Construction Contracts	0	0	0	0	0
Civil Function Contracts	483	483	0	0	0
C. Grants	3,753	75	3,011	667	0
Prime Contracts Over \$25,000 (Prior Three Years)	Total	Army	Navy & Marine Corps	Air Force	Other Defense Activities
Fiscal Year 1994	\$180,493	\$66,757	\$51,350	\$37,821	\$24,565
Fiscal Year 1993	1,192,184	990,637	64,164	76,211	61,172
Fiscal Year 1992	405,333	193,035	55,515	75,427	81,356
Top Five Contractors Receiving the Largest Dollar Volume of Prime Contract Awards in this Country	Total Amount	Major Area of Work		Amount	
		FSC or Service Code Description			
1. CANADIAN COMMERCIAL CORP	\$57,195	Maint & Repair of Eq/Engines, Turbines & C		\$12,888	
2. GOVERNMENT OF CANADA	42,984	Aircraft Landing Gear Components		15,066	
3. CANADIAN COMMERCIAL CORP	17,156	Aircraft Launching Equipment		12,132	
4. CHEMINS DE FER NATIONAUX DU CA	14,596	Rail Cars		14,596	
5. HEROUX INC	10,755	Aircraft Landing Gear Components		10,755	
Total of Above	\$142,686	(83.0% of total awards over \$25,000)			

Prepared by: Washington Headquarters Services
Directorate for Information
Operations and Reports

1/ For cost of operation information, refer to applicable DoD Budget Exhibits.

MAP NO. 58

EGYPT



Prepared by: Washington Headquarters Services
Directorate for Information
Operations and Reports

EGYPT

FISCAL YEAR 1995

(DOLLARS IN THOUSANDS)

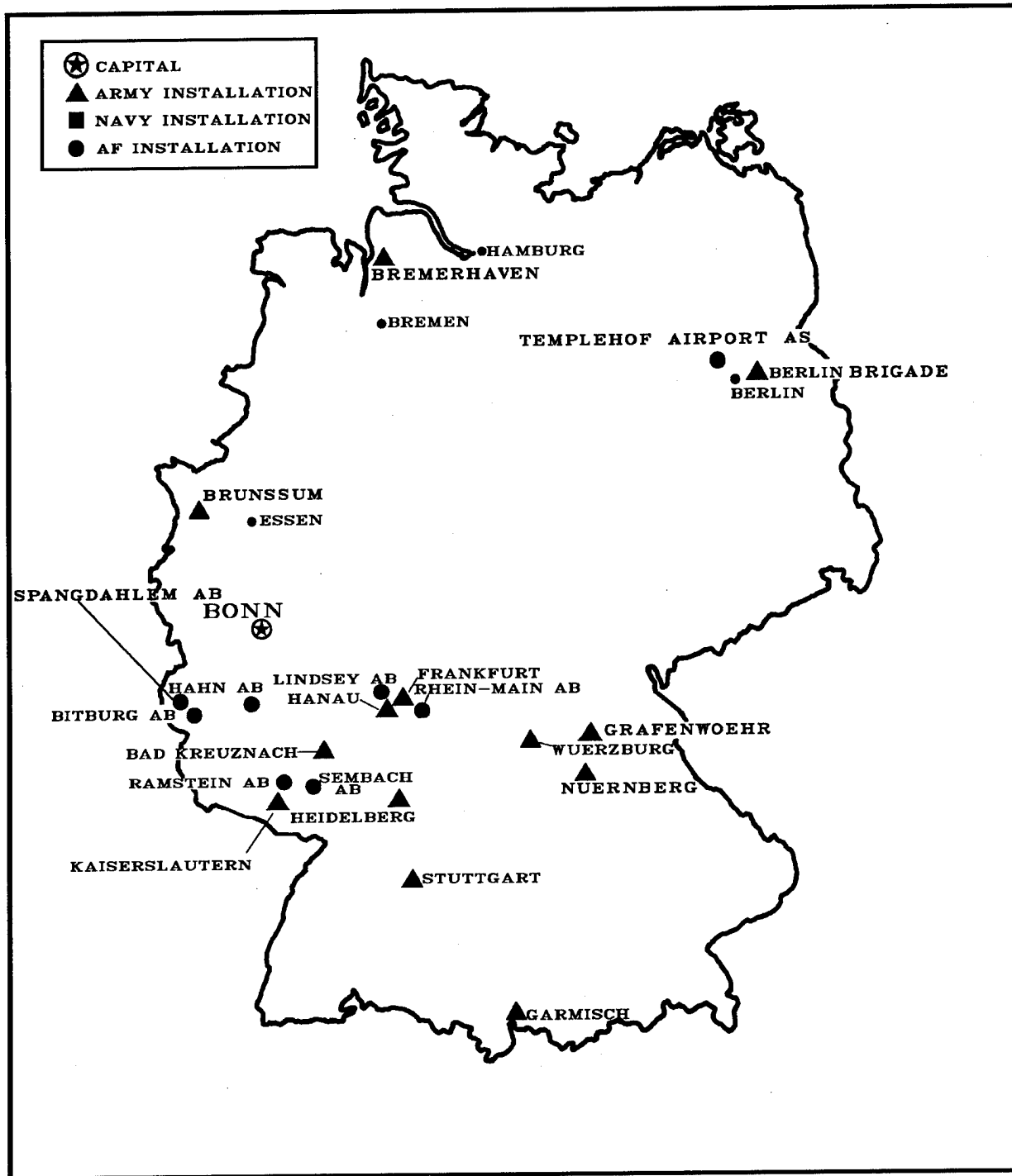
Personnel/Expenditures 1/	Total	Army	Navy & Marine Corps	Air Force	Other Defense Activities
I. Personnel - Total	1,566	1,095	295	157	19
Active Duty Military	1,123	1,008	61	54	0
Civilian	250	36	170	37	7
Military Dependents	111	13	46	52	0
U.S. Civilian Dependents	82	38	18	14	12
II. Expenditures - Total	\$114,020	\$73,342	\$11,439	\$21,139	\$8,100
A. Payroll Outlays - Total	36,700	28,126	4,630	3,649	295
Active Duty Military Pay	31,048	26,418	2,002	2,628	0
Civilian Pay	4,742	1,217	2,482	748	295
Reserve & National Guard Pay	0	0	0	0	0
Retired Military Pay	910	491	146	273	0
B. Contracts Over \$25,000 - Total	77,300	45,216	6,809	17,470	7,805
Supply and Equipment Contracts	11,954	3,206	719	224	7,805
RDT&E Contracts	1,246	1,246	0	0	0
Service Contracts	25,631	2,295	6,090	17,246	0
Construction Contracts	38,469	38,469	0	0	0
Civil Function Contracts	0	0	0	0	0
C. Grants	20	0	0	20	0
Prime Contracts Over \$25,000 (Prior Three Years)	Total	Army	Navy & Marine Corps	Air Force	Other Defense Activities
Fiscal Year 1994	\$116,402	\$95,903	\$1,204	\$15,729	\$3,566
Fiscal Year 1993	60,753	38,036	2,439	12,344	7,934
Fiscal Year 1992	54,581	47,796	1,246	4,564	975
Top Five Contractors Receiving the Largest Dollar Volume of Prime Contract Awards in this Country	Total Amount	Major Area of Work			
		FSC or Service Code Description	Amount		
1. DILLINGHAM/A B B SUSA JV	\$18,603	Other Miscellaneous Buildings		\$18,603	
2. CONTRACK INTERNATIONAL INC	12,500	Other Miscellaneous Buildings		12,500	
3. VINNELL CORP	12,491	Other Professional Services		12,491	
4. CALTEX PETROLEUM CORPORATION	7,659	Fuel Oils		7,659	
5. BOOZ ALLEN & HAMILTON INC	6,245	Technical Assistance		4,559	
Total of Above	\$57,498	(74.4% of total awards over \$25,000)			

Prepared by: Washington Headquarters Services
Directorate for Information
Operations and Reports

1/ For cost of operation information, refer to applicable DoD Budget Exhibits.

MAP NO. 59

GERMANY



Prepared by: Washington Headquarters Services
Directorate for Information
Operations and Reports

GERMANY

FISCAL YEAR 1995

(DOLLARS IN THOUSANDS)

Personnel/Expenditures 1/	Total	Army	Navy & Marine Corps	Air Force	Other Defense Activities
I. Personnel - Total	210,771	162,563	1,127	39,512	7,569
Active Duty Military	73,280	57,654	431	15,195	0
Civilian	17,958	10,048	4	1,298	6,608
Military Dependents	111,821	88,809	689	22,323	0
U.S. Civilian Dependents	7,712	6,052	3	696	961
<hr style="border-top: 1px dashed black;"/>					
II. Expenditures - Total	\$3,865,889	\$2,469,544	\$113,810	\$865,840	\$416,695
A. Payroll Outlays - Total	2,989,935	1,954,482	20,990	715,344	299,119
Active Duty Military Pay	2,158,751	1,510,697	18,340	629,714	0
Civilian Pay	692,182	339,819	495	52,749	299,119
Reserve & National Guard Pay	10,556	10,556	0	0	0
Retired Military Pay	128,446	93,410	2,155	32,881	0
B. Contracts Over \$25,000 - Total	875,672	515,062	92,662	150,496	117,452
Supply and Equipment Contracts	140,623	1,826	87,314	8,214	46,921
RDT&E Contracts	24,303	20,328	3,305	0	670
Service Contracts	650,456	436,606	2,043	141,946	69,861
Construction Contracts	60,054	59,718	0	336	0
Civil Function Contracts	236	236	0	0	0
C. Grants	282	0	158	0	124
<hr style="border-top: 1px dashed black;"/>					
Prime Contracts Over \$25,000 (Prior Three Years)	Total	Army	Navy & Marine Corps	Air Force	Other Defense Activities
Fiscal Year 1994	\$791,755	\$531,837	\$56,435	\$128,587	\$74,896
Fiscal Year 1993	1,020,603	706,477	27,496	122,493	164,137
Fiscal Year 1992	1,085,488	864,875	102,468	28,440	89,705
<hr style="border-top: 1px dashed black;"/>					
Top Five Contractors Receiving the Largest Dollar Volume of Prime Contract Awards in this Country	Total Amount	Major Area of Work			
		FSC or Service Code Description	Amount		
1. RAM-SYSTEM GMBH	\$83,468	Guided Missile Systems, Complete			\$83,468
2. FEDERAL REPUBLIC OF GERMANY	56,907	Maint/Troop Housing Facilities			20,569
3. DEUTSCHE BUNDESPOST	52,609	Other ADP & Telecommunication Services			27,115
4. ITT INDUSTRIES INC	26,507	Maint & Repair of Eq/Miscellaneous Equipme			13,727
5. CUBIC CORPORATION	21,428	Simulation			20,849
Total of Above	\$240,919	(27.5% of total awards over \$25,000)			

Prepared by: Washington Headquarters Services
Directorate for Information
Operations and Reports

1/ For cost of operation information, refer to applicable DoD Budget Exhibits.

MAP NO. 60

GREECE



Prepared by: Washington Headquarters Services
Directorate for Information
Operations and Reports

GREECE

FISCAL YEAR 1995

(DOLLARS IN THOUSANDS)

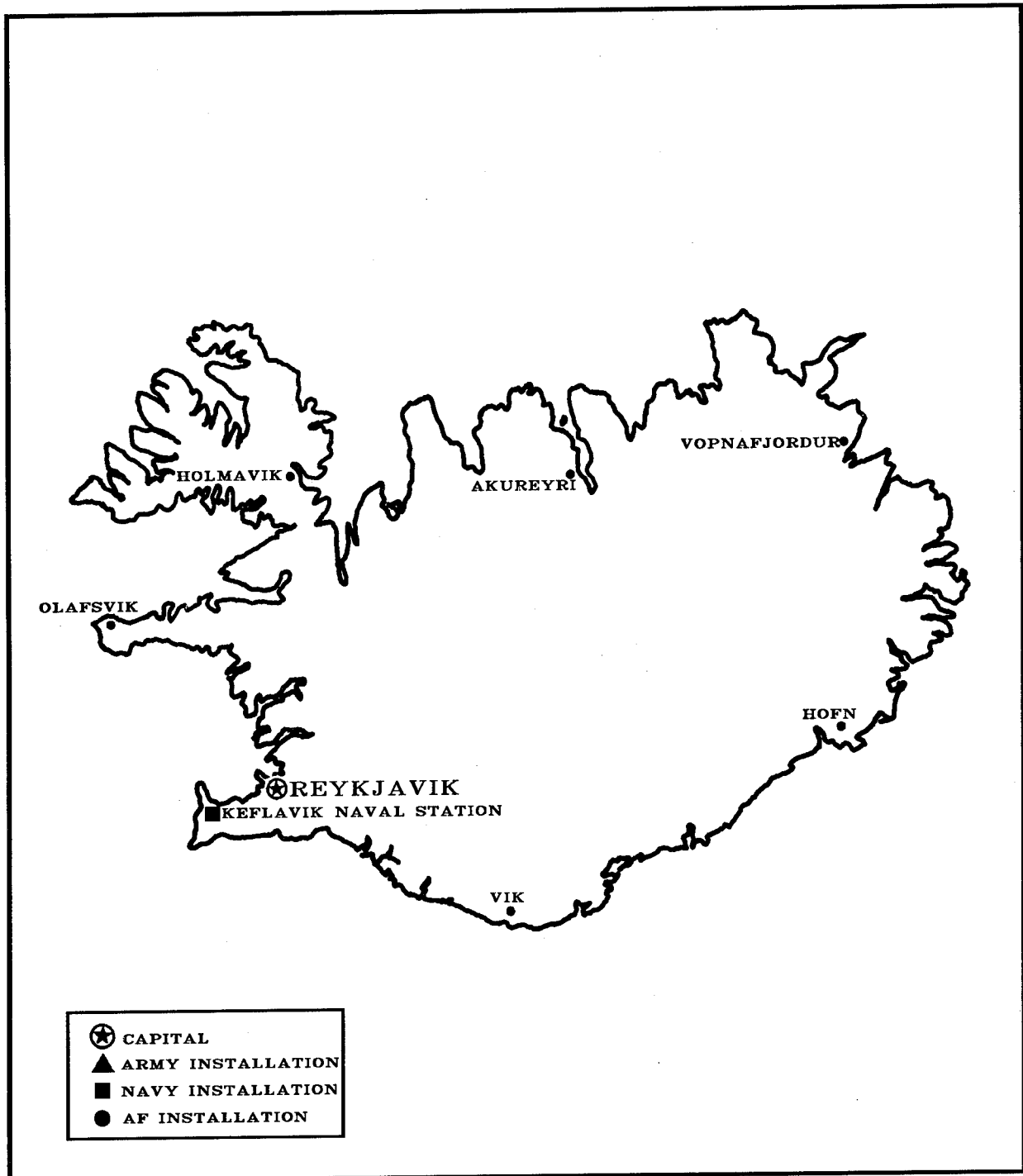
Personnel/Expenditures 1/	Total	Army	Navy & Marine Corps	Air Force	Other Defense Activities
I. Personnel - Total	613	39	382	190	2
Active Duty Military	489	17	314	158	0
Civilian	68	5	56	5	2
Military Dependents	40	11	12	17	0
U.S. Civilian Dependents	16	6	0	10	0
II. Expenditures - Total	\$87,550	\$2,213	\$19,970	\$7,735	\$57,632
A. Payroll Outlays - Total	19,398	1,314	10,490	7,510	84
Active Duty Military Pay	13,154	461	7,822	4,871	0
Civilian Pay	2,461	169	1,989	219	84
Reserve & National Guard Pay	0	0	0	0	0
Retired Military Pay	3,783	684	679	2,420	0
B. Contracts Over \$25,000 - Total	68,023	899	9,381	195	57,548
Supply and Equipment Contracts	64,179	899	5,764	195	57,321
RDT&E Contracts	0	0	0	0	0
Service Contracts	2,927	0	2,700	0	227
Construction Contracts	917	0	917	0	0
Civil Function Contracts	0	0	0	0	0
C. Grants	129	0	99	30	0
Prime Contracts Over \$25,000 (Prior Three Years)	Total	Army	Navy & Marine Corps	Air Force	Other Defense Activities
Fiscal Year 1994	\$80,636	\$0	\$27,538	\$12,950	\$40,148
Fiscal Year 1993	97,322	261-	9,326	9,971	78,286
Fiscal Year 1992	67,729	49	8,320	16,560	42,800
Top Five Contractors Receiving the Largest Dollar Volume of Prime Contract Awards in this Country	Total Amount	Major Area of Work		Amount	
		FSC or Service Code Description			
1. MOTOR OIL (HELLAS) CORINTH REF	\$46,337	Liquid Propellants & Fuel, Petroleum Base		\$46,337	
2. HELLENIC FUEL & LUBRICANT IND	8,484	Liquid Propellants & Fuel, Petroleum Base		8,484	
3. VIESS CARL	2,517	Motors, Electrical		1,051	
4. DAIMLER-BENZ AG	2,329	Guided Missile Remote Control Systems		1,532	
5. AVINOIL SA	1,687	Fuel Oils		1,687	
Total of Above	\$61,354	(90.2% of total awards over \$25,000)			

Prepared by: Washington Headquarters Services
Directorate for Information
Operations and Reports

1/ For cost of operation information, refer to applicable DoD Budget Exhibits.

MAP NO. 61

ICELAND



Prepared by: Washington Headquarters Services
Directorate for Information
Operations and Reports

ICELAND

FISCAL YEAR 1995

(DOLLARS IN THOUSANDS)

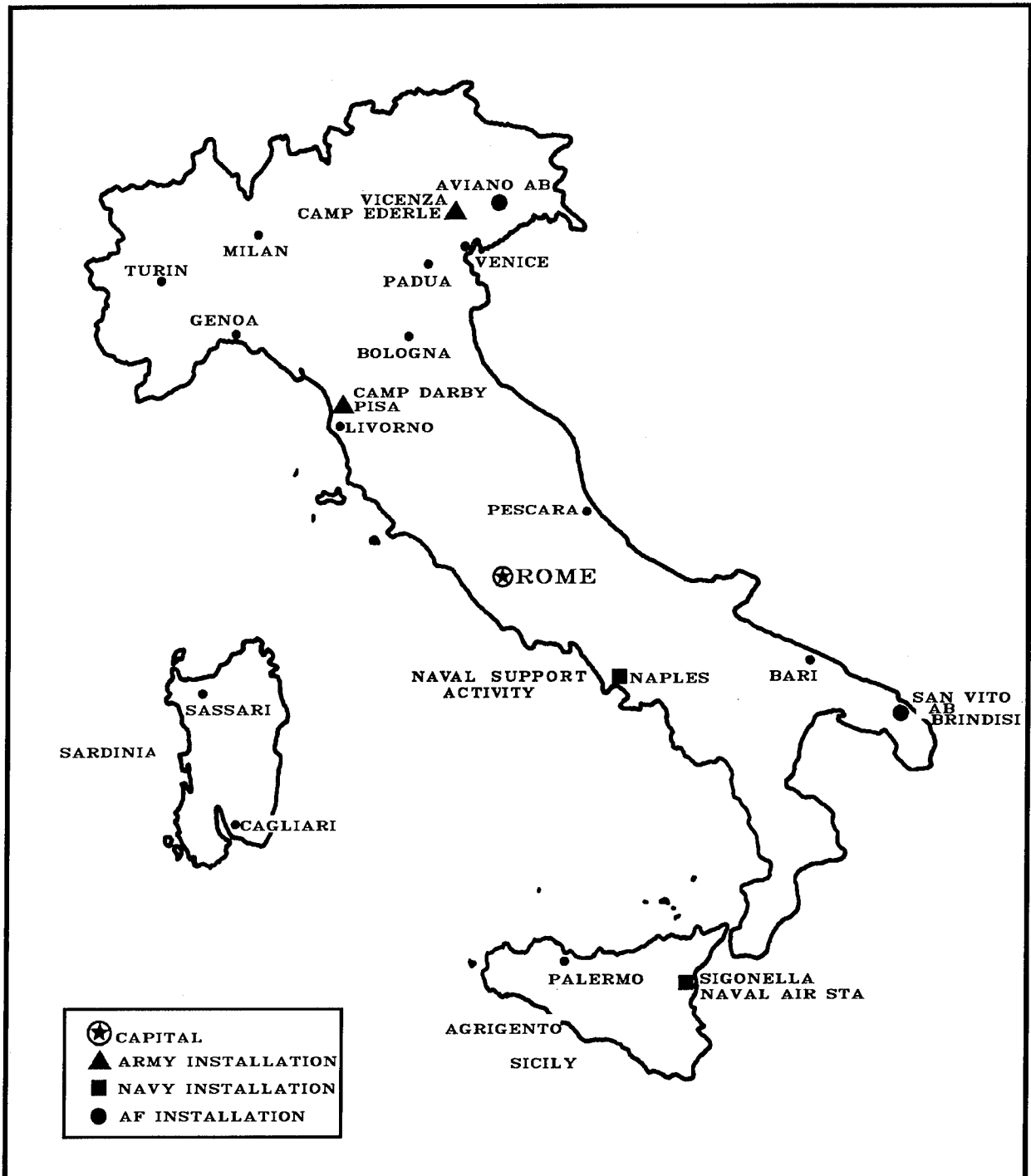
Personnel/Expenditures 1/	Total	Army	Navy & Marine Corps	Air Force	Other Defense Activities
I. Personnel - Total	4,960	3	3,403	1,372	182
Active Duty Military	1,902	3	1,259	640	0
Civilian	1,031	0	801	68	162
Military Dependents	1,968	0	1,304	664	0
U.S. Civilian Dependents	59	0	39	0	20
II. Expenditures - Total	\$162,604	\$107	\$125,907	\$28,393	\$8,197
A. Payroll Outlays - Total	109,144	107	75,647	28,393	4,997
Active Duty Military Pay	62,762	82	37,582	25,098	0
Civilian Pay	45,907	0	37,850	3,060	4,997
Reserve & National Guard Pay	0	0	0	0	0
Retired Military Pay	475	25	215	235	0
B. Contracts Over \$25,000 - Total	53,460	0	50,260	0	3,200
Supply and Equipment Contracts	1,525	0	587	0	938
RDT&E Contracts	0	0	0	0	0
Service Contracts	43,116	0	40,854	0	2,262
Construction Contracts	8,819	0	8,819	0	0
Civil Function Contracts	0	0	0	0	0
C. Grants	0	0	0	0	0
Prime Contracts Over \$25,000 (Prior Three Years)	Total	Army	Navy & Marine Corps	Air Force	Other Defense Activities
Fiscal Year 1994	\$89,410	\$0	\$87,252	\$0	\$2,158
Fiscal Year 1993	42,998	0	38,077	0	4,921
Fiscal Year 1992	48,400	0	44,407	142	3,851
Top Five Contractors Receiving the Largest Dollar Volume of Prime Contract Awards in this Country	Total Amount	Major Area of Work		Amount	
		FSC or Service Code Description			
1. ICELAND PRIME CONTRACTORS	\$22,544	Maint/Other Miscellaneous Buildings		\$9,364	
2. KEFLAVIK CONTRACTORS	15,230	Maint/Family Housing Facilities		8,978	
3. RADAR AGENCY GOVERNMENT OF ICE	5,508	Other Professional Services		5,183	
4. POST & TELEGRAPH ADMIN	2,102	Facilities Operations Support Services		1,111	
5. HILMAR SOLBASON	1,164	Custodial - Janitorial Services		1,164	
Total of Above	\$46,548	(87.1% of total awards over \$25,000)			

Prepared by: Washington Headquarters Services
Directorate for Information
Operations and Reports

1/ For cost of operation information, refer to applicable DoD Budget Exhibits.

MAP NO. 62

ITALY



Prepared by: Washington Headquarters Services
Directorate for Information
Operations and Reports

ITALY

FISCAL YEAR 1995

(DOLLARS IN THOUSANDS)

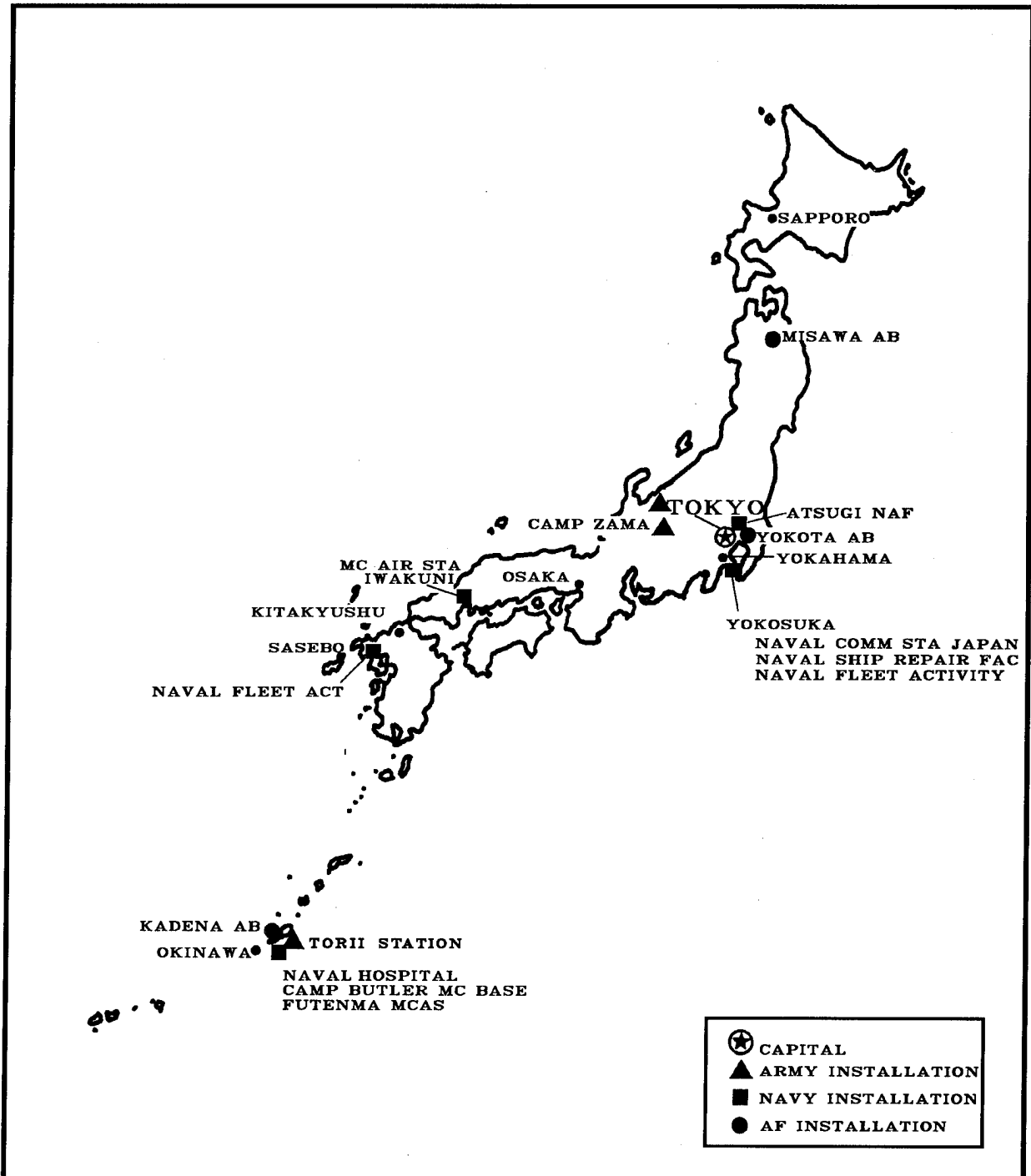
Personnel/Expenditures 1/	Total	Army	Navy & Marine Corps	Air Force	Other Defense Activities
I. Personnel - Total	31,035	7,993	12,847	9,164	1,031
Active Duty Military	11,691	2,764	4,943	3,984	0
Civilian	4,970	1,343	2,002	661	964
Military Dependents	13,473	3,303	5,778	4,392	0
U.S. Civilian Dependents	901	583	124	127	67
II. Expenditures - Total	\$929,300	\$146,263	\$388,879	\$179,705	\$214,453
A. Payroll Outlays - Total	605,672	123,472	283,866	162,849	35,485
Active Duty Military Pay	421,816	72,452	212,133	137,231	0
Civilian Pay	171,195	45,415	68,543	21,752	35,485
Reserve & National Guard Pay	0	0	0	0	0
Retired Military Pay	12,661	5,605	3,190	3,866	0
B. Contracts Over \$25,000 - Total	323,438	22,791	104,823	16,856	178,968
Supply and Equipment Contracts	167,713	1,272	8,842	3,229	154,370
RDT&E Contracts	609	518	91	0	0
Service Contracts	132,559	17,076	77,880	13,005	24,598
Construction Contracts	22,557	3,925	18,010	622	0
Civil Function Contracts	0	0	0	0	0
C. Grants	190	0	190	0	0
Prime Contracts Over \$25,000 (Prior Three Years)	Total	Army	Navy & Marine Corps	Air Force	Other Defense Activities
Fiscal Year 1994	\$411,006	\$8,797	\$159,256	\$27,279	\$215,674
Fiscal Year 1993	235,630	10,625	105,991	20,104	98,910
Fiscal Year 1992	213,535	39,330	108,100	15,841	50,264
Top Five Contractors Receiving the Largest Dollar Volume of Prime Contract Awards in this Country	Total Amount	Major Area of Work		Amount	
		FSC or Service Code Description			
1. ENI SPA	\$80,225	Fuel Oils		\$67,465	
2. EXXON CORPORATION	66,900	Liquid Propellants & Fuel, Petroleum Base Operation/Airport Terminals		66,900	
3. ALISUD SPA	22,398	Operation/Airport Terminals		22,398	
4. POST TELEPH & TELEGR MINISTRY	21,554	Other ADP & Telecommunication Services		21,554	
5. COMIL COMPAGNIA ITALIANA LAVOR	10,160	Other Miscellaneous Buildings		8,750	
Total of Above	\$201,237	(62.2% of total awards over \$25,000)			

Prepared by: Washington Headquarters Services
Directorate for Information
Operations and Reports

1/ For cost of operation information, refer to applicable DoD Budget Exhibits.

MAP NO. 63

JAPAN



Prepared by: Washington Headquarters Services
Directorate for Information
Operations and Reports

JAPAN

FISCAL YEAR 1995

(DOLLARS IN THOUSANDS)

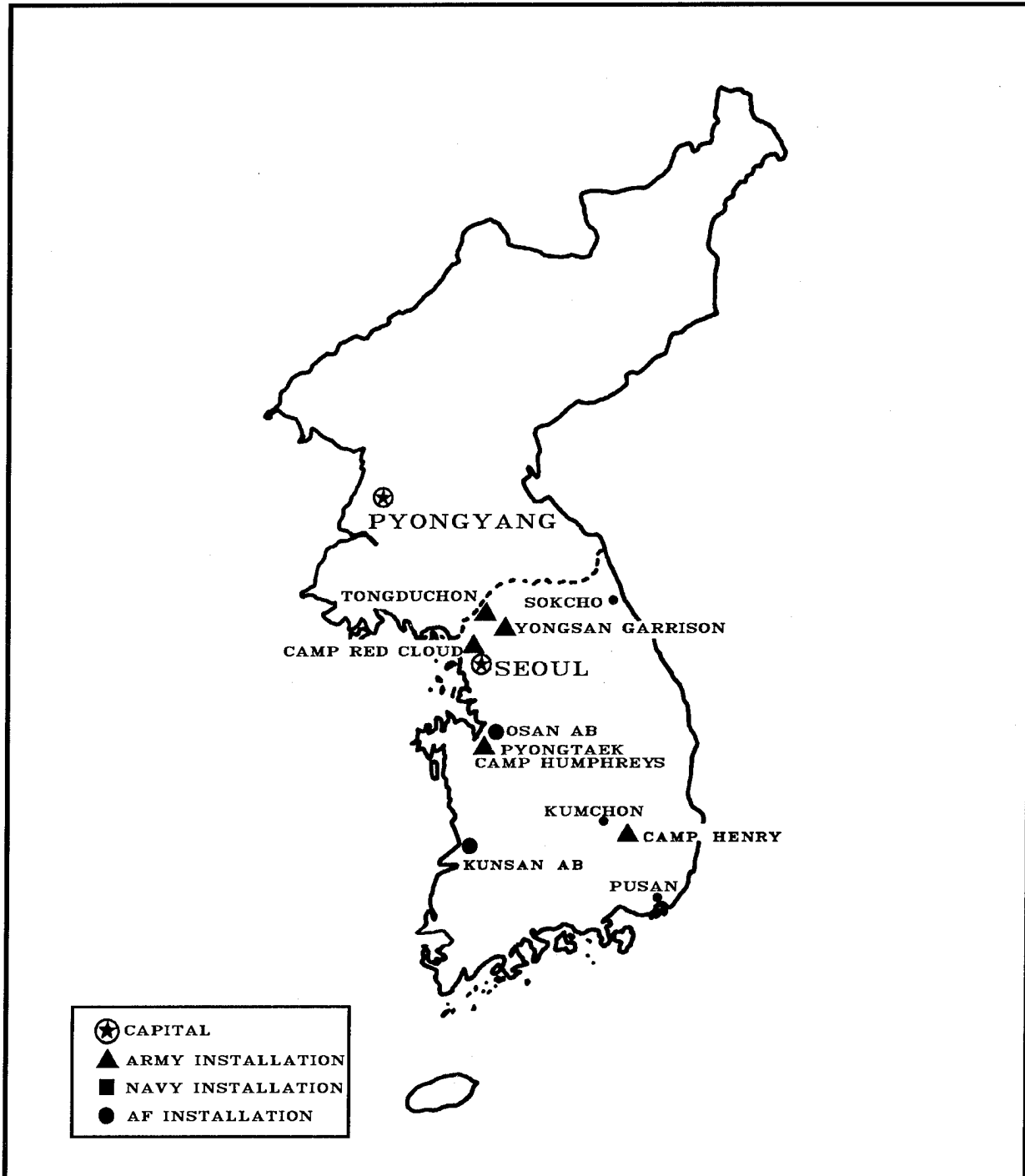
Personnel/Expenditures 1/	Total	Army	Navy & Marine Corps	Air Force	Other Defense Activities
I. Personnel - Total	97,472	5,045	52,448	36,343	3,636
Active Duty Military	38,187	1,908	21,317	14,962	0
Civilian	6,265	745	1,866	936	2,718
Military Dependents	49,365	1,940	27,940	19,485	0
U.S. Civilian Dependents	3,655	452	1,325	960	918
II. Expenditures - Total	\$2,636,004	\$109,698	\$1,205,298	\$1,132,973	\$188,035
A. Payroll Outlays - Total	1,907,235	81,279	1,101,868	605,008	119,080
Active Duty Military Pay	1,623,723	50,048	1,019,041	554,634	0
Civilian Pay	249,653	25,193	67,181	38,199	119,080
Reserve & National Guard Pay	0	0	0	0	0
Retired Military Pay	33,859	6,038	15,646	12,175	0
B. Contracts Over \$25,000 - Total	728,645	28,370	103,355	527,965	68,955
Supply and Equipment Contracts	78,428	1,486	6,747	2,160	68,035
RDT&E Contracts	0	0	0	0	0
Service Contracts	628,739	24,916	77,908	524,995	920
Construction Contracts	21,434	1,924	18,700	810	0
Civil Function Contracts	44	44	0	0	0
C. Grants	124	49	75	0	0
Prime Contracts Over \$25,000 (Prior Three Years)	Total	Army	Navy & Marine Corps	Air Force	Other Defense Activities
Fiscal Year 1994	\$795,540	\$34,725	\$132,482	\$613,124	\$15,209
Fiscal Year 1993	572,499	33,587	118,899	348,702	71,311
Fiscal Year 1992	823,966	29,542	131,577	641,405	21,442
Top Five Contractors Receiving the Largest Dollar Volume of Prime Contract Awards in this Country	Total Amount	Major Area of Work			
		FSC or Service Code Description	Amount		
1. DEFENSE FACILITIES ADMIN AGENCY	\$132,425	Operation/Other Administrative & Service B			\$132,165
2. OKINAWA ELECTRIC POWER COMPANY	90,776	Electric Services			90,776
3. TOKYO ELECTRIC POWER CO INC	78,226	Electric Services			78,226
4. COSMO OIL CO. LTD.	32,796	Fuel Oils			29,414
5. TOHOKU ELECTRIC POWER CO INC	23,043	Electric Services			23,043
Total of Above	\$357,266	(49.0% of total awards over \$25,000)			

Prepared by: Washington Headquarters Services
Directorate for Information
Operations and Reports

1/ For cost of operation information, refer to applicable DoD Budget Exhibits.

MAP NO. 64

KOREA



Prepared by: Washington Headquarters Services
Directorate for Information
Operations and Reports

KOREA

FISCAL YEAR 1995

(DOLLARS IN THOUSANDS)

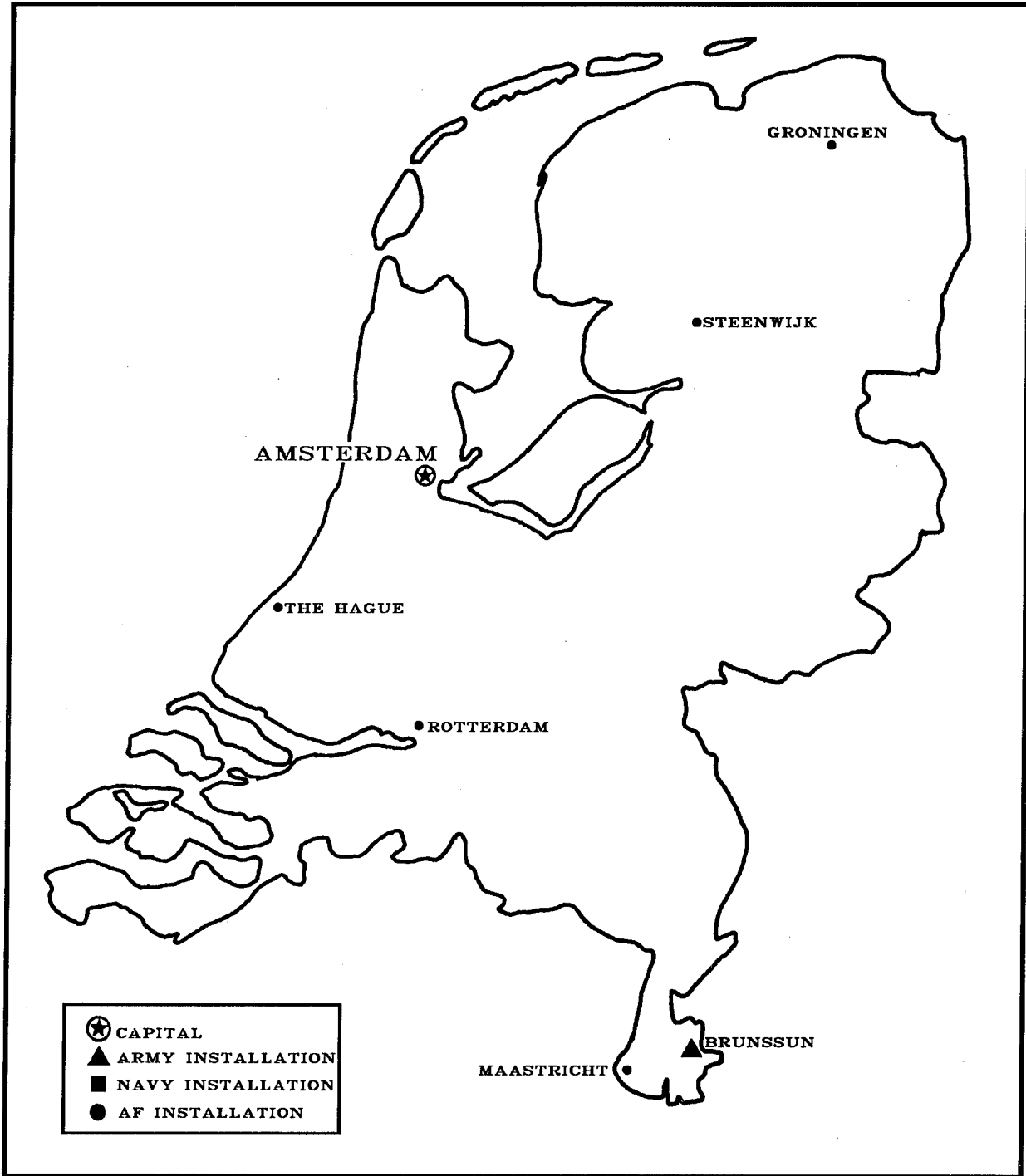
Personnel/Expenditures 1/	Total	Army	Navy & Marine Corps	Air Force	Other Defense Activities
I. Personnel - Total	51,863	38,569	813	11,141	1,340
Active Duty Military	36,016	26,967	388	8,661	0
Civilian	11,041	8,718	139	1,174	1,010
Military Dependents	3,816	2,301	286	1,229	0
U.S. Civilian Dependents	990	583	0	77	330
<hr style="border-top: 1px dashed black;"/>					
II. Expenditures - Total	\$1,897,948	\$1,329,183	\$17,675	\$327,155	\$223,935
A. Payroll Outlays - Total	1,374,009	1,014,575	16,183	308,729	34,522
Active Duty Military Pay	972,074	706,775	14,042	251,257	0
Civilian Pay	381,808	294,808	1,228	51,250	34,522
Reserve & National Guard Pay	0	0	0	0	0
Retired Military Pay	20,127	12,992	913	6,222	0
B. Contracts Over \$25,000 - Total	523,939	314,608	1,492	18,426	189,413
Supply and Equipment Contracts	213,873	25,191	0	1,867	186,815
RDT&E Contracts	26	26	0	0	0
Service Contracts	196,306	175,657	1,492	16,559	2,598
Construction Contracts	113,734	113,734	0	0	0
Civil Function Contracts	0	0	0	0	0
C. Grants	0	0	0	0	0
<hr style="border-top: 1px dashed black;"/>					
Prime Contracts Over \$25,000 (Prior Three Years)	Total	Army	Navy & Marine Corps	Air Force	Other Defense Activities
Fiscal Year 1994	\$425,455	\$217,359	\$374	\$26,453	\$181,269
Fiscal Year 1993	436,726	234,215	928	32,576	169,007
Fiscal Year 1992	428,488	200,075	1,076	32,021	195,316
<hr style="border-top: 1px dashed black;"/>					
Top Five Contractors Receiving the Largest Dollar Volume of Prime Contract Awards in this Country	Total Amount	Major Area of Work			
		FSC or Service Code Description	Amount		
1. SSANGYONG OIL REFINING CO LTD	\$98,756	Liquid Propellants & Fuel, Petroleum Base			\$98,756
2. SUNKYOUNG LTD	63,214	Fuel Oils			63,214
3. KOREA ELECTRIC POWER CORP	32,374	Electric Services			32,374
4. KUK DONG CONSTRUCTION CO LTD	25,390	Troop Housing Facilities			17,897
5. SHIN CHEON CO., LTD	22,024	Guard Services			22,024
Total of Above	\$241,758	(46.1% of total awards over \$25,000)			

Prepared by: Washington Headquarters Services
Directorate for Information
Operations and Reports

1/ For cost of operation information, refer to applicable DoD Budget Exhibits.

MAP NO. 65

NETHERLANDS



Prepared by: Washington Headquarters Services
Directorate for Information
Operations and Reports

NETHERLANDS

FISCAL YEAR 1995

(DOLLARS IN THOUSANDS)

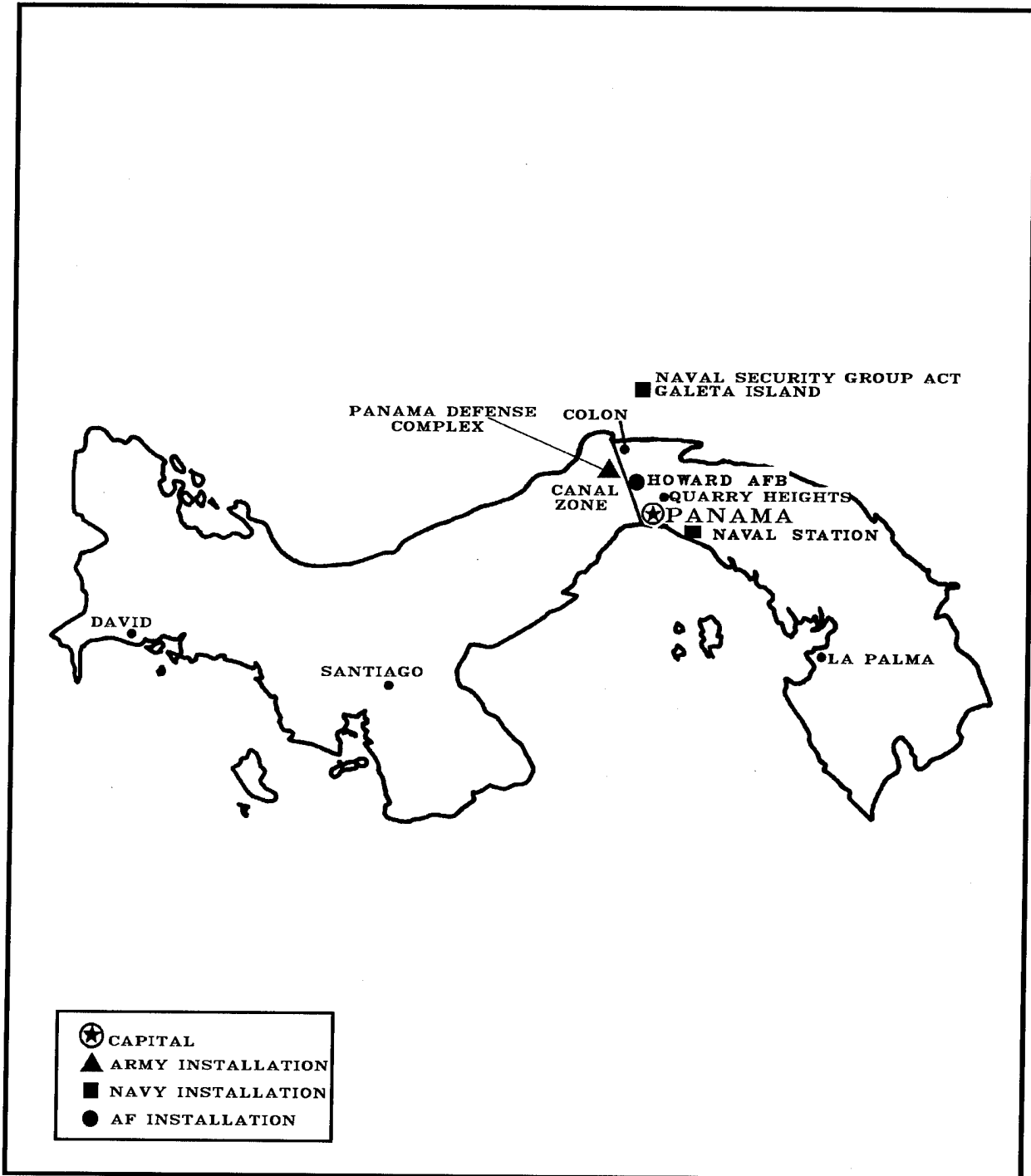
Personnel/Expenditures 1/	Total	Army	Navy & Marine Corps	Air Force	Other Defense Activities
I. Personnel - Total	2,431	1,405	64	786	176
Active Duty Military	687	370	27	290	0
Civilian	293	119	1	10	163
Military Dependents	1,260	756	35	469	0
U.S. Civilian Dependents	191	160	1	17	13
II. Expenditures - Total	\$97,133	\$58,570	\$3,876	\$20,068	\$14,619
A. Payroll Outlays - Total	39,515	15,086	1,490	17,005	5,934
Active Duty Military Pay	24,754	9,978	1,343	13,433	0
Civilian Pay	11,108	4,024	65	1,085	5,934
Reserve & National Guard Pay	0	0	0	0	0
Retired Military Pay	3,653	1,084	82	2,487	0
B. Contracts Over \$25,000 - Total	57,048	43,484	1,866	3,013	8,685
Supply and Equipment Contracts	7,831	633	1,060	312	5,826
RDT&E Contracts	2,742	2,645	67	30	0
Service Contracts	46,044	39,775	739	2,671	2,859
Construction Contracts	346	346	0	0	0
Civil Function Contracts	85	85	0	0	0
C. Grants	570	0	520	50	0
Prime Contracts Over \$25,000 (Prior Three Years)	Total	Army	Navy & Marine Corps	Air Force	Other Defense Activities
Fiscal Year 1994	\$57,564	\$45,407	\$1,317	\$7,360	\$3,480
Fiscal Year 1993	76,052	50,026	2,690	16,364	6,972
Fiscal Year 1992	78,625	50,189	2,389	22,286	3,761
Top Five Contractors Receiving the Largest Dollar Volume of Prime Contract Awards in this Country	Total Amount	Major Area of Work		Amount	
		FSC or Service Code Description			
1. MINISTERIE VAN DEFENSIE	\$37,131	Other Housekeeping Services		\$39,674	
2. UNITED TECHNOLOGIES CORP	2,944	Maint & Repair of Eq/Engines, Turbines & C		1,221	
3. KONINKLIJKE PTT NEDERLAND NV	2,762	Other ADP & Telecommunication Services		2,762	
4. PTT TELEKOM BV	2,645	RDTE/Electronics & Communication Eq-Mgmt S		2,645	
5. COOP ZUIVELVERENIGING CAMPINA	2,578	Dairy Foods and Eggs		2,578	
Total of Above	\$48,060	(84.2% of total awards over \$25,000)			

Prepared by: Washington Headquarters Services
Directorate for Information
Operations and Reports

1/ For cost of operation information, refer to applicable DoD Budget Exhibits.

MAP NO. 66

PANAMA



Prepared by: Washington Headquarters Services
Directorate for Information
Operations and Reports

PANAMA

FISCAL YEAR 1995

(DOLLARS IN THOUSANDS)

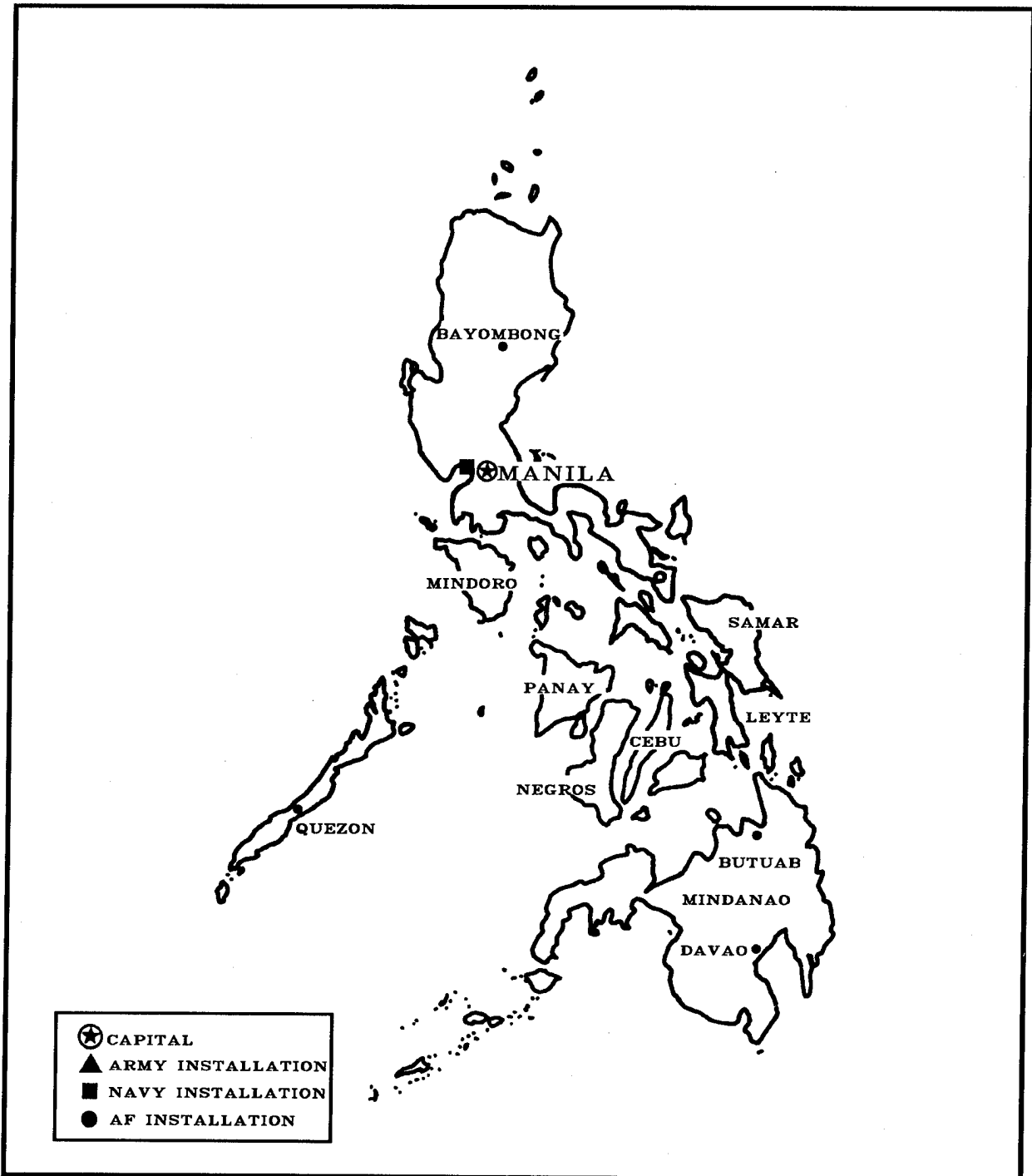
Personnel/Expenditures 1/	Total	Army	Navy & Marine Corps	Air Force	Other Defense Activities
I. Personnel - Total	27,022	18,561	1,470	6,082	909
Active Duty Military	7,726	5,296	334	2,096	0
Civilian	5,112	2,996	361	850	905
Military Dependents	10,818	7,290	595	2,933	0
U.S. Civilian Dependents	3,366	2,979	180	203	4
II. Expenditures - Total	\$463,739	\$300,244	\$31,405	\$100,688	\$31,402
A. Payroll Outlays - Total	393,867	247,969	27,909	88,175	29,814
Active Duty Military Pay	222,223	138,820	18,226	65,177	0
Civilian Pay	160,070	101,313	8,543	20,400	29,814
Reserve & National Guard Pay	2,048	2,048	0	0	0
Retired Military Pay	9,526	5,788	1,140	2,598	0
B. Contracts Over \$25,000 - Total	69,872	52,275	3,496	12,513	1,588
Supply and Equipment Contracts	4,614	2,826	0	253	1,535
RDT&E Contracts	1,546	1,546	0	0	0
Service Contracts	54,849	39,624	3,142	12,030	53
Construction Contracts	8,185	7,601	354	230	0
Civil Function Contracts	678	678	0	0	0
C. Grants	0	0	0	0	0
Prime Contracts Over \$25,000 (Prior Three Years)	Total	Army	Navy & Marine Corps	Air Force	Other Defense Activities
Fiscal Year 1994	\$61,668	\$45,647	\$9,729	\$5,992	\$300
Fiscal Year 1993	52,493	34,200	7,784	8,599	1,910
Fiscal Year 1992	52,627	33,010	10,736	6,949	1,932
Top Five Contractors Receiving the Largest Dollar Volume of Prime Contract Awards in this Country	Total Amount	Major Area of Work		Amount	
		FSC or Service Code Description			
1. SANITECH, S.A.	\$4,578	Food Services		\$4,428	
2. J & J MAINTENANCE INC	4,534	Facilities Operations Support Services		4,534	
3. H I HOMA COINC	3,184	Maint/Troop Housing Facilities		1,015	
4. NIKO'S CAFE S.A.	2,857	Food Services		2,857	
5. JOAMA SA	2,758	Maint/Other Airfield Structures		956	
Total of Above	\$17,911	(25.6% of total awards over \$25,000)			

Prepared by: Washington Headquarters Services
Directorate for Information
Operations and Reports

1/ For cost of operation information, refer to applicable DoD Budget Exhibits.

MAP NO. 67

PHILIPPINES



Prepared by: Washington Headquarters Services
Directorate for Information
Operations and Reports

PHILIPPINES

FISCAL YEAR 1995

(DOLLARS IN THOUSANDS)

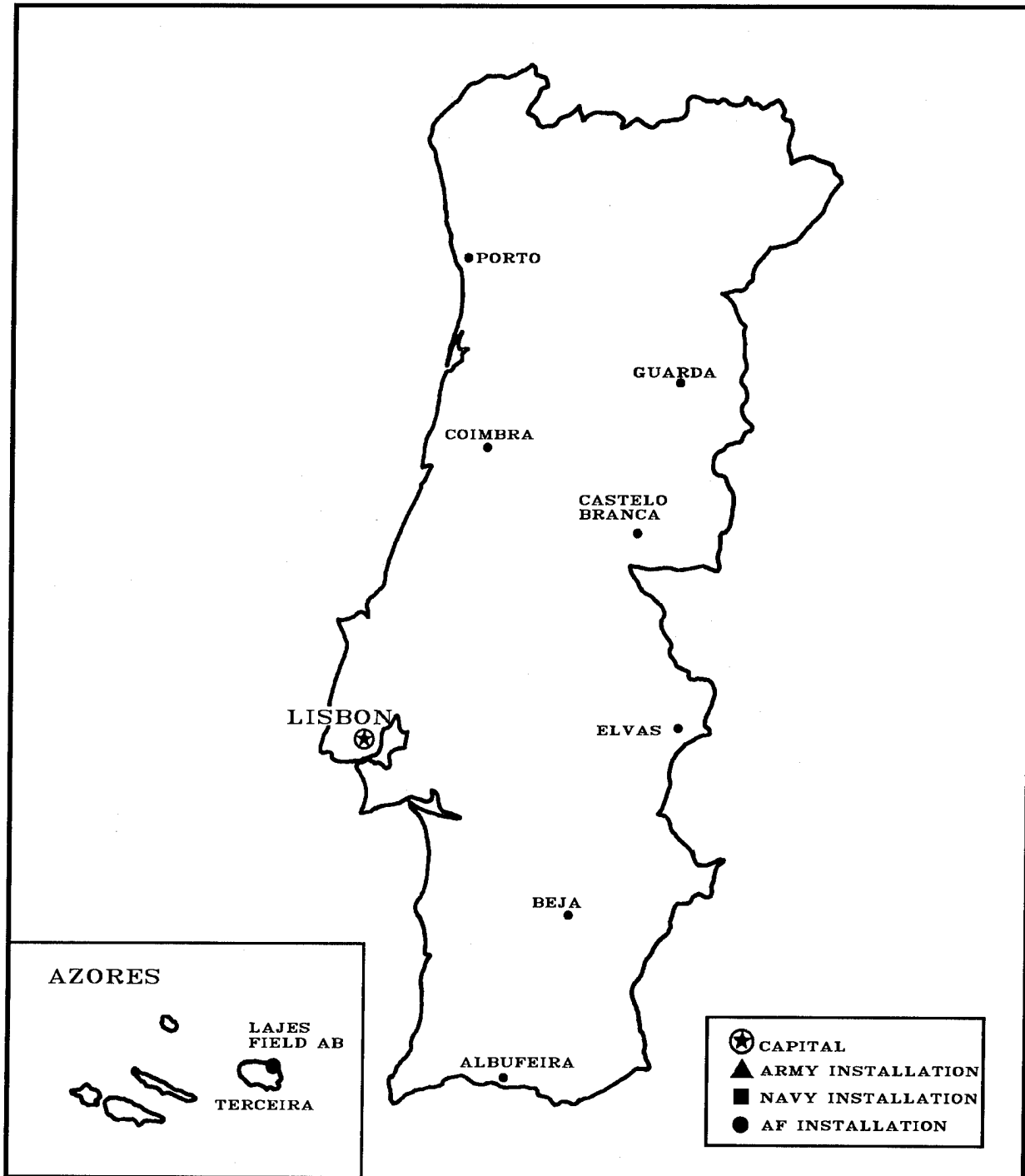
Personnel/Expenditures 1/	Total	Army	Navy & Marine Corps	Air Force	Other Defense Activities
I. Personnel - Total	76	16	33	27	0
Active Duty Military	38	10	16	12	0
Civilian	6	0	6	0	0
Military Dependents	32	6	11	15	0
U.S. Civilian Dependents	0	0	0	0	0
II. Expenditures - Total	\$53,873	\$6,433	\$41,620	\$5,593	\$227
A. Payroll Outlays - Total	52,495	5,855	41,047	5,593	0
Active Duty Military Pay	5,633	269	5,000	364	0
Civilian Pay	218	0	218	0	0
Reserve & National Guard Pay	0	0	0	0	0
Retired Military Pay	46,644	5,586	35,829	5,229	0
B. Contracts Over \$25,000 - Total	1,378	578	573	0	227
Supply and Equipment Contracts	696	453	16	0	227
RDT&E Contracts	125	125	0	0	0
Service Contracts	557	0	557	0	0
Construction Contracts	0	0	0	0	0
Civil Function Contracts	0	0	0	0	0
C. Grants	0	0	0	0	0
Prime Contracts Over \$25,000 (Prior Three Years)	Total	Army	Navy & Marine Corps	Air Force	Other Defense Activities
Fiscal Year 1994	\$1,955	\$1,339	\$131	\$0	\$485
Fiscal Year 1993	5,364	2,599	527	1,286	952
Fiscal Year 1992	22,460	929	20,921	45-	655
Top Five Contractors Receiving the Largest Dollar Volume of Prime Contract Awards in this Country	Total Amount	Major Area of Work			Amount
		FSC or Service Code Description			
1. COMMUNICATIONS GENERAL INTL	\$453	Telephone and Telegraph Equipment			\$453
2. GENERAL DIESEL POWER CORP	235	Maint & Repair of Eq/Engines, Turbines & C			235
3. CARL-ZEISS-SIIFTUNG	227	ADP Components			227
4. TRANSIENDO JAPAN CO LTD	181	Other Cargo & Freight Services			181
5. B I R PLC	125	RDTE/Services-Management Support			125
Total of Above	\$1,221	(88.6% of total awards over \$25,000)			

Prepared by: Washington Headquarters Services
Directorate for Information
Operations and Reports

1/ For cost of operation information, refer to applicable DoD Budget Exhibits.

MAP NO. 68

PORTUGAL



Prepared by: Washington Headquarters Services
Directorate for Information
Operations and Reports

PORTUGAL

FISCAL YEAR 1995

(DOLLARS IN THOUSANDS)

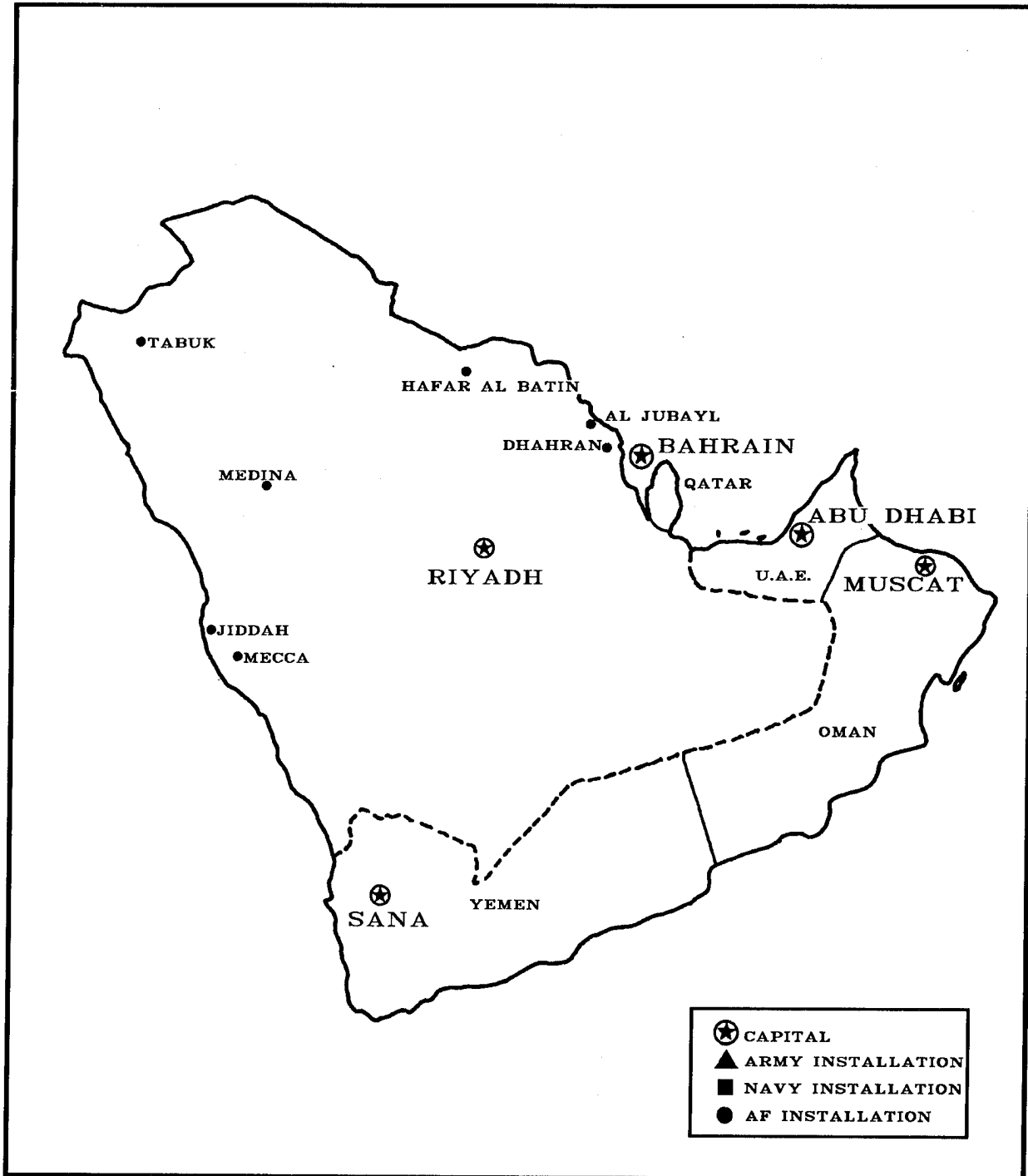
Personnel/Expenditures 1/	Total	Army	Navy & Marine Corps	Air Force	Other Defense Activities
I. Personnel - Total	3,383	36	170	3,051	126
Active Duty Military	1,066	25	75	966	0
Civilian	872	2	19	736	115
Military Dependents	1,375	8	76	1,291	0
U.S. Civilian Dependents	70	1	0	58	11
<hr style="border-top: 1px dashed black;"/>					
II. Expenditures - Total	\$77,668	\$990	\$4,642	\$67,348	\$4,688
A. Payroll Outlays - Total	53,108	936	2,779	45,615	3,778
Active Duty Military Pay	29,567	661	2,270	26,636	0
Civilian Pay	22,544	68	298	18,400	3,778
Reserve & National Guard Pay	0	0	0	0	0
Retired Military Pay	997	207	211	579	0
B. Contracts Over \$25,000 - Total	24,560	54	1,863	21,733	910
Supply and Equipment Contracts	1,327	0	385	32	910
RDT&E Contracts	0	0	0	0	0
Service Contracts	23,233	54	1,478	21,701	0
Construction Contracts	0	0	0	0	0
Civil Function Contracts	0	0	0	0	0
C. Grants	0	0	0	0	0
<hr style="border-top: 1px dashed black;"/>					
Prime Contracts Over \$25,000 (Prior Three Years)	Total	Army	Navy & Marine Corps	Air Force	Other Defense Activities
Fiscal Year 1994	\$18,233	\$0	\$4,844	\$8,514	\$4,875
Fiscal Year 1993	19,418	999	6,782	11,637	0
Fiscal Year 1992	12,912	100-	406	12,606	0
<hr style="border-top: 1px dashed black;"/>					
Top Five Contractors Receiving the Largest Dollar Volume of Prime Contract Awards in this Country	Total Amount	Major Area of Work			Amount
		FSC or Service Code Description			
1. MENESES/CFADDEN CARTOR JOINT V	\$4,484	Maint/Other Miscellaneous Buildings			\$2,668
2. JAIME RIBEIRO & FILHOS, S.A.	3,570	Maint/Highways, Roads, Streets, & Bridges			3,515
3. MCC CONSTRUCTION CORPORATION	2,397	Maint/Other Miscellaneous Buildings			1,474
4. NOGUEIRA, JOSE GABRIAL MACHABO	2,054	Maint/Other Administrative & Service Build			2,054
5. SOMAGUE - SOCIEDADE GESTORA DE	1,800	Maint/Airport Runways			1,800
Total of Above	\$14,305	(58.2% of total awards over \$25,000)			

Prepared by: Washington Headquarters Services
Directorate for Information
Operations and Reports

1/ For cost of operation information, refer to applicable DoD Budget Exhibits.

MAP NO. 69

SAUDI ARABIA



Prepared by: Washington Headquarters Services
Directorate for Information
Operations and Reports

SAUDI ARABIA

FISCAL YEAR 1995

(DOLLARS IN THOUSANDS)

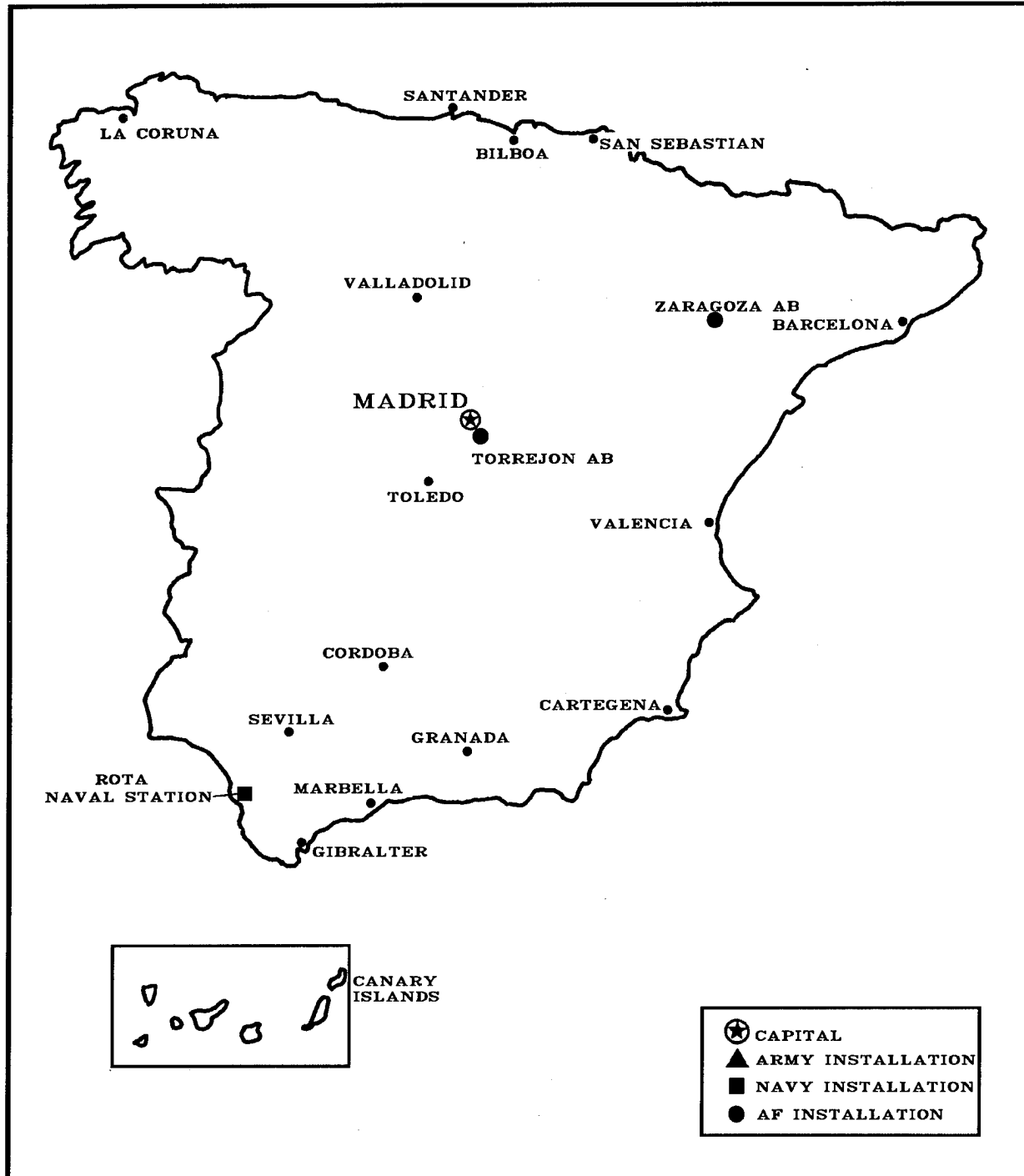
Personnel/Expenditures 1/	Total	Army	Navy & Marine Corps	Air Force	Other Defense Activities
I. Personnel - Total	1,871	1,010	167	494	200
Active Duty Military	1,077	759	133	185	0
Civilian	325	141	4	76	104
Military Dependents	296	71	29	196	0
U.S. Civilian Dependents	173	39	1	37	96
II. Expenditures - Total	\$454,271	\$264,133	\$15,038	\$109,514	\$65,586
A. Payroll Outlays - Total	67,743	29,490	9,022	24,164	5,067
Active Duty Military Pay	36,796	19,894	6,241	10,661	0
Civilian Pay	11,613	4,768	285	1,493	5,067
Reserve & National Guard Pay	0	0	0	0	0
Retired Military Pay	19,334	4,828	2,496	12,010	0
B. Contracts Over \$25,000 - Total	386,528	234,643	6,016	85,350	60,519
Supply and Equipment Contracts	117,975	54,699	39	2,718	60,519
RDT&E Contracts	385	385	0	0	0
Service Contracts	260,334	175,380	5,977	78,977	0
Construction Contracts	7,834	4,179	0	3,655	0
Civil Function Contracts	0	0	0	0	0
C. Grants	0	0	0	0	0
Prime Contracts Over \$25,000 (Prior Three Years)	Total	Army	Navy & Marine Corps	Air Force	Other Defense Activities
Fiscal Year 1994	\$591,008	\$462,148	\$10,117	\$44,325	\$74,418
Fiscal Year 1993	591,436	235,424	13,733	208,785	133,494
Fiscal Year 1992	447,776	76,999	11,744	311,241	47,792
Top Five Contractors Receiving the Largest Dollar Volume of Prime Contract Awards in this Country	Total Amount	Major Area of Work			Amount
		FSC or Service Code Description			
1. FMC CORPORATION	\$63,711	Logistics Support Services			\$63,711
2. ADVANCED ELECTRONIC COMPANY LT	52,421	Radio & TV Comm Equipment, Except Airborne			51,178
3. MOBIL CORPORATION	45,471	Liquid Propellants & Fuel, Petroleum Base			45,471
4. SAUDI OPERATION & MAINTENANCE	31,296	Program Management/Support Services			31,296
5. HALLIBURTON COMPANY	21,050	Logistics Support Services			21,050
Total of Above	\$213,949	(55.4% of total awards over \$25,000)			

Prepared by: Washington Headquarters Services
Directorate for Information
Operations and Reports

1/ For cost of operation information, refer to applicable DoD Budget Exhibits.

MAP NO. 70

SPAIN



Prepared by: Washington Headquarters Services
Directorate for Information
Operations and Reports

SPAIN

FISCAL YEAR 1995

(DOLLARS IN THOUSANDS)

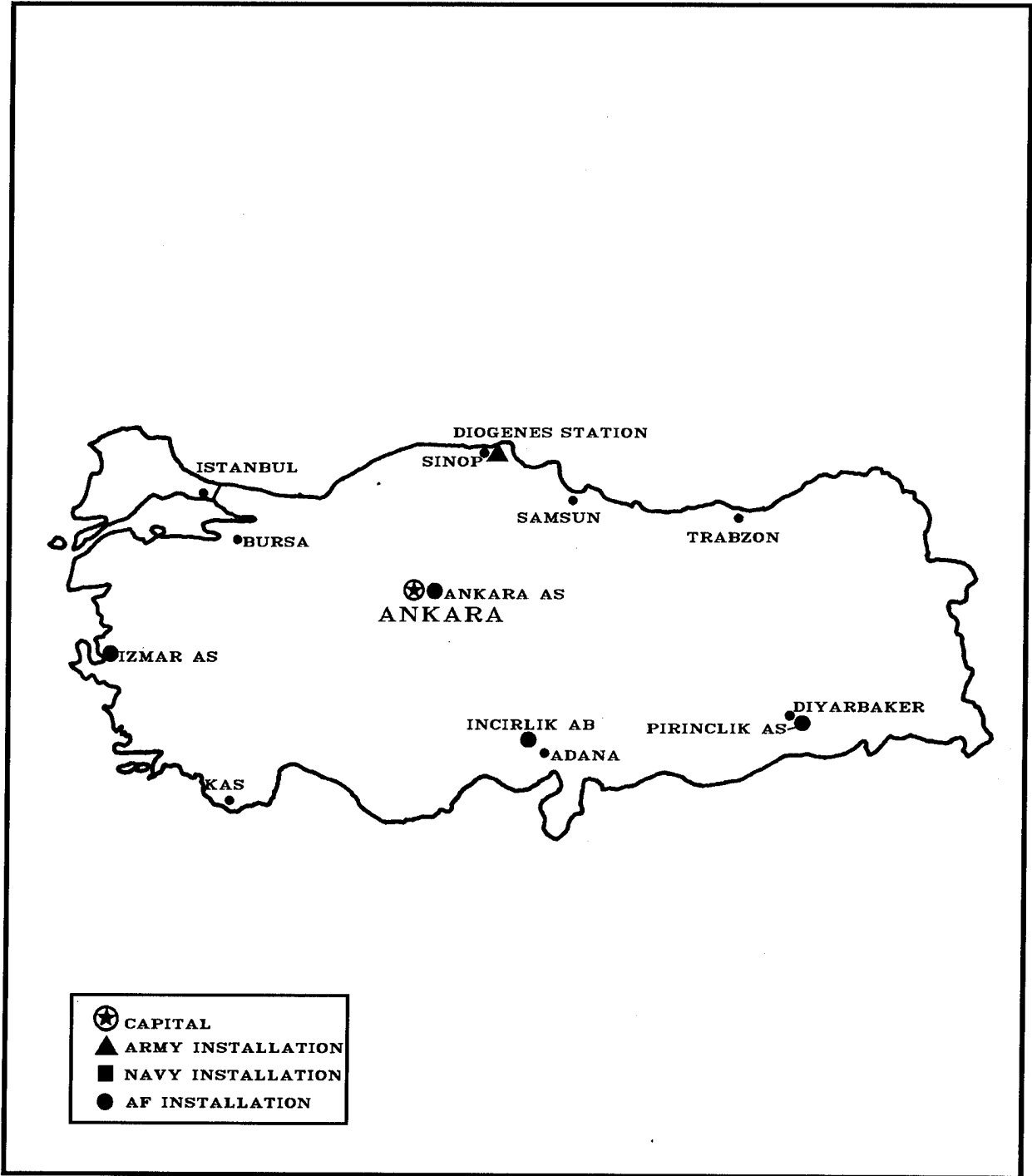
Personnel/Expenditures 1/	Total	Army	Navy & Marine Corps	Air Force	Other Defense Activities
I. Personnel - Total	6,766	32	6,026	444	264
Active Duty Military	2,617	9	2,391	217	0
Civilian	408	7	216	4	181
Military Dependents	3,497	6	3,272	219	0
U.S. Civilian Dependents	244	10	147	4	83
II. Expenditures - Total	\$215,354	\$2,127	\$138,034	\$26,155	\$49,038
A. Payroll Outlays - Total	120,717	1,794	96,573	14,413	7,937
Active Duty Military Pay	92,243	241	84,027	7,975	0
Civilian Pay	16,750	237	8,293	283	7,937
Reserve & National Guard Pay	0	0	0	0	0
Retired Military Pay	11,724	1,316	4,253	6,155	0
B. Contracts Over \$25,000 - Total	94,572	278	41,451	11,742	41,101
Supply and Equipment Contracts	42,171	0	1,638	145	40,388
RDT&E Contracts	0	0	0	0	0
Service Contracts	47,799	278	35,331	11,477	713
Construction Contracts	4,602	0	4,482	120	0
Civil Function Contracts	0	0	0	0	0
C. Grants	65	55	10	0	0
Prime Contracts Over \$25,000 (Prior Three Years)	Total	Army	Navy & Marine Corps	Air Force	Other Defense Activities
Fiscal Year 1994	\$243,830	\$1,670	\$78,167	\$20,458	\$143,535
Fiscal Year 1993	176,189	0	36,139	19,899	120,151
Fiscal Year 1992	99,109	54-	24,611	52,797	21,755
Top Five Contractors Receiving the Largest Dollar Volume of Prime Contract Awards in this Country	Total Amount	Major Area of Work		Amount	
		FSC or Service Code Description			
1. COMPANIA ESPANOLA DE PETROLEOS	\$35,046	Liquid Propellants & Fuel, Petroleum Base		\$34,111	
2. NEWIMAR, S.A.	12,138	Maint/Family Housing Facilities		10,111	
3. PACIFIC ARCHITECTS & ENGI	10,978	Operation/Other Miscellaneous Buildings		10,978	
4. PLANNED SYSTEMS INTERNATIONAL	4,818	Maint & Repair of Eq/Miscellaneous Equipme		4,818	
5. INSTITUTO NACIONAL DE INDUSTRI	4,220	Engineering Technical Services		4,220	
Total of Above	\$67,200	(71.1% of total awards over \$25,000)			

Prepared by: Washington Headquarters Services
Directorate for Information
Operations and Reports

1/ For cost of operation information, refer to applicable DoD Budget Exhibits.

MAP NO. 71

TURKEY



Prepared by: Washington Headquarters Services
Directorate for Information
Operations and Reports

TURKEY

FISCAL YEAR 1995

(DOLLARS IN THOUSANDS)

Personnel/Expenditures 1/	Total	Army	Navy & Marine Corps	Air Force	Other Defense Activities
I. Personnel - Total	6,721	355	52	5,899	415
Active Duty Military	3,111	295	44	2,772	0
Civilian	808	36	0	428	344
Military Dependents	2,644	0	8	2,636	0
U.S. Civilian Dependents	158	24	0	63	71
-----	-----	-----	-----	-----	-----
II. Expenditures - Total	\$340,740	\$16,968	\$2,067	\$297,141	\$24,564
A. Payroll Outlays - Total	134,748	8,960	1,577	111,665	12,546
Active Duty Military Pay	104,156	7,743	1,449	94,964	0
Civilian Pay	27,892	1,217	0	14,129	12,546
Reserve & National Guard Pay	0	0	0	0	0
Retired Military Pay	2,700	0	128	2,572	0
B. Contracts Over \$25,000 - Total	205,992	8,008	490	185,476	12,018
Supply and Equipment Contracts	33,206	91	0	21,463	11,652
RDT&E Contracts	0	0	0	0	0
Service Contracts	166,178	1,665	490	163,657	366
Construction Contracts	6,608	6,252	0	356	0
Civil Function Contracts	0	0	0	0	0
C. Grants	0	0	0	0	0
-----	-----	-----	-----	-----	-----
Prime Contracts Over \$25,000 (Prior Three Years)	Total	Army	Navy & Marine Corps	Air Force	Other Defense Activities
Fiscal Year 1994	\$110,649	\$3,148	\$835	\$91,769	\$14,897
Fiscal Year 1993	135,688	5,950	2,328	60,145	67,265
Fiscal Year 1992	215,099	122	10,901	187,225	16,851
-----	-----	-----	-----	-----	-----
Top Five Contractors Receiving the Largest Dollar Volume of Prime Contract Awards in this Country	Total Amount	Major Area of Work		Amount	
		FSC or Service Code Description			
1. CARLYLE PARTNERS LEVERAGED CAP	\$102,488	Facilities Operations Support Services		\$102,488	
2. ELINPA ELEKTRIK	29,665	Maint/All Other Non-Building Facilities		29,513	
3. GENERAL ELECTRIC COMPANY	17,198	Operation/Electronic & Communication Facil		17,198	
4. PATROL OFISI A S GENEL MUD	10,868	Fuel Oils		10,868	
5. KOLIN CONSTRUCTION COMPANY	5,040	Troop Housing Facilities		5,040	
Total of Above	\$165,259	(80.2% of total awards over \$25,000)			

Prepared by: Washington Headquarters Services
Directorate for Information
Operations and Reports

1/ For cost of operation information, refer to applicable DoD Budget Exhibits.

MAP NO. 72

UNITED KINGDOM



Prepared by: Washington Headquarters Services
Directorate for Information
Operations and Reports

UNITED KINGDOM

FISCAL YEAR 1995

(DOLLARS IN THOUSANDS)

Personnel/Expenditures 1/	Total	Army	Navy & Marine Corps	Air Force	Other Defense Activities
I. Personnel - Total	31,351	791	4,697	24,847	1,016
Active Duty Military	12,131	343	1,805	9,983	0
Civilian	2,322	316	445	672	889
Military Dependents	15,964	66	2,222	13,676	0
U.S. Civilian Dependents	934	66	225	516	127
II. Expenditures - Total	\$1,041,420	\$71,031	\$411,497	\$456,229	\$102,663
A. Payroll Outlays - Total	575,056	23,722	89,320	422,061	39,953
Active Duty Military Pay	438,447	9,019	62,189	367,239	0
Civilian Pay	93,098	10,686	20,142	22,317	39,953
Reserve & National Guard Pay	968	0	968	0	0
Retired Military Pay	42,543	4,017	6,021	32,505	0
B. Contracts Over \$25,000 - Total	464,051	47,106	320,530	33,705	62,710
Supply and Equipment Contracts	236,458	39,707	172,945	19,174	4,632
RDT&E Contracts	37,895	7,075	24,754	1,392	4,674
Service Contracts	189,693	260	122,890	13,139	53,404
Construction Contracts	5	64	59-	0	0
Civil Function Contracts	0	0	0	0	0
C. Grants	2,313	203	1,647	463	0
Prime Contracts Over \$25,000 (Prior Three Years)	Total	Army	Navy & Marine Corps	Air Force	Other Defense Activities
Fiscal Year 1994	\$419,062	\$71,352	\$200,032	\$44,135	\$103,543
Fiscal Year 1993	620,895	156,142	202,157	38,765	223,831
Fiscal Year 1992	576,968	93,116	262,654	116,443	104,755
Top Five Contractors Receiving the Largest Dollar Volume of Prime Contract Awards in this Country	Total Amount	Major Area of Work			Amount
		FSC or Service Code Description			
1. ROLLS-ROYCE PLC	\$199,998	Installation of Eq/Engines, Turbines & Com			\$95,839
2. BOMBARDIER INC	35,316	Aircraft Fixed Wing			35,316
3. MARTIN-BAKER AIRCRAFT CO. LTD.	25,524	Msl Aircraft Accessories and Components			15,839
4. MINISTRY OF DEFENCE	19,326	RDTE/Aircraft-Demo/Valid			8,016
5. LOCKHEED MARTIN CORPORATION	16,084	Maint & Repair of Eq/ADP Equip & Supplies			14,913
Total of Above	\$296,248	(63.8% of total awards over \$25,000)			

Prepared by: Washington Headquarters Services
Directorate for Information
Operations and Reports

1/ For cost of operation information, refer to applicable DoD Budget Exhibits.