

# NAVAL POSTGRADUATE SCHOOL Monterey, California



**Forecasting Future Accessions and Losses  
from the Delayed Entry Program**

by

Paul R. Milch  
Lyn R. Whitaker

March 1996

19960430 079

Approved for public release; distribution is unlimited.

Prepared for: U.S. Army Recruiting Command  
Fort Knox, KY

DTIC QUALITY INSPECTED 1

# DISCLAIMER NOTICE



**THIS DOCUMENT IS BEST QUALITY AVAILABLE. THE COPY FURNISHED TO DTIC CONTAINED A SIGNIFICANT NUMBER OF PAGES WHICH DO NOT REPRODUCE LEGIBLY.**

NAVAL POSTGRADUATE SCHOOL  
MONTEREY, CA 93943-5000

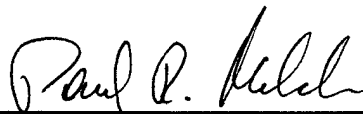
Rear Admiral M. J. Evans  
Superintendent

Richard Elster  
Provost


This report was prepared for and funded by the U.S. Army Recruiting  
Command, Fort Knox, KY 40121.

Reproduction of all or part of this report is authorized.

This report was prepared by:




PAUL R. MILCH  
Professor of Operations Research



LYN R. WHITAKER  
Assoc. Professor of Operations Research

Reviewed by:

Released by:



FRANK PETHO  
Acting Chairman  
Department of Operations Research



GORDON E. SCHACHER  
Dean of Research (Acting)

# REPORT DOCUMENTATION PAGE

*Form Approved*  
**OMB No. 0704-0188**

Public reporting burden for this collection of information is estimated to average 1 hour per response, including the time for reviewing instructions, searching existing data sources, gathering and maintaining the data needed, and completing and reviewing the collection of information. Send comments regarding this burden estimate or any other aspect of this collection of information, including suggestions for reducing this burden, to Washington Headquarters Services, Directorate for Information Operations and Reports, 1215 Jefferson Davis Highway, Suite 1204, Arlington, VA 22202-4302, and to the Office of Management and Budget, Paperwork Reduction Project (0704-0188), Washington, DC 20503.

1. AGENCY USE ONLY ( <i>Leave blank</i> )	2. REPORT DATE <p style="text-align: center;">March 1996</p>	3. REPORT TYPE AND DATES COVERED <p style="text-align: center;">Technical</p>	
4. TITLE AND SUBTITLE Forecasting Future Accessions and Losses from the Delayed Entry Program		5. FUNDING NUMBERS	
6. AUTHOR(S) <p style="text-align: center;">Paul R. Milch and Lyn R. Whitaker</p>			
7. PERFORMING ORGANIZATION NAME(S) AND ADDRESS(ES) <p style="text-align: center;">Naval Postgraduate School Monterey, CA 93943</p>		8. PERFORMING ORGANIZATION REPORT NUMBER <p style="text-align: center;">NPS-OR-96-004</p>	
9. SPONSORING / MONITORING AGENCY NAME(S) AND ADDRESS(ES) <p style="text-align: center;">U.S. Army Recruiting Command Fort Knox, KY 40121-2676</p>		10. SPONSORING / MONITORING AGENCY REPORT NUMBER	
11. SUPPLEMENTARY NOTES			
12a. DISTRIBUTION / AVAILABILITY STATEMENT <p style="text-align: center;">Approved for public release; distribution is unlimited.</p>		12b. DISTRIBUTION CODE	
13. ABSTRACT ( <i>Maximum 200 words</i> ) <p>This research project attempted to forecast monthly accessions and losses from the Army's Delayed Entry Program (DEP) using information about the current length of stay of an individual in the DEP. This required the estimation of the <i>conditional</i> probabilities of an individual becoming an accession/loss from the DEP given his/her current length of stay using historical records. The accuracy of the procedure was tested by forecasting "future" numbers of accessions/losses for several months for which the actual numbers of accessions/losses were available. This entire procedure was carried out separately for each of 22 mission box categories which the U.S. Army Recruiting Command uses to classify entrants to the DEP by gender, education, mental category, and prior service.</p> <p>Results of this forecasting effort were quite good when looking at an entire year, but the <i>monthly</i> forecasting results were off probably due to the fact that the DEP population displays <i>seasonal</i> behavior with respect to accession/loss from the DEP.</p>			
14. SUBJECT TERMS Delayed Entry Program, Accession/Loss		15. NUMBER OF PAGES <p style="text-align: center;">82</p>	
		16. PRICE CODE	
17. SECURITY CLASSIFICATION OF REPORT <p style="text-align: center;">Unclassified</p>	18. SECURITY CLASSIFICATION OF THIS PAGE <p style="text-align: center;">Unclassified</p>	19. SECURITY CLASSIFICATION OF ABSTRACT <p style="text-align: center;">Unclassified</p>	20. LIMITATION OF ABSTRACT <p style="text-align: center;">UL</p>

# Forecasting Future Accessions and Losses from the Delayed Entry Program

*by*

**Paul R. Milch**

*and*

**Lyn R. Whitaker**

## **1. Introduction**

The Delayed Entry Program (DEP) has been the chief vehicle for bringing new recruits into the U.S. Army for more than a decade. As currently operated the DEP signs contracts with potential new recruits to enter the Army within a fixed period of time (one to twelve months) which may differ depending on the characteristics of the potential recruit. Namely, individuals are categorized into twenty-two different "mission boxes" by gender, education, mental ability and prior years of service. Appendix A gives the list of these mission boxes with brief explanation of the codes used.

In each of these twenty-two mission boxes the Army has specific mission requirements for every fiscal year. Although the enlistment contract signed by entrants to the DEP are legally binding obligations, USAREC allows individuals to break their contract and become losses from the DEP. Due to the

unpredictability of individuals' contract behavior, USAREC has often had difficulty meeting its mission requirements in any given mission box category.

## **2. Objective**

Based on the results of earlier analyses by Vales [2], the objective of this project was to discover if future number of accessions and losses from the DEP could be predicted for each mission box with reasonable accuracy knowing the current duration of time in the DEP of each individual currently in the DEP. If these numbers of accessions and losses can be forecasted for several months in advance with reasonable accuracy then USAREC might be able to adjust mission requirements in time and still supply the required number of recruits in each mission box category; and ultimately use such forecasts as inputs to a decision aid patterned after that of Burris [1].

## **3. The Data File**

The data made available by USAREC in ASCII format consist of records of individuals in the DEP from the fiscal years 1988 to 1995. The data include the following in addition to some other variables that are not mentioned here because they were *not* used:

Contract Date – this is the day when the contract was signed;

Projected Active Duty Date (PADD) – this is the day the individual is *scheduled* to enter the Army by contract;

Accession Date – this is the day when the individual actually entered the Army; it is 0 if this has not occurred;

Discharge Date – this is the day when the individual became a loss from the DEP; it is 0 if this has not occurred;

Mission Box Category – this is an integer from 1 to 22 whose meaning is explained in Appendix A.

All dates are given in the YYMMDD format, e.g., 921003 means 3 October 1992.

The data were first processed and sorted to facilitate the computation that was to follow. Since the original ASCII file was huge, almost 19MB large, removing the unessential variables from it was also a goal. The processing also included the computation of the *contracted* DEPlength defined as the number of days between Contract Date and PADD divided by the ratio of 365 to 12, which is the *average* number of days in a month. This gives the number of months the individual is *scheduled* to spend in the DEP by the contract. This number was rounded to the nearest integer and also forced to be between 1 and 12, as the legal length of a contract must be between these two numbers.

A small number of DEPlengths originally calculated to be zero months. Under further investigation it was revealed that in the overwhelming majority of these cases the Contract Date and the PADD were actually identical. There were a total of 529 such records and in all but 23 cases the Accession or Discharge Date was also the same as the Contract Date. It was decided that these 529 records should *not* be included in the analysis on the grounds that these records were not truly DEP records. As such, the computation carried out subsequently excluded these 529 records.

All records were sorted by mission box and contracted DEPlength into  $22 \times 12 = 264$  separate ASCII files. These are named to reveal the relevant mission box and DEPlength. For example, the file named "MB04DL06.DAT" contains all records of mission box 4 (GMB) with contracted DEPlength of 6 months. Table 1 displays the number of records in each file as well as the totals by mission box or by DEPlength. Table 2 shows the percentage of records in each file of the total number of 615,872 records.

**TABLE 1**  
**NUMBER OF DEP RECORDS BY MISSION BOX(MB) AND CONTRACTED DEPLENGTH(DL)**

MB	DL=1	DL=2	DL=3	DL=4	DL=5	DL=6	DL=7	DL=8	DL=9	DL=10	DL=11	DL=12	TOTAL
1	1000	2180	3130	5527	8483	7122	12152	13826	12459	10705	14170	11398	102152
2	56406	42140	31782	25948	15532	7005	5161	3294	1815	1430	1146	4871	196530
3	682	1542	2188	2749	3459	3782	5088	4935	3770	2824	2734	2363	36116
4	39172	23383	14821	8284	4591	1614	994	585	398	375	290	1678	96185
5	5	3	1	4	3	6	4	6	1	1	3	6	43
6	8799	4723	2455	888	296	123	74	42	20	14	13	91	17538
7	2767	1075	729	771	321	76	68	64	75	64	84	219	6313
8	1473	116	21	16	13	15	18	30	27	27	57	51	1864
9	157	362	691	1482	1872	1616	1837	1683	1545	880	721	463	13309
10	12377	9970	8897	7517	5150	2440	1535	1101	637	446	326	1317	51713
11	6	14	41	70	61	15	15	18	6	7	10	9	272
12	8653	5845	3967	2706	1685	512	317	225	93	109	92	494	24698
13	0	0	0	0	0	0	0	0	0	0	1	0	1
14	96	35	60	22	8	1	1	0	2	0	1	4	230
15	49	48	9	5	0	2	5	1	0	1	2	1	123
16	1	0	0	0	0	0	0	0	0	0	0	0	1
17	23488	8251	3679	1968	1430	787	455	260	159	132	110	528	41247
18	2994	1129	499	308	224	157	103	44	33	21	19	149	5680
19	10082	4907	2470	1462	509	168	134	79	69	52	64	228	20224
20	909	102	40	29	20	18	11	12	6	7	9	15	1178
21	146	148	83	22	10	10	3	6	2	1	3	11	445
22	4	2	2	2	0	0	0	0	0	0	0	0	10
TOT	169266	105975	75565	59780	43667	25469	27975	26211	21117	17096	19855	23896	615872

**TABLE 2**  
**PERCENTAGE OF DEP RECORDS BY MISSION BOX(MB) AND CONTRACTED DEPLENGTH(DL)**

MB	DL=1	DL=2	DL=3	DL=4	DL=5	DL=6	DL=7	DL=8	DL=9	DL=10	DL=11	DL=12	TOTAL
1	0.2	0.4	0.5	0.9	1.4	1.2	2.0	2.2	2.0	1.7	2.3	1.9	16.6
2	9.2	6.8	5.2	4.2	2.5	1.1	0.8	0.5	0.3	0.2	0.2	0.8	31.9
3	0.1	0.3	0.4	0.4	0.6	0.6	0.8	0.8	0.6	0.5	0.4	0.4	5.9
4	6.4	3.8	2.4	1.3	0.7	0.3	0.2	0.1	0.1	0.1	0.0	0.3	15.6
5	0.0	0.0	0.0	0.0	0.0	0.0	0.0	0.0	0.0	0.0	0.0	0.0	0.0
6	1.4	0.8	0.4	0.1	0.0	0.0	0.0	0.0	0.0	0.0	0.0	0.0	2.8
7	0.4	0.2	0.1	0.1	0.1	0.0	0.0	0.0	0.0	0.0	0.0	0.0	1.0
8	0.2	0.0	0.0	0.0	0.0	0.0	0.0	0.0	0.0	0.0	0.0	0.0	0.3
9	0.0	0.1	0.1	0.2	0.3	0.3	0.3	0.3	0.3	0.1	0.1	0.1	2.2
10	2.0	1.6	1.4	1.2	0.8	0.4	0.2	0.2	0.1	0.1	0.1	0.2	8.4
11	0.0	0.0	0.0	0.0	0.0	0.0	0.0	0.0	0.0	0.0	0.0	0.0	0.0
12	1.4	0.9	0.6	0.4	0.3	0.1	0.1	0.0	0.0	0.0	0.0	0.1	4.0
13	0.0	0.0	0.0	0.0	0.0	0.0	0.0	0.0	0.0	0.0	0.0	0.0	0.0
14	0.0	0.0	0.0	0.0	0.0	0.0	0.0	0.0	0.0	0.0	0.0	0.0	0.0
15	0.0	0.0	0.0	0.0	0.0	0.0	0.0	0.0	0.0	0.0	0.0	0.0	0.0
16	0.0	0.0	0.0	0.0	0.0	0.0	0.0	0.0	0.0	0.0	0.0	0.0	0.0
17	3.8	1.3	0.6	0.3	0.2	0.1	0.1	0.0	0.0	0.0	0.0	0.1	6.7
18	0.5	0.2	0.1	0.1	0.0	0.0	0.0	0.0	0.0	0.0	0.0	0.0	0.9
19	1.6	0.8	0.4	0.2	0.1	0.0	0.0	0.0	0.0	0.0	0.0	0.0	3.3
20	0.1	0.0	0.0	0.0	0.0	0.0	0.0	0.0	0.0	0.0	0.0	0.0	0.2
21	0.0	0.0	0.0	0.0	0.0	0.0	0.0	0.0	0.0	0.0	0.0	0.0	0.1
22	0.0	0.0	0.0	0.0	0.0	0.0	0.0	0.0	0.0	0.0	0.0	0.0	0.0
TOT	27.5	17.2	12.3	9.7	7.1	4.1	4.5	4.3	3.4	2.8	3.2	3.9	100.0

It was originally expected that the actual number of months spent in the DEP by an individual would conform to the same rules as the contracted DEPlength, i.e. be between 1 and 12 months, even if the actual figures would occasionally be quite different from the contracted DEPlength. Indeed, overall for the large majority of records it is true that the *actual* DEPlength, when measured the same way as the contracted DEPlength, was less than or equal to the contracted DEPlength. The actual DEPlength was measured as the number of days between Contract Date and Accession Date or Discharge Date divided by 365 over 12 (about 30.42) and rounded to the nearest integer. Once the 529 "instant accessions/losses" mentioned above were omitted there remained only a small number of records whose actual DEPlength was less than .5 months and thus rounded to zero. These actual DEPlengths were changed to 1 month. However, at the other end of the scale, a *not* insignificant number of records showed actual DEPlength *beyond* their contracted DEPlength and even well beyond 12 months. As Table 3 shows there are 7373 contracts in the data base which stay in the DEP longer than their originally contracted DEPlength. Most of these (6988 records) occur among records with originally contracted DEPlength of 12 months. In fact, Table 4 shows that nearly 30% of all records with contracted DEPlength of 12 months stay in the DEP longer than that time and among some important mission boxes the percentage is much larger than that. For example, among mission box 2 (GMA) records with contracted DEPlength of 12 months, more than 63% stay in the DEP beyond the 12 month period. It is likely that these contracts are renegotiated during the individual's stay in the DEP, but unfortunately the data do not contain this piece of information. As a further complication, there is a small number (219 to be exact) of records which are still open, but these were not counted among the 7373 records that stay longer than

their original contract. These still-open records were omitted later in the calculation, but the rest of the records with longer than 12 months of actual DEPlength were left uncorrected, taking their DEPlengths of 14, 18, or even 25 months as legitimate. The reason for this was that it was considered important for forecasting purposes to take into account this significant fraction of records that access (or discharge) later (even much later) than their original PADD.

**TABLE 3**  
**NUMBER OF CONTRACTS THAT STAY IN DEP BEYOND THEIR CONTRACTED DEPLENGTH**  
**BY MISSION BOX(MB) AND CONTRACTED DEPLENGTH(DL)**

MB	DL=1	DL=2	DL=3	DL=4	DL=5	DL=6	DL=7	DL=8	DL=9	DL=10	DL=11	DL=12	TOTAL
1	4	1	1	7	13	3	6	9	11	6	7	1005	1073
2	40	18	10	18	14	5	6	7	2	4	6	3091	3221
3	2	0	2	4	3	2	5	6	5	2	6	170	207
4	13	13	7	6	3	4	2	2	1	1	1	1025	1078
5	0	0	0	0	1	0	0	0	0	0	0	0	1
6	2	2	1	1	2	0	1	0	0	1	0	41	51
7	0	0	0	0	0	1	0	0	0	1	0	90	92
8	0	0	0	0	0	0	0	0	0	0	0	3	3
9	3	0	0	0	1	1	0	1	2	1	0	48	57
10	7	9	2	3	7	0	1	4	1	1	0	758	793
11	0	0	0	0	0	0	0	0	0	0	0	0	0
12	1	1	0	2	3	0	1	0	0	0	0	285	293
13	0	0	0	0	0	0	0	0	0	0	0	0	0
14	0	0	0	0	0	0	0	0	0	0	0	3	3
15	0	0	0	0	0	0	0	0	0	0	0	0	0
16	0	0	0	0	0	0	0	0	0	0	0	0	0
17	4	4	2	1	1	0	0	1	0	0	0	252	265
18	0	0	0	1	0	0	0	0	0	0	0	77	78
19	3	3	1	3	2	1	1	1	0	0	0	133	148
20	1	0	0	1	0	0	0	0	0	0	0	3	5
21	0	0	0	0	0	0	0	0	0	0	1	4	5
22	0	0	0	0	0	0	0	0	0	0	0	0	0
<b>TOT</b>	<b>80</b>	<b>51</b>	<b>26</b>	<b>47</b>	<b>50</b>	<b>17</b>	<b>23</b>	<b>31</b>	<b>22</b>	<b>17</b>	<b>21</b>	<b>6988</b>	<b>7373</b>

**TABLE 4**  
**PERCENTAGE OF CONTRACTS THAT STAY IN DEP BEYOND THEIR CONTRACTED DEPLENGTH**  
**BY MISSION BOX(MB) AND CONTRACTED DEPLENGTH(DL)**

MB	DL=1	DL=2	DL=3	DL=4	DL=5	DL=6	DL=7	DL=8	DL=9	DL=10	DL=11	DL=12	TOTAL
1	0.4	0.0	0.0	0.1	0.2	0.0	0.0	0.1	0.1	0.1	0.0	8.8	1.1
2	0.1	0.0	0.0	0.1	0.1	0.1	0.1	0.2	0.1	0.3	0.5	63.5	1.6
3	0.3	0.0	0.1	0.1	0.1	0.1	0.1	0.1	0.1	0.1	0.2	7.2	0.6
4	0.0	0.1	0.0	0.1	0.1	0.2	0.2	0.3	0.3	0.3	0.3	61.1	1.1
5	0.0	0.0	0.0	0.0	33.3	0.0	0.0	0.0	0.0	0.0	0.0	0.0	2.3
6	0.0	0.0	0.0	0.1	0.7	0.0	1.4	0.0	0.0	7.1	0.0	45.1	0.3
7	0.0	0.0	0.0	0.0	0.0	1.3	0.0	0.0	0.0	1.6	0.0	41.1	1.5
8	0.0	0.0	0.0	0.0	0.0	0.0	0.0	0.0	0.0	0.0	0.0	5.9	0.2
9	1.9	0.0	0.0	0.0	0.1	0.1	0.0	0.1	0.1	0.1	0.0	10.4	0.4
10	0.1	0.1	0.0	0.0	0.1	0.0	0.1	0.4	0.2	0.2	0.0	57.6	1.5
11	0.0	0.0	0.0	0.0	0.0	0.0	0.0	0.0	0.0	0.0	0.0	0.0	0.0
12	0.0	0.0	0.0	0.1	0.2	0.0	0.3	0.0	0.0	0.0	0.0	57.7	1.2
13	0.0	0.0	0.0	0.0	0.0	0.0	0.0	0.0	0.0	0.0	0.0	0.0	0.0
14	0.0	0.0	0.0	0.0	0.0	0.0	0.0	0.0	0.0	0.0	0.0	75.0	1.3
15	0.0	0.0	0.0	0.0	0.0	0.0	0.0	0.0	0.0	0.0	0.0	0.0	0.0
16	0.0	0.0	0.0	0.0	0.0	0.0	0.0	0.0	0.0	0.0	0.0	0.0	0.0
17	0.0	0.0	0.1	0.1	0.1	0.0	0.0	0.4	0.0	0.0	0.0	47.7	0.6
18	0.0	0.0	0.0	0.3	0.0	0.0	0.0	0.0	0.0	0.0	0.0	51.7	1.4
19	0.0	0.1	0.0	0.2	0.4	0.6	0.7	1.3	0.0	0.0	0.0	58.3	0.7
20	0.1	0.0	0.0	3.4	0.0	0.0	0.0	0.0	0.0	0.0	0.0	20.0	0.4
21	0.0	0.0	0.0	0.0	0.0	0.0	0.0	0.0	0.0	0.0	33.3	36.4	1.1
22	0.0	0.0	0.0	0.0	0.0	0.0	0.0	0.0	0.0	0.0	0.0	0.0	0.0
TOT	0.0	0.0	0.0	0.1	0.1	0.1	0.1	0.1	0.1	0.1	0.1	29.2	1.2

#### 4. Method of Forecasting Future Accessions and Losses

The idea behind the method of forecasting future accessions and losses as explained in this section is that the length of time already spent in the DEP must be a significant factor in determining how much *more* time an individual will still spend in the DEP, given his/her mission box and contracted DEPlength. That idea suggests the use of *conditional* probabilities of accession or loss given the time already spent in the DEP. This necessitates the introduction of conditional probabilities of accession and loss, as well as the marginal probabilities and "survival" probabilities.

First of all, we consider only records of individuals in the DEP of a single mission box, called MB, and a fixed contracted DEPlength, called DL. We note

that the data were also organized in just such a way that all such records (and no others) are contained in a single data file.

Next we introduce

$T$  = the time actually spent in the DEP by a randomly selected individual with mission box MB and contracted DEPlength DL.

Regarding  $T$  as a random variable we shall introduce its distribution as well. First we note that this individual will eventually either be accessed by the Army or be discharged from the DEP, thereby becoming a loss to the Army. Therefore, we define the events

$A$  = the individual becomes an Accession to the Army eventually; and

$L$  = the individual becomes a Loss to the Army eventually.

Therefore, we must have

$$P(A) + P(L) = 1$$

where  $P(A)$  and  $P(L)$  stand for the probabilities of events  $A$  and  $L$  occurring, respectively.

Next we assume that  $T$  is a discrete random variable with the possible values of 1, 2, 3, ... months. Although the data which include the exact date of accession/discharge would also support an assumption that  $T$  takes values measured in days rather than months, the actual DEPlength, which  $T$  measures, is usually computed from the data in number of months. Therefore, we introduce two probability mass functions (PMFs) for  $T$ :

$f_A(i) = P(T = i \text{ months}, A)$   
= Probability that an individual becomes an accession after spending exactly  $i$  months in the DEP

$f_L(i) = P(T = i \text{ months}, L)$   
= Probability that an individual becomes a loss after spending exactly  $i$  months in the DEP

for  $i = 1, 2, \dots$

We are assuming here that

$$f_A(i) = f_L(i) = 0 \text{ for all } i \neq 1, 2, \dots$$

Note, in particular, that  $f_A(0) = f_L(0) = 0$  is assumed which is in agreement with the fact that records of individuals who access or discharge from the DEP in less than .5 months are excluded from subsequent analysis as was explained in Section 3. At the other end of the scale, we must allow  $i$  to become larger than DL, the contracted DEPlength, or even 12 months due to the fact that many individuals do stay in the DEP as explained in Section 3.

Note that the probabilities of eventual accession and loss are computed as

$$P(A) = \sum_{i=1}^{\infty} f_A(i)$$

and

$$P(L) = \sum_{i=1}^{\infty} f_L(i)$$

respectively.

Next we define the "survivor" probabilities:

$$G_A(j) = P(T > j, A) = \sum_{i=j+1}^{\infty} f_A(i)$$

and

$$G_L(j) = P(T > j, L) = \sum_{i=j+1}^{\infty} f_L(i)$$

for  $j = 0, 1, 2, \dots$

These are, respectively, the probabilities that an individual becomes an accession or loss after spending more than  $j$  months in the DEP. Note that

$$G_A(0) = \sum_{i=1}^{\infty} f_A(i) = P(A)$$

and

$$G_L(0) = \sum_{i=1}^{\infty} f_L(i) = P(L).$$

Now we may define the conditional probability mass functions of  $T$ , given that an individual stays in the DEP more than a fixed amount of time. These are

$$\begin{aligned} q_A(i | j) &= P(T = j+i, A | T > j) \\ &= \text{Conditional probability that an individual who "survived" more than } j \text{ months in the DEP will become an Accession exactly } i \text{ months later (i.e. after exactly } j+i \text{ months in the DEP)} \end{aligned}$$

and

$$\begin{aligned} q_L(i | j) &= P(T = j+i, L | T > j) \\ &= \text{Conditional probability that an individual who "survived" more than } j \text{ months in the DEP will become a Loss exactly } i \text{ months later (i.e. after exactly } j+i \text{ months in the DEP)} \end{aligned}$$

for  $i = 1, 2, \dots$  and  $j = 0, 1, 2, \dots$

Note that we have the relationships:

$$q_A(i | j) = \frac{f_A(j+i)}{G_A(j) + G_L(j)}$$

and

$$q_L(i | j) = \frac{f_L(j+i)}{G_A(j) + G_L(j)}$$

for  $i = 1, 2, \dots$  and  $j = 0, 1, \dots$

The goal here is to establish a method of *estimating*  $q_A(i | j)$  and  $q_L(i | j)$  from a set of *closed* records, i.e. records of individuals who have already become accessions or losses from the DEP, and then using these quantities, to forecast future accessions and losses from a set of *open* records.

The method of estimation is straightforward and uses the empirical proportions rather than a parametric model. This approach is used because

empirical proportions can easily be adjusted over time by using records going back for a fixed period of time in the past and then dropping records as they become older than that fixed period of time. More complicated models require higher maintenance and need refitting and evaluation more frequently. This will be true particularly for DEP loss and accession forecasting because there are substantial changes in certain properties over time.

The following notation is established for a set of closed records of individuals.

Let, for  $i = 1, 2, \dots$

$N_A(i)$  = no. of records of individuals in a set of closed records that become Accessions in exactly  $i$  months, and

$N_L(i)$  = no. of records of individuals in a set of closed records that become Losses in exactly  $i$  months.

Also define, for  $i = 1, 2, \dots$

$N_A = \sum_{i=1}^{\infty} N_A(i)$  = no. of records of individuals who become Accessions eventually; and

$N_L = \sum_{i=1}^{\infty} N_L(i)$  = no. of records of individuals who become Losses eventually.

Finally,

$N = N_A + N_L$  = total number of records of individuals.

Now we estimate  $f_A(i)$  and  $f_L(i)$  as:

$$\hat{f}_A(i) = \frac{N_A(i)}{N} \quad \text{and} \quad \hat{f}_L(i) = \frac{N_L(i)}{N}$$

for  $i = 1, 2, \dots$

Next, we estimate  $G_A(j)$  and  $G_L(j)$  as:

$$\hat{G}_A(j) = \sum_{i=j+1}^{\infty} \hat{f}_A(i) \quad \text{and} \quad \hat{G}_L(j) = \sum_{i=j+1}^{\infty} \hat{f}_L(i)$$

for  $j = 0, 1, \dots$

Finally, we estimate  $q_A(i | j)$  and  $q_L(i | j)$  as:

$$\hat{q}_A(i | j) = \frac{\hat{f}_A(j+i)}{\hat{G}_A(j) + \hat{G}_L(j)} \quad \text{and} \quad \hat{q}_L(i | j) = \frac{\hat{f}_L(j+i)}{\hat{G}_A(j) + \hat{G}_L(j)}$$

for  $i = 1, 2, \dots$  and  $j = 0, 1, \dots$

The method of estimation of the conditional probability mass functions having been established we proceed to the method of forecasting future accessions and losses. For this we consider a set of *open* records of individuals and define the following notation for a given date called "NOW".

Let, for  $j = 0, 1, \dots$

$R(j)$  = no. of open records of individuals who have been in the DEP exactly  $j$  months, as of NOW.

Also, introduce:

$A(i | j)$  = the number of  $R(j)$  records of individuals who have been in the DEP exactly  $j$  months as of NOW and will become Accessions exactly  $i$  months from NOW; and

$L(i | j)$  = the number of  $R(j)$  records of individuals who have been in the DEP exactly  $j$  months as of NOW and will become Losses exactly  $i$  months from NOW,

for  $i = 1, 2, \dots, 12$  and  $j = 0, 1, \dots$

Then forecasts of  $A(i | j)$  and  $L(i | j)$  are given, respectively, by

$$\hat{A}(i | j) = R(j) \hat{q}_A(i | j)$$

and

$$\hat{L}(i|j) = R(j)\hat{q}_L(i|j)$$

for  $i = 1, 2, \dots, 12$  and  $j = 0, 1, \dots$

Finally, if  $A(i)$  and  $L(i)$  denote the total number of Accessions/Losses  $i$  months from NOW, i.e.

$$A(i) = \sum_{j=0}^{\infty} A(i|j) \quad \text{and} \quad L(i) = \sum_{j=0}^{\infty} L(i|j)$$

then these may be forecasted, respectively, as

$$\hat{A}(i) = \sum_{j=0}^{\infty} \hat{A}(i|j) = \sum_{j=0}^{\infty} \hat{q}_A(i|j)R(j)$$

and

$$\hat{L}(i) = \sum_{j=0}^{\infty} \hat{L}(i|j) = \sum_{j=0}^{\infty} \hat{q}_L(i|j)R(j)$$

for  $i = 1, 2, \dots, 12$ .

## 5. Computational Effort

The burden of handling large amounts of data required more sophisticated software than ordinary spreadsheets could provide. The choice made was APL (A Programming Language) \* PLUS III for Windows, Version 1. Programs were written (with plentiful documentation) in this language for forecasting future accessions and losses using the formulas derived at the end of the previous section. The program FORECASTALL is applicable for a current date, labeled "NOW" in the previous section, and one of the twenty-two mission boxes, denoted as "MB". This program then forecasts and displays the number of accessions/losses, for the relevant mission box category, for each of the next twelve months past the date "NOW" by contracted DEPlengths 1 through 12. The display also shows *total* number of accessions/ losses either by months (last row) or by contracted DEPlengths (last column). Note that all the

accessions/losses are forecasted from among those records in the DEP which are open on the date "NOW". One such display is shown in Table 5 for "NOW" date 15 March 1992 and for mission box 1 (SMA).

**TABLE 5**  
**ESTIMATED NUMBER OF ACCESSIONS T MONTHS AFTER 92 3 15**  
**BY CONTRACTED DEPLENGTH FOR MISSION BOX 1**

T=	1M	2M	3M	4M	5M	6M	7M	8M	9M	10M	11M	12M	ALL
DL=12	31	142	643	474	158	98	59	35	24	30	22	27	1745
DL=11	32	258	649	972	617	453	153	28	9	11	1	0	3183
DL=10	12	46	126	302	650	389	22	18	4	4	0	0	1573
DL=9	6	9	24	75	55	116	61	5	0	0	0	0	351
DL=8	2	13	94	542	723	449	49	3	0	0	0	0	1873
DL=7	8	47	209	214	512	306	16	0	0	0	0	0	1312
DL=6	7	20	37	137	100	13	0	0	0	0	0	0	314
DL=5	6	12	132	547	111	0	0	0	0	0	0	0	807
DL=4	10	36	229	250	0	0	0	0	0	0	0	0	525
DL=3	8	25	66	0	0	0	0	0	0	0	0	0	99
DL=2	4	1	0	0	0	0	0	0	0	0	0	0	5
DL=1	0	0	0	1	0	0	0	0	0	0	0	0	1
TOT	126	608	2208	3514	2926	1824	359	88	38	46	23	27	11788
<b>ESTIMATED NUMBER OF LOSSES T MONTHS AFTER 92 3 15</b> <b>BY CONTRACTED DEPLENGTH FOR MISSION BOX 1</b>													
T=	1M	2M	3M	4M	5M	6M	7M	8M	9M	10M	11M	12M	ALL
DL=12	62	87	155	106	40	24	17	14	11	11	8	16	552
DL=11	95	160	235	273	167	111	37	7	3	3	0	0	1091
DL=10	25	41	54	70	124	74	5	4	1	1	0	0	398
DL=9	5	7	10	16	11	18	9	1	0	0	0	0	77
DL=8	22	26	35	89	106	63	7	1	0	0	0	0	350
DL=7	13	19	38	36	72	42	2	0	0	0	0	0	222
DL=6	3	4	7	17	12	2	0	0	0	0	0	0	45
DL=5	5	7	20	52	10	0	0	1	0	0	0	1	96
DL=4	3	8	27	26	0	1	0	0	1	0	0	2	67
DL=3	1	3	6	0	0	0	0	0	0	0	0	0	9
DL=2	2	1	0	0	1	0	0	0	0	0	0	0	4
DL=1	0	0	0	0	0	0	0	0	0	0	0	0	0
TOT	237	360	586	686	544	335	77	27	16	15	8	18	2911

Another program called CHECKALLREC was constructed in the same format to count all *actual* accessions/losses (from among the open records) occurring 1 through 12 months past the date "NOW" by contracted DEPlengths for a given mission box "MB". Care was taken to select dates for "NOW" that are well prior to more than 12 months before the beginning of FY1995 where our data end. This program also displays the number of accessions/losses in the same table format as the forecasts, including totals by months or contracted DEPlengths. An example of such a display is shown in Table 6 for the "NOW" date 15 March 1992 and for mission box 1.

**TABLE 6**  
**ACTUAL NUMBER OF ACCESSIONS T MONTHS AFTER 92 3 15**  
**BY CONTRACTED DEPLENGTH FOR MISSION BOX 1**

T=	1M	2M	3M	4M	5M	6M	7M	8M	9M	10M	11M	12M	ALL
DL=12	3	13	640	637	240	148	39	22	5	8	13	54	1822
DL=11	2	10	356	996	847	647	387	33	5	9	6	0	3298
DL=10	4	4	31	98	561	593	132	21	8	6	1	0	1459
DL=9	2	4	9	63	43	150	64	17	0	0	0	0	352
DL=8	1	8	10	298	775	571	184	17	0	0	0	0	1864
DL=7	1	12	54	230	407	450	94	1	0	0	0	0	1249
DL=6	4	5	29	41	199	24	3	0	0	0	0	0	305
DL=5	2	6	14	330	424	3	0	0	0	0	0	0	779
DL=4	9	5	47	395	55	0	0	0	0	0	0	0	511
DL=3	3	7	51	30	0	0	0	0	0	0	0	0	91
DL=2	5	4	0	0	0	0	0	0	0	0	0	0	9
DL=1	1	0	0	0	0	0	0	0	0	0	0	0	1
TOT	37	78	1241	3118	3551	2586	903	111	18	23	20	54	11740

**ACTUAL NUMBER OF LOSSES T MONTHS AFTER 92 3 15**  
**BY CONTRACTED DEPLENGTH FOR MISSION BOX 1**

T=	1M	2M	3M	4M	5M	6M	7M	8M	9M	10M	11M	12M	ALL
DL=12	66	96	102	71	46	22	18	7	1	7	8	25	469
DL=11	140	138	176	211	154	85	40	13	9	5	1	0	972
DL=10	46	32	30	84	157	111	39	10	2	0	1	0	512
DL=9	5	5	5	18	12	17	9	5	0	0	0	0	76
DL=8	22	30	22	73	116	66	25	5	0	0	0	0	359
DL=7	23	29	23	66	62	64	17	1	0	0	0	0	285
DL=6	6	8	7	12	15	6	0	0	0	0	0	1	55
DL=5	10	10	24	36	44	0	0	0	0	0	0	0	124
DL=4	6	9	16	44	5	0	0	0	0	0	0	0	80
DL=3	2	3	7	6	0	0	0	0	0	0	0	0	18
DL=2	0	0	0	0	0	0	0	0	0	0	0	0	0
DL=1	0	0	0	0	0	0	0	0	0	0	0	0	0
TOT	326	360	412	621	611	371	148	41	12	12	10	26	2950

To facilitate the comparison between the forecasts and the actual accessions/ losses a third program called COMPPCTERR was constructed that simply computes the percent errors in the forecasts according to the formula:

$$PCTERR = 100 \times \frac{\text{Forecast} - \text{Actual}}{\text{Actual}}$$

This program also displays the result in a similar table format, an example of which is provided in Table 7 for the same date and mission box as before. These displays may be a good way to begin the analysis of the results of the forecasting effort. This will be accomplished in the next section.

Finally, another program, called EVALUATE, was created by putting together the previous three programs. All programs, including all subroutines used in the major programs mentioned, are listed in Appendix B. Displays similar to those

shown in Tables 5, 6, and 7 for other dates and mission boxes are shown in Appendix A.

**TABLE 7**  
**PERCENT ERROR IN FORECASTING NUMBER OF ACCESSIONS T MONTHS AFTER 92 3 15**  
**BY CONTRACTED DEPLENGTH FOR MISSION BOX 1**

T=	1M	2M	3M	4M	5M	6M	7M	8M	9M	10M	11M	12M	ALL
DL=12	945	995	1	-26	-34	-34	51	59	385	281	73	-49	-4
DL=11	1520	2479	82	-2	-27	-30	-61	-16	83	23	-89	0	-3
DL=10	209	1041	307	208	16	-34	-83	-16	-47	-28	-100	0	8
DL=9	180	113	162	19	29	-23	-5	-68	0	0	0	0	0
DL=8	104	61	836	82	-7	-21	-73	-84	0	0	0	0	1
DL=7	665	294	286	-7	26	-32	-83	-100	0	0	0	0	5
DL=6	86	290	29	233	-50	-45	-100	0	0	0	0	0	3
DL=5	178	101	841	66	-74	-99	0	0	0	0	0	0	4
DL=4	12	615	386	-37	-99	0	0	0	0	0	0	0	3
DL=3	158	260	29	-100	0	0	0	0	0	0	0	0	8
DL=2	-18	-71	0	0	0	0	0	0	0	0	0	0	-42
DL=1	-100	0	0	0	0	0	0	0	0	0	0	0	-25
TOT	241	680	78	13	-18	-29	-60	-20	109	100	15	-49	0
<b>PERCENT ERROR IN FORECASTING NUMBER OF LOSSES T MONTHS AFTER 92 3 15</b> <b>BY CONTRACTED DEPLENGTH FOR MISSION BOX 1</b>													
T=	1M	2M	3M	4M	5M	6M	7M	8M	9M	10M	11M	12M	ALL
DL=12	-5	-10	52	50	-13	10	-6	94	1016	60	-1	-36	18
DL=11	-32	16	34	30	9	31	-8	-45	-71	-49	-85	0	12
DL=10	-46	27	78	-17	-21	-34	-88	-65	-52	0	-87	0	-22
DL=9	1	37	91	-12	-6	9	4	-83	0	0	0	0	2
DL=8	-1	-14	59	22	-9	-5	-71	-83	0	0	0	0	-3
DL=7	-41	-35	63	-46	17	-35	-87	-100	0	0	0	0	-22
DL=6	-45	-46	-2	44	-22	-74	0	0	0	0	0	-100	-18
DL=5	-52	-34	-18	44	-76	0	0	0	0	0	0	0	-23
DL=4	-57	-12	69	-42	-100	0	0	0	0	0	0	0	-16
DL=3	-49	-15	-16	-100	0	0	0	0	0	0	0	0	-48
DL=2	0	0	0	0	0	0	0	0	0	0	0	0	0
DL=1	0	0	0	0	0	0	0	0	0	0	0	0	0
TOT	-27	0	42	10	-11	-10	-48	-34	35	25	-16	-29	-1

## 6. Results and Analysis

The first striking thing to notice about the data investigated here was the large number of fluctuations encountered in the *number* of open records on a given date over the period FY1988 through FY1994. For example, when open records of mission box 2 (GMA) were counted on the 15th of each month, over that period of time the number of such records ranged between a low of 418 and a high of 14,271 with the average being 6,752 records. Similar fluctuations were observed for the other major mission box categories.

Moving on to the actual forecasts and their accuracies, the tendency was to have reasonably accurate forecasts over the period of an entire year. For example,

forecasting for mission box 1 (SMA) out of a total of 11,770 open records on 15 January 1992, 9,079 were *forecasted* to access and 2,681 to become losses within the next 12 months. The *actual* number of accessions and losses were 9,231 and 2,526 respectively. These results amount to an underestimation of accessions by less than 2% and an overestimation of losses by slightly more than 6%. See Appendix B for all these mission box 1 forecasts for 1992 and 1993.

While these results are not overwhelmingly good, they are quite acceptable. These errors are typical of the errors encountered in general for periods of an entire year:

- (i) accuracy in forecasting accessions were usually better than in forecasting losses, probably due to the higher volume;
- (ii) accessions were usually underestimated, whereas losses were usually overestimated;
- (iii) when the number of open records became larger/smaller the accuracy of the estimation procedure got better/worse, in general.

However, this last point was not universally true. Instead, a seasonal factor seemed to manifest itself as well. Observing the percent errors over an entire year in forecasting accessions/losses among open records on the 15th of every month of 1992 for mission box 1, the errors grew larger for open records in the months of May through September, after which the errors reduced again in October. This phenomenon seemed to appear somewhat independently of when the total number of open records increased or decreased. Thus, for example, on 15 June 1992 there was a large number (14,720) of open records, yet the forecast errors were -7% and 32%, respectively, for accessions and losses; not particularly good for such large volume. In contrast, on 15 October 1992 with only 3,924 open records, the errors were only -1% and 9% for accessions and losses, respectively.

It was this phenomenon among others that suggested that seasonality plays a significant role in the accuracy (or lack thereof) of the forecasts. This point becomes more apparent when looking at forecasts on a monthly basis. Examine, for instance, Table 8 showing the percent errors of forecasting accessions/losses among all open records of mission box 1 on 15 February 1992. Although the percent errors for forecasting accessions/losses for an entire year past that date are remarkably small (0% and 2%, respectively) the errors in month-by-month forecasting fluctuate between -35% and 686% for accessions and between -50% and 195% for losses. These errors occur in spite of the fact that the total number of open records on that date was large, namely 10,599. While the actual number of accessions/losses on a monthly basis was often quite small, the biggest errors *did not* necessarily occur in those places. For that reason seasonal variation seems

**TABLE 8**  
**PERCENT ERROR IN FORECASTING NUMBER OF ACCESSIONS T MONTHS AFTER 92 2 15**  
**BY CONTRACTED DEPLENGTH FOR MISSION BOX 1**

T=	1M	2M	3M	4M	5M	6M	7M	8M	9M	10M	11M	12M	ALL
DL=12	913	777	1019	-4	-29	-30	-34	22	118	380	259	-33	-5
DL=11	0	1404	2320	88	-13	-15	-35	-66	3	43	-14	-100	-4
DL=10	327	212	1029	320	243	11	-37	-83	8	-92	0	0	8
DL=9	0	172	102	178	5	53	-16	-27	-63	0	0	0	-1
DL=8	-9	130	83	840	47	8	-30	-82	0	0	0	0	0
DL=7	77	699	291	266	12	13	-53	-100	0	0	0	0	5
DL=6	38	45	278	41	130	-61	-100	0	0	0	0	0	1
DL=5	-9	139	125	544	3	-100	0	0	0	0	0	0	8
DL=4	33	-33	162	9	-100	0	0	0	0	0	0	0	-5
DL=3	-28	26	-68	0	0	0	0	0	0	0	0	0	-27
DL=2	15	-71	0	0	0	0	0	0	0	0	0	0	-35
DL=1	-73	0	0	0	0	0	0	0	0	0	0	0	-35
TOT	96	198	686	60	7	-5	-36	-65	15	77	142	-35	0

PERCENT ERROR IN FORECASTING NUMBER OF LOSSES T MONTHS AFTER 92 2 15													
BY CONTRACTED DEPLENGTH FOR MISSION BOX 1													
T=	1M	2M	3M	4M	5M	6M	7M	8M	9M	10M	11M	12M	ALL
DL=12	147	-10	-11	48	46	-13	7	-11	105	415	71	-32	19
DL=11	217	-36	13	37	21	21	19	-18	-46	-74	-71	-100	14
DL=10	109	-45	22	73	-8	-25	-39	-87	-67	0	0	0	-21
DL=9	186	2	37	40	-10	3	10	-17	-81	0	0	0	3
DL=8	0	1	-14	36	16	1	-15	-79	-77	0	0	0	1
DL=7	115	-48	-40	42	-33	15	-53	-99	0	0	0	0	-20
DL=6	0	-55	-50	0	45	-36	0	0	0	0	0	-100	-10
DL=5	-24	-73	-46	9	-15	-99	0	0	0	0	0	0	-38
DL=4	94	-8	0	-2	-100	0	0	0	0	0	0	0	76
DL=3	0	0	0	0	0	0	0	0	0	0	0	0	0
DL=2	0	0	0	0	0	0	0	0	0	0	0	0	0
DL=1	0	0	0	0	0	0	0	0	0	0	0	0	0
TOT	195	-31	-1	42	11	-4	-17	-50	-28	54	19	-30	2

to be a better explanation for the large percent errors that occurred in the *monthly* forecasts of accessions/losses.

More specifically, it is quite possible that individuals contracted in the winter quarter behave quite differently from individuals contracted in the spring, summer or fall quarters. Since the estimation and forecasting procedure explained in Section 4 lumps all data together, it is not surprising that when forecasting accessions/losses on a *monthly* basis using general estimates of the conditional probability mass functions from totally aggregate data, the monthly forecasts turn out to be highly inaccurate, sometimes overestimating, other times underestimating the actual accessions/losses, more or less averaging out over the duration of an entire year.

The remedy to this problem is likely to be to segment the data seasonally, e.g. by quarters and estimate conditional probability mass functions separately for each quarter and then use them to forecast for like quarters only. The details of this procedure would have to be worked out more precisely, including the question of whether quarterly or monthly or other seasonality segmentation would serve best the interests of accuracy in forecasting.

Another possibility for improving the accuracy of forecasting is to introduce smoothing of the estimated probabilities. For example, the proportion of DEP losses is highest for the first and last months spent in DEP (Vales [2]) and often very small for the middle months. Thus, data for the middle months can be combined to give pooled estimates of the proportion of losses and accessions for those months. Yet another possibility is to smooth the estimates using a parametric approach such as loglinear modeling rather than the empirical probabilities. Because a parametric model of losses and accessions can change dramatically over time, this approach would need to be done with quite a bit of care.

## REFERENCES

- [1] Burris, B.D., "Missioning with Minimal Delay Entry Program (DEP) Loss," NPS Master's Thesis, September 1993.
- [2] Vales, J.S., "US Army's Delay Entry Program: A Survival Study," NPS Master's Thesis, June 1994.

**APPENDIX A**  
**Mission Box Codes**

- 1 SMA
- 2 GMA
- 3 SMB
- 4 GMB
- 5 SM4
- 6 GM4
- 7 NMA
- 8 NMB
- 9 SFA
- 10 GFA
- 11 SFB
- 12 GFB
- 13 SF4
- 14 GF4
- 15 NFA
- 16 NFB
- 17 MPS
- 18 FPS
- 19 HMA
- 20 HMB
- 21 HFA
- 22 HFB

## APPENDIX B

### ESTIMATED NUMBER OF ACCESSIONS T MONTHS AFTER 92 1 15 BY CONTRACTED DEPLENGTH FOR MISSION BOX 1

T=	1M	2M	3M	4M	5M	6M	7M	8M	9M	10M	11M	12M	ALL
DL=12	28	25	22	144	669	427	148	96	55	33	22	51	1720
DL=11	7	5	30	257	656	936	651	415	153	28	3	0	3139
DL=10	3	4	12	45	131	321	620	389	21	7	0	0	1552
DL=9	6	1	6	9	25	72	57	119	37	0	0	0	332
DL=8	7	3	2	13	91	539	701	188	0	0	0	0	1544
DL=7	18	3	7	47	211	188	135	0	0	0	0	0	609
DL=6	8	3	6	19	23	33	0	0	0	0	0	0	92
DL=5	13	7	5	6	1	0	0	0	0	0	0	0	31
DL=4	19	15	4	3	0	0	0	0	0	0	0	0	40
DL=3	11	3	2	0	0	0	0	0	0	0	0	0	16
DL=2	1	1	0	0	0	0	0	0	0	0	0	0	2
DL=1	0	0	0	1	0	0	0	0	0	0	0	0	1
TOT	120	70	96	541	1807	2515	2311	1208	266	68	25	51	9079

### ESTIMATED NUMBER OF LOSSES T MONTHS AFTER 92 1 15 BY CONTRACTED DEPLENGTH FOR MISSION BOX 1

T=	1M	2M	3M	4M	5M	6M	7M	8M	9M	10M	11M	12M	ALL
DL=12	17	35	59	84	156	96	37	23	15	12	9	27	571
DL=11	25	51	91	158	235	264	173	102	36	7	1	0	1140
DL=10	6	17	25	42	53	75	118	73	4	1	0	0	416
DL=9	3	3	7	8	9	15	11	20	6	0	0	1	82
DL=8	9	18	25	23	33	85	99	26	0	0	0	0	321
DL=7	19	7	6	11	31	27	18	0	0	0	0	0	119
DL=6	2	1	1	3	3	4	0	0	0	0	0	0	14
DL=5	3	1	1	2	0	0	0	0	0	1	0	1	9
DL=4	2	2	0	0	0	0	0	1	0	0	1	2	7
DL=3	1	0	0	0	0	0	0	0	0	0	0	0	2
DL=2	0	1	0	0	0	0	0	0	0	0	0	0	1
DL=1	0	0	0	0	0	0	0	0	0	0	0	0	0
TOT	88	135	216	331	521	565	456	244	61	21	11	32	2681

### ACTUAL NUMBER OF ACCESSIONS T MONTHS AFTER 92 1 15 BY CONTRACTED DEPLENGTH FOR MISSION BOX 1

T=	1M	2M	3M	4M	5M	6M	7M	8M	9M	10M	11M	12M	ALL
DL=12	10	3	3	13	701	604	212	148	45	16	5	51	1811
DL=11	5	0	2	11	364	1028	806	647	390	30	5	0	3288
DL=10	7	1	4	4	32	96	561	593	136	14	0	0	1448
DL=9	14	0	2	4	9	67	39	150	55	2	0	0	342
DL=8	20	4	1	8	10	333	740	393	44	0	0	0	1553
DL=7	30	2	1	12	59	228	256	14	0	0	0	0	602
DL=6	10	3	4	5	29	10	26	0	0	0	0	0	87
DL=5	16	5	3	6	2	0	0	0	0	0	0	0	32
DL=4	14	15	9	3	0	0	1	0	0	0	0	0	42
DL=3	13	6	3	0	0	0	0	0	0	0	0	0	22
DL=2	1	1	1	0	0	0	0	0	0	0	0	0	3
DL=1	1	0	0	0	0	0	0	0	0	0	0	0	1
TOT	141	40	33	66	1206	2366	2641	1945	670	62	10	51	9231

### ACTUAL NUMBER OF LOSSES T MONTHS AFTER 92 1 15 BY CONTRACTED DEPLENGTH FOR MISSION BOX 1

T=	1M	2M	3M	4M	5M	6M	7M	8M	9M	10M	11M	12M	ALL
DL=12	4	14	69	95	108	65	43	22	18	6	1	29	474
DL=11	6	17	144	139	178	210	148	86	39	11	7	1	986
DL=10	7	7	46	33	31	82	157	114	35	8	0	0	520
DL=9	1	1	5	5	7	16	12	18	7	0	0	0	72
DL=8	3	0	22	28	25	72	105	50	7	0	0	0	312
DL=7	2	2	11	19	24	50	17	1	0	0	0	0	126
DL=6	3	0	3	5	3	7	2	0	0	0	0	1	24
DL=5	3	0	3	1	0	1	0	0	0	0	0	0	8
DL=4	2	1	1	0	0	0	0	0	0	0	0	0	4
DL=3	0	0	0	0	0	0	0	0	0	0	0	0	0
DL=2	0	0	0	0	0	0	0	0	0	0	0	0	0
DL=1	0	0	0	0	0	0	0	0	0	0	0	0	0
TOT	31	42	304	325	376	503	484	291	106	25	8	31	2526

**PERCENT ERROR IN FORECASTING NUMBER OF ACCESSIONS T MONTHS AFTER 92 1 15  
BY CONTRACTED DEPLENGTH FOR MISSION BOX 1**

T=	1M	2M	3M	4M	5M	6M	7M	8M	9M	10M	11M	12M	ALL
DL=12	177	737	642	1004	-5	-29	-30	-35	22	109	339	0	-5
DL=11	35	0	1392	2234	80	-9	-19	-36	-61	-6	-48	0	-5
DL=10	-55	269	206	1015	308	234	11	-34	-84	-51	0	0	7
DL=9	-55	0	189	116	175	8	45	-21	-32	-100	0	0	-3
DL=8	-66	-25	114	65	813	62	-5	-52	-100	0	0	0	-1
DL=7	-40	51	618	289	258	-18	-47	-100	0	0	0	0	1
DL=6	-15	-7	47	288	-21	231	-100	0	0	0	0	0	6
DL=5	-21	37	58	-8	-62	0	0	0	0	0	0	0	-4
DL=4	33	-1	-55	-14	0	0	-100	0	0	0	0	0	-5
DL=3	-12	-43	-47	0	0	0	0	0	0	0	0	0	-25
DL=2	-20	14	-100	0	0	0	0	0	0	0	0	0	-35
DL=1	-100	0	0	0	0	0	0	0	0	0	0	0	-25
TOT	-15	74	190	720	50	6	-12	-38	-60	10	146	0	-2

**PERCENT ERROR IN FORECASTING NUMBER OF LOSSES T MONTHS AFTER 92 1 15  
BY CONTRACTED DEPLENGTH FOR MISSION BOX 1**

T=	1M	2M	3M	4M	5M	6M	7M	8M	9M	10M	11M	12M	ALL
DL=12	337	149	-14	-11	45	47	-15	3	-16	99	804	-7	20
DL=11	317	199	-37	13	32	26	17	18	-8	-41	-92	-100	16
DL=10	-10	141	-46	28	72	-8	-25	-36	-88	-82	0	0	-20
DL=9	235	179	38	55	33	-8	-9	9	-18	0	0	0	14
DL=8	214	0	14	-18	34	17	-5	-47	-94	0	0	0	3
DL=7	848	226	-43	-41	30	-46	8	-96	0	0	0	0	-5
DL=6	-48	0	-58	-45	2	-45	-100	0	0	0	0	-100	-44
DL=5	8	0	-83	85	0	-100	0	0	0	0	0	0	18
DL=4	-23	58	-57	0	0	0	0	0	0	0	0	0	74
DL=3	0	0	0	0	0	0	0	0	0	0	0	0	0
DL=2	0	0	0	0	0	0	0	0	0	0	0	0	0
DL=1	0	0	0	0	0	0	0	0	0	0	0	0	0
TOT	185	221	-29	2	39	12	-6	-16	-42	-15	32	3	6

**ESTIMATED NUMBER OF ACCESSIONS T MONTHS AFTER 92 2 15  
BY CONTRACTED DEPLENGTH FOR MISSION BOX 1**

T=	1M	2M	3M	4M	5M	6M	7M	8M	9M	10M	11M	12M	ALL
DL=12	30	26	145	676	436	141	98	57	31	24	29	40	1734
DL=11	7	30	266	683	912	664	421	133	29	7	5	0	3157
DL=10	4	12	45	135	336	621	371	24	15	1	0	0	1563
DL=9	2	5	8	25	73	57	126	49	5	0	0	0	349
DL=8	4	2	15	94	542	757	400	32	0	0	0	0	1846
DL=7	4	8	47	216	260	455	191	0	0	0	0	0	1180
DL=6	4	6	19	41	142	66	0	0	0	0	0	0	278
DL=5	5	5	13	90	249	0	0	0	0	0	0	0	363
DL=4	20	6	13	29	0	0	0	0	0	0	0	0	68
DL=3	4	5	2	0	0	0	0	0	0	0	0	0	11
DL=2	3	1	0	0	0	0	0	0	0	0	0	0	5
DL=1	1	0	0	0	0	0	0	0	0	0	0	0	1
<b>TOT</b>	<b>88</b>	<b>107</b>	<b>574</b>	<b>1989</b>	<b>2949</b>	<b>2760</b>	<b>1607</b>	<b>296</b>	<b>79</b>	<b>32</b>	<b>34</b>	<b>40</b>	<b>10555</b>

**ESTIMATED NUMBER OF LOSSES T MONTHS AFTER 92 2 15  
BY CONTRACTED DEPLENGTH FOR MISSION BOX 1**

T=	1M	2M	3M	4M	5M	6M	7M	8M	9M	10M	11M	12M	ALL
DL=12	37	61	86	158	98	36	24	16	12	10	10	21	569
DL=11	54	92	160	240	259	175	102	32	7	2	1	0	1125
DL=10	15	25	40	54	75	118	70	5	3	0	0	0	406
DL=9	3	5	7	10	15	11	20	7	1	0	0	0	79
DL=8	15	22	26	34	89	110	56	5	0	0	0	0	358
DL=7	11	12	17	37	41	63	26	0	0	0	0	0	207
DL=6	3	3	4	7	17	8	0	0	0	0	0	0	42
DL=5	2	2	4	12	23	0	0	0	1	0	0	1	45
DL=4	2	1	2	3	0	0	1	0	0	1	0	1	11
DL=3	0	0	0	0	0	0	0	0	0	0	0	0	1
DL=2	2	1	0	0	0	0	0	0	0	0	0	0	2
DL=1	0	0	0	0	0	0	0	0	0	0	0	0	1
<b>TOT</b>	<b>145</b>	<b>225</b>	<b>346</b>	<b>555</b>	<b>617</b>	<b>522</b>	<b>299</b>	<b>65</b>	<b>25</b>	<b>14</b>	<b>12</b>	<b>23</b>	<b>2846</b>

**ACTUAL NUMBER OF ACCESSIONS T MONTHS AFTER 92 2 15  
BY CONTRACTED DEPLENGTH FOR MISSION BOX 1**

T=	1M	2M	3M	4M	5M	6M	7M	8M	9M	10M	11M	12M	ALL
DL=12	3	3	13	701	616	200	148	47	14	5	8	60	1818
DL=11	0	2	11	364	1053	781	647	392	28	5	6	2	3291
DL=10	1	4	4	32	98	560	593	139	14	8	0	0	1453
DL=9	0	2	4	9	69	37	150	67	13	0	0	0	351
DL=8	4	1	8	10	369	704	575	179	0	0	0	0	1850
DL=7	2	1	12	59	231	401	405	18	0	0	0	0	1129
DL=6	3	4	5	29	62	172	1	0	0	0	0	0	276
DL=5	6	2	6	14	242	65	0	0	0	0	0	0	335
DL=4	15	9	5	27	16	0	0	0	0	0	0	0	72
DL=3	6	4	5	0	0	0	0	0	0	0	0	0	15
DL=2	3	4	0	0	0	0	0	0	0	0	0	0	7
DL=1	2	0	0	0	0	0	0	0	0	0	0	0	2
<b>TOT</b>	<b>45</b>	<b>36</b>	<b>73</b>	<b>1245</b>	<b>2756</b>	<b>2920</b>	<b>2519</b>	<b>842</b>	<b>69</b>	<b>18</b>	<b>14</b>	<b>62</b>	<b>10599</b>

**ACTUAL NUMBER OF LOSSES T MONTHS AFTER 92 2 15  
BY CONTRACTED DEPLENGTH FOR MISSION BOX 1**

T=	1M	2M	3M	4M	5M	6M	7M	8M	9M	10M	11M	12M	ALL
DL=12	15	68	96	107	67	41	22	18	6	2	6	31	479
DL=11	17	144	142	175	213	145	86	39	13	7	4	1	986
DL=10	7	46	33	31	82	157	114	37	9	0	0	0	516
DL=9	1	5	5	7	17	11	18	9	4	0	0	0	77
DL=8	0	22	30	25	77	109	66	23	2	0	0	0	354
DL=7	5	23	29	26	61	55	55	4	0	0	0	0	258
DL=6	0	6	8	7	12	12	0	0	0	0	0	1	46
DL=5	3	9	7	11	27	16	0	0	0	0	0	0	73
DL=4	1	1	0	3	1	0	0	0	0	0	0	0	6
DL=3	0	0	0	0	0	0	0	0	0	0	0	0	0
DL=2	0	0	0	0	0	0	0	0	0	0	0	0	0
DL=1	0	0	0	0	0	0	0	0	0	0	0	0	0
<b>TOT</b>	<b>49</b>	<b>324</b>	<b>350</b>	<b>392</b>	<b>557</b>	<b>546</b>	<b>361</b>	<b>130</b>	<b>34</b>	<b>9</b>	<b>10</b>	<b>33</b>	<b>2795</b>

**PERCENT ERROR IN FORECASTING NUMBER OF ACCESSIONS T MONTHS AFTER 92 2 15  
BY CONTRACTED DEPLENGTH FOR MISSION BOX 1**

T=	1M	2M	3M	4M	5M	6M	7M	8M	9M	10M	11M	12M	ALL
DL=12	913	777	1019	-4	-29	-30	-34	22	118	380	259	-33	-5
DL=11	0	1404	2320	88	-13	-15	-35	-66	3	43	-14	-100	-4
DL=10	327	212	1029	320	243	11	-37	-83	8	-92	0	0	8
DL=9	0	172	102	178	5	53	-16	-27	-63	0	0	0	-1
DL=8	-9	130	83	840	47	8	-30	-82	0	0	0	0	0
DL=7	77	699	291	266	12	13	-53	-100	0	0	0	0	5
DL=6	38	45	278	41	130	-61	-100	0	0	0	0	0	1
DL=5	-9	139	125	544	3	-100	0	0	0	0	0	0	8
DL=4	33	-33	162	9	-100	0	0	0	0	0	0	0	-5
DL=3	-28	26	-68	0	0	0	0	0	0	0	0	0	-27
DL=2	15	-71	0	0	0	0	0	0	0	0	0	0	-35
DL=1	-73	0	0	0	0	0	0	0	0	0	0	0	-35
TOT	96	198	686	60	7	-5	-36	-65	15	77	142	-35	0

**PERCENT ERROR IN FORECASTING NUMBER OF LOSSES T MONTHS AFTER 92 2 15  
BY CONTRACTED DEPLENGTH FOR MISSION BOX 1**

T=	1M	2M	3M	4M	5M	6M	7M	8M	9M	10M	11M	12M	ALL
DL=12	147	-10	-11	48	46	-13	7	-11	105	415	71	-32	19
DL=11	217	-36	13	37	21	21	19	-18	-46	-74	-71	-100	14
DL=10	109	-45	22	73	-8	-25	-39	-87	-67	0	0	0	-21
DL=9	186	2	37	40	-10	3	10	-17	-81	0	0	0	3
DL=8	0	1	-14	36	16	1	-15	-79	-77	0	0	0	1
DL=7	115	-48	-40	42	-33	15	-53	-99	0	0	0	0	-20
DL=6	0	-55	-50	0	45	-36	0	0	0	0	0	-100	-10
DL=5	-24	-73	-46	9	-15	-99	0	0	0	0	0	0	-38
DL=4	94	8	0	-2	-100	0	0	0	0	0	0	0	76
DL=3	0	0	0	0	0	0	0	0	0	0	0	0	0
DL=2	0	0	0	0	0	0	0	0	0	0	0	0	0
DL=1	0	0	0	0	0	0	0	0	0	0	0	0	0
TOT	195	-31	-1	42	11	-4	-17	-50	-28	54	19	-30	2

**ESTIMATED NUMBER OF ACCESSIONS T MONTHS AFTER 92 3 15  
BY CONTRACTED DEPLENGTH FOR MISSION BOX 1**

T=	1M	2M	3M	4M	5M	6M	7M	8M	9M	10M	11M	12M	ALL
DL=12	31	142	643	474	158	98	59	35	24	30	22	27	1745
DL=11	32	258	649	972	617	453	153	28	9	11	1	0	3183
DL=10	12	46	126	302	650	389	22	18	4	4	0	0	1573
DL=9	6	9	24	75	55	116	61	5	0	0	0	0	351
DL=8	2	13	94	542	723	449	49	3	0	0	0	0	1873
DL=7	8	47	209	214	512	306	16	0	0	0	0	0	1312
DL=6	7	20	37	137	100	13	0	0	0	0	0	0	314
DL=5	6	12	132	547	111	0	0	0	0	0	0	0	807
DL=4	10	36	229	250	0	0	0	0	0	0	0	0	525
DL=3	8	25	66	0	0	0	0	0	0	0	0	0	99
DL=2	4	1	0	0	0	0	0	0	0	0	0	0	5
DL=1	0	0	0	1	0	0	0	0	0	0	0	0	1
TOT	126	608	2208	3514	2926	1824	359	88	38	46	23	27	11788

**ESTIMATED NUMBER OF LOSSES T MONTHS AFTER 92 3 15  
BY CONTRACTED DEPLENGTH FOR MISSION BOX 1**

T=	1M	2M	3M	4M	5M	6M	7M	8M	9M	10M	11M	12M	ALL
DL=12	62	87	155	106	40	24	17	14	11	11	8	16	552
DL=11	95	160	235	273	167	111	37	7	3	3	0	0	1091
DL=10	25	41	54	70	124	74	5	4	1	1	0	0	398
DL=9	5	7	10	16	11	18	9	1	0	0	0	0	77
DL=8	22	26	35	89	106	63	7	1	0	0	0	0	350
DL=7	13	19	38	36	72	42	2	0	0	0	0	0	222
DL=6	3	4	7	17	12	2	0	0	0	0	0	0	45
DL=5	5	7	20	52	10	0	0	1	0	0	0	1	96
DL=4	3	8	27	26	0	1	0	0	1	0	0	2	67
DL=3	1	3	6	0	0	0	0	0	0	0	0	0	9
DL=2	2	1	0	0	1	0	0	0	0	0	0	0	4
DL=1	0	0	0	0	0	0	0	0	0	0	0	0	0
TOT	237	360	586	686	544	335	77	27	16	15	8	18	2911

**ACTUAL NUMBER OF ACCESSIONS T MONTHS AFTER 92 3 15  
BY CONTRACTED DEPLENGTH FOR MISSION BOX 1**

T=	1M	2M	3M	4M	5M	6M	7M	8M	9M	10M	11M	12M	ALL
DL=12	3	13	640	637	240	148	39	22	5	8	13	54	1822
DL=11	2	10	356	996	847	647	387	33	5	9	6	0	3298
DL=10	4	4	31	98	561	593	132	21	8	6	1	0	1459
DL=9	2	4	9	63	43	150	64	17	0	0	0	0	352
DL=8	1	8	10	298	775	571	184	17	0	0	0	0	1864
DL=7	1	12	54	230	407	450	94	1	0	0	0	0	1249
DL=6	4	5	29	41	199	24	3	0	0	0	0	0	305
DL=5	2	6	14	330	424	3	0	0	0	0	0	0	779
DL=4	9	5	47	395	55	0	0	0	0	0	0	0	511
DL=3	3	7	51	30	0	0	0	0	0	0	0	0	91
DL=2	5	4	0	0	0	0	0	0	0	0	0	0	9
DL=1	1	0	0	0	0	0	0	0	0	0	0	0	1
TOT	37	78	1241	3118	3551	2586	903	111	18	23	20	54	11740

**ACTUAL NUMBER OF LOSSES T MONTHS AFTER 92 3 15  
BY CONTRACTED DEPLENGTH FOR MISSION BOX 1**

T=	1M	2M	3M	4M	5M	6M	7M	8M	9M	10M	11M	12M	ALL
DL=12	66	96	102	71	46	22	18	7	1	7	8	25	469
DL=11	140	138	176	211	154	85	40	13	9	5	1	0	972
DL=10	46	32	30	84	157	111	39	10	2	0	1	0	512
DL=9	5	5	5	18	12	17	9	5	0	0	0	0	76
DL=8	22	30	22	73	116	66	25	5	0	0	0	0	359
DL=7	23	29	23	66	62	64	17	1	0	0	0	0	285
DL=6	6	8	7	12	15	6	0	0	0	0	0	1	55
DL=5	10	10	24	36	44	0	0	0	0	0	0	0	124
DL=4	6	9	16	44	5	0	0	0	0	0	0	0	80
DL=3	2	3	7	6	0	0	0	0	0	0	0	0	18
DL=2	0	0	0	0	0	0	0	0	0	0	0	0	0
DL=1	0	0	0	0	0	0	0	0	0	0	0	0	0
TOT	326	360	412	621	611	371	148	41	12	12	10	26	2950

**PERCENT ERROR IN FORECASTING NUMBER OF ACCESSIONS T MONTHS AFTER 92 3 15  
BY CONTRACTED DEPLENGTH FOR MISSION BOX 1**

T=	1M	2M	3M	4M	5M	6M	7M	8M	9M	10M	11M	12M	ALL
DL=12	945	995	1	-26	-34	-34	51	59	385	281	73	-49	-4
DL=11	1520	2479	82	-2	-27	-30	-61	-16	83	23	-89	0	-3
DL=10	209	1041	307	208	16	-34	-83	-16	-47	-28	-100	0	8
DL=9	180	113	162	19	29	-23	-5	-68	0	0	0	0	0
DL=8	104	61	836	82	-7	-21	-73	-84	0	0	0	0	1
DL=7	665	294	286	-7	26	-32	-83	-100	0	0	0	0	5
DL=6	86	290	29	233	-50	-45	-100	0	0	0	0	0	3
DL=5	178	101	841	66	-74	-99	0	0	0	0	0	0	4
DL=4	12	615	386	-37	-99	0	0	0	0	0	0	0	3
DL=3	158	260	29	-100	0	0	0	0	0	0	0	0	8
DL=2	-18	-71	0	0	0	0	0	0	0	0	0	0	-42
DL=1	-100	0	0	0	0	0	0	0	0	0	0	0	-25
TOT	241	680	78	13	-18	-29	-60	-20	109	100	15	-49	0

**PERCENT ERROR IN FORECASTING NUMBER OF LOSSES T MONTHS AFTER 92 3 15  
BY CONTRACTED DEPLENGTH FOR MISSION BOX 1**

T=	1M	2M	3M	4M	5M	6M	7M	8M	9M	10M	11M	12M	ALL
DL=12	-5	-10	52	50	-13	10	-6	94	1016	60	-1	-36	18
DL=11	-32	16	34	30	9	31	-8	-45	-71	-49	-85	0	12
DL=10	-46	27	78	-17	-21	-34	-88	-65	-52	0	-87	0	-22
DL=9	1	37	91	-12	-6	9	4	-83	0	0	0	0	2
DL=8	-1	-14	59	22	-9	-5	-71	-83	0	0	0	0	-3
DL=7	-41	-35	63	-46	17	-35	-87	-100	0	0	0	0	-22
DL=6	-45	-46	-2	44	-22	-74	0	0	0	0	0	-100	-18
DL=5	-52	-34	-18	44	-76	0	0	0	0	0	0	0	-23
DL=4	-57	-12	69	-42	-100	0	0	0	0	0	0	0	-16
DL=3	-49	-15	-16	-100	0	0	0	0	0	0	0	0	-48
DL=2	0	0	0	0	0	0	0	0	0	0	0	0	0
DL=1	0	0	0	0	0	0	0	0	0	0	0	0	0
TOT	-27	0	42	10	-11	-10	-48	-34	35	25	-16	-29	-1

**ESTIMATED NUMBER OF ACCESSIONS T MONTHS AFTER 92 4 15  
BY CONTRACTED DEPLENGTH FOR MISSION BOX 1**

T=	1M	2M	3M	4M	5M	6M	7M	8M	9M	10M	11M	12M	ALL
DL=12	157	680	437	153	100	57	36	25	31	23	14	20	1733
DL=11	287	663	924	640	404	150	28	8	11	1	0	0	3117
DL=10	48	132	320	615	386	23	16	7	14	1	0	0	1561
DL=9	9	26	74	56	122	54	6	2	7	0	0	0	355
DL=8	16	92	545	748	419	49	5	2	0	0	0	0	1876
DL=7	51	210	239	477	308	30	4	0	0	0	0	0	1319
DL=6	22	36	135	104	42	26	0	0	0	0	0	0	366
DL=5	14	131	566	272	143	0	0	0	0	0	0	0	1126
DL=4	38	249	433	76	0	0	0	0	0	0	0	0	796
DL=3	55	271	62	0	0	0	0	0	0	0	0	0	388
DL=2	38	54	0	0	0	0	0	0	0	0	0	0	92
DL=1	1	0	0	0	0	0	0	0	0	0	0	0	1
TOT	736	2543	3736	3142	1925	389	94	43	62	26	14	20	12729

**ESTIMATED NUMBER OF LOSSES T MONTHS AFTER 92 4 15  
BY CONTRACTED DEPLENGTH FOR MISSION BOX 1**

T=	1M	2M	3M	4M	5M	6M	7M	8M	9M	10M	11M	12M	ALL
DL=12	92	162	101	40	26	18	15	12	12	8	6	13	504
DL=11	181	246	267	173	101	36	7	2	3	0	0	0	1016
DL=10	43	55	74	119	73	6	3	2	3	0	0	0	377
DL=9	8	10	16	12	19	8	1	1	1	0	0	1	77
DL=8	27	35	90	109	59	7	1	1	0	0	0	0	329
DL=7	22	38	39	68	42	4	1	0	0	0	0	0	215
DL=6	5	7	17	13	5	3	0	0	0	0	0	0	51
DL=5	9	22	56	28	13	0	1	0	0	0	0	1	131
DL=4	9	32	46	8	1	0	0	1	0	0	0	1	98
DL=3	6	24	6	0	0	0	0	0	0	0	0	0	36
DL=2	22	28	0	0	3	0	0	0	0	0	0	0	52
DL=1	0	0	0	0	0	0	0	0	0	0	0	0	0
TOT	424	659	712	569	343	83	29	18	19	9	6	15	2887

**ACTUAL NUMBER OF ACCESSIONS T MONTHS AFTER 92 4 15  
BY CONTRACTED DEPLENGTH FOR MISSION BOX 1**

T=	1M	2M	3M	4M	5M	6M	7M	8M	9M	10M	11M	12M	ALL
DL=12	13	640	665	212	148	45	16	5	8	13	2	57	1824
DL=11	11	355	1037	806	647	390	30	5	9	6	1	0	3297
DL=10	4	31	98	561	593	136	17	8	10	8	0	0	1466
DL=9	4	9	67	39	150	65	16	0	6	0	0	0	356
DL=8	8	10	333	740	575	184	13	5	0	0	0	0	1868
DL=7	12	54	233	404	452	102	11	1	0	0	0	0	1269
DL=6	5	29	48	192	31	52	2	0	0	0	0	0	359
DL=5	7	13	402	429	201	35	0	0	0	0	0	0	1087
DL=4	5	47	508	215	10	0	0	0	0	0	0	0	785
DL=3	7	85	291	0	0	0	0	0	0	0	0	0	383
DL=2	6	97	28	0	0	0	0	0	0	0	0	0	131
DL=1	0	1	0	0	0	0	0	0	0	0	0	0	1
TOT	82	1371	3710	3598	2807	1009	105	24	33	27	3	57	12826

**ACTUAL NUMBER OF LOSSES T MONTHS AFTER 92 4 15  
BY CONTRACTED DEPLENGTH FOR MISSION BOX 1**

T=	1M	2M	3M	4M	5M	6M	7M	8M	9M	10M	11M	12M	ALL
DL=12	98	100	74	43	22	19	6	1	7	8	2	26	406
DL=11	143	171	217	148	86	39	13	9	5	1	0	0	832
DL=10	33	29	84	157	114	37	9	3	3	3	0	0	472
DL=9	5	5	18	12	18	8	5	2	3	0	0	0	76
DL=8	30	22	75	114	66	25	5	0	0	0	0	0	337
DL=7	29	23	68	60	65	17	3	0	0	0	0	0	265
DL=6	8	7	12	17	9	6	0	0	0	0	0	1	60
DL=5	12	24	45	58	22	7	0	0	1	0	0	0	169
DL=4	11	19	62	15	1	0	0	0	0	0	0	0	108
DL=3	6	17	22	0	0	0	0	0	0	0	0	0	45
DL=2	2	6	5	0	0	0	0	0	0	0	0	0	13
DL=1	0	0	0	0	0	0	0	0	0	0	0	0	0
TOT	377	423	682	624	403	158	41	15	19	12	2	27	2783

**PERCENT ERROR IN FORECASTING NUMBER OF ACCESSIONS T MONTHS AFTER 92 4 15  
BY CONTRACTED DEPLENGTH FOR MISSION BOX 1**

T=	1M	2M	3M	4M	5M	6M	7M	8M	9M	10M	11M	12M	ALL
DL=12	1108	6	-34	-28	-32	27	123	394	284	79	588	-65	-5
DL=11	2509	87	-11	-21	-38	-62	-6	55	22	-79	-100	0	-5
DL=10	1098	325	226	10	-35	-83	-8	-15	39	-85	0	0	6
DL=9	135	185	10	44	-19	-18	-65	0	14	0	0	0	0
DL=8	96	825	64	1	-27	-73	-65	-58	0	0	0	0	0
DL=7	326	289	3	18	-32	-71	-60	-100	0	0	0	0	4
DL=6	347	23	181	-46	36	-49	-100	0	0	0	0	0	2
DL=5	100	905	41	-37	-29	-100	0	0	0	0	0	0	4
DL=4	662	430	-15	-65	-99	0	0	0	0	0	0	0	1
DL=3	680	218	-79	0	0	0	0	0	0	0	0	0	1
DL=2	531	-44	-100	0	0	0	0	0	0	0	0	0	-30
DL=1	0	-100	0	0	0	0	0	0	0	0	0	0	-45
TOT	797	85	1	-13	-31	-61	-10	81	89	-4	358	-65	-1

**PERCENT ERROR IN FORECASTING NUMBER OF LOSSES T MONTHS AFTER 92 4 15  
BY CONTRACTED DEPLENGTH FOR MISSION BOX 1**

T=	1M	2M	3M	4M	5M	6M	7M	8M	9M	10M	11M	12M	ALL
DL=12	-6	62	36	-6	16	-6	146	1099	72	6	185	-51	24
DL=11	26	44	23	17	17	-7	-43	-74	-49	-71	0	0	22
DL=10	30	90	-12	-24	-36	-85	-61	-50	-9	-88	0	0	-20
DL=9	50	98	-9	-1	8	5	-80	-57	-65	0	0	0	1
DL=8	-10	57	19	-4	-11	-71	-78	0	0	0	0	0	-2
DL=7	-23	67	-42	13	-35	-76	-80	0	0	0	0	0	-19
DL=6	-35	3	45	-24	-42	-49	0	0	0	0	0	-100	-15
DL=5	-26	-8	25	-52	-39	-98	0	0	-93	0	0	0	-23
DL=4	-14	69	-26	-49	0	0	0	0	0	0	0	0	-10
DL=3	7	43	-75	0	0	0	0	0	0	0	0	0	-19
DL=2	977	359	-100	0	0	0	0	0	0	0	0	0	302
DL=1	0	0	0	0	0	0	0	0	0	0	0	0	0
TOT	13	56	4	-9	-15	-48	-29	23	-1	-22	194	-44	4

**ESTIMATED NUMBER OF ACCESSIONS T MONTHS AFTER 92 5 15  
BY CONTRACTED DEPLENGTH FOR MISSION BOX 1**

T=	1M	2M	3M	4M	5M	6M	7M	8M	9M	10M	11M	12M	ALL
DL=12	715	487	157	102	61	38	27	32	24	15	9	19	1685
DL=11	825	927	609	438	148	28	8	11	1	1	1	0	2997
DL=10	140	297	648	389	23	16	7	15	4	2	0	0	1541
DL=9	25	75	57	124	54	6	3	15	5	0	0	0	364
DL=8	95	543	745	420	49	5	8	19	0	0	0	0	1884
DL=7	240	236	473	308	31	9	1	0	0	0	0	0	1297
DL=6	38	132	104	44	35	4	0	0	0	0	0	0	358
DL=5	138	563	291	256	26	0	0	0	0	0	0	0	1274
DL=4	280	446	207	42	0	0	0	0	0	0	0	0	975
DL=3	313	113	30	0	0	0	0	0	0	0	0	0	455
DL=2	204	80	0	0	0	0	0	0	0	0	0	0	283
DL=1	28	0	0	13	6	0	0	0	0	0	0	0	47
TOT	3040	3898	3323	2135	434	105	53	91	35	18	9	19	13161

**ESTIMATED NUMBER OF LOSSES T MONTHS AFTER 92 5 15  
BY CONTRACTED DEPLENGTH FOR MISSION BOX 1**

T=	1M	2M	3M	4M	5M	6M	7M	8M	9M	10M	11M	12M	ALL
DL=12	175	112	43	27	20	16	13	13	10	7	5	10	451
DL=11	381	277	173	110	36	8	2	3	0	0	0	0	991
DL=10	59	77	125	80	5	10	2	3	1	0	0	0	369
DL=9	11	16	13	21	9	1	1	3	1	0	0	1	77
DL=8	36	91	111	60	9	1	2	3	0	0	0	0	313
DL=7	49	39	67	42	4	1	0	0	0	0	0	0	203
DL=6	8	17	30	6	4	1	0	0	0	0	0	0	65
DL=5	24	58	31	25	3	0	0	0	0	0	0	1	142
DL=4	36	49	22	5	0	0	1	0	0	0	0	2	116
DL=3	29	10	3	0	0	0	0	0	0	0	0	0	42
DL=2	107	40	0	0	42	0	0	0	0	0	0	0	190
DL=1	23	0	0	0	0	6	0	0	0	0	0	0	29
TOT	937	788	617	376	132	45	22	25	12	7	5	21	2987

**ACTUAL NUMBER OF ACCESSIONS T MONTHS AFTER 92 5 15  
BY CONTRACTED DEPLENGTH FOR MISSION BOX 1**

T=	1M	2M	3M	4M	5M	6M	7M	8M	9M	10M	11M	12M	ALL
DL=12	640	637	240	148	45	16	5	8	13	2	1	61	1816
DL=11	356	996	847	647	390	30	5	9	6	1	1	1	3289
DL=10	31	98	561	593	136	17	8	10	9	2	1	0	1466
DL=9	9	63	43	150	65	16	0	8	10	1	0	0	365
DL=8	10	298	775	571	188	13	5	18	3	0	0	0	1881
DL=7	54	230	407	450	104	12	5	0	0	0	0	0	1262
DL=6	29	41	199	31	55	9	1	0	0	0	0	0	365
DL=5	14	330	501	254	129	1	0	0	0	0	0	0	1229
DL=4	47	483	284	146	1	0	0	0	0	0	0	0	961
DL=3	85	299	74	4	0	0	0	0	0	0	0	0	462
DL=2	154	268	21	0	0	0	0	0	0	0	0	0	443
DL=1	62	8	0	0	0	0	0	0	0	0	0	0	70
TOT	1491	3751	3952	2994	1113	114	29	53	41	6	3	62	13609

**ACTUAL NUMBER OF LOSSES T MONTHS AFTER 92 5 15  
BY CONTRACTED DEPLENGTH FOR MISSION BOX 1**

T=	1M	2M	3M	4M	5M	6M	7M	8M	9M	10M	11M	12M	ALL
DL=12	102	71	46	22	19	6	1	7	8	2	4	25	313
DL=11	176	211	154	85	40	13	9	5	1	0	1	0	695
DL=10	30	84	157	111	40	9	4	3	3	2	0	0	443
DL=9	5	18	12	17	9	6	2	5	2	0	0	0	76
DL=8	23	73	116	66	25	5	3	4	1	0	0	0	316
DL=7	23	66	62	65	18	3	1	0	0	0	0	0	238
DL=6	7	12	17	9	7	5	0	0	0	0	0	1	58
DL=5	24	39	69	31	20	1	0	1	0	0	0	0	185
DL=4	22	63	27	15	2	0	0	0	0	0	0	0	129
DL=3	18	25	7	0	0	0	0	0	0	0	0	0	50
DL=2	13	17	0	0	0	0	0	0	0	0	0	0	30
DL=1	5	1	0	0	0	0	0	0	0	0	0	0	6
TOT	448	680	667	421	180	48	20	25	15	4	5	26	2539

**PERCENT ERROR IN FORECASTING NUMBER OF ACCESSIONS T MONTHS AFTER 92 5 15  
BY CONTRACTED DEPLENGTH FOR MISSION BOX 1**

T=	1M	2M	3M	4M	5M	6M	7M	8M	9M	10M	11M	12M	ALL
DL=12	12	-24	-34	-31	36	137	434	301	88	646	763	-70	-7
DL=11	132	-7	-28	-32	-62	-7	52	20	-76	33	-37	-100	-9
DL=10	352	204	16	-34	-83	-8	-16	45	-54	-8	-100	0	5
DL=9	179	20	33	-17	-17	-65	0	83	-46	-100	0	0	0
DL=8	849	82	-4	-26	-74	-62	55	5	-100	0	0	0	0
DL=7	344	2	16	-32	-70	-27	-86	0	0	0	0	0	3
DL=6	31	221	-48	42	-36	-51	-100	0	0	0	0	0	-2
DL=5	885	71	-42	1	-80	-99	0	0	0	0	0	0	4
DL=4	495	-8	-27	-71	-87	0	0	0	0	0	0	0	2
DL=3	268	-62	-59	-100	0	0	0	0	0	0	0	0	-1
DL=2	32	-70	-100	0	0	0	0	0	0	0	0	0	-36
DL=1	-55	-100	0	0	0	0	0	0	0	0	0	0	-33
TOT	104	4	-16	-29	-61	-8	82	72	-13	202	209	-70	-3

**PERCENT ERROR IN FORECASTING NUMBER OF LOSSES T MONTHS AFTER 92 5 15  
BY CONTRACTED DEPLENGTH FOR MISSION BOX 1**

T=	1M	2M	3M	4M	5M	6M	7M	8M	9M	10M	11M	12M	ALL
DL=12	71	58	-6	23	4	172	1240	88	19	225	21	-58	44
DL=11	117	31	12	30	-9	-42	-72	-47	-57	0	-86	0	43
DL=10	96	-8	-20	-28	-87	10	-58	-3	-69	-78	0	0	-17
DL=9	114	-10	10	22	-2	-78	-50	-39	-58	0	0	0	1
DL=8	58	24	-5	-9	-65	-71	-44	-28	-87	0	0	0	-1
DL=7	113	-40	9	-35	-76	-60	-90	0	0	0	0	0	-14
DL=6	9	44	76	-38	-40	-89	0	0	0	0	0	-100	12
DL=5	1	48	-55	-21	-87	-55	0	-88	0	0	0	0	-23
DL=4	64	-22	-19	-66	-100	0	0	0	0	0	0	0	-10
DL=3	59	-59	-62	0	0	0	0	0	0	0	0	0	-17
DL=2	722	138	0	0	0	0	0	0	0	0	0	0	532
DL=1	353	-100	0	0	0	0	0	0	0	0	0	0	383
TOT	109	16	-7	-11	-27	-6	9	-1	-20	84	1	-17	18

**ESTIMATED NUMBER OF ACCESSIONS T MONTHS AFTER 92 6 15  
BY CONTRACTED DEPLENGTH FOR MISSION BOX 1**

T=	1M	2M	3M	4M	5M	6M	7M	8M	9M	10M	11M	12M	ALL
DL=12	535	176	117	69	44	33	39	27	17	11	10	17	1094
DL=11	1328	664	415	149	28	8	11	1	1	2	0	0	2608
DL=10	362	628	397	24	16	6	14	4	3	1	0	0	1455
DL=9	84	57	128	55	6	3	15	6	1	0	0	0	355
DL=8	612	751	427	47	5	17	67	10	0	0	0	0	1935
DL=7	353	489	293	31	11	11	15	0	0	0	0	0	1203
DL=6	165	90	44	37	8	0	0	0	0	0	0	0	345
DL=5	637	291	260	32	1	0	0	0	0	0	0	0	1221
DL=4	614	215	63	42	0	0	0	0	0	0	0	0	935
DL=3	140	111	23	0	0	0	0	0	0	0	0	0	274
DL=2	168	16	0	0	0	0	0	0	0	0	0	0	185
DL=1	2	0	0	23	11	0	0	0	0	0	0	0	36
<b>TOT</b>	<b>5000</b>	<b>3488</b>	<b>2167</b>	<b>509</b>	<b>130</b>	<b>78</b>	<b>162</b>	<b>49</b>	<b>22</b>	<b>14</b>	<b>10</b>	<b>17</b>	<b>11646</b>

**ESTIMATED NUMBER OF LOSSES T MONTHS AFTER 92 6 15  
BY CONTRACTED DEPLENGTH FOR MISSION BOX 1**

T=	1M	2M	3M	4M	5M	6M	7M	8M	9M	10M	11M	12M	ALL
DL=12	120	45	30	23	20	16	16	11	8	7	4	9	309
DL=11	507	187	105	36	8	3	3	1	0	0	0	0	850
DL=10	85	147	75	30	4	26	3	1	1	0	0	25	396
DL=9	20	12	23	10	1	1	2	2	0	0	0	1	75
DL=8	102	113	66	10	5	4	10	1	0	0	0	0	311
DL=7	133	70	40	5	2	2	2	0	0	0	0	0	253
DL=6	21	11	11	4	1	0	0	0	0	0	0	0	48
DL=5	79	37	25	13	1	0	5	0	0	0	0	10	169
DL=4	56	24	8	0	0	1	0	0	0	0	0	39	128
DL=3	14	10	2	0	0	0	0	0	0	0	0	0	26
DL=2	72	7	0	0	179	0	0	0	0	0	0	0	258
DL=1	2	0	0	0	0	11	0	0	0	0	0	0	13
<b>TOT</b>	<b>1211</b>	<b>663</b>	<b>384</b>	<b>131</b>	<b>220</b>	<b>64</b>	<b>41</b>	<b>16</b>	<b>10</b>	<b>7</b>	<b>4</b>	<b>85</b>	<b>2836</b>

**ACTUAL NUMBER OF ACCESSIONS T MONTHS AFTER 92 6 15  
BY CONTRACTED DEPLENGTH FOR MISSION BOX 1**

T=	1M	2M	3M	4M	5M	6M	7M	8M	9M	10M	11M	12M	ALL
DL=12	665	212	148	45	16	5	8	14	2	2	1	65	1183
DL=11	1037	806	647	390	30	5	9	6	1	2	1	0	2934
DL=10	98	561	593	136	17	8	10	9	2	3	0	0	1437
DL=9	67	39	150	65	16	0	8	10	4	0	0	0	359
DL=8	333	740	575	184	13	5	57	35	0	0	0	0	1942
DL=7	233	404	452	102	12	5	22	3	0	0	0	0	1233
DL=6	48	192	31	55	10	5	0	0	0	0	0	0	341
DL=5	402	429	256	132	6	0	0	0	0	0	0	0	1225
DL=4	508	259	165	17	1	0	0	0	0	0	0	0	950
DL=3	301	106	78	3	0	0	0	0	0	0	0	0	488
DL=2	302	119	0	0	0	0	0	0	0	0	0	0	421
DL=1	45	1	0	0	0	0	0	0	0	0	0	0	46
<b>TOT</b>	<b>4039</b>	<b>3868</b>	<b>3095</b>	<b>1129</b>	<b>121</b>	<b>33</b>	<b>114</b>	<b>77</b>	<b>9</b>	<b>7</b>	<b>2</b>	<b>65</b>	<b>12559</b>

**ACTUAL NUMBER OF LOSSES T MONTHS AFTER 92 6 15  
BY CONTRACTED DEPLENGTH FOR MISSION BOX 1**

T=	1M	2M	3M	4M	5M	6M	7M	8M	9M	10M	11M	12M	ALL
DL=12	74	43	22	19	6	1	7	8	2	4	8	19	213
DL=11	217	148	86	39	13	9	5	1	0	1	1	0	520
DL=10	84	157	114	37	9	4	3	3	2	0	0	0	413
DL=9	18	12	18	8	6	2	5	2	0	0	0	0	71
DL=8	75	114	66	25	5	7	7	5	0	0	0	0	304
DL=7	68	60	66	17	3	1	8	0	0	0	0	0	223
DL=6	12	17	9	8	5	0	0	0	0	0	0	1	52
DL=5	46	62	32	20	2	0	1	0	0	0	0	0	163
DL=4	64	26	19	3	0	0	0	0	0	0	0	0	112
DL=3	27	11	9	2	0	0	0	0	0	0	0	0	49
DL=2	20	2	0	0	0	0	0	0	0	0	0	0	22
DL=1	3	0	0	0	0	0	0	0	0	0	0	0	3
<b>TOT</b>	<b>708</b>	<b>652</b>	<b>441</b>	<b>178</b>	<b>49</b>	<b>24</b>	<b>36</b>	<b>19</b>	<b>4</b>	<b>5</b>	<b>9</b>	<b>20</b>	<b>2145</b>

**PERCENT ERROR IN FORECASTING NUMBER OF ACCESSIONS T MONTHS AFTER 92 6 15  
BY CONTRACTED DEPLENGTH FOR MISSION BOX 1**

T=	1M	2M	3M	4M	5M	6M	7M	8M	9M	10M	11M	12M	ALL
DL=12	-20	-17	-21	54	173	551	382	94	758	461	920	-74	-8
DL=11	28	-18	-36	-62	-7	52	20	-76	48	-6	-100	0	-11
DL=10	269	12	-33	-83	-5	-24	45	-52	31	-80	0	0	1
DL=9	25	47	-15	-16	-65	0	93	-37	-83	0	0	0	-1
DL=8	84	1	-26	-74	-61	233	18	-72	0	0	0	0	0
DL=7	51	21	-35	-70	-9	123	-31	-100	0	0	0	0	-2
DL=6	244	-53	43	-32	-19	-100	0	0	0	0	0	0	1
DL=5	58	-32	2	-76	-87	0	0	0	0	0	0	0	0
DL=4	21	-17	-62	148	-82	0	0	0	0	0	0	0	-2
DL=3	-53	4	-71	-100	0	0	0	0	0	0	0	0	-44
DL=2	-44	-86	0	0	0	0	0	0	0	0	0	0	-56
DL=1	-95	-100	0	0	0	0	0	0	0	0	0	0	-21
TOT	24	-10	-30	-55	7	135	42	-36	144	96	410	-74	-7

**PERCENT ERROR IN FORECASTING NUMBER OF LOSSES T MONTHS AFTER 92 6 15  
BY CONTRACTED DEPLENGTH FOR MISSION BOX 1**

T=	1M	2M	3M	4M	5M	6M	7M	8M	9M	10M	11M	12M	ALL
DL=12	62	5	35	19	232	1508	132	38	314	68	-47	-52	45
DL=11	134	26	23	-7	-42	-71	-46	-48	0	-58	-100	0	64
DL=10	2	-7	-34	-20	-58	547	-1	-68	-71	0	0	0	-4
DL=9	13	0	29	29	-77	-46	-50	17	0	0	0	0	6
DL=8	36	-1	-1	-61	3	-48	39	-70	0	0	0	0	2
DL=7	95	17	-39	-72	-43	68	-74	0	0	0	0	0	14
DL=6	75	-33	19	-44	-81	0	0	0	0	0	0	-100	-7
DL=5	72	-41	-23	-37	-71	0	381	0	0	0	0	0	4
DL=4	-13	-10	-60	-89	0	0	0	0	0	0	0	0	14
DL=3	-48	-7	-77	-100	0	0	0	0	0	0	0	0	-46
DL=2	261	248	0	0	0	0	0	0	0	0	0	0	1075
DL=1	-50	0	0	0	0	0	0	0	0	0	0	0	326
TOT	71	2	-13	-26	349	165	14	-13	138	47	-50	323	32

**ESTIMATED NUMBER OF ACCESSIONS T MONTHS AFTER 92 7 15  
BY CONTRACTED DEPLENGTH FOR MISSION BOX 1**

T=	1M	2M	3M	4M	5M	6M	7M	8M	9M	10M	11M	12M	ALL
DL=12	184	109	63	41	27	33	26	15	10	13	24	11	556
DL=11	1084	436	157	29	7	11	1	2	3	12	1	0	1744
DL=10	740	399	24	15	7	14	4	3	1	0	0	0	1207
DL=9	63	127	58	6	3	15	7	1	0	0	0	0	280
DL=8	868	424	50	5	17	68	12	0	0	0	0	0	1445
DL=7	592	309	31	10	13	24	6	0	0	0	0	0	985
DL=6	114	45	37	9	1	3	0	0	0	0	0	0	207
DL=5	358	259	35	1	0	0	0	0	0	0	0	0	653
DL=4	338	73	26	3	0	0	0	0	0	0	0	0	475
DL=3	129	44	3	0	0	0	0	0	0	0	0	0	176
DL=2	24	6	0	0	0	0	0	0	0	0	0	0	30
DL=1	1	0	0	2	1	0	0	0	0	0	0	0	4
TOT	4495	2231	484	156	76	168	57	20	14	25	26	11	7762

**ESTIMATED NUMBER OF LOSSES T MONTHS AFTER 92 7 15  
BY CONTRACTED DEPLENGTH FOR MISSION BOX 1**

T=	1M	2M	3M	4M	5M	6M	7M	8M	9M	10M	11M	12M	ALL
DL=12	46	26	18	15	13	12	10	7	6	6	6	6	170
DL=11	364	105	36	7	2	3	1	1	2	3	0	0	525
DL=10	148	132	6	59	2	58	1	1	0	0	0	56	462
DL=9	19	21	15	4	1	2	1	3	0	0	0	3	69
DL=8	152	109	82	27	53	10	2	0	0	0	0	0	434
DL=7	138	43	5	2	2	3	1	0	0	0	0	0	194
DL=6	14	6	115	1	0	0	0	0	0	0	0	0	137
DL=5	126	85	3	61	0	0	31	0	0	0	0	61	368
DL=4	26	9	3	0	1	0	0	0	0	0	0	35	74
DL=3	12	4	0	0	0	0	0	0	0	0	0	0	16
DL=2	8	2	0	0	104	0	0	0	0	0	0	0	114
DL=1	0	0	0	0	0	1	0	0	0	0	0	0	2
TOT	1052	542	283	177	178	91	47	12	8	9	6	161	2565

**ACTUAL NUMBER OF ACCESSIONS T MONTHS AFTER 92 7 15  
BY CONTRACTED DEPLENGTH FOR MISSION BOX 1**

T=	1M	2M	3M	4M	5M	6M	7M	8M	9M	10M	11M	12M	ALL
DL=12	240	148	45	16	5	8	14	2	1	2	34	55	570
DL=11	847	647	390	30	5	9	6	1	2	1	12	1	1951
DL=10	561	593	136	17	8	10	9	2	3	0	0	0	1339
DL=9	43	150	65	16	0	8	10	4	0	0	0	0	296
DL=8	775	571	188	13	5	57	37	0	0	0	0	0	1646
DL=7	407	450	104	12	5	24	19	0	0	0	0	0	1021
DL=6	199	31	55	10	5	3	1	0	0	0	0	0	304
DL=5	501	254	134	6	0	0	0	0	0	0	0	0	895
DL=4	284	165	35	13	0	0	0	0	0	0	0	0	497
DL=3	108	82	24	0	0	0	0	0	0	0	0	0	214
DL=2	127	13	2	0	0	0	0	0	0	0	0	0	142
DL=1	6	0	0	0	0	0	0	0	0	0	0	0	6
TOT	4098	3104	1178	133	33	119	96	9	6	3	46	56	8881

**ACTUAL NUMBER OF LOSSES T MONTHS AFTER 92 7 15  
BY CONTRACTED DEPLENGTH FOR MISSION BOX 1**

T=	1M	2M	3M	4M	5M	6M	7M	8M	9M	10M	11M	12M	ALL
DL=12	46	22	19	6	1	7	8	2	4	8	12	14	149
DL=11	154	85	40	13	9	5	1	0	2	5	2	0	316
DL=10	157	111	40	9	4	3	3	2	0	0	0	0	329
DL=9	12	17	9	6	2	5	2	0	0	0	0	0	53
DL=8	116	66	25	5	8	7	5	1	0	0	0	0	233
DL=7	62	65	18	3	1	8	0	1	0	0	0	0	158
DL=6	17	9	8	5	0	0	0	0	0	0	0	1	40
DL=5	69	32	20	2	0	1	0	0	0	0	0	0	124
DL=4	27	19	4	1	0	0	0	0	0	0	0	0	51
DL=3	12	10	4	0	0	0	0	0	0	0	0	0	26
DL=2	2	0	0	0	0	0	0	0	0	0	0	0	2
DL=1	0	0	0	0	0	0	0	0	0	0	0	0	0
TOT	674	436	187	50	25	36	19	6	6	13	14	15	1481

**PERCENT ERROR IN FORECASTING NUMBER OF ACCESSIONS T MONTHS AFTER 92 7 15  
BY CONTRACTED DEPLENGTH FOR MISSION BOX 1**

T=	1M	2M	3M	4M	5M	6M	7M	8M	9M	10M	11M	12M	ALL
DL=12	-23	-26	40	154	441	307	87	670	873	570	-28	-81	-2
DL=11	28	-33	-60	-3	42	24	-76	51	61	1077	-89	-100	-11
DL=10	32	-33	-83	-10	-17	44	-52	30	-80	0	0	0	-10
DL=9	48	-15	-11	-64	0	87	-31	-83	0	0	0	0	-5
DL=8	12	-26	-73	-61	239	19	-66	0	0	0	0	0	-12
DL=7	45	-31	-70	-14	164	0	-70	0	0	0	0	0	-4
DL=6	-43	44	-33	-11	-89	-3	-100	0	0	0	0	0	-32
DL=5	-28	2	-74	-87	0	0	0	0	0	0	0	0	-27
DL=4	19	-56	-25	189	0	0	0	0	0	0	0	0	-4
DL=3	19	-46	-87	0	0	0	0	0	0	0	0	0	-18
DL=2	-81	-54	-100	0	0	0	0	0	0	0	0	0	-79
DL=1	-89	0	0	0	0	0	0	0	0	0	0	0	-27
TOT	10	-28	-59	17	131	41	-40	124	126	739	-44	-81	-13

**PERCENT ERROR IN FORECASTING NUMBER OF LOSSES T MONTHS AFTER 92 7 15  
BY CONTRACTED DEPLENGTH FOR MISSION BOX 1**

T=	1M	2M	3M	4M	5M	6M	7M	8M	9M	10M	11M	12M	ALL
DL=12	-1	19	-7	144	1200	75	27	254	58	-29	-53	-57	14
DL=11	137	24	-9	-43	-73	-43	9	0	-24	-48	-86	0	66
DL=10	-6	19	-86	557	-54	1849	-66	-70	0	0	0	0	41
DL=9	56	21	61	-31	-38	-52	-46	0	0	0	0	0	30
DL=8	31	66	227	437	557	40	-63	-97	0	0	0	0	86
DL=7	122	-34	-72	-38	116	-58	0	-100	0	0	0	0	23
DL=6	-16	-35	1343	-78	0	0	0	0	0	0	0	-100	242
DL=5	83	167	-83	2964	0	-90	0	0	0	0	0	0	197
DL=4	-5	-52	-31	-76	0	0	0	0	0	0	0	0	45
DL=3	-2	-61	-93	0	0	0	0	0	0	0	0	0	-39
DL=2	306	0	0	0	0	0	0	0	0	0	0	0	5605
DL=1	0	0	0	0	0	0	0	0	0	0	0	0	0
TOT	56	24	51	253	614	152	145	97	34	-34	-58	975	73

**ESTIMATED NUMBER OF ACCESSIONS T MONTHS AFTER 92 8 15  
BY CONTRACTED DEPLENGTH FOR MISSION BOX 1**

T=	1M	2M	3M	4M	5M	6M	7M	8M	9M	10M	11M	12M	ALL
DL=12	111	56	30	23	27	21	15	10	11	28	25	15	373
DL=11	764	144	30	7	11	2	2	3	22	96	46	0	1127
DL=10	454	24	16	6	15	4	3	1	7	22	0	0	551
DL=9	146	56	8	3	16	6	1	0	0	0	0	0	236
DL=8	496	48	5	17	69	13	0	0	0	0	0	0	648
DL=7	448	32	10	13	25	8	1	0	0	0	0	0	536
DL=6	51	36	8	2	12	8	0	0	0	0	0	0	118
DL=5	289	32	1	3	3	0	0	0	0	0	0	0	329
DL=4	136	27	4	20	0	0	0	0	0	0	0	20	208
DL=3	52	16	1	0	0	0	0	0	0	0	0	0	69
DL=2	10	1	0	0	0	0	0	0	0	0	0	0	11
DL=1	0	0	0	0	0	0	0	0	0	0	0	0	0
<b>TOT</b>	<b>2957</b>	<b>473</b>	<b>114</b>	<b>94</b>	<b>178</b>	<b>62</b>	<b>21</b>	<b>15</b>	<b>40</b>	<b>145</b>	<b>72</b>	<b>35</b>	<b>4204</b>

**ESTIMATED NUMBER OF LOSSES T MONTHS AFTER 92 8 15  
BY CONTRACTED DEPLENGTH FOR MISSION BOX 1**

T=	1M	2M	3M	4M	5M	6M	7M	8M	9M	10M	11M	12M	ALL
DL=12	25	14	10	9	10	8	7	6	6	7	5	6	112
DL=11	241	32	7	3	3	3	6	8	13	22	10	0	348
DL=10	87	87	4	83	4	83	1	1	2	4	0	82	437
DL=9	29	9	7	4	3	1	0	3	1	0	0	3	58
DL=8	96	63	84	31	64	2	0	0	0	0	0	0	340
DL=7	164	5	2	2	3	1	0	0	0	0	0	0	178
DL=6	7	5	17	0	2	1	0	0	0	0	0	0	32
DL=5	56	23	0	20	0	0	10	0	0	0	0	20	129
DL=4	8	3	0	1	0	0	0	0	0	0	0	20	32
DL=3	5	1	0	0	0	0	0	0	0	0	0	0	6
DL=2	3	0	0	0	7	0	0	0	0	0	0	0	10
DL=1	0	0	0	0	0	0	0	0	0	0	0	0	0
<b>TOT</b>	<b>721</b>	<b>243</b>	<b>132</b>	<b>153</b>	<b>96</b>	<b>98</b>	<b>24</b>	<b>18</b>	<b>21</b>	<b>34</b>	<b>15</b>	<b>130</b>	<b>1684</b>

**ACTUAL NUMBER OF ACCESSIONS T MONTHS AFTER 92 8 15  
BY CONTRACTED DEPLENGTH FOR MISSION BOX 1**

T=	1M	2M	3M	4M	5M	6M	7M	8M	9M	10M	11M	12M	ALL
DL=12	148	45	16	5	5	14	2	2	1	37	44	48	370
DL=11	647	390	30	5	10	5	1	2	1	20	147	7	1265
DL=10	593	136	17	8	12	7	2	3	0	20	7	0	805
DL=9	150	65	16	0	10	8	4	0	0	0	0	0	253
DL=8	575	184	13	5	61	33	0	0	0	0	0	0	871
DL=7	452	102	12	5	26	19	1	0	0	0	0	0	617
DL=6	31	55	10	5	4	19	0	0	0	0	0	0	124
DL=5	256	132	6	0	3	3	0	0	0	0	0	0	400
DL=4	165	35	14	0	0	0	0	0	0	0	0	0	214
DL=3	82	32	4	0	0	0	0	0	0	0	0	0	118
DL=2	14	6	0	0	0	0	0	0	0	0	0	0	20
DL=1	0	0	0	0	0	0	0	0	0	0	0	0	0
<b>TOT</b>	<b>3113</b>	<b>1182</b>	<b>138</b>	<b>33</b>	<b>134</b>	<b>108</b>	<b>10</b>	<b>7</b>	<b>2</b>	<b>77</b>	<b>198</b>	<b>55</b>	<b>5057</b>

**ACTUAL NUMBER OF LOSSES T MONTHS AFTER 92 8 15  
BY CONTRACTED DEPLENGTH FOR MISSION BOX 1**

T=	1M	2M	3M	4M	5M	6M	7M	8M	9M	10M	11M	12M	ALL
DL=12	22	19	6	1	7	8	2	4	8	13	8	10	108
DL=11	86	39	13	9	5	2	0	5	6	20	20	1	206
DL=10	114	37	9	4	3	3	3	2	3	3	1	0	182
DL=9	18	8	6	2	5	2	0	0	0	0	0	0	41
DL=8	66	25	5	8	7	5	1	0	0	0	0	0	117
DL=7	66	17	3	1	8	1	1	0	0	0	0	0	97
DL=6	9	8	5	0	1	2	0	0	0	0	1	0	26
DL=5	32	20	2	1	1	0	0	0	0	0	0	0	56
DL=4	19	5	1	0	0	0	0	0	0	0	0	0	25
DL=3	10	10	0	0	0	0	0	0	0	0	0	0	20
DL=2	0	1	0	0	0	0	0	0	0	0	0	0	1
DL=1	0	0	0	0	0	0	0	0	0	0	0	0	0
<b>TOT</b>	<b>442</b>	<b>189</b>	<b>50</b>	<b>26</b>	<b>37</b>	<b>23</b>	<b>7</b>	<b>11</b>	<b>17</b>	<b>36</b>	<b>30</b>	<b>11</b>	<b>879</b>

**PERCENT ERROR IN FORECASTING NUMBER OF ACCESSIONS T MONTHS AFTER 92 8 15  
BY CONTRACTED DEPLENGTH FOR MISSION BOX 1**

T=	1M	2M	3M	4M	5M	6M	7M	8M	9M	10M	11M	12M	ALL
DL=12	-25	24	90	365	240	52	661	416	1033	-25	-43	-69	1
DL=11	18	-63	-1	46	14	-70	55	65	2097	378	-68	-100	-11
DL=10	-23	-83	-5	-25	22	-38	31	-69	0	8	-100	0	-32
DL=9	-3	-14	-47	0	56	-22	-83	0	0	0	0	0	-7
DL=8	-14	-74	-60	235	13	-62	0	0	0	0	0	0	-26
DL=7	-1	-68	-14	153	-5	-58	-28	0	0	0	0	0	-13
DL=6	65	-34	-18	-60	212	-58	0	0	0	0	0	0	-5
DL=5	13	-75	-81	0	1	-100	0	0	0	0	0	0	-18
DL=4	-17	-22	-72	0	0	0	0	0	0	0	0	0	-3
DL=3	-37	-49	-80	0	0	0	0	0	0	0	0	0	-42
DL=2	-28	-89	0	0	0	0	0	0	0	0	0	0	-46
DL=1	0	0	0	0	0	0	0	0	0	0	0	0	0
TOT	-5	-60	-17	186	33	-42	108	108	1900	88	-64	-36	-17

**PERCENT ERROR IN FORECASTING NUMBER OF LOSSES T MONTHS AFTER 92 8 15  
BY CONTRACTED DEPLENGTH FOR MISSION BOX 1**

T=	1M	2M	3M	4M	5M	6M	7M	8M	9M	10M	11M	12M	ALL
DL=12	15	-27	65	783	37	-6	229	44	-24	-43	-32	-43	4
DL=11	181	-17	-44	-70	-33	38	0	65	111	12	-52	-99	69
DL=10	-24	135	-55	1981	20	2664	-52	-57	-39	34	-100	0	140
DL=9	59	15	11	103	-50	-51	0	0	0	0	0	0	41
DL=8	46	151	1584	290	817	-63	-97	0	0	0	0	0	191
DL=7	149	-70	-37	115	-57	10	-90	0	0	0	0	0	83
DL=6	-27	-32	242	0	55	-54	0	0	0	0	-100	0	23
DL=5	75	14	-85	1896	-62	0	0	0	0	0	0	0	131
DL=4	-57	-45	-60	0	0	0	0	0	0	0	0	0	28
DL=3	-52	-86	0	0	0	0	0	0	0	0	0	0	-69
DL=2	0	-80	0	0	0	0	0	0	0	0	0	0	922
DL=1	0	0	0	0	0	0	0	0	0	0	0	0	0
TOT	63	28	164	489	158	326	241	60	24	-6	-50	1084	92

**ESTIMATED NUMBER OF ACCESSIONS T MONTHS AFTER 92 9 15  
BY CONTRACTED DEPLENGTH FOR MISSION BOX 1**

T=	1M	2M	3M	4M	5M	6M	7M	8M	9M	10M	11M	12M	ALL
DL=12	58	25	19	24	18	12	9	11	27	26	40	148	417
DL=11	329	29	8	12	2	2	4	24	102	134	481	0	1125
DL=10	30	16	6	15	4	3	1	18	146	319	0	0	558
DL=9	59	6	6	16	6	1	1	32	135	0	0	0	261
DL=8	56	5	17	70	13	0	0	0	0	0	0	0	161
DL=7	81	10	13	25	8	1	1	0	0	0	0	0	139
DL=6	43	8	2	13	10	3	0	0	0	0	0	0	79
DL=5	44	1	4	11	11	0	0	0	0	0	0	0	71
DL=4	39	4	1	10	0	0	0	0	0	0	0	3	57
DL=3	19	3	0	0	0	0	0	0	0	0	0	0	22
DL=2	1	1	0	0	0	0	0	0	0	0	0	0	2
DL=1	0	0	0	0	0	0	0	0	0	0	0	0	0
<b>TOT</b>	<b>760</b>	<b>109</b>	<b>75</b>	<b>195</b>	<b>72</b>	<b>21</b>	<b>16</b>	<b>84</b>	<b>410</b>	<b>479</b>	<b>521</b>	<b>151</b>	<b>2892</b>

**ESTIMATED NUMBER OF LOSSES T MONTHS AFTER 92 9 15  
BY CONTRACTED DEPLENGTH FOR MISSION BOX 1**

T=	1M	2M	3M	4M	5M	6M	7M	8M	9M	10M	11M	12M	ALL
DL=12	14	8	7	7	6	5	6	7	12	14	12	32	129
DL=11	119	7	3	4	4	8	17	33	49	55	96	0	394
DL=10	8	42	3	42	7	47	13	14	35	59	0	38	308
DL=9	14	2	5	8	4	4	3	9	20	0	0	2	72
DL=8	27	38	57	27	37	0	0	0	0	0	0	0	186
DL=7	50	2	2	3	1	0	0	0	0	0	0	0	59
DL=6	6	1	27	2	1	0	0	0	0	0	0	0	37
DL=5	38	23	1	24	1	0	11	0	0	0	0	23	121
DL=4	3	0	1	1	0	0	0	0	0	0	0	3	8
DL=3	2	0	0	0	0	0	0	0	0	0	0	0	2
DL=2	0	0	0	0	6	0	0	0	0	0	0	0	7
DL=1	0	0	0	0	0	0	0	0	0	0	0	0	0
<b>TOT</b>	<b>280</b>	<b>123</b>	<b>105</b>	<b>119</b>	<b>67</b>	<b>65</b>	<b>50</b>	<b>63</b>	<b>116</b>	<b>128</b>	<b>108</b>	<b>98</b>	<b>1323</b>

**ACTUAL NUMBER OF ACCESSIONS T MONTHS AFTER 92 9 15  
BY CONTRACTED DEPLENGTH FOR MISSION BOX 1**

T=	1M	2M	3M	4M	5M	6M	7M	8M	9M	10M	11M	12M	ALL
DL=12	47	14	5	8	14	2	3	2	37	48	32	195	407
DL=11	392	28	5	10	5	1	2	2	20	194	556	22	1237
DL=10	139	14	8	12	7	2	3	0	54	451	1	0	691
DL=9	67	14	0	10	8	4	0	0	126	17	0	0	246
DL=8	191	6	5	61	33	0	0	0	0	0	0	0	296
DL=7	106	8	5	26	19	1	2	0	0	0	0	0	167
DL=6	58	7	5	4	21	3	0	0	0	0	0	0	98
DL=5	132	6	0	5	21	0	0	0	0	0	0	0	164
DL=4	41	8	0	5	0	0	0	0	0	0	0	0	54
DL=3	33	4	2	0	0	0	0	0	0	0	0	0	39
DL=2	6	2	0	0	0	0	0	0	0	0	0	0	8
DL=1	0	0	0	0	0	0	0	0	0	0	0	0	0
<b>TOT</b>	<b>1212</b>	<b>111</b>	<b>35</b>	<b>141</b>	<b>128</b>	<b>13</b>	<b>10</b>	<b>4</b>	<b>237</b>	<b>710</b>	<b>589</b>	<b>217</b>	<b>3407</b>

**ACTUAL NUMBER OF LOSSES T MONTHS AFTER 92 9 15  
BY CONTRACTED DEPLENGTH FOR MISSION BOX 1**

T=	1M	2M	3M	4M	5M	6M	7M	8M	9M	10M	11M	12M	ALL
DL=12	19	6	2	6	8	3	7	10	15	12	15	19	122
DL=11	39	13	9	5	4	1	16	19	34	55	75	6	276
DL=10	38	9	5	4	3	4	11	15	37	46	0	0	172
DL=9	9	5	2	6	2	0	9	19	24	11	0	0	87
DL=8	25	5	8	7	5	1	0	0	0	0	0	0	51
DL=7	18	2	1	8	1	1	0	0	0	0	0	0	31
DL=6	10	4	0	1	2	0	0	0	0	1	0	0	18
DL=5	20	2	1	1	2	0	0	0	0	0	0	0	26
DL=4	5	1	0	4	0	0	0	0	0	0	0	0	10
DL=3	10	0	0	0	0	0	0	0	0	0	0	0	10
DL=2	1	0	0	0	0	0	0	0	0	0	0	0	1
DL=1	0	0	0	0	0	0	0	0	0	0	0	0	0
<b>TOT</b>	<b>194</b>	<b>47</b>	<b>28</b>	<b>42</b>	<b>27</b>	<b>10</b>	<b>43</b>	<b>63</b>	<b>110</b>	<b>125</b>	<b>90</b>	<b>25</b>	<b>804</b>

**PERCENT ERROR IN FORECASTING NUMBER OF ACCESSIONS T MONTHS AFTER 92 9 15  
BY CONTRACTED DEPLENGTH FOR MISSION BOX 1**

T=	1M	2M	3M	4M	5M	6M	7M	8M	9M	10M	11M	12M	ALL
DL=12	23	79	279	198	31	515	204	432	-26	-46	25	-24	2
DL=11	-16	4	52	15	-68	65	82	1077	408	-31	-14	-99	-9
DL=10	-79	15	-26	26	-36	45	-69	0	171	-29	-100	0	-19
DL=9	-12	-58	0	58	-21	-83	0	0	7	-100	0	0	6
DL=8	-70	-13	243	14	-61	0	0	0	0	0	0	0	-46
DL=7	-24	21	154	-4	-57	-4	-27	0	0	0	0	0	-17
DL=6	-26	18	-60	221	-52	-2	0	0	0	0	0	0	-20
DL=5	-66	-81	0	119	-49	0	0	0	0	0	0	0	-57
DL=4	-4	-50	0	98	0	0	0	0	0	0	0	0	6
DL=3	-43	-19	-100	0	0	0	0	0	0	0	0	0	44
DL=2	-85	-31	0	0	0	0	0	0	0	0	0	0	-71
DL=1	0	0	0	0	0	0	0	0	0	0	0	0	0
TOT	-37	-2	114	38	-43	65	62	2000	73	-33	-12	-31	-15

**PERCENT ERROR IN FORECASTING NUMBER OF LOSSES T MONTHS AFTER 92 9 15  
BY CONTRACTED DEPLENGTH FOR MISSION BOX 1**

T=	1M	2M	3M	4M	5M	6M	7M	8M	9M	10M	11M	12M	ALL
DL=12	-26	37	243	24	-25	78	-20	-35	-20	14	-18	66	6
DL=11	205	-45	-66	-24	-5	725	3	76	43	0	28	-98	43
DL=10	-80	363	-49	954	122	1067	18	-7	-5	29	0	0	79
DL=9	55	-69	168	39	106	0	-66	-53	-15	-100	0	0	-17
DL=8	7	652	613	290	645	-97	0	0	0	0	0	0	264
DL=7	178	-9	117	-56	12	-85	0	0	0	0	0	0	90
DL=6	-37	-71	0	66	-40	0	0	0	0	-100	0	0	106
DL=5	88	1053	-8	2293	-50	0	0	0	0	0	0	0	366
DL=4	-36	-54	0	-82	0	0	0	0	0	0	0	0	-21
DL=3	-83	0	0	0	0	0	0	0	0	0	0	0	-80
DL=2	-68	0	0	0	0	0	0	0	0	0	0	0	572
DL=1	0	0	0	0	0	0	0	0	0	0	0	0	0
TOT	45	162	276	183	149	548	16	0	6	2	20	292	65

**ESTIMATED NUMBER OF ACCESSIONS T MONTHS AFTER 92 10 15  
BY CONTRACTED DEPLENGTH FOR MISSION BOX 1**

T=	1M	2M	3M	4M	5M	6M	7M	8M	9M	10M	11M	12M	ALL
DL=12	27	20	25	19	12	9	12	27	25	45	146	21	387
DL=11	43	7	12	2	2	4	24	101	166	691	1	0	1052
DL=10	17	6	15	5	3	1	18	177	464	6	0	0	711
DL=9	6	4	18	6	1	1	87	417	9	0	0	0	549
DL=8	6	17	71	13	0	3	13	0	0	0	0	0	123
DL=7	15	13	25	8	1	2	0	0	0	0	0	0	64
DL=6	9	2	13	10	3	0	0	0	0	0	0	0	37
DL=5	2	4	11	11	0	0	0	0	0	0	0	0	28
DL=4	9	3	22	2	0	0	0	0	0	0	0	2	38
DL=3	4	2	0	0	0	0	0	0	0	0	0	0	6
DL=2	2	0	0	0	0	0	0	0	0	0	0	0	2
DL=1	0	0	0	0	0	0	0	0	0	0	0	0	1
TOT	139	78	212	76	22	20	153	722	665	742	147	23	2998

**ESTIMATED NUMBER OF LOSSES T MONTHS AFTER 92 10 15  
BY CONTRACTED DEPLENGTH FOR MISSION BOX 1**

T=	1M	2M	3M	4M	5M	6M	7M	8M	9M	10M	11M	12M	ALL
DL=12	9	6	7	6	6	6	7	13	15	14	27	9	124
DL=11	12	3	4	4	9	19	40	57	71	135	0	0	356
DL=10	4	8	5	11	12	20	18	45	87	1	0	3	214
DL=9	5	2	10	13	12	9	19	65	2	0	0	2	139
DL=8	4	7	14	3	3	1	2	0	0	0	0	0	34
DL=7	8	2	4	1	0	0	0	0	0	0	0	0	16
DL=6	1	1	12	1	0	0	0	0	0	0	0	0	15
DL=5	3	2	2	2	0	0	1	0	0	0	0	2	13
DL=4	0	2	2	0	0	0	0	0	0	0	0	2	6
DL=3	3	0	0	0	0	0	0	0	0	0	0	0	4
DL=2	0	0	0	0	0	0	0	0	0	0	0	0	0
DL=1	0	0	0	0	0	0	0	0	0	0	0	0	0
TOT	51	33	60	42	42	56	87	180	174	151	27	18	921

**ACTUAL NUMBER OF ACCESSIONS T MONTHS AFTER 92 10 15  
BY CONTRACTED DEPLENGTH FOR MISSION BOX 1**

T=	1M	2M	3M	4M	5M	6M	7M	8M	9M	10M	11M	12M	ALL
DL=12	16	5	8	14	2	3	2	38	44	36	201	10	379
DL=11	30	5	10	5	1	2	2	20	182	679	154	0	1090
DL=10	17	8	12	7	2	3	0	55	498	140	0	0	742
DL=9	16	0	10	8	5	0	0	218	257	4	0	0	518
DL=8	13	5	61	33	0	0	1	11	0	0	0	0	124
DL=7	12	5	26	19	1	2	0	0	0	0	0	0	65
DL=6	10	5	4	21	4	0	0	0	0	0	0	0	44
DL=5	6	0	5	22	0	0	0	0	0	0	0	0	33
DL=4	14	0	6	13	0	0	0	0	0	0	0	0	33
DL=3	5	2	2	0	0	0	0	0	0	0	0	0	9
DL=2	2	0	0	0	0	0	0	0	0	0	0	0	2
DL=1	1	0	0	0	0	0	0	0	0	0	0	0	1
TOT	142	35	144	142	15	10	5	342	981	859	355	10	3040

**ACTUAL NUMBER OF LOSSES T MONTHS AFTER 92 10 15  
BY CONTRACTED DEPLENGTH FOR MISSION BOX 1**

T=	1M	2M	3M	4M	5M	6M	7M	8M	9M	10M	11M	12M	ALL
DL=12	6	1	7	8	3	7	10	15	11	17	20	7	112
DL=11	13	9	6	5	1	18	21	36	65	115	23	0	312
DL=10	9	5	4	3	4	13	16	43	65	18	0	0	180
DL=9	6	2	6	2	0	16	31	67	40	0	0	0	170
DL=8	5	8	8	5	1	2	2	2	0	0	0	0	33
DL=7	3	1	8	1	1	0	0	0	0	0	0	1	15
DL=6	5	0	1	2	0	0	0	0	1	0	0	0	9
DL=5	2	1	1	2	0	0	0	0	0	0	0	0	6
DL=4	1	0	7	2	0	0	0	0	0	0	0	0	10
DL=3	0	0	1	0	0	0	0	0	0	0	0	0	1
DL=2	0	0	0	0	0	0	0	0	0	0	0	0	0
DL=1	0	0	0	0	0	0	0	0	0	0	0	0	0
TOT	50	27	49	30	10	56	80	163	182	150	43	8	848

**PERCENT ERROR IN FORECASTING NUMBER OF ACCESSIONS T MONTHS AFTER 92 10 15  
BY CONTRACTED DEPLENGTH FOR MISSION BOX 1**

T=	1M	2M	3M	4M	5M	6M	7M	8M	9M	10M	11M	12M	ALL
DL=12	69	292	211	32	522	210	476	-28	-43	25	-28	110	2
DL=11	43	45	19	-67	70	90	1091	403	-9	2	-99	0	-4
DL=10	-2	-25	29	-35	51	-69	0	222	-7	-96	0	0	-4
DL=9	-61	0	78	-20	-86	0	0	91	-96	-100	0	0	6
DL=8	-53	245	16	-61	0	0	1235	-100	0	0	0	0	-1
DL=7	22	156	-3	-57	8	9	0	0	0	0	0	0	-1
DL=6	-10	-60	223	-52	-27	0	0	0	0	0	0	0	-16
DL=5	-68	0	122	-48	0	0	0	0	0	0	0	0	-14
DL=4	-38	0	266	-84	0	0	0	0	0	0	0	0	14
DL=3	-21	21	-100	0	0	0	0	0	0	0	0	0	-29
DL=2	-23	0	0	0	0	0	0	0	0	0	0	0	-23
DL=1	-100	0	0	0	0	0	0	0	0	0	0	0	-25
TOT	-2	122	47	-46	47	98	2969	111	-32	-14	-59	130	-1

**PERCENT ERROR IN FORECASTING NUMBER OF LOSSES T MONTHS AFTER 92 10 15  
BY CONTRACTED DEPLENGTH FOR MISSION BOX 1**

T=	1M	2M	3M	4M	5M	6M	7M	8M	9M	10M	11M	12M	ALL
DL=12	44	541	3	-27	89	-18	-30	-16	34	-17	33	31	10
DL=11	-5	-66	-34	-18	790	6	93	59	10	18	-99	0	14
DL=10	-52	55	23	256	194	55	11	4	34	-92	0	0	19
DL=9	-18	-23	71	572	0	-43	-38	-3	-96	0	0	0	-18
DL=8	-26	-14	81	-30	234	-70	-11	-99	0	0	0	0	4
DL=7	183	120	-56	14	-82	0	0	0	0	0	0	-100	6
DL=6	-75	0	1066	-39	0	0	0	0	-100	0	0	0	67
DL=5	40	130	81	18	0	0	0	0	0	0	0	0	111
DL=4	-53	0	-68	-100	0	0	0	0	0	0	0	0	-36
DL=3	0	0	-100	0	0	0	0	0	0	0	0	0	262
DL=2	0	0	0	0	0	0	0	0	0	0	0	0	0
DL=1	0	0	0	0	0	0	0	0	0	0	0	0	0
TOT	2	21	23	41	321	-1	9	10	-4	1	-36	127	9

**ESTIMATED NUMBER OF ACCESSIONS T MONTHS AFTER 92 11 15  
BY CONTRACTED DEPLENGTH FOR MISSION BOX 1**

T=	1M	2M	3M	4M	5M	6M	7M	8M	9M	10M	11M	12M	ALL
DL=12	23	27	20	13	10	12	28	26	44	146	4	18	371
DL=11	15	12	2	2	4	25	102	165	691	1	0	0	1016
DL=10	7	16	5	3	1	18	177	465	9	2	0	0	701
DL=9	4	16	7	1	1	87	421	28	4	0	0	0	567
DL=8	18	71	13	0	3	14	6	11	0	0	0	0	135
DL=7	17	27	7	1	2	0	0	0	0	0	0	0	54
DL=6	2	13	10	3	0	0	0	0	0	0	0	0	28
DL=5	4	11	11	0	0	0	0	0	0	0	0	0	27
DL=4	3	22	1	0	0	0	0	0	0	0	0	0	26
DL=3	3	0	0	0	0	0	0	0	0	0	0	0	3
DL=2	0	0	0	0	0	0	0	0	0	0	0	0	0
DL=1	0	0	0	0	0	0	0	0	0	0	0	0	0
<b>TOT</b>	<b>95</b>	<b>214</b>	<b>75</b>	<b>23</b>	<b>20</b>	<b>155</b>	<b>733</b>	<b>694</b>	<b>748</b>	<b>149</b>	<b>4</b>	<b>18</b>	<b>2929</b>

**ESTIMATED NUMBER OF LOSSES T MONTHS AFTER 92 11 15  
BY CONTRACTED DEPLENGTH FOR MISSION BOX 1**

T=	1M	2M	3M	4M	5M	6M	7M	8M	9M	10M	11M	12M	ALL
DL=12	7	8	6	6	6	7	13	15	14	27	2	8	119
DL=11	7	4	4	9	19	41	57	71	136	0	0	0	348
DL=10	2	7	9	13	18	19	45	87	2	1	0	1	205
DL=9	2	7	11	12	10	20	64	4	1	0	0	0	131
DL=8	4	10	3	1	1	2	1	1	0	0	0	0	24
DL=7	6	4	1	0	0	0	0	0	0	0	0	0	11
DL=6	1	2	6	0	0	0	0	0	0	0	0	0	9
DL=5	1	2	1	0	0	0	0	0	0	0	0	1	6
DL=4	2	2	0	0	0	0	0	0	0	0	0	0	4
DL=3	2	0	0	0	0	0	0	0	0	0	0	0	2
DL=2	0	0	0	0	0	0	0	0	0	0	0	0	0
DL=1	0	0	0	0	0	0	0	0	0	0	0	0	0
<b>TOT</b>	<b>34</b>	<b>46</b>	<b>41</b>	<b>41</b>	<b>54</b>	<b>89</b>	<b>181</b>	<b>179</b>	<b>153</b>	<b>28</b>	<b>2</b>	<b>10</b>	<b>858</b>

**ACTUAL NUMBER OF ACCESSIONS T MONTHS AFTER 92 11 15  
BY CONTRACTED DEPLENGTH FOR MISSION BOX 1**

T=	1M	2M	3M	4M	5M	6M	7M	8M	9M	10M	11M	12M	ALL
DL=12	5	8	14	2	3	2	38	48	32	202	8	2	364
DL=11	5	10	5	1	2	2	20	194	667	154	0	0	1060
DL=10	8	12	7	2	3	0	55	504	138	3	0	0	732
DL=9	0	10	8	5	0	0	218	269	18	1	0	0	529
DL=8	5	61	33	0	0	1	11	18	0	0	0	0	129
DL=7	5	26	19	1	2	0	0	0	0	0	0	0	53
DL=6	5	4	21	4	0	0	0	0	0	0	0	0	34
DL=5	0	5	22	0	0	0	0	0	0	0	0	0	27
DL=4	0	6	13	1	0	0	0	0	0	0	0	0	20
DL=3	2	2	0	0	0	0	0	0	0	0	0	0	4
DL=2	0	0	0	0	0	0	0	0	0	0	0	0	0
DL=1	0	0	0	0	0	0	0	0	0	0	0	0	0
<b>TOT</b>	<b>35</b>	<b>144</b>	<b>142</b>	<b>16</b>	<b>10</b>	<b>5</b>	<b>342</b>	<b>1033</b>	<b>855</b>	<b>360</b>	<b>8</b>	<b>2</b>	<b>2952</b>

**ACTUAL NUMBER OF LOSSES T MONTHS AFTER 92 11 15  
BY CONTRACTED DEPLENGTH FOR MISSION BOX 1**

T=	1M	2M	3M	4M	5M	6M	7M	8M	9M	10M	11M	12M	ALL
DL=12	2	6	8	3	7	10	15	12	16	21	6	0	106
DL=11	9	6	5	1	18	21	36	68	112	23	0	0	299
DL=10	5	4	3	4	14	15	43	65	18	0	0	0	171
DL=9	2	6	2	0	17	30	67	42	2	1	0	0	169
DL=8	8	8	5	1	2	2	2	2	0	0	0	0	30
DL=7	1	8	1	1	0	0	0	0	0	0	1	0	12
DL=6	0	1	2	0	0	0	0	1	0	0	0	0	4
DL=5	1	1	2	0	0	0	0	0	0	0	0	0	4
DL=4	0	7	2	0	0	0	0	0	0	0	0	0	9
DL=3	0	1	0	0	0	0	0	0	0	0	0	0	1
DL=2	0	0	0	0	0	0	0	0	0	0	0	0	0
DL=1	0	0	0	0	0	0	0	0	0	0	0	0	0
<b>TOT</b>	<b>28</b>	<b>48</b>	<b>30</b>	<b>10</b>	<b>58</b>	<b>78</b>	<b>163</b>	<b>190</b>	<b>148</b>	<b>45</b>	<b>7</b>	<b>0</b>	<b>805</b>

**PERCENT ERROR IN FORECASTING NUMBER OF ACCESSIONS T MONTHS AFTER 92 11 15  
BY CONTRACTED DEPLENGTH FOR MISSION BOX 1**

T=	1M	2M	3M	4M	5M	6M	7M	8M	9M	10M	11M	12M	ALL
DL=12	352	239	40	573	226	496	-25	-45	38	-28	-49	802	2
DL=11	194	15	-66	71	95	1135	408	-15	4	-99	0	0	-4
DL=10	-16	31	-34	53	-69	0	222	-8	-94	-37	0	0	-4
DL=9	0	57	-19	-86	0	0	93	-90	-77	-94	0	0	7
DL=8	266	17	-60	0	0	1304	-50	-41	0	0	0	0	5
DL=7	240	3	-64	9	10	0	0	0	0	0	0	0	2
DL=6	-59	225	-51	-26	0	0	0	0	0	0	0	0	-17
DL=5	0	124	-48	0	0	0	0	0	0	0	0	0	0
DL=4	0	271	-94	-100	0	0	0	0	0	0	0	0	30
DL=3	37	-100	0	0	0	0	0	0	0	0	0	0	-31
DL=2	0	0	0	0	0	0	0	0	0	0	0	0	0
DL=1	0	0	0	0	0	0	0	0	0	0	0	0	0
TOT	171	49	-47	44	104	3008	114	-33	-13	-59	-49	802	-1

**PERCENT ERROR IN FORECASTING NUMBER OF LOSSES T MONTHS AFTER 92 11 15  
BY CONTRACTED DEPLENGTH FOR MISSION BOX 1**

T=	1M	2M	3M	4M	5M	6M	7M	8M	9M	10M	11M	12M	ALL
DL=12	275	29	-23	98	-12	-27	-14	25	-12	27	-72	0	12
DL=11	-25	-35	-17	793	6	93	60	4	21	-99	0	0	16
DL=10	-53	87	198	224	26	26	5	35	-88	0	0	0	20
DL=9	-22	19	427	0	-43	-35	-4	-89	-69	-87	0	0	-23
DL=8	-48	30	-45	-33	-37	5	-53	-30	0	0	0	0	-21
DL=7	505	-54	-4	-82	0	0	0	0	0	0	-100	0	-7
DL=6	0	68	212	0	0	0	0	-100	0	0	0	0	119
DL=5	7	105	-45	0	0	0	0	0	0	0	0	0	51
DL=4	0	-67	-96	0	0	0	0	0	0	0	0	0	-55
DL=3	0	-100	0	0	0	0	0	0	0	0	0	0	125
DL=2	0	0	0	0	0	0	0	0	0	0	0	0	0
DL=1	0	0	0	0	0	0	0	0	0	0	0	0	0
TOT	21	-3	36	314	-6	13	11	-6	3	-38	-67	0	7

**ESTIMATED NUMBER OF ACCESSIONS T MONTHS AFTER 92 12 15  
BY CONTRACTED DEPLENGTH FOR MISSION BOX 1**

T=	1M	2M	3M	4M	5M	6M	7M	8M	9M	10M	11M	12M	ALL
DL=12	33	23	16	11	13	29	27	45	146	4	4	15	366
DL=11	15	2	2	4	24	102	164	691	1	1	0	0	1006
DL=10	18	4	3	1	18	177	464	9	3	1	0	0	697
DL=9	17	7	1	1	87	421	28	7	3	0	0	0	571
DL=8	79	12	0	3	14	7	21	6	0	0	0	0	143
DL=7	34	8	1	2	1	4	4	0	0	0	0	0	54
DL=6	15	10	3	0	0	2	0	0	0	0	0	0	31
DL=5	13	12	0	0	0	0	0	0	0	0	0	0	25
DL=4	25	1	0	0	0	0	0	0	0	0	0	0	26
DL=3	0	0	0	0	0	0	0	0	0	0	0	0	0
DL=2	0	0	0	0	0	0	0	0	0	0	0	0	0
DL=1	0	0	0	0	0	0	0	0	0	0	0	0	0
TOT	251	79	25	22	157	743	709	756	153	6	4	15	2920

**ESTIMATED NUMBER OF LOSSES T MONTHS AFTER 92 12 15  
BY CONTRACTED DEPLENGTH FOR MISSION BOX 1**

T=	1M	2M	3M	4M	5M	6M	7M	8M	9M	10M	11M	12M	ALL
DL=12	9	7	7	7	8	13	15	14	27	2	1	7	118
DL=11	5	4	9	19	40	58	71	136	0	0	0	0	344
DL=10	6	8	12	18	18	45	87	2	1	0	0	0	198
DL=9	8	11	12	10	20	65	5	1	1	0	0	0	132
DL=8	11	3	2	1	3	1	3	1	0	0	0	0	25
DL=7	11	1	0	0	0	1	0	0	0	0	0	0	15
DL=6	2	1	0	0	0	0	0	0	0	0	0	0	4
DL=5	3	1	0	1	0	0	0	0	0	1	1	0	7
DL=4	3	0	0	0	0	0	0	0	0	0	0	0	3
DL=3	3	0	0	0	0	0	0	0	0	0	0	0	3
DL=2	0	0	0	0	0	0	0	0	0	0	0	0	0
DL=1	0	0	0	0	0	0	0	0	0	0	0	0	0
TOT	61	37	43	56	89	183	182	155	29	3	2	8	848

**ACTUAL NUMBER OF ACCESSIONS T MONTHS AFTER 92 12 15  
BY CONTRACTED DEPLENGTH FOR MISSION BOX 1**

T=	1M	2M	3M	4M	5M	6M	7M	8M	9M	10M	11M	12M	ALL
DL=12	8	14	2	3	2	38	44	36	201	9	2	0	359
DL=11	10	5	1	2	2	20	182	679	154	0	1	0	1056
DL=10	12	7	2	3	0	55	498	144	3	2	0	0	726
DL=9	10	8	5	0	0	218	267	21	4	0	0	0	533
DL=8	61	33	0	0	1	11	21	15	0	0	0	0	142
DL=7	26	19	1	2	0	0	8	0	0	0	0	0	56
DL=6	4	21	4	0	0	1	2	0	0	0	0	0	32
DL=5	5	22	0	0	0	0	0	0	0	0	0	0	27
DL=4	6	13	1	0	0	0	0	0	0	0	0	0	20
DL=3	2	0	0	0	0	0	0	0	0	0	0	0	2
DL=2	0	0	0	0	0	0	0	0	0	0	0	0	0
DL=1	0	0	0	0	0	0	0	0	0	0	0	0	0
TOT	144	142	16	10	5	343	1022	895	362	11	3	0	2953

**ACTUAL NUMBER OF LOSSES T MONTHS AFTER 92 12 15  
BY CONTRACTED DEPLENGTH FOR MISSION BOX 1**

T=	1M	2M	3M	4M	5M	6M	7M	8M	9M	10M	11M	12M	ALL
DL=12	7	8	3	7	10	15	11	17	20	7	0	0	105
DL=11	6	5	1	18	21	36	65	115	23	0	0	0	290
DL=10	4	3	4	13	16	43	65	18	0	0	0	0	166
DL=9	6	2	0	17	31	67	42	3	2	0	0	0	170
DL=8	8	5	1	2	2	3	2	3	0	0	0	0	26
DL=7	8	1	1	0	0	1	1	0	0	1	0	0	13
DL=6	1	2	0	0	0	0	1	0	0	0	0	0	4
DL=5	1	2	0	0	0	0	0	0	0	0	0	0	3
DL=4	7	2	0	0	0	0	0	0	0	0	0	0	9
DL=3	1	0	0	0	0	0	0	0	0	0	0	0	1
DL=2	0	0	0	0	0	0	0	0	0	0	0	0	0
DL=1	0	0	0	0	0	0	0	0	0	0	0	0	0
TOT	49	30	10	57	80	165	187	156	45	8	0	0	787

**PERCENT ERROR IN FORECASTING NUMBER OF ACCESSIONS T MONTHS AFTER 92 12 15  
BY CONTRACTED DEPLENGTH FOR MISSION BOX 1**

T=	1M	2M	3M	4M	5M	6M	7M	8M	9M	10M	11M	12M	ALL
DL=12	308	64	680	275	558	-23	-38	24	-27	-52	99	0	2
DL=11	54	-65	75	91	1108	412	-10	2	-99	0	-100	0	-5
DL=10	54	-43	56	-69	0	222	-7	-94	-11	-68	0	0	-4
DL=9	70	-17	-84	0	0	93	-89	-68	-31	0	0	0	7
DL=8	30	-62	0	0	1311	-33	2	-63	0	0	0	0	0
DL=7	32	-56	10	11	0	0	-55	0	0	0	0	0	-3
DL=6	280	-51	-26	0	0	119	-100	0	0	0	0	0	-3
DL=5	161	-47	0	0	0	0	0	0	0	0	0	0	-9
DL=4	325	-94	-100	0	0	0	0	0	0	0	0	0	32
DL=3	-100	0	0	0	0	0	0	0	0	0	0	0	-100
DL=2	0	0	0	0	0	0	0	0	0	0	0	0	0
DL=1	0	0	0	0	0	0	0	0	0	0	0	0	0
TOT	74	-44	59	119	3045	117	-31	-15	-58	-49	33	0	-1

**PERCENT ERROR IN FORECASTING NUMBER OF LOSSES T MONTHS AFTER 92 12 15  
BY CONTRACTED DEPLENGTH FOR MISSION BOX 1**

T=	1M	2M	3M	4M	5M	6M	7M	8M	9M	10M	11M	12M	ALL
DL=12	34	-12	125	-3	-20	-11	40	-16	35	-74	0	0	12
DL=11	-8	-17	794	6	93	61	9	19	-98	0	0	0	19
DL=10	41	166	199	37	12	5	34	-87	0	0	0	0	19
DL=9	26	428	0	-41	-36	-4	-89	-61	-73	0	0	0	-23
DL=8	42	-44	65	-30	51	-52	48	-75	0	0	0	0	-2
DL=7	42	25	-72	0	0	-38	-51	0	0	-100	0	0	12
DL=6	95	-37	0	0	0	0	-100	0	0	0	0	0	-2
DL=5	176	-27	0	0	0	0	0	0	0	0	0	0	146
DL=4	-63	-96	0	0	0	0	0	0	0	0	0	0	-70
DL=3	200	0	0	0	0	0	0	0	0	0	0	0	200
DL=2	0	0	0	0	0	0	0	0	0	0	0	0	0
DL=1	0	0	0	0	0	0	0	0	0	0	0	0	0
TOT	25	22	327	-1	12	11	-3	-1	-37	-63	0	0	8

**ESTIMATED NUMBER OF ACCESSIONS T MONTHS AFTER 93 1 15  
BY CONTRACTED DEPLENGTH FOR MISSION BOX 1**

T=	1M	2M	3M	4M	5M	6M	7M	8M	9M	10M	11M	12M	ALL
DL=12	28	19	14	15	31	28	46	146	5	5	5	12	354
DL=11	5	2	4	25	103	169	686	1	1	0	0	0	994
DL=10	5	3	1	20	185	454	9	3	1	0	0	0	680
DL=9	8	1	2	91	419	28	7	3	0	0	0	0	559
DL=8	13	0	2	14	8	26	13	1	0	0	0	0	77
DL=7	12	1	2	1	7	6	4	0	0	0	0	0	33
DL=6	12	3	0	2	9	0	0	0	0	0	0	0	26
DL=5	14	0	0	0	0	0	0	0	0	0	0	0	14
DL=4	8	0	1	3	0	0	0	0	0	0	0	3	14
DL=3	0	0	0	0	0	0	0	0	0	0	0	0	0
DL=2	0	0	0	0	0	0	0	0	0	0	0	0	0
DL=1	0	0	0	0	0	0	0	0	0	0	0	0	0
<b>TOT</b>	<b>105</b>	<b>29</b>	<b>27</b>	<b>170</b>	<b>761</b>	<b>711</b>	<b>765</b>	<b>154</b>	<b>6</b>	<b>5</b>	<b>5</b>	<b>14</b>	<b>2752</b>

**ESTIMATED NUMBER OF LOSSES T MONTHS AFTER 93 1 15  
BY CONTRACTED DEPLENGTH FOR MISSION BOX 1**

T=	1M	2M	3M	4M	5M	6M	7M	8M	9M	10M	11M	12M	ALL
DL=12	9	8	8	9	14	16	15	27	2	1	2	6	117
DL=11	6	9	19	41	58	71	136	0	0	0	0	0	340
DL=10	8	14	19	20	46	87	3	1	0	0	0	1	199
DL=9	12	12	11	21	65	5	1	1	0	0	0	1	128
DL=8	5	6	9	5	7	4	2	0	0	0	0	0	38
DL=7	9	0	0	0	1	1	1	0	0	0	0	0	13
DL=6	2	0	10	0	1	0	0	0	0	0	0	0	13
DL=5	4	2	1	2	1	0	1	0	0	1	0	2	12
DL=4	0	0	0	0	0	0	0	0	0	0	0	3	3
DL=3	0	0	0	0	0	0	0	0	0	0	0	0	0
DL=2	0	0	0	0	0	0	0	0	0	0	0	0	0
DL=1	0	0	0	0	0	0	0	0	0	0	0	0	0
<b>TOT</b>	<b>53</b>	<b>52</b>	<b>77</b>	<b>98</b>	<b>193</b>	<b>183</b>	<b>158</b>	<b>29</b>	<b>3</b>	<b>3</b>	<b>2</b>	<b>12</b>	<b>862</b>

**ACTUAL NUMBER OF ACCESSIONS T MONTHS AFTER 93 1 15  
BY CONTRACTED DEPLENGTH FOR MISSION BOX 1**

T=	1M	2M	3M	4M	5M	6M	7M	8M	9M	10M	11M	12M	ALL
DL=12	14	2	3	2	41	45	32	202	8	2	0	0	351
DL=11	5	1	2	2	28	186	667	154	0	1	0	0	1046
DL=10	7	2	3	0	74	485	138	3	2	0	0	0	714
DL=9	8	5	0	0	240	247	19	4	0	0	0	0	523
DL=8	33	0	0	1	11	23	15	10	0	0	0	0	93
DL=7	19	1	2	0	0	8	7	2	0	0	0	0	39
DL=6	21	4	0	0	1	11	0	0	0	0	0	0	37
DL=5	22	0	0	0	0	0	0	0	0	0	0	0	22
DL=4	13	1	0	0	0	0	0	0	0	0	0	0	14
DL=3	0	0	0	0	0	0	0	0	0	0	0	0	0
DL=2	0	0	0	0	0	0	0	0	0	0	0	0	0
DL=1	0	0	0	0	0	0	0	0	0	0	0	0	0
<b>TOT</b>	<b>142</b>	<b>16</b>	<b>10</b>	<b>5</b>	<b>395</b>	<b>1005</b>	<b>878</b>	<b>375</b>	<b>10</b>	<b>3</b>	<b>0</b>	<b>0</b>	<b>2839</b>

**ACTUAL NUMBER OF LOSSES T MONTHS AFTER 93 1 15  
BY CONTRACTED DEPLENGTH FOR MISSION BOX 1**

T=	1M	2M	3M	4M	5M	6M	7M	8M	9M	10M	11M	12M	ALL
DL=12	8	3	7	10	15	12	16	21	6	0	0	2	100
DL=11	5	1	18	21	36	68	112	23	0	0	0	0	284
DL=10	3	4	14	15	43	65	18	0	0	0	0	0	162
DL=9	2	0	18	30	72	37	3	2	0	0	0	0	164
DL=8	5	1	2	2	3	2	6	1	0	0	0	0	22
DL=7	1	1	0	0	2	2	0	0	1	0	0	0	7
DL=6	2	0	0	0	0	1	0	0	0	0	0	0	3
DL=5	2	0	0	0	0	0	0	0	0	0	0	0	2
DL=4	2	0	0	0	0	0	1	0	0	0	0	0	3
DL=3	0	0	0	0	0	0	0	0	0	0	0	0	0
DL=2	0	0	0	0	0	0	0	0	0	0	0	0	0
DL=1	0	0	0	0	0	0	0	0	0	0	0	0	0
<b>TOT</b>	<b>30</b>	<b>10</b>	<b>59</b>	<b>78</b>	<b>171</b>	<b>187</b>	<b>156</b>	<b>47</b>	<b>7</b>	<b>0</b>	<b>0</b>	<b>2</b>	<b>747</b>

**PERCENT ERROR IN FORECASTING NUMBER OF ACCESSIONS T MONTHS AFTER 93 1 15  
BY CONTRACTED DEPLENGTH FOR MISSION BOX 1**

T=	1M	2M	3M	4M	5M	6M	7M	8M	9M	10M	11M	12M	ALL
DL=12	99	837	364	665	-25	-37	44	-28	-40	129	0	0	1
DL=11	-7	80	99	1146	267	-9	3	-99	0	-100	0	0	-5
DL=10	-30	58	-68	0	150	-6	-94	-11	-68	0	0	0	-5
DL=9	-1	-86	0	0	75	-89	-65	-31	0	0	0	0	7
DL=8	-60	0	0	1256	-27	14	-15	-93	0	0	0	0	-17
DL=7	-35	11	12	0	0	-28	-38	-100	0	0	0	0	-14
DL=6	-42	-25	0	0	781	-100	0	0	0	0	0	0	-31
DL=5	-38	0	0	0	0	0	0	0	0	0	0	0	-38
DL=4	-35	-90	0	0	0	0	0	0	0	0	0	0	2
DL=3	0	0	0	0	0	0	0	0	0	0	0	0	0
DL=2	0	0	0	0	0	0	0	0	0	0	0	0	0
DL=1	0	0	0	0	0	0	0	0	0	0	0	0	0
TOT	-26	79	167	3299	93	-29	-13	-59	-39	53	0	0	-3

**PERCENT ERROR IN FORECASTING NUMBER OF LOSSES T MONTHS AFTER 93 1 15  
BY CONTRACTED DEPLENGTH FOR MISSION BOX 1**

T=	1M	2M	3M	4M	5M	6M	7M	8M	9M	10M	11M	12M	ALL
DL=12	6	157	11	-10	-5	34	-6	30	-63	0	0	210	17
DL=11	11	802	7	93	61	5	21	-98	0	0	0	0	20
DL=10	162	257	34	30	8	33	-85	0	0	0	0	0	23
DL=9	486	0	-40	-29	-10	-88	-65	-51	0	0	0	0	-22
DL=8	-2	507	359	155	135	87	-71	-90	0	0	0	0	72
DL=7	793	-62	0	0	-49	-58	0	0	-100	0	0	0	79
DL=6	-21	0	0	0	0	-100	0	0	0	0	0	0	347
DL=5	111	0	0	0	0	0	0	0	0	0	0	0	520
DL=4	-95	0	0	0	0	0	-100	0	0	0	0	0	-10
DL=3	0	0	0	0	0	0	0	0	0	0	0	0	0
DL=2	0	0	0	0	0	0	0	0	0	0	0	0	0
DL=1	0	0	0	0	0	0	0	0	0	0	0	0	0
TOT	78	418	31	25	13	-2	1	-37	-61	0	0	515	15

**ESTIMATED NUMBER OF ACCESSIONS T MONTHS AFTER 93 2 15  
BY CONTRACTED DEPLENGTH FOR MISSION BOX 1**

T=	1M	2M	3M	4M	5M	6M	7M	8M	9M	10M	11M	12M	ALL
DL=12	22	16	17	31	29	47	147	5	5	6	4	9	337
DL=11	3	4	25	103	169	685	1	1	0	0	1	0	991
DL=10	4	1	20	187	458	8	3	1	0	0	0	0	682
DL=9	1	2	93	426	28	7	3	0	0	0	0	0	559
DL=8	0	2	14	8	26	13	1	0	0	0	0	0	65
DL=7	1	2	1	7	7	11	3	0	0	0	0	0	32
DL=6	4	0	2	10	7	4	0	0	0	0	0	0	26
DL=5	0	0	2	15	6	0	0	0	0	0	0	0	24
DL=4	1	1	0	0	0	0	0	0	0	0	0	0	2
DL=3	0	0	0	0	0	0	0	0	0	0	0	0	0
DL=2	0	0	0	0	0	0	0	0	0	0	0	0	0
DL=1	0	0	0	0	0	0	0	0	0	0	0	0	0
<b>TOT</b>	<b>34</b>	<b>28</b>	<b>174</b>	<b>788</b>	<b>731</b>	<b>774</b>	<b>158</b>	<b>6</b>	<b>5</b>	<b>6</b>	<b>4</b>	<b>9</b>	<b>2718</b>

**ESTIMATED NUMBER OF LOSSES T MONTHS AFTER 93 2 15  
BY CONTRACTED DEPLENGTH FOR MISSION BOX 1**

T=	1M	2M	3M	4M	5M	6M	7M	8M	9M	10M	11M	12M	ALL
DL=12	9	8	9	15	17	15	28	2	2	2	1	5	113
DL=11	10	20	41	58	71	135	0	0	0	0	0	0	337
DL=10	12	18	19	47	86	3	1	0	0	0	0	0	187
DL=9	13	10	21	66	5	1	1	0	0	0	0	0	118
DL=8	1	1	3	2	4	2	0	0	0	0	0	0	13
DL=7	2	1	0	1	1	2	0	0	0	0	0	0	7
DL=6	1	0	0	1	1	0	0	0	0	0	0	0	4
DL=5	0	1	1	2	1	0	0	0	1	0	0	0	5
DL=4	0	0	0	0	0	0	0	0	0	0	0	0	0
DL=3	0	0	0	0	0	0	0	0	0	0	0	0	0
DL=2	0	0	0	0	0	0	0	0	0	0	0	0	0
DL=1	0	0	0	0	0	0	0	0	0	0	0	0	0
<b>TOT</b>	<b>48</b>	<b>60</b>	<b>94</b>	<b>192</b>	<b>185</b>	<b>158</b>	<b>30</b>	<b>3</b>	<b>3</b>	<b>2</b>	<b>2</b>	<b>6</b>	<b>784</b>

**ACTUAL NUMBER OF ACCESSIONS T MONTHS AFTER 93 2 15  
BY CONTRACTED DEPLENGTH FOR MISSION BOX 1**

T=	1M	2M	3M	4M	5M	6M	7M	8M	9M	10M	11M	12M	ALL
DL=12	2	3	2	41	45	32	202	8	2	0	1	0	338
DL=11	1	2	2	28	186	674	147	0	1	0	0	0	1041
DL=10	3	2	0	74	485	138	3	2	0	0	0	0	707
DL=9	5	0	0	240	247	19	4	0	0	0	0	0	515
DL=8	0	0	1	11	23	15	10	0	0	0	0	0	60
DL=7	1	2	0	0	8	10	7	1	0	0	0	0	29
DL=6	4	0	0	1	12	8	1	0	0	0	0	0	26
DL=5	0	0	0	0	23	0	0	0	0	0	0	0	23
DL=4	1	0	0	0	0	0	0	0	0	0	0	0	1
DL=3	0	0	0	0	0	0	0	0	0	0	0	0	0
DL=2	0	0	0	0	0	0	0	0	0	0	0	0	0
DL=1	0	0	0	0	0	0	0	0	0	0	0	0	0
<b>TOT</b>	<b>17</b>	<b>9</b>	<b>5</b>	<b>395</b>	<b>1029</b>	<b>896</b>	<b>374</b>	<b>11</b>	<b>3</b>	<b>0</b>	<b>1</b>	<b>0</b>	<b>2740</b>

**ACTUAL NUMBER OF LOSSES T MONTHS AFTER 93 2 15  
BY CONTRACTED DEPLENGTH FOR MISSION BOX 1**

T=	1M	2M	3M	4M	5M	6M	7M	8M	9M	10M	11M	12M	ALL
DL=12	3	7	10	15	12	16	21	6	0	0	1	1	92
DL=11	1	18	21	36	68	115	20	0	0	0	0	1	280
DL=10	4	14	15	43	65	18	0	0	0	0	0	0	159
DL=9	0	18	31	71	37	3	2	0	0	0	0	0	162
DL=8	1	2	2	3	2	7	1	0	0	0	0	0	18
DL=7	1	0	0	2	2	2	2	1	0	0	0	0	10
DL=6	0	0	0	0	4	1	0	0	0	0	0	0	5
DL=5	1	0	1	0	2	0	0	0	0	0	0	0	4
DL=4	0	0	0	0	0	1	0	0	0	0	0	0	1
DL=3	0	0	0	0	0	0	0	0	0	0	0	0	0
DL=2	0	0	0	0	0	0	0	0	0	0	0	0	0
DL=1	0	0	0	0	0	0	0	0	0	0	0	0	0
<b>TOT</b>	<b>11</b>	<b>59</b>	<b>80</b>	<b>170</b>	<b>192</b>	<b>163</b>	<b>46</b>	<b>7</b>	<b>0</b>	<b>0</b>	<b>1</b>	<b>2</b>	<b>731</b>

**PERCENT ERROR IN FORECASTING NUMBER OF ACCESSIONS T MONTHS AFTER 93 2 15  
BY CONTRACTED DEPLENGTH FOR MISSION BOX 1**

T=	1M	2M	3M	4M	5M	6M	7M	8M	9M	10M	11M	12M	ALL
DL=12	991	423	743	-24	-35	46	-27	-36	141	0	261	0	0
DL=11	163	105	1164	268	-9	2	-99	0	-100	0	0	0	-5
DL=10	28	-51	0	153	-6	-95	-11	-68	0	0	0	0	-4
DL=9	-83	0	0	78	-89	-65	-31	0	0	0	0	0	9
DL=8	0	0	1271	-26	15	-14	-86	0	0	0	0	0	9
DL=7	16	13	0	0	-14	14	-58	-100	0	0	0	0	11
DL=6	-10	0	0	909	-39	-54	-100	0	0	0	0	0	1
DL=5	0	0	0	0	-74	0	0	0	0	0	0	0	4
DL=4	-40	0	0	0	0	0	0	0	0	0	0	0	73
DL=3	0	0	0	0	0	0	0	0	0	0	0	0	0
DL=2	0	0	0	0	0	0	0	0	0	0	0	0	0
DL=1	0	0	0	0	0	0	0	0	0	0	0	0	0
TOT	103	214	3381	100	-29	-14	-58	-42	60	0	326	0	-1

**PERCENT ERROR IN FORECASTING NUMBER OF LOSSES T MONTHS AFTER 93 2 15  
BY CONTRACTED DEPLENGTH FOR MISSION BOX 1**

T=	1M	2M	3M	4M	5M	6M	7M	8M	9M	10M	11M	12M	ALL
DL=12	192	19	-5	-3	38	-4	32	-59	0	0	40	417	23
DL=11	939	13	94	61	5	18	-98	0	0	0	0	-100	20
DL=10	204	31	25	10	33	-84	0	0	0	0	0	0	18
DL=9	0	-44	-31	-7	-88	-65	-73	0	0	0	0	0	-27
DL=8	-14	-29	40	-39	100	-75	-80	0	0	0	0	0	-28
DL=7	56	0	0	-44	-44	-21	-80	-100	0	0	0	0	-32
DL=6	0	0	0	0	-78	-57	0	0	0	0	0	0	-24
DL=5	-89	0	-47	0	-71	0	0	0	0	0	0	0	25
DL=4	0	0	0	0	0	-100	0	0	0	0	0	0	-73
DL=3	0	0	0	0	0	0	0	0	0	0	0	0	0
DL=2	0	0	0	0	0	0	0	0	0	0	0	0	0
DL=1	0	0	0	0	0	0	0	0	0	0	0	0	0
TOT	332	2	18	13	-3	-3	-35	-53	0	0	70	213	7

**ESTIMATED NUMBER OF ACCESSIONS T MONTHS AFTER 93 3 15  
BY CONTRACTED DEPLENGTH FOR MISSION BOX 1**

T=	1M	2M	3M	4M	5M	6M	7M	8M	9M	10M	11M	12M	ALL
DL=12	18	22	34	30	48	147	7	5	6	4	2	8	333
DL=11	6	25	101	171	689	4	1	0	0	3	0	0	998
DL=10	1	18	174	447	41	3	1	0	0	0	0	0	685
DL=9	1	86	417	51	9	3	0	0	0	0	0	0	567
DL=8	2	13	8	23	14	5	0	1	0	0	0	0	66
DL=7	3	1	5	8	13	4	1	0	0	0	0	0	33
DL=6	0	2	10	7	10	9	0	0	0	0	0	0	37
DL=5	0	2	16	12	1	0	0	0	0	0	0	0	30
DL=4	1	0	3	4	0	0	0	0	0	0	0	0	8
DL=3	0	0	1	0	0	0	0	0	0	0	0	0	1
DL=2	0	0	0	0	0	0	0	0	0	0	0	0	0
DL=1	0	0	0	0	0	0	0	0	0	0	0	0	0
TOT	32	169	769	753	824	174	10	6	6	7	2	8	2759

**ESTIMATED NUMBER OF LOSSES T MONTHS AFTER 93 3 15  
BY CONTRACTED DEPLENGTH FOR MISSION BOX 1**

T=	1M	2M	3M	4M	5M	6M	7M	8M	9M	10M	11M	12M	ALL
DL=12	9	11	16	17	16	28	3	2	2	2	1	4	112
DL=11	21	41	58	72	137	1	0	0	0	1	0	0	330
DL=10	18	19	45	86	9	1	0	0	0	0	0	0	178
DL=9	10	20	65	8	1	1	0	0	0	0	0	0	105
DL=8	1	2	2	3	2	1	0	0	0	0	0	0	12
DL=7	1	0	1	1	2	1	0	0	0	0	0	0	6
DL=6	0	1	1	1	1	1	0	0	0	0	0	0	6
DL=5	1	1	2	1	0	0	0	1	0	0	0	0	6
DL=4	0	0	0	0	0	0	0	0	0	0	0	0	1
DL=3	0	0	0	0	0	0	0	0	0	0	0	0	0
DL=2	0	0	0	0	0	0	0	0	0	0	0	0	0
DL=1	0	0	0	0	0	0	0	0	0	0	0	0	0
TOT	61	95	189	190	168	33	4	4	2	2	2	5	755

**ACTUAL NUMBER OF ACCESSIONS T MONTHS AFTER 93 3 15  
BY CONTRACTED DEPLENGTH FOR MISSION BOX 1**

T=	1M	2M	3M	4M	5M	6M	7M	8M	9M	10M	11M	12M	ALL
DL=12	2	3	35	45	38	199	11	2	0	1	0	0	336
DL=11	2	2	17	177	687	154	0	1	0	0	0	0	1040
DL=10	3	0	43	500	154	3	2	0	0	0	0	0	705
DL=9	0	0	213	271	22	4	0	0	0	0	0	0	510
DL=8	0	1	11	18	20	10	0	0	0	0	0	0	60
DL=7	2	0	0	8	10	8	2	0	0	0	0	0	30
DL=6	0	0	1	11	13	7	4	0	0	0	0	0	36
DL=5	0	0	0	24	5	0	0	0	0	0	0	0	29
DL=4	0	0	0	8	0	0	0	0	0	0	0	0	8
DL=3	0	0	1	0	0	0	0	0	0	0	0	0	1
DL=2	0	0	0	0	0	0	0	0	0	0	0	0	0
DL=1	0	0	0	0	0	0	0	0	0	0	0	0	0
TOT	9	6	321	1062	949	385	19	3	0	1	0	0	2755

**ACTUAL NUMBER OF LOSSES T MONTHS AFTER 93 3 15  
BY CONTRACTED DEPLENGTH FOR MISSION BOX 1**

T=	1M	2M	3M	4M	5M	6M	7M	8M	9M	10M	11M	12M	ALL
DL=12	7	10	15	10	18	20	6	1	0	1	0	1	89
DL=11	18	21	34	65	117	23	0	0	0	3	1	0	282
DL=10	12	17	43	65	18	0	0	0	0	0	0	0	155
DL=9	17	31	65	44	3	2	0	0	0	0	0	0	162
DL=8	2	2	2	3	7	1	1	0	0	0	0	0	18
DL=7	0	0	2	2	2	2	1	0	0	0	0	0	9
DL=6	0	0	0	4	1	2	1	0	0	0	0	0	8
DL=5	0	1	1	3	0	0	0	0	0	0	0	0	5
DL=4	0	0	0	0	1	0	0	0	0	0	0	0	1
DL=3	0	0	0	0	0	0	0	0	0	0	0	0	0
DL=2	0	0	0	0	0	0	0	0	0	0	0	0	0
DL=1	0	0	0	0	0	0	0	0	0	0	0	0	0
TOT	56	82	162	196	167	50	9	1	0	4	1	1	729

**PERCENT ERROR IN FORECASTING NUMBER OF ACCESSIONS T MONTHS AFTER 93 3 15  
BY CONTRACTED DEPLENGTH FOR MISSION BOX 1**

T=	1M	2M	3M	4M	5M	6M	7M	8M	9M	10M	11M	12M	ALL
DL=12	804	621	-2	-33	27	-26	-33	170	0	293	0	0	-1
DL=11	179	1136	493	-4	0	-98	0	-100	0	0	0	0	-4
DL=10	-61	0	304	-11	-73	-11	-68	0	0	0	0	0	-3
DL=9	0	0	96	-81	-60	-31	0	0	0	0	0	0	11
DL=8	0	1226	-25	29	-32	-51	0	0	0	0	0	0	11
DL=7	32	0	0	-2	30	-53	-64	0	0	0	0	0	11
DL=6	0	0	901	-33	-26	25	-100	0	0	0	0	0	4
DL=5	0	0	0	-52	-85	0	0	0	0	0	0	0	5
DL=4	0	0	0	-51	0	0	0	0	0	0	0	0	0
DL=3	0	0	-20	0	0	0	0	0	0	0	0	0	-10
DL=2	0	0	0	0	0	0	0	0	0	0	0	0	0
DL=1	0	0	0	0	0	0	0	0	0	0	0	0	0
TOT	254	2709	139	-29	-13	-55	-50	104	0	555	0	0	0

**PERCENT ERROR IN FORECASTING NUMBER OF LOSSES T MONTHS AFTER 93 3 15  
BY CONTRACTED DEPLENGTH FOR MISSION BOX 1**

T=	1M	2M	3M	4M	5M	6M	7M	8M	9M	10M	11M	12M	ALL
DL=12	35	10	4	73	-9	41	-49	102	0	61	0	310	26
DL=11	17	94	70	11	17	-96	0	0	0	-80	-100	0	17
DL=10	47	12	5	32	-50	0	0	0	0	0	0	0	15
DL=9	-40	-36	-1	-82	-54	-73	0	0	0	0	0	0	-35
DL=8	-42	22	-12	13	-72	-33	-96	0	0	0	0	0	-36
DL=7	0	0	-55	-35	-9	-74	-90	0	0	0	0	0	-37
DL=6	0	0	0	-73	24	-49	-100	0	0	0	0	0	-31
DL=5	0	-44	69	-63	0	0	0	0	0	0	0	0	14
DL=4	0	0	0	0	-100	0	0	0	0	0	0	0	1
DL=3	0	0	0	0	0	0	0	0	0	0	0	0	0
DL=2	0	0	0	0	0	0	0	0	0	0	0	0	0
DL=1	0	0	0	0	0	0	0	0	0	0	0	0	0
TOT	10	16	17	-3	1	-34	-58	270	0	-43	52	363	4

**ESTIMATED NUMBER OF ACCESSIONS T MONTHS AFTER 93 4 15  
BY CONTRACTED DEPLENGTH FOR MISSION BOX 1**

T=	1M	2M	3M	4M	5M	6M	7M	8M	9M	10M	11M	12M	ALL
DL=12	24	38	33	49	148	7	6	6	4	3	2	6	327
DL=11	28	106	169	689	1	1	0	0	3	0	0	0	997
DL=10	18	183	476	9	3	1	0	0	0	0	0	0	689
DL=9	91	432	28	8	3	0	0	0	1	0	0	0	562
DL=8	15	8	24	16	2	0	1	0	0	0	0	0	66
DL=7	1	5	9	12	4	1	0	0	0	0	0	0	31
DL=6	2	10	7	11	18	3	0	0	0	0	0	0	52
DL=5	2	16	12	6	7	0	0	0	0	0	0	0	43
DL=4	1	3	7	1	0	0	0	0	0	0	0	0	12
DL=3	0	2	0	0	0	0	0	0	0	0	0	0	3
DL=2	0	0	0	0	0	0	0	0	0	0	0	0	0
DL=1	0	0	0	0	0	0	0	0	0	0	0	0	0
<b>TOT</b>	<b>181</b>	<b>802</b>	<b>765</b>	<b>803</b>	<b>185</b>	<b>12</b>	<b>7</b>	<b>7</b>	<b>8</b>	<b>3</b>	<b>2</b>	<b>6</b>	<b>2781</b>

**ESTIMATED NUMBER OF LOSSES T MONTHS AFTER 93 4 15  
BY CONTRACTED DEPLENGTH FOR MISSION BOX 1**

T=	1M	2M	3M	4M	5M	6M	7M	8M	9M	10M	11M	12M	ALL
DL=12	12	17	18	17	29	3	2	2	2	2	1	3	109
DL=11	42	59	72	136	1	0	0	0	1	0	0	0	310
DL=10	18	47	90	3	1	0	0	0	0	0	0	0	159
DL=9	21	67	5	1	1	0	0	0	0	0	0	0	94
DL=8	3	2	4	2	0	0	0	0	0	0	0	0	10
DL=7	1	1	1	2	1	0	0	0	0	0	0	0	6
DL=6	1	1	1	2	2	0	0	0	0	0	0	0	7
DL=5	1	2	1	1	1	0	2	0	0	0	0	0	7
DL=4	0	0	1	0	0	0	0	0	0	0	0	0	2
DL=3	0	0	0	0	0	0	0	0	0	0	0	0	0
DL=2	0	0	0	0	0	0	0	0	0	0	0	0	0
DL=1	0	0	0	0	0	0	0	0	0	0	0	0	0
<b>TOT</b>	<b>98</b>	<b>195</b>	<b>192</b>	<b>164</b>	<b>34</b>	<b>4</b>	<b>5</b>	<b>3</b>	<b>3</b>	<b>2</b>	<b>1</b>	<b>4</b>	<b>705</b>

**ACTUAL NUMBER OF ACCESSIONS T MONTHS AFTER 93 4 15  
BY CONTRACTED DEPLENGTH FOR MISSION BOX 1**

T=	1M	2M	3M	4M	5M	6M	7M	8M	9M	10M	11M	12M	ALL
DL=12	3	35	47	36	201	9	2	0	1	0	0	0	334
DL=11	2	17	185	679	154	0	1	0	0	0	0	0	1038
DL=10	0	43	510	144	3	2	0	0	0	0	0	0	702
DL=9	0	213	272	21	4	0	0	0	0	1	0	0	511
DL=8	1	11	21	17	10	0	0	0	0	0	0	0	60
DL=7	0	0	8	10	8	2	0	0	0	0	0	0	28
DL=6	0	1	11	13	13	13	0	0	0	0	0	0	51
DL=5	0	0	24	6	9	3	0	0	0	0	0	0	42
DL=4	0	0	11	2	0	0	0	0	0	0	0	0	13
DL=3	0	1	2	0	0	0	0	0	0	0	0	0	3
DL=2	0	0	0	0	0	0	0	0	0	0	0	0	0
DL=1	0	0	0	0	0	0	0	0	0	0	0	0	0
<b>TOT</b>	<b>6</b>	<b>321</b>	<b>1091</b>	<b>928</b>	<b>402</b>	<b>29</b>	<b>3</b>	<b>0</b>	<b>1</b>	<b>1</b>	<b>0</b>	<b>0</b>	<b>2782</b>

**ACTUAL NUMBER OF LOSSES T MONTHS AFTER 93 4 15  
BY CONTRACTED DEPLENGTH FOR MISSION BOX 1**

T=	1M	2M	3M	4M	5M	6M	7M	8M	9M	10M	11M	12M	ALL
DL=12	10	15	11	17	20	7	0	0	1	0	0	1	82
DL=11	21	34	67	115	23	0	0	0	3	1	0	0	264
DL=10	17	43	65	18	0	0	0	0	0	0	0	0	143
DL=9	31	65	44	3	2	0	0	0	0	0	0	0	145
DL=8	2	2	3	7	1	1	0	0	0	0	0	0	16
DL=7	0	2	2	2	2	1	0	0	0	0	0	0	9
DL=6	0	0	4	1	3	1	0	0	0	0	0	0	9
DL=5	1	1	3	0	1	0	0	0	0	0	0	0	6
DL=4	0	0	0	1	0	0	0	0	0	0	0	0	1
DL=3	0	0	0	0	0	0	0	0	0	0	0	0	0
DL=2	0	0	0	0	0	0	0	0	0	0	0	0	0
DL=1	0	0	0	0	0	0	0	0	0	0	0	0	0
<b>TOT</b>	<b>82</b>	<b>162</b>	<b>199</b>	<b>164</b>	<b>52</b>	<b>10</b>	<b>0</b>	<b>0</b>	<b>4</b>	<b>1</b>	<b>0</b>	<b>1</b>	<b>675</b>

**PERCENT ERROR IN FORECASTING NUMBER OF ACCESSIONS T MONTHS AFTER 93 4 15  
BY CONTRACTED DEPLENGTH FOR MISSION BOX 1**

T=	1M	2M	3M	4M	5M	6M	7M	8M	9M	10M	11M	12M	ALL
DL=12	689	8	-30	37	-26	-20	213	0	326	0	0	0	-2
DL=11	1299	523	-9	2	-99	0	-100	0	0	0	0	0	-4
DL=10	0	325	-7	-94	-10	-68	0	0	0	0	0	0	-2
DL=9	0	103	-90	-61	-30	0	0	0	0	-100	0	0	10
DL=8	1380	-31	14	-5	-79	0	0	0	0	0	0	0	9
DL=7	0	0	7	24	-53	-64	0	0	0	0	0	0	12
DL=6	0	909	-32	-13	40	-77	0	0	0	0	0	0	1
DL=5	0	0	-49	-5	-24	-100	0	0	0	0	0	0	2
DL=4	0	0	-35	-52	0	0	0	0	0	0	0	0	-5
DL=3	0	141	-100	0	0	0	0	0	0	0	0	0	-9
DL=2	0	0	0	0	0	0	0	0	0	0	0	0	0
DL=1	0	0	0	0	0	0	0	0	0	0	0	0	0
TOT	2919	150	-30	-14	-54	-58	132	0	655	160	0	0	0

**PERCENT ERROR IN FORECASTING NUMBER OF LOSSES T MONTHS AFTER 93 4 15  
BY CONTRACTED DEPLENGTH FOR MISSION BOX 1**

T=	1M	2M	3M	4M	5M	6M	7M	8M	9M	10M	11M	12M	ALL
DL=12	22	13	66	0	44	-52	0	0	85	0	0	224	33
DL=11	100	73	7	19	-97	0	0	0	-80	-100	0	0	18
DL=10	9	8	38	-84	0	0	0	0	0	0	0	0	11
DL=9	-34	2	-90	-57	-72	0	0	0	0	0	0	0	-35
DL=8	32	-16	17	-68	-70	-96	0	0	0	0	0	0	-34
DL=7	0	-54	-31	-13	-74	-90	0	0	0	0	0	0	-37
DL=6	0	0	-70	58	-28	-66	0	0	0	0	0	0	-17
DL=5	-39	78	-56	0	-34	0	0	0	0	0	0	0	18
DL=4	0	0	0	-92	0	0	0	0	0	0	0	0	62
DL=3	0	0	0	0	0	0	0	0	0	0	0	0	0
DL=2	0	0	0	0	0	0	0	0	0	0	0	0	0
DL=1	0	0	0	0	0	0	0	0	0	0	0	0	0
TOT	20	21	-3	0	-34	-55	0	0	-34	74	0	260	4

**ESTIMATED NUMBER OF ACCESSIONS T MONTHS AFTER 93 5 15  
BY CONTRACTED DEPLENGTH FOR MISSION BOX 1**

T=	1M	2M	3M	4M	5M	6M	7M	8M	9M	10M	11M	12M	ALL
DL=12	45	36	51	148	9	7	7	5	3	2	2	4	319
DL=11	130	171	695	4	1	0	0	3	0	0	0	0	1003
DL=10	189	451	42	3	1	0	0	0	0	0	0	0	686
DL=9	471	52	9	3	0	0	0	1	0	0	0	0	536
DL=8	9	24	16	2	0	1	0	1	0	0	0	0	54
DL=7	5	9	13	4	1	0	0	0	0	0	0	0	31
DL=6	12	7	11	19	5	0	0	0	0	0	0	0	55
DL=5	17	12	8	18	1	0	0	0	0	0	0	0	56
DL=4	4	8	4	5	0	0	0	0	0	0	0	0	21
DL=3	3	4	3	0	0	0	0	0	0	0	0	0	10
DL=2	1	3	0	0	0	0	0	0	0	0	0	0	5
DL=1	3	0	0	0	0	0	0	0	0	0	0	0	3
TOT	891	776	852	205	17	8	8	9	3	2	2	4	2778

**ESTIMATED NUMBER OF LOSSES T MONTHS AFTER 93 5 15  
BY CONTRACTED DEPLENGTH FOR MISSION BOX 1**

T=	1M	2M	3M	4M	5M	6M	7M	8M	9M	10M	11M	12M	ALL
DL=12	19	19	18	29	4	3	3	2	2	1	1	2	104
DL=11	66	73	138	1	2	0	0	1	0	0	0	0	281
DL=10	48	86	9	1	0	0	0	0	0	0	0	0	145
DL=9	75	8	3	2	0	0	0	1	0	0	0	1	90
DL=8	3	6	6	2	3	0	0	0	0	0	0	0	20
DL=7	1	1	2	1	0	0	0	0	0	0	0	0	5
DL=6	2	1	2	2	1	0	0	0	0	0	0	0	7
DL=5	2	1	1	2	0	2	0	0	0	0	0	0	8
DL=4	1	1	0	1	0	0	0	0	0	0	0	0	3
DL=3	0	0	0	0	0	0	0	0	0	0	0	0	1
DL=2	0	1	0	0	0	0	0	0	0	0	0	0	1
DL=1	2	0	0	0	0	0	0	0	0	0	0	0	2
TOT	219	199	179	40	10	5	3	4	2	1	1	4	668

**ACTUAL NUMBER OF ACCESSIONS T MONTHS AFTER 93 5 15  
BY CONTRACTED DEPLENGTH FOR MISSION BOX 1**

T=	1M	2M	3M	4M	5M	6M	7M	8M	9M	10M	11M	12M	ALL
DL=12	35	45	38	199	11	2	0	1	0	0	0	0	331
DL=11	17	177	687	154	0	1	0	0	0	0	0	0	1036
DL=10	43	500	154	3	2	0	0	0	0	0	0	0	702
DL=9	213	271	22	4	0	0	0	1	1	0	0	0	512
DL=8	11	18	20	10	0	0	0	0	0	0	0	0	59
DL=7	0	8	10	8	2	0	0	0	0	0	0	0	28
DL=6	1	11	13	11	16	1	0	0	0	0	0	0	53
DL=5	0	24	6	13	13	0	0	0	0	0	0	0	56
DL=4	0	11	3	5	3	0	0	0	0	0	0	0	22
DL=3	1	4	6	0	0	0	0	0	0	0	0	0	11
DL=2	0	5	0	0	0	0	0	0	0	0	0	0	5
DL=1	3	2	0	0	0	0	0	0	0	0	0	0	5
TOT	324	1076	959	407	47	4	0	2	1	0	0	0	2820

**ACTUAL NUMBER OF LOSSES T MONTHS AFTER 93 5 15  
BY CONTRACTED DEPLENGTH FOR MISSION BOX 1**

T=	1M	2M	3M	4M	5M	6M	7M	8M	9M	10M	11M	12M	ALL
DL=12	15	10	18	20	7	0	0	1	0	0	0	1	72
DL=11	34	65	117	23	0	0	0	3	1	0	0	0	243
DL=10	43	65	18	0	0	0	0	0	0	0	0	0	126
DL=9	65	44	3	2	0	0	0	0	0	0	0	0	114
DL=8	2	3	7	1	1	0	0	1	0	0	0	0	15
DL=7	2	2	2	2	1	0	0	0	0	0	0	0	9
DL=6	0	4	1	3	2	0	0	0	0	0	0	0	10
DL=5	1	3	0	1	1	0	0	0	0	0	0	0	6
DL=4	0	0	1	1	0	0	0	0	0	0	0	0	2
DL=3	0	0	0	0	0	0	0	0	0	0	0	0	0
DL=2	0	1	0	0	0	0	0	0	0	0	0	0	1
DL=1	0	0	0	0	0	0	0	0	0	0	0	0	0
TOT	162	197	167	53	12	0	0	5	1	0	0	1	598

**PERCENT ERROR IN FORECASTING NUMBER OF ACCESSIONS T MONTHS AFTER 93.5.15  
BY CONTRACTED DEPLENGTH FOR MISSION BOX 1**

T=	1M	2M	3M	4M	5M	6M	7M	8M	9M	10M	11M	12M	ALL
DL=12	29	-21	34	-26	-16	240	0	368	0	0	0	0	-4
DL=11	667	-4	1	-98	0	-100	0	0	0	0	0	0	-3
DL=10	341	-10	-73	-9	-68	0	0	0	0	0	0	0	-2
DL=9	121	-81	-59	-29	0	0	0	35	-100	0	0	0	5
DL=8	-15	35	-18	-79	0	0	0	0	0	0	0	0	-9
DL=7	0	8	25	-52	-63	0	0	0	0	0	0	0	11
DL=6	1083	-32	-12	70	-68	-100	0	0	0	0	0	0	3
DL=5	0	-49	25	36	-94	0	0	0	0	0	0	0	-1
DL=4	0	-32	40	10	-100	0	0	0	0	0	0	0	-4
DL=3	216	-9	-47	0	0	0	0	0	0	0	0	0	-9
DL=2	0	-31	0	0	0	0	0	0	0	0	0	0	-9
DL=1	7	-100	0	0	0	0	0	0	0	0	0	0	-35
TOT	175	-28	-11	-50	-63	88	0	367	186	0	0	0	-1

**PERCENT ERROR IN FORECASTING NUMBER OF LOSSES T MONTHS AFTER 93.5.15  
BY CONTRACTED DEPLENGTH FOR MISSION BOX 1**

T=	1M	2M	3M	4M	5M	6M	7M	8M	9M	10M	11M	12M	ALL
DL=12	27	95	0	45	-41	0	0	105	0	0	0	142	45
DL=11	95	12	18	-96	0	0	0	-80	-100	0	0	0	15
DL=10	12	33	-49	0	0	0	0	0	0	0	0	0	15
DL=9	15	-81	-3	7	0	0	0	0	0	0	0	0	-21
DL=8	62	108	-11	65	172	0	0	-90	0	0	0	0	35
DL=7	-49	-30	-12	-74	-90	0	0	0	0	0	0	0	-47
DL=6	0	-70	62	-25	-70	0	0	0	0	0	0	0	-26
DL=5	100	-52	0	70	-91	0	0	0	0	0	0	0	38
DL=4	0	0	-50	-43	0	0	0	0	0	0	0	0	42
DL=3	0	0	0	0	0	0	0	0	0	0	0	0	0
DL=2	0	0	0	0	0	0	0	0	0	0	0	0	45
DL=1	0	0	0	0	0	0	0	0	0	0	0	0	0
TOT	35	1	7	-25	-16	0	0	-24	92	0	0	290	12

**ESTIMATED NUMBER OF ACCESSIONS T MONTHS AFTER 93 6 15  
BY CONTRACTED DEPLENGTH FOR MISSION BOX 1**

T=	1M	2M	3M	4M	5M	6M	7M	8M	9M	10M	11M	12M	ALL
DL=12	41	53	150	9	7	7	5	3	3	2	1	3	285
DL=11	248	711	1	1	0	0	3	0	0	0	0	0	964
DL=10	565	9	3	1	0	0	0	0	0	0	0	0	577
DL=9	33	8	36	0	0	0	1	0	0	0	0	0	78
DL=8	29	17	2	0	1	0	1	0	0	0	0	0	50
DL=7	10	13	4	1	0	0	0	0	0	0	0	0	27
DL=6	9	11	19	5	0	0	0	0	0	0	0	0	44
DL=5	14	8	18	2	0	0	0	0	0	0	0	0	41
DL=4	10	5	9	1	0	0	0	0	0	0	0	1	26
DL=3	5	9	2	0	0	0	0	0	0	0	0	0	15
DL=2	5	0	0	0	0	0	0	0	0	0	0	0	5
DL=1	0	0	0	3	1	0	0	0	0	0	0	0	4
<b>TOT</b>	<b>968</b>	<b>843</b>	<b>243</b>	<b>22</b>	<b>9</b>	<b>8</b>	<b>10</b>	<b>3</b>	<b>3</b>	<b>3</b>	<b>1</b>	<b>4</b>	<b>2116</b>

**ESTIMATED NUMBER OF LOSSES T MONTHS AFTER 93 6 15  
BY CONTRACTED DEPLENGTH FOR MISSION BOX 1**

T=	1M	2M	3M	4M	5M	6M	7M	8M	9M	10M	11M	12M	ALL
DL=12	20	18	30	4	3	3	2	2	1	1	1	2	88
DL=11	110	141	0	0	17	0	1	0	0	0	0	0	269
DL=10	106	22	10	10	0	10	0	0	0	0	0	10	168
DL=9	71	1	66	66	0	0	0	33	0	0	0	33	270
DL=8	5	3	2	1	1	0	0	0	0	0	0	0	12
DL=7	4	2	1	0	0	0	0	0	0	0	0	0	7
DL=6	1	2	13	1	0	0	0	0	0	0	0	0	17
DL=5	6	4	2	3	4	0	2	0	0	0	0	3	23
DL=4	1	1	1	0	0	0	0	0	0	0	0	1	3
DL=3	3	1	0	0	0	0	0	0	0	0	0	0	4
DL=2	1	0	0	0	1	0	0	0	0	0	0	0	2
DL=1	0	0	0	0	0	1	0	0	0	0	0	0	1
<b>TOT</b>	<b>329</b>	<b>195</b>	<b>125</b>	<b>84</b>	<b>26</b>	<b>14</b>	<b>5</b>	<b>35</b>	<b>1</b>	<b>1</b>	<b>1</b>	<b>48</b>	<b>864</b>

**ACTUAL NUMBER OF ACCESSIONS T MONTHS AFTER 93 6 15  
BY CONTRACTED DEPLENGTH FOR MISSION BOX 1**

T=	1M	2M	3M	4M	5M	6M	7M	8M	9M	10M	11M	12M	ALL
DL=12	47	36	201	9	2	0	1	0	0	0	0	0	296
DL=11	185	679	154	0	1	0	0	0	0	0	0	0	1019
DL=10	510	144	3	2	0	0	0	0	0	0	0	0	659
DL=9	272	21	4	0	0	0	1	1	0	0	0	0	299
DL=8	21	17	10	0	0	0	0	1	0	0	0	0	49
DL=7	8	10	8	2	0	0	0	0	0	0	0	0	28
DL=6	11	13	13	14	1	0	0	0	0	0	0	0	52
DL=5	24	6	14	12	0	0	0	0	0	0	0	0	56
DL=4	11	3	9	4	0	0	0	0	0	0	0	0	27
DL=3	4	7	7	0	0	0	0	0	0	0	0	0	18
DL=2	5	1	0	0	0	0	0	0	0	0	0	0	6
DL=1	4	0	0	0	0	0	0	0	0	0	0	0	4
<b>TOT</b>	<b>1102</b>	<b>937</b>	<b>423</b>	<b>43</b>	<b>4</b>	<b>0</b>	<b>2</b>	<b>2</b>	<b>0</b>	<b>0</b>	<b>0</b>	<b>0</b>	<b>2513</b>

**ACTUAL NUMBER OF LOSSES T MONTHS AFTER 93 6 15  
BY CONTRACTED DEPLENGTH FOR MISSION BOX 1**

T=	1M	2M	3M	4M	5M	6M	7M	8M	9M	10M	11M	12M	ALL
DL=12	11	17	20	7	0	0	1	0	0	0	0	1	57
DL=11	67	115	23	0	0	0	3	1	0	0	0	0	209
DL=10	65	18	0	0	0	0	0	0	0	0	0	0	83
DL=9	44	3	2	0	0	0	0	0	0	0	0	0	49
DL=8	3	7	1	1	0	0	1	0	0	0	0	0	13
DL=7	2	2	2	1	0	0	0	0	0	0	0	0	7
DL=6	4	1	3	2	0	0	0	0	0	0	0	0	10
DL=5	3	0	1	2	0	0	0	0	0	0	0	0	6
DL=4	0	1	1	0	0	0	0	0	0	0	0	0	2
DL=3	0	0	1	0	0	0	0	0	0	0	0	0	1
DL=2	1	0	0	0	0	0	0	0	0	0	0	0	1
DL=1	1	0	0	0	0	0	0	0	0	0	0	0	1
<b>TOT</b>	<b>201</b>	<b>164</b>	<b>54</b>	<b>13</b>	<b>0</b>	<b>0</b>	<b>5</b>	<b>1</b>	<b>0</b>	<b>0</b>	<b>0</b>	<b>1</b>	<b>439</b>

**PERCENT ERROR IN FORECASTING NUMBER OF ACCESSIONS T MONTHS AFTER 93 6 15  
BY CONTRACTED DEPLENGTH FOR MISSION BOX 1**

T=	1M	2M	3M	4M	5M	6M	7M	8M	9M	10M	11M	12M	ALL
DL=12	-13	46	-25	1	252	0	406	0	0	0	0	0	-4
DL=11	34	5	-99	0	-100	0	0	0	0	0	0	0	-5
DL=10	11	-94	-7	-68	0	0	0	0	0	0	0	0	-12
DL=9	-88	-60	790	0	0	0	35	-100	0	0	0	0	-74
DL=8	36	-3	-78	0	0	0	0	-100	0	0	0	0	2
DL=7	26	26	-52	-63	0	0	0	0	0	0	0	0	-3
DL=6	-14	-17	45	-63	-100	0	0	0	0	0	0	0	-15
DL=5	-41	26	28	-87	0	0	0	0	0	0	0	0	-27
DL=4	-9	54	-3	-68	0	0	0	0	0	0	0	0	-5
DL=3	20	29	-77	0	0	0	0	0	0	0	0	0	-14
DL=2	-7	-100	0	0	0	0	0	0	0	0	0	0	-23
DL=1	-100	0	0	0	0	0	0	0	0	0	0	0	-6
TOT	-12	-10	-43	-49	125	0	422	53	0	0	0	0	-16

**PERCENT ERROR IN FORECASTING NUMBER OF LOSSES T MONTHS AFTER 93 6 15  
BY CONTRACTED DEPLENGTH FOR MISSION BOX 1**

T=	1M	2M	3M	4M	5M	6M	7M	8M	9M	10M	11M	12M	ALL
DL=12	86	9	48	-41	0	0	124	0	0	0	0	92	55
DL=11	65	22	-98	0	0	0	-80	-100	0	0	0	0	29
DL=10	64	21	0	0	0	0	0	0	0	0	0	0	102
DL=9	61	-54	3201	0	0	0	0	0	0	0	0	0	450
DL=8	57	-52	100	-38	0	0	-81	0	0	0	0	0	-6
DL=7	116	-12	-73	-90	0	0	0	0	0	0	0	0	-4
DL=6	-64	54	342	-70	0	0	0	0	0	0	0	0	68
DL=5	99	0	73	58	0	0	0	0	0	0	0	0	282
DL=4	0	-39	-8	0	0	0	0	0	0	0	0	0	73
DL=3	0	0	-85	0	0	0	0	0	0	0	0	0	256
DL=2	35	0	0	0	0	0	0	0	0	0	0	0	135
DL=1	-100	0	0	0	0	0	0	0	0	0	0	0	25
TOT	64	19	131	548	0	0	-3	3372	0	0	0	4715	97

**ESTIMATED NUMBER OF ACCESSIONS T MONTHS AFTER 93 7 15  
BY CONTRACTED DEPLENGTH FOR MISSION BOX 1**

T=	1M	2M	3M	4M	5M	6M	7M	8M	9M	10M	11M	12M	ALL
DL=12	54	153	9	8	7	5	3	3	2	5	19	14	283
DL=11	815	1	1	0	0	3	0	0	1	5	3	0	829
DL=10	11	3	1	0	0	0	0	0	0	0	0	0	14
DL=9	9	3	2	0	0	1	0	0	0	0	0	0	16
DL=8	20	2	0	1	0	1	0	0	0	0	0	0	25
DL=7	15	4	1	0	0	0	1	0	0	0	0	0	21
DL=6	12	19	5	0	0	0	0	0	0	0	0	0	36
DL=5	8	18	2	0	0	0	0	0	0	0	0	0	27
DL=4	6	9	1	0	0	0	0	0	0	0	0	0	16
DL=3	11	4	0	0	0	0	0	0	0	0	0	0	15
DL=2	0	1	0	0	0	0	0	0	0	0	0	0	1
DL=1	0	0	0	0	0	0	0	0	0	0	0	0	0
<b>TOT</b>	<b>961</b>	<b>217</b>	<b>21</b>	<b>8</b>	<b>8</b>	<b>11</b>	<b>4</b>	<b>3</b>	<b>3</b>	<b>10</b>	<b>22</b>	<b>14</b>	<b>1282</b>

**ESTIMATED NUMBER OF LOSSES T MONTHS AFTER 93 7 15  
BY CONTRACTED DEPLENGTH FOR MISSION BOX 1**

T=	1M	2M	3M	4M	5M	6M	7M	8M	9M	10M	11M	12M	ALL
DL=12	19	30	4	3	3	2	2	2	3	2	4	4	78
DL=11	165	0	0	1	4	1	0	0	1	1	1	0	174
DL=10	3	54	27	27	0	27	0	0	0	0	0	27	166
DL=9	5	0	4	4	0	0	0	2	0	0	0	2	17
DL=8	4	3	4	2	3	0	0	0	0	0	0	0	16
DL=7	3	1	0	0	0	0	0	0	0	0	0	0	4
DL=6	2	2	4	0	0	0	0	0	0	0	0	3	11
DL=5	2	3	0	3	0	0	0	0	0	0	0	1	10
DL=4	1	1	0	0	0	0	0	0	0	0	0	0	2
DL=3	3	0	0	0	0	0	0	0	0	0	0	0	3
DL=2	0	0	0	0	1	0	0	0	0	0	0	0	1
DL=1	0	0	0	0	0	0	0	0	0	0	0	0	0
<b>TOT</b>	<b>207</b>	<b>95</b>	<b>43</b>	<b>39</b>	<b>12</b>	<b>30</b>	<b>3</b>	<b>4</b>	<b>3</b>	<b>4</b>	<b>5</b>	<b>37</b>	<b>483</b>

**ACTUAL NUMBER OF ACCESSIONS T MONTHS AFTER 93 7 15  
BY CONTRACTED DEPLENGTH FOR MISSION BOX 1**

T=	1M	2M	3M	4M	5M	6M	7M	8M	9M	10M	11M	12M	ALL
DL=12	38	199	11	2	0	1	0	0	0	0	9	21	281
DL=11	687	154	0	1	0	0	0	0	0	0	3	1	846
DL=10	154	3	2	0	0	0	0	0	0	0	0	0	159
DL=9	22	4	0	0	0	1	1	0	0	0	0	0	28
DL=8	20	10	0	0	0	0	1	0	0	0	0	0	31
DL=7	10	8	2	0	0	0	1	0	0	0	0	0	21
DL=6	13	11	16	1	0	0	0	0	0	0	0	0	41
DL=5	6	13	13	0	0	0	0	0	0	0	0	0	32
DL=4	3	9	4	0	0	0	0	0	0	0	0	0	16
DL=3	7	8	2	0	0	0	0	0	0	0	0	0	17
DL=2	1	1	0	0	0	0	0	0	0	0	0	0	2
DL=1	0	0	0	0	0	0	0	0	0	0	0	0	0
<b>TOT</b>	<b>961</b>	<b>420</b>	<b>50</b>	<b>4</b>	<b>0</b>	<b>2</b>	<b>3</b>	<b>0</b>	<b>0</b>	<b>0</b>	<b>12</b>	<b>22</b>	<b>1474</b>

**ACTUAL NUMBER OF LOSSES T MONTHS AFTER 93 7 15  
BY CONTRACTED DEPLENGTH FOR MISSION BOX 1**

T=	1M	2M	3M	4M	5M	6M	7M	8M	9M	10M	11M	12M	ALL
DL=12	18	20	7	1	0	1	0	0	0	3	5	5	60
DL=11	117	23	0	0	0	3	1	0	2	1	5	0	152
DL=10	18	0	0	0	0	0	0	0	0	0	0	0	18
DL=9	3	2	0	0	0	0	0	0	0	0	0	0	5
DL=8	7	1	1	0	0	1	0	0	0	0	0	0	10
DL=7	2	2	1	0	0	0	0	0	0	0	0	0	5
DL=6	1	3	2	0	0	0	0	0	0	0	0	0	6
DL=5	0	1	2	0	0	0	0	0	0	0	0	0	3
DL=4	1	1	0	0	0	0	0	0	0	0	0	0	2
DL=3	0	1	0	0	0	0	0	0	0	0	0	0	1
DL=2	0	0	0	0	0	0	0	0	0	0	0	0	0
DL=1	0	0	0	0	0	0	0	0	0	0	0	0	0
<b>TOT</b>	<b>167</b>	<b>54</b>	<b>13</b>	<b>1</b>	<b>0</b>	<b>5</b>	<b>1</b>	<b>0</b>	<b>2</b>	<b>4</b>	<b>10</b>	<b>5</b>	<b>262</b>

**PERCENT ERROR IN FORECASTING NUMBER OF ACCESSIONS T MONTHS AFTER 93 7 15  
BY CONTRACTED DEPLENGTH FOR MISSION BOX 1**

T=	1M	2M	3M	4M	5M	6M	7M	8M	9M	10M	11M	12M	ALL
DL=12	43	-23	-19	279	0	419	0	0	0	0	108	-34	1
DL=11	19	-99	0	-100	0	0	0	0	0	0	9	-100	-2
DL=10	-93	-5	-67	0	0	0	0	0	0	0	0	0	-91
DL=9	-58	-28	0	0	0	36	-100	0	0	0	0	0	-44
DL=8	-1	-78	0	0	0	0	-100	0	0	0	0	0	-21
DL=7	55	-51	-63	0	0	0	-27	0	0	0	0	0	0
DL=6	-6	72	-67	-100	0	0	0	0	0	0	0	0	-11
DL=5	32	38	-88	0	0	0	0	0	0	0	0	0	-14
DL=4	86	-2	-80	0	0	0	0	0	0	0	0	0	-1
DL=3	51	-50	-100	0	0	0	0	0	0	0	0	0	-14
DL=2	-93	-31	0	0	0	0	0	0	0	0	0	0	-62
DL=1	0	0	0	0	0	0	0	0	0	0	0	0	0
TOT	0	-48	-59	111	0	435	41	0	0	0	83	-36	-13

**PERCENT ERROR IN FORECASTING NUMBER OF LOSSES T MONTHS AFTER 93 7 15  
BY CONTRACTED DEPLENGTH FOR MISSION BOX 1**

T=	1M	2M	3M	4M	5M	6M	7M	8M	9M	10M	11M	12M	ALL
DL=12	3	48	-44	172	0	129	0	0	0	-18	-18	-19	29
DL=11	41	-98	0	0	0	-77	-76	0	-72	18	-87	0	15
DL=10	-81	0	0	0	0	0	0	0	0	0	0	0	821
DL=9	75	-76	0	0	0	0	0	0	0	0	0	0	248
DL=8	-41	222	339	0	0	-81	0	0	0	0	0	0	65
DL=7	62	-73	-89	0	0	0	0	0	0	0	0	0	-19
DL=6	72	-24	80	0	0	0	0	0	0	0	0	0	77
DL=5	0	157	-92	0	0	0	0	0	0	0	0	0	218
DL=4	-35	-8	0	0	0	0	0	0	0	0	0	0	8
DL=3	0	-63	0	0	0	0	0	0	0	0	0	0	240
DL=2	0	0	0	0	0	0	0	0	0	0	0	0	0
DL=1	0	0	0	0	0	0	0	0	0	0	0	0	0
TOT	24	76	234	3793	0	505	203	0	54	-9	-49	639	84

**ESTIMATED NUMBER OF ACCESSIONS T MONTHS AFTER 93 8 15  
BY CONTRACTED DEPLENGTH FOR MISSION BOX 1**

T=	1M	2M	3M	4M	5M	6M	7M	8M	9M	10M	11M	12M	ALL
DL=12	177	7	6	7	4	3	3	2	5	20	15	7	256
DL=11	102	1	0	0	3	0	0	1	8	27	12	0	154
DL=10	4	1	0	0	0	0	0	1	5	5	0	0	15
DL=9	3	0	0	0	1	0	0	0	0	0	0	0	5
DL=8	2	0	1	0	1	0	0	0	0	0	0	0	4
DL=7	7	1	0	0	0	1	0	0	0	0	0	0	9
DL=6	23	5	0	0	0	1	0	0	0	0	0	0	29
DL=5	22	2	0	0	0	0	0	0	0	0	0	0	23
DL=4	11	1	0	0	0	0	0	0	0	0	0	0	12
DL=3	5	0	0	0	0	0	0	0	0	0	0	0	5
DL=2	1	0	0	0	0	0	0	0	0	0	0	0	1
DL=1	0	0	0	1	0	0	0	0	0	0	0	0	1
<b>TOT</b>	<b>355</b>	<b>16</b>	<b>7</b>	<b>8</b>	<b>11</b>	<b>5</b>	<b>3</b>	<b>4</b>	<b>18</b>	<b>52</b>	<b>27</b>	<b>7</b>	<b>513</b>

**ESTIMATED NUMBER OF LOSSES T MONTHS AFTER 93 8 15  
BY CONTRACTED DEPLENGTH FOR MISSION BOX 1**

T=	1M	2M	3M	4M	5M	6M	7M	8M	9M	10M	11M	12M	ALL
DL=12	33	3	3	2	2	2	2	3	3	5	3	3	62
DL=11	51	0	1	3	26	1	1	2	4	6	2	0	97
DL=10	1	1	0	0	0	0	0	0	1	1	0	0	6
DL=9	1	0	1	1	0	0	0	0	0	0	0	0	3
DL=8	1	2	3	1	2	0	0	0	0	0	0	0	10
DL=7	4	0	0	0	0	0	0	0	0	0	0	0	4
DL=6	3	1	1	0	0	0	0	0	0	0	0	1	6
DL=5	3	1	2	1	0	0	0	0	0	0	0	1	8
DL=4	1	0	0	0	0	0	0	0	0	0	0	0	2
DL=3	6	0	0	0	0	0	0	0	0	0	0	0	6
DL=2	0	0	0	0	0	0	0	0	0	0	0	0	0
DL=1	0	0	0	0	0	0	0	0	0	0	0	0	0
<b>TOT</b>	<b>105</b>	<b>7</b>	<b>11</b>	<b>8</b>	<b>31</b>	<b>3</b>	<b>4</b>	<b>5</b>	<b>7</b>	<b>12</b>	<b>6</b>	<b>5</b>	<b>205</b>

**ACTUAL NUMBER OF ACCESSIONS T MONTHS AFTER 93 8 15  
BY CONTRACTED DEPLENGTH FOR MISSION BOX 1**

T=	1M	2M	3M	4M	5M	6M	7M	8M	9M	10M	11M	12M	ALL
DL=12	201	9	2	0	1	0	0	0	0	9	25	3	250
DL=11	154	0	1	0	0	0	0	0	0	8	20	1	184
DL=10	3	2	0	0	0	0	0	0	0	1	3	0	9
DL=9	4	0	0	0	1	1	0	0	0	0	0	0	6
DL=8	10	0	0	0	0	1	0	0	0	0	0	0	11
DL=7	8	2	0	0	0	1	0	0	0	0	0	0	11
DL=6	13	14	1	0	0	0	0	0	0	0	0	0	28
DL=5	14	12	0	0	0	0	0	0	0	0	0	0	26
DL=4	9	4	0	0	0	0	0	0	0	0	0	0	13
DL=3	9	1	0	0	0	0	0	0	0	0	0	0	10
DL=2	1	0	0	0	0	0	0	0	0	0	0	0	1
DL=1	1	0	0	0	0	0	0	0	0	0	0	0	1
<b>TOT</b>	<b>427</b>	<b>44</b>	<b>4</b>	<b>0</b>	<b>2</b>	<b>3</b>	<b>0</b>	<b>0</b>	<b>0</b>	<b>18</b>	<b>48</b>	<b>4</b>	<b>550</b>

**ACTUAL NUMBER OF LOSSES T MONTHS AFTER 93 8 15  
BY CONTRACTED DEPLENGTH FOR MISSION BOX 1**

T=	1M	2M	3M	4M	5M	6M	7M	8M	9M	10M	11M	12M	ALL
DL=12	20	7	1	0	1	0	0	0	4	6	8	1	48
DL=11	24	0	0	0	3	1	1	2	7	11	12	1	62
DL=10	1	0	0	0	0	0	0	4	1	3	1	0	10
DL=9	2	0	0	0	0	0	0	0	0	0	0	0	2
DL=8	1	1	0	0	1	0	0	0	0	0	0	0	3
DL=7	2	1	0	0	0	0	0	0	0	0	0	0	3
DL=6	3	2	0	1	1	0	0	0	0	0	0	0	7
DL=5	1	2	0	0	0	0	0	0	0	0	0	0	3
DL=4	1	0	0	0	0	0	0	0	0	0	0	0	1
DL=3	1	0	0	0	0	0	0	0	0	0	0	0	1
DL=2	0	0	0	0	0	0	0	0	0	0	0	0	0
DL=1	0	0	0	0	0	0	0	0	0	0	0	0	0
<b>TOT</b>	<b>56</b>	<b>13</b>	<b>1</b>	<b>1</b>	<b>6</b>	<b>1</b>	<b>1</b>	<b>6</b>	<b>12</b>	<b>20</b>	<b>21</b>	<b>2</b>	<b>140</b>

**PERCENT ERROR IN FORECASTING NUMBER OF ACCESSIONS T MONTHS AFTER 93 8 15  
BY CONTRACTED DEPLENGTH FOR MISSION BOX 1**

T=	1M	2M	3M	4M	5M	6M	7M	8M	9M	10M	11M	12M	ALL
DL=12	-12	-22	190	0	343	0	0	0	0	120	-38	130	2
DL=11	-34	0	-100	0	0	0	0	0	0	241	-41	-99	-17
DL=10	18	-66	0	0	0	0	0	0	0	410	-100	0	68
DL=9	-35	0	0	0	37	-100	0	0	0	0	0	0	-24
DL=8	-82	0	0	0	0	-100	0	0	0	0	0	0	-61
DL=7	-13	-62	0	0	0	-27	0	0	0	0	0	0	-23
DL=6	78	-68	-100	0	0	0	0	0	0	0	0	0	5
DL=5	54	-87	0	0	0	0	0	0	0	0	0	0	-11
DL=4	21	-80	0	0	0	0	0	0	0	0	0	0	-5
DL=3	-49	-100	0	0	0	0	0	0	0	0	0	0	-54
DL=2	-23	0	0	0	0	0	0	0	0	0	0	0	-23
DL=1	-100	0	0	0	0	0	0	0	0	0	0	0	-25
TOT	-17	-63	71	0	426	63	0	0	0	190	-43	80	-7

**PERCENT ERROR IN FORECASTING NUMBER OF LOSSES T MONTHS AFTER 93 8 15  
BY CONTRACTED DEPLENGTH FOR MISSION BOX 1**

T=	1M	2M	3M	4M	5M	6M	7M	8M	9M	10M	11M	12M	ALL
DL=12	66	-59	153	0	78	0	0	0	-30	-22	-60	159	30
DL=11	112	0	0	0	767	-37	37	2	-48	-46	-81	-99	57
DL=10	26	0	0	0	0	0	0	-90	5	-69	-75	0	-41
DL=9	-45	0	0	0	0	0	0	0	0	0	0	0	72
DL=8	27	105	0	0	119	0	0	0	0	0	0	0	223
DL=7	111	-89	0	0	0	0	0	0	0	0	0	0	49
DL=6	-8	-73	0	-98	-95	0	0	0	0	0	0	0	-20
DL=5	204	-59	0	0	0	0	0	0	0	0	0	0	163
DL=4	5	0	0	0	0	0	0	0	0	0	0	0	71
DL=3	542	0	0	0	0	0	0	0	0	0	0	0	542
DL=2	0	0	0	0	0	0	0	0	0	0	0	0	0
DL=1	0	0	0	0	0	0	0	0	0	0	0	0	0
TOT	88	-43	1001	716	415	246	310	-11	-38	-42	-73	154	47

**ESTIMATED NUMBER OF ACCESSIONS T MONTHS AFTER 93 9 15  
BY CONTRACTED DEPLENGTH FOR MISSION BOX 1**

T=	1M	2M	3M	4M	5M	6M	7M	8M	9M	10M	11M	12M	ALL
DL=12	5	4	5	4	2	2	2	5	20	15	3	4	72
DL=11	1	0	0	3	0	0	1	8	30	33	3	0	78
DL=10	1	0	0	0	0	0	1	8	21	9	0	0	40
DL=9	0	0	0	1	0	0	0	1	0	0	0	0	3
DL=8	0	1	0	1	0	0	0	0	0	0	0	0	3
DL=7	1	0	0	0	1	0	0	0	0	0	0	0	2
DL=6	4	0	0	0	1	0	0	0	0	0	0	0	6
DL=5	3	0	0	0	1	0	0	0	0	0	0	0	4
DL=4	2	0	0	0	0	0	0	0	0	0	0	0	3
DL=3	0	0	0	0	0	0	0	0	0	0	0	0	0
DL=2	0	0	0	0	0	0	0	0	0	0	0	0	0
DL=1	0	0	0	0	0	0	0	0	0	0	0	0	0
<b>TOT</b>	<b>18</b>	<b>5</b>	<b>6</b>	<b>10</b>	<b>5</b>	<b>2</b>	<b>4</b>	<b>22</b>	<b>71</b>	<b>57</b>	<b>6</b>	<b>5</b>	<b>211</b>

**ESTIMATED NUMBER OF LOSSES T MONTHS AFTER 93 9 15  
BY CONTRACTED DEPLENGTH FOR MISSION BOX 1**

T=	1M	2M	3M	4M	5M	6M	7M	8M	9M	10M	11M	12M	ALL
DL=12	2	2	1	1	2	2	2	3	5	3	1	2	26
DL=11	0	1	3	2	1	2	3	5	8	6	1	0	31
DL=10	1	1	1	1	1	1	1	2	4	2	0	0	14
DL=9	0	0	0	0	0	0	0	0	0	0	0	0	1
DL=8	0	0	0	0	0	0	0	0	0	0	0	0	0
DL=7	1	0	0	0	0	0	0	0	0	0	0	0	1
DL=6	1	0	6	0	0	0	0	0	0	0	0	6	13
DL=5	3	4	0	2	1	0	1	0	0	0	0	2	13
DL=4	0	0	0	0	0	0	0	0	0	0	0	0	1
DL=3	1	0	0	0	0	0	0	0	0	0	0	0	1
DL=2	0	0	0	0	0	0	0	0	0	0	0	0	0
DL=1	0	0	0	0	0	0	0	0	0	0	0	0	0
<b>TOT</b>	<b>9</b>	<b>8</b>	<b>12</b>	<b>6</b>	<b>4</b>	<b>5</b>	<b>7</b>	<b>10</b>	<b>16</b>	<b>12</b>	<b>1</b>	<b>10</b>	<b>101</b>

**ACTUAL NUMBER OF ACCESSIONS T MONTHS AFTER 93 9 15  
BY CONTRACTED DEPLENGTH FOR MISSION BOX 1**

T=	1M	2M	3M	4M	5M	6M	7M	8M	9M	10M	11M	12M	ALL
DL=12	9	2	0	1	0	0	0	0	9	25	3	1	50
DL=11	0	1	0	0	0	0	0	0	8	26	9	0	44
DL=10	2	0	0	0	0	0	0	0	3	15	1	0	21
DL=9	0	0	0	1	1	0	0	0	0	0	0	0	2
DL=8	0	0	0	0	1	0	0	0	0	0	0	0	1
DL=7	2	0	0	0	1	0	0	0	0	0	0	0	3
DL=6	14	1	0	0	0	0	0	0	0	0	0	0	15
DL=5	12	0	0	0	0	0	0	0	0	0	0	0	12
DL=4	4	0	0	0	0	0	0	0	0	0	0	0	4
DL=3	1	0	0	0	0	0	0	0	0	0	0	0	1
DL=2	0	0	0	0	0	0	0	0	0	0	0	0	0
DL=1	0	0	0	0	0	0	0	0	0	0	0	0	0
<b>TOT</b>	<b>44</b>	<b>4</b>	<b>0</b>	<b>2</b>	<b>3</b>	<b>0</b>	<b>0</b>	<b>0</b>	<b>20</b>	<b>66</b>	<b>13</b>	<b>1</b>	<b>153</b>

**ACTUAL NUMBER OF LOSSES T MONTHS AFTER 93 9 15  
BY CONTRACTED DEPLENGTH FOR MISSION BOX 1**

T=	1M	2M	3M	4M	5M	6M	7M	8M	9M	10M	11M	12M	ALL
DL=12	7	1	0	1	0	0	0	4	6	8	1	0	28
DL=11	0	0	0	3	1	1	3	9	15	17	11	0	60
DL=10	0	0	0	0	0	1	5	5	9	10	1	0	31
DL=9	0	0	0	0	0	0	0	0	2	0	0	0	2
DL=8	1	0	0	1	0	0	0	0	0	0	0	0	2
DL=7	1	0	0	0	0	0	0	0	0	0	0	0	1
DL=6	2	0	1	1	0	0	0	0	0	0	0	0	4
DL=5	2	0	1	0	0	0	0	0	0	0	0	0	3
DL=4	0	0	0	0	0	0	0	0	0	0	0	0	0
DL=3	0	0	0	0	0	0	0	0	0	0	0	0	0
DL=2	0	0	0	0	0	0	0	0	0	0	0	0	0
DL=1	0	0	0	0	0	0	0	0	0	0	0	0	0
<b>TOT</b>	<b>13</b>	<b>1</b>	<b>2</b>	<b>6</b>	<b>1</b>	<b>2</b>	<b>8</b>	<b>18</b>	<b>32</b>	<b>35</b>	<b>13</b>	<b>0</b>	<b>131</b>

**PERCENT ERROR IN FORECASTING NUMBER OF ACCESSIONS T MONTHS AFTER 93 9 15  
BY CONTRACTED DEPLENGTH FOR MISSION BOX 1**

T=	1M	2M	3M	4M	5M	6M	7M	8M	9M	10M	11M	12M	ALL
DL=12	-42	121	0	266	0	0	0	0	120	-38	-3	346	45
DL=11	0	-100	0	0	0	0	0	0	275	26	-70	0	77
DL=10	-58	0	0	0	0	0	0	0	605	-40	-100	0	90
DL=9	0	0	0	39	-100	0	0	0	0	0	0	0	63
DL=8	0	0	0	0	-100	0	0	0	0	0	0	0	157
DL=7	-36	0	0	0	-27	0	0	0	0	0	0	0	-29
DL=6	-68	-100	0	0	0	0	0	0	0	0	0	0	-59
DL=5	-76	0	0	0	0	0	0	0	0	0	0	0	-69
DL=4	-45	0	0	0	0	0	0	0	0	0	0	0	-24
DL=3	-100	0	0	0	0	0	0	0	0	0	0	0	-100
DL=2	0	0	0	0	0	0	0	0	0	0	0	0	0
DL=1	0	0	0	0	0	0	0	0	0	0	0	0	0
TOT	-60	29	0	406	68	0	0	0	255	-13	-57	389	38

**PERCENT ERROR IN FORECASTING NUMBER OF LOSSES T MONTHS AFTER 93 9 15  
BY CONTRACTED DEPLENGTH FOR MISSION BOX 1**

T=	1M	2M	3M	4M	5M	6M	7M	8M	9M	10M	11M	12M	ALL
DL=12	-72	79	0	41	0	0	0	-34	-24	-60	-29	0	-8
DL=11	0	0	0	-41	-29	68	-6	-49	-48	-62	-95	0	-48
DL=10	0	0	0	0	0	4	-79	-54	-54	-80	-74	0	-55
DL=9	0	0	0	0	0	0	0	0	-100	0	0	0	-63
DL=8	-95	0	0	-81	0	0	0	0	0	0	0	0	-79
DL=7	-27	0	0	0	0	0	0	0	0	0	0	0	-13
DL=6	-73	0	502	-95	0	0	0	0	0	0	0	0	220
DL=5	59	0	-99	0	0	0	0	0	0	0	0	0	343
DL=4	0	0	0	0	0	0	0	0	0	0	0	0	0
DL=3	0	0	0	0	0	0	0	0	0	a	0	0	0
DL=2	0	0	0	0	0	0	0	0	0	0	0	0	0
DL=1	0	0	0	0	0	0	0	0	0	0	0	0	0
TOT	-33	676	500	7	340	129	-8	-46	-49	-67	-89	0	-23

**ESTIMATED NUMBER OF ACCESSIONS T MONTHS AFTER 93 10 15  
BY CONTRACTED DEPLENGTH FOR MISSION BOX 1**

T=	1M	2M	3M	4M	5M	6M	7M	8M	9M	10M	11M	12M	ALL
DL=12	3	4	3	1	1	1	5	20	15	3	2	7	65
DL=11	1	0	3	0	0	1	8	30	33	5	9	0	89
DL=10	0	0	0	0	0	1	8	24	31	47	0	0	111
DL=9	0	0	1	0	0	0	3	49	224	0	0	0	278
DL=8	0	0	1	0	0	0	8	44	0	0	0	0	54
DL=7	0	0	0	1	0	0	1	0	0	0	0	0	2
DL=6	0	0	0	1	0	0	0	0	0	0	0	0	2
DL=5	0	0	0	3	2	0	0	0	0	0	0	0	4
DL=4	0	0	0	3	0	0	0	0	0	0	0	0	4
DL=3	0	1	6	0	0	0	0	0	0	0	0	0	6
DL=2	0	0	0	0	0	0	0	0	0	0	0	0	0
DL=1	0	0	0	0	0	0	0	0	0	0	0	0	0
<b>TOT</b>	<b>4</b>	<b>6</b>	<b>15</b>	<b>9</b>	<b>3</b>	<b>3</b>	<b>32</b>	<b>167</b>	<b>303</b>	<b>54</b>	<b>11</b>	<b>7</b>	<b>614</b>

**ESTIMATED NUMBER OF LOSSES T MONTHS AFTER 93 10 15  
BY CONTRACTED DEPLENGTH FOR MISSION BOX 1**

T=	1M	2M	3M	4M	5M	6M	7M	8M	9M	10M	11M	12M	ALL
DL=12	2	1	1	1	1	2	2	4	3	1	1	2	23
DL=11	1	3	2	1	2	3	5	8	7	1	2	0	35
DL=10	0	1	1	1	2	2	4	6	8	9	0	0	33
DL=9	0	0	1	2	5	6	6	12	35	0	0	0	66
DL=8	0	0	1	1	1	1	2	6	0	0	0	0	11
DL=7	0	0	0	0	0	0	0	0	0	0	0	0	0
DL=6	0	0	1	0	0	0	0	0	0	0	0	1	1
DL=5	2	0	0	0	0	0	0	0	0	0	0	0	3
DL=4	0	0	0	0	0	0	0	0	0	0	0	0	0
DL=3	0	0	1	0	0	0	0	0	0	0	0	0	1
DL=2	0	0	0	0	0	0	0	0	0	0	0	0	0
DL=1	0	0	0	0	0	0	0	0	0	0	0	0	0
<b>TOT</b>	<b>6</b>	<b>6</b>	<b>6</b>	<b>7</b>	<b>10</b>	<b>14</b>	<b>19</b>	<b>36</b>	<b>52</b>	<b>11</b>	<b>2</b>	<b>3</b>	<b>174</b>

**ACTUAL NUMBER OF ACCESSIONS T MONTHS AFTER 93 10 15  
BY CONTRACTED DEPLENGTH FOR MISSION BOX 1**

T=	1M	2M	3M	4M	5M	6M	7M	8M	9M	10M	11M	12M	ALL
DL=12	2	0	1	0	0	0	0	9	25	3	1	3	44
DL=11	1	0	0	0	0	0	0	8	26	10	11	1	57
DL=10	0	0	0	0	0	0	0	3	23	63	2	0	91
DL=9	0	0	1	1	0	0	0	1	229	14	0	0	246
DL=8	0	0	0	1	0	0	0	24	12	0	0	0	37
DL=7	0	0	0	1	0	0	0	1	0	0	0	0	2
DL=6	1	0	0	0	0	0	0	0	0	0	0	0	1
DL=5	0	0	0	0	3	0	0	0	0	0	0	0	3
DL=4	0	0	0	4	0	0	0	0	0	0	0	0	4
DL=3	0	0	5	2	0	0	0	0	0	0	0	0	7
DL=2	0	0	0	0	0	0	0	0	0	0	0	0	0
DL=1	0	0	0	0	0	0	0	0	0	0	0	0	0
<b>TOT</b>	<b>4</b>	<b>0</b>	<b>7</b>	<b>9</b>	<b>3</b>	<b>0</b>	<b>0</b>	<b>46</b>	<b>315</b>	<b>90</b>	<b>14</b>	<b>4</b>	<b>492</b>

**ACTUAL NUMBER OF LOSSES T MONTHS AFTER 93 10 15  
BY CONTRACTED DEPLENGTH FOR MISSION BOX 1**

T=	1M	2M	3M	4M	5M	6M	7M	8M	9M	10M	11M	12M	ALL
DL=12	1	0	1	0	0	0	5	6	9	1	0	1	24
DL=11	0	0	3	1	1	3	9	15	17	11	2	0	62
DL=10	0	0	1	0	1	6	5	12	14	12	0	0	51
DL=9	1	0	0	0	1	8	7	36	39	6	0	0	98
DL=8	0	0	1	0	2	2	5	13	5	0	0	0	28
DL=7	0	0	0	0	0	0	0	0	0	0	0	0	0
DL=6	0	1	1	0	0	0	0	0	0	0	0	0	2
DL=5	0	1	1	0	0	0	0	0	0	0	0	0	2
DL=4	0	0	0	0	0	0	0	0	0	0	0	0	0
DL=3	0	0	0	0	0	0	0	0	0	0	0	0	0
DL=2	0	0	0	0	0	0	0	0	0	0	0	0	0
DL=1	0	0	0	0	0	0	0	0	0	0	0	0	0
<b>TOT</b>	<b>2</b>	<b>2</b>	<b>8</b>	<b>1</b>	<b>5</b>	<b>19</b>	<b>31</b>	<b>82</b>	<b>84</b>	<b>30</b>	<b>2</b>	<b>1</b>	<b>267</b>

**PERCENT ERROR IN FORECASTING NUMBER OF ACCESSIONS T MONTHS AFTER 93 10 15  
BY CONTRACTED DEPLENGTH FOR MISSION BOX 1**

T=	1M	2M	3M	4M	5M	6M	7M	8M	9M	10M	11M	12M	ALL
DL=12	66	0	184	0	0	0	0	117	-39	-11	113	118	48
DL=11	-43	0	0	0	0	0	0	275	27	-49	-22	-100	56
DL=10	0	0	0	0	0	0	0	695	37	-26	-100	0	22
DL=9	0	0	42	-94	0	0	0	4812	-2	-100	0	0	13
DL=8	0	0	0	-100	0	0	0	84	-100	0	0	0	47
DL=7	0	0	0	-26	0	0	0	-100	0	0	0	0	-15
DL=6	-100	0	0	0	0	0	0	0	0	0	0	0	75
DL=5	0	0	0	0	-49	0	0	0	0	0	0	0	48
DL=4	0	0	0	-22	0	0	0	0	0	0	0	0	-12
DL=3	0	0	12	-100	0	0	0	0	0	0	0	0	-10
DL=2	0	0	0	0	0	0	0	0	0	0	0	0	0
DL=1	0	0	0	0	0	0	0	0	0	0	0	0	0
TOT	-3	0	118	4	-2	0	0	262	-4	-40	-23	65	25

**PERCENT ERROR IN FORECASTING NUMBER OF LOSSES T MONTHS AFTER 93 10 15  
BY CONTRACTED DEPLENGTH FOR MISSION BOX 1**

T=	1M	2M	3M	4M	5M	6M	7M	8M	9M	10M	11M	12M	ALL
DL=12	116	0	-4	0	0	0	-50	-27	-65	-10	0	110	-4
DL=11	0	0	-40	-28	84	-4	-47	-46	-59	-87	-18	0	-43
DL=10	0	0	-32	0	58	-62	-18	-48	-46	-27	0	0	-35
DL=9	-83	0	0	0	377	-25	-19	-68	-12	-99	0	0	-32
DL=8	0	0	-44	0	-67	-66	-61	55	-100	0	0	0	-62
DL=7	0	0	0	0	0	0	0	0	0	0	0	0	0
DL=6	0	-98	-45	0	0	0	0	0	0	0	0	0	-37
DL=5	0	-97	-91	0	0	0	0	0	0	0	0	0	28
DL=4	0	0	0	0	0	0	0	0	0	0	0	0	0
DL=3	0	0	0	0	0	0	0	0	0	0	0	0	0
DL=2	0	0	0	0	0	0	0	0	0	0	0	0	0
DL=1	0	0	0	0	0	0	0	0	0	0	0	0	0
TOT	221	188	-27	600	109	-27	-38	-56	-38	-63	14	189	-35

**ESTIMATED NUMBER OF ACCESSIONS T MONTHS AFTER 93 11 15  
BY CONTRACTED DEPLENGTH FOR MISSION BOX 1**

T=	1M	2M	3M	4M	5M	6M	7M	8M	9M	10M	11M	12M	ALL
DL=12	5	3	2	2	1	5	20	14	3	4	12	6	76
DL=11	0	3	0	0	1	8	30	33	7	22	7	0	111
DL=10	0	0	0	0	1	8	24	66	215	66	0	0	381
DL=9	0	1	0	0	0	3	109	591	269	0	0	0	975
DL=8	0	1	0	0	0	21	114	6	0	0	0	0	143
DL=7	0	1	0	0	1	5	1	0	0	0	0	0	8
DL=6	0	0	1	0	1	1	0	0	0	0	0	0	3
DL=5	0	0	3	4	0	0	0	0	0	0	0	0	7
DL=4	0	1	5	0	0	0	0	0	0	0	0	0	5
DL=3	2	17	2	0	0	0	0	0	0	0	0	0	21
DL=2	0	3	0	0	0	0	0	0	0	0	0	0	3
DL=1	0	0	0	0	0	0	0	0	0	0	0	0	0
TOT	8	31	12	6	5	50	298	711	494	92	19	7	1734

**ESTIMATED NUMBER OF LOSSES T MONTHS AFTER 93 11 15  
BY CONTRACTED DEPLENGTH FOR MISSION BOX 1**

T=	1M	2M	3M	4M	5M	6M	7M	8M	9M	10M	11M	12M	ALL
DL=12	1	1	2	2	2	3	5	3	1	1	2	2	26
DL=11	3	2	1	2	3	5	9	8	3	5	1	0	41
DL=10	1	1	1	3	6	10	13	20	42	12	0	0	109
DL=9	1	1	6	14	20	20	33	96	42	0	0	1	233
DL=8	0	1	2	2	2	5	15	1	0	0	0	0	28
DL=7	0	0	0	0	0	1	0	0	0	0	0	0	1
DL=6	0	0	0	0	0	0	0	0	0	0	0	0	1
DL=5	0	0	0	0	0	0	0	0	0	0	0	0	1
DL=4	0	0	0	0	0	0	0	0	0	0	0	0	1
DL=3	0	2	0	0	0	0	0	0	0	0	0	0	2
DL=2	0	1	0	0	0	0	0	0	0	0	0	0	1
DL=1	0	0	0	0	0	0	0	0	0	0	0	0	0
TOT	7	9	13	23	33	43	74	128	88	18	4	3	443

**ACTUAL NUMBER OF ACCESSIONS T MONTHS AFTER 93 11 15  
BY CONTRACTED DEPLENGTH FOR MISSION BOX 1**

T=	1M	2M	3M	4M	5M	6M	7M	8M	9M	10M	11M	12M	ALL
DL=12	0	1	0	0	0	0	9	25	3	1	11	5	55
DL=11	0	0	0	0	0	0	8	26	10	22	14	0	80
DL=10	0	0	0	0	0	0	3	23	158	178	0	0	362
DL=9	0	1	1	0	0	0	1	357	422	64	0	0	846
DL=8	0	0	1	0	0	0	42	64	0	0	0	0	107
DL=7	0	0	1	0	0	0	6	1	0	0	0	0	8
DL=6	0	0	0	0	0	1	0	0	0	0	0	0	1
DL=5	0	0	0	5	1	0	0	0	0	0	0	0	6
DL=4	0	0	4	2	0	0	0	0	0	0	0	0	6
DL=3	0	7	13	0	0	0	0	0	0	0	0	0	20
DL=2	0	3	0	0	0	0	0	0	0	0	0	0	3
DL=1	0	0	0	0	0	0	0	0	0	0	0	0	0
TOT	0	12	20	7	1	1	69	496	593	265	25	5	1494

**ACTUAL NUMBER OF LOSSES T MONTHS AFTER 93 11 15  
BY CONTRACTED DEPLENGTH FOR MISSION BOX 1**

T=	1M	2M	3M	4M	5M	6M	7M	8M	9M	10M	11M	12M	ALL
DL=12	0	1	0	0	0	5	6	9	1	0	4	2	28
DL=11	0	3	1	1	3	9	15	18	11	3	3	1	68
DL=10	1	1	0	1	8	10	20	27	36	22	0	0	126
DL=9	4	2	1	5	14	27	80	123	99	7	0	0	362
DL=8	0	1	0	4	3	10	28	18	0	0	0	0	64
DL=7	0	0	0	0	0	0	1	0	0	0	0	0	1
DL=6	1	1	0	0	0	0	1	0	0	0	0	0	3
DL=5	1	1	0	0	0	0	0	0	0	0	0	0	2
DL=4	0	0	0	0	0	0	0	0	0	0	0	0	0
DL=3	0	2	1	0	0	0	0	0	0	0	0	0	3
DL=2	0	1	0	0	0	0	0	0	0	0	0	0	1
DL=1	0	0	0	0	0	0	0	0	0	0	0	0	0
TOT	7	13	3	11	28	61	151	195	147	32	7	3	658

**PERCENT ERROR IN FORECASTING NUMBER OF ACCESSIONS T MONTHS AFTER 93 11 15  
BY CONTRACTED DEPLENGTH FOR MISSION BOX 1**

T=	1M	2M	3M	4M	5M	6M	7M	8M	9M	10M	11M	12M	ALL
DL=12	0	221	0	0	0	0	125	-46	-10	287	9	29	39
DL=11	0	0	0	0	0	0	275	27	-33	1	-48	0	39
DL=10	0	0	0	0	0	0	701	189	36	-63	0	0	5
DL=9	0	44	-85	0	0	0	10794	66	-36	-100	0	0	15
DL=8	0	0	-99	0	0	0	170	-90	0	0	0	0	34
DL=7	0	0	-100	0	0	0	-76	-100	0	0	0	0	-5
DL=6	0	0	0	0	0	-27	0	0	0	0	0	0	249
DL=5	0	0	0	-24	-100	0	0	0	0	0	0	0	19
DL=4	0	0	18	-100	0	0	0	0	0	0	0	0	-11
DL=3	0	144	-88	0	0	0	0	0	0	0	0	0	4
DL=2	0	-8	0	0	0	0	0	0	0	0	0	0	1
DL=1	0	0	0	0	0	0	0	0	0	0	0	0	0
TOT	0	157	-38	-19	384	4944	332	43	-17	-65	-23	30	16

**PERCENT ERROR IN FORECASTING NUMBER OF LOSSES T MONTHS AFTER 93 11 15  
BY CONTRACTED DEPLENGTH FOR MISSION BOX 1**

T=	1M	2M	3M	4M	5M	6M	7M	8M	9M	10M	11M	12M	ALL
DL=12	0	5	0	0	0	-50	-24	-64	49	0	-40	11	-8
DL=11	0	-39	-26	74	-2	-44	-42	-57	-74	55	-54	-99	-40
DL=10	-22	1	0	231	-29	2	-37	-25	15	-45	0	0	-14
DL=9	-82	-38	512	180	41	-26	-59	-22	-58	-99	0	0	-36
DL=8	0	14	0	-55	-39	-50	-46	-95	0	0	0	0	-56
DL=7	0	0	0	0	0	0	-80	0	0	0	0	0	40
DL=6	-97	-93	0	0	0	0	-100	0	0	0	0	0	-83
DL=5	-95	-89	0	0	0	0	0	0	0	0	0	0	-56
DL=4	0	0	0	0	0	0	0	0	0	0	0	0	0
DL=3	0	-21	-84	0	0	0	0	0	0	0	0	0	-28
DL=2	0	-20	0	0	0	0	0	0	0	0	0	0	-2
DL=1	0	0	0	0	0	0	0	0	0	0	0	0	0
TOT	5	-30	325	108	16	-29	-51	-34	-40	-43	-43	0	-33

**ESTIMATED NUMBER OF ACCESSIONS T MONTHS AFTER 93 12 15  
BY CONTRACTED DEPLENGTH FOR MISSION BOX 1**

T=	1M	2M	3M	4M	5M	6M	7M	8M	9M	10M	11M	12M	ALL
DL=12	4	2	2	2	5	19	16	3	4	13	9	6	85
DL=11	3	0	0	1	8	30	33	7	23	16	8	0	129
DL=10	0	0	0	1	8	24	66	217	74	4	0	0	394
DL=9	2	0	0	0	3	108	659	649	111	0	0	0	1533
DL=8	2	0	0	0	21	130	148	293	0	0	0	0	595
DL=7	0	1	0	1	5	8	7	0	0	0	0	0	22
DL=6	0	1	0	1	2	4	0	0	0	0	0	0	9
DL=5	0	2	4	1	0	0	0	0	0	0	0	0	7
DL=4	1	5	3	2	0	0	0	0	0	0	0	0	12
DL=3	20	6	4	0	0	0	0	0	0	0	0	0	30
DL=2	8	5	0	0	0	0	0	0	0	0	0	0	14
DL=1	0	0	0	1	0	0	0	0	0	0	0	0	1
TOT	40	23	14	9	53	324	928	1169	213	33	17	6	2829

**ESTIMATED NUMBER OF LOSSES T MONTHS AFTER 93 12 15  
BY CONTRACTED DEPLENGTH FOR MISSION BOX 1**

T=	1M	2M	3M	4M	5M	6M	7M	8M	9M	10M	11M	12M	ALL
DL=12	1	2	2	2	3	5	4	2	2	3	2	2	29
DL=11	2	1	2	3	5	9	8	4	6	4	2	0	44
DL=10	1	1	3	6	10	13	21	42	14	1	0	0	112
DL=9	2	7	18	28	31	44	116	102	17	0	0	1	366
DL=8	2	3	6	8	11	24	25	39	0	0	0	0	117
DL=7	0	0	0	0	1	1	1	0	0	0	0	0	4
DL=6	0	0	0	0	0	1	0	0	0	0	0	0	1
DL=5	0	0	0	0	0	0	0	0	0	0	0	0	1
DL=4	0	1	0	0	0	0	0	0	0	0	0	0	1
DL=3	2	1	0	0	0	0	0	0	0	0	0	0	3
DL=2	3	2	0	0	0	0	0	0	0	0	0	0	4
DL=1	0	0	0	0	0	0	0	0	0	0	0	0	0
TOT	13	17	32	48	62	96	175	189	39	8	4	3	684

**ACTUAL NUMBER OF ACCESSIONS T MONTHS AFTER 93 12 15  
BY CONTRACTED DEPLENGTH FOR MISSION BOX 1**

T=	1M	2M	3M	4M	5M	6M	7M	8M	9M	10M	11M	12M	ALL
DL=12	1	0	0	0	0	9	25	3	1	11	12	3	65
DL=11	0	0	0	0	0	8	26	10	18	24	12	1	99
DL=10	0	0	0	0	0	3	23	158	183	11	1	0	379
DL=9	1	1	0	0	0	1	357	571	439	1	0	0	1371
DL=8	0	1	0	0	0	42	67	296	87	0	0	0	493
DL=7	0	1	0	0	0	9	11	0	0	0	0	0	21
DL=6	0	0	0	0	1	5	2	0	0	0	0	0	8
DL=5	0	0	5	2	0	0	0	0	0	0	0	0	7
DL=4	0	4	4	4	1	0	0	0	0	0	0	0	13
DL=3	7	15	8	0	0	0	0	0	0	0	0	0	30
DL=2	7	7	3	0	0	0	0	0	0	0	0	0	17
DL=1	1	0	0	0	0	0	0	0	0	0	0	0	1
TOT	17	29	20	6	2	77	511	1038	728	47	25	4	2504

**ACTUAL NUMBER OF LOSSES T MONTHS AFTER 93 12 15  
BY CONTRACTED DEPLENGTH FOR MISSION BOX 1**

T=	1M	2M	3M	4M	5M	6M	7M	8M	9M	10M	11M	12M	ALL
DL=12	1	0	0	0	5	6	9	1	0	4	2	2	30
DL=11	3	1	1	3	9	15	18	11	4	3	4	1	73
DL=10	1	0	1	8	10	20	27	36	22	0	0	0	125
DL=9	4	1	5	19	33	110	145	153	57	1	0	0	528
DL=8	3	2	7	6	17	46	58	61	19	0	0	0	219
DL=7	0	0	0	0	1	3	1	0	0	0	0	0	5
DL=6	1	0	0	0	0	1	0	0	0	0	0	0	2
DL=5	1	0	0	0	0	0	0	0	0	0	0	0	1
DL=4	0	0	0	0	0	0	0	0	0	0	0	0	0
DL=3	2	1	0	0	0	0	0	0	0	0	0	0	3
DL=2	1	0	0	0	0	0	0	0	0	0	0	0	1
DL=1	0	0	0	0	0	0	0	0	0	0	0	0	0
TOT	17	5	14	36	75	201	258	262	102	8	6	3	987

**PERCENT ERROR IN FORECASTING NUMBER OF ACCESSIONS T MONTHS AFTER 93 12 15  
BY CONTRACTED DEPLENGTH FOR MISSION BOX 1**

T=	1M	2M	3M	4M	5M	6M	7M	8M	9M	10M	11M	12M	ALL
DL=12	314	0	0	0	0	114	-38	-5	296	20	-26	88	31
DL=11	0	0	0	0	0	276	27	-33	29	-32	-34	-100	30
DL=10	0	0	0	0	0	697	186	37	-59	-65	-100	0	4
DL=9	73	-85	0	0	0	10733	84	14	-75	-92	0	0	12
DL=8	0	-95	0	0	0	210	121	-1	-100	0	0	0	21
DL=7	0	-25	0	0	0	-15	-34	0	0	0	0	0	4
DL=6	0	0	0	0	126	-12	-100	0	0	0	0	0	8
DL=5	0	0	-21	-62	0	0	0	0	0	0	0	0	2
DL=4	0	29	-14	-41	-100	0	0	0	0	0	0	0	-11
DL=3	185	-59	-50	0	0	0	0	0	0	0	0	0	0
DL=2	18	-21	-100	0	0	0	0	0	0	0	0	0	-19
DL=1	-100	0	0	0	0	0	0	0	0	0	0	0	-25
TOT	138	-21	-30	55	2551	320	82	13	-71	-29	-32	41	13

**PERCENT ERROR IN FORECASTING NUMBER OF LOSSES T MONTHS AFTER 93 12 15  
BY CONTRACTED DEPLENGTH FOR MISSION BOX 1**

T=	1M	2M	3M	4M	5M	6M	7M	8M	9M	10M	11M	12M	ALL
DL=12	39	0	0	0	-47	-24	-59	82	0	-26	-6	4	-3
DL=11	-36	-25	75	-1	-43	-41	-54	-68	42	19	-62	-99	-40
DL=10	2	0	231	-28	4	-36	-22	17	-38	0	0	0	10
DL=9	-56	567	257	48	-5	-60	-20	-33	-70	-81	0	0	-31
DL=8	-42	62	-20	29	-37	-49	-57	-36	-100	0	0	0	-46
DL=7	0	0	0	0	-10	-62	-2	0	0	0	0	0	-19
DL=6	-93	0	0	0	0	-49	0	0	0	0	0	0	-34
DL=5	-91	0	0	0	0	0	0	0	0	0	0	0	-16
DL=4	0	0	0	0	0	0	0	0	0	0	0	0	0
DL=3	-4	-38	0	0	0	0	0	0	0	0	0	0	-3
DL=2	160	0	0	0	0	0	0	0	0	0	0	0	321
DL=1	0	0	0	0	0	0	0	0	0	0	0	0	0
TOT	-24	249	127	33	-18	-52	-32	-28	-62	-5	-35	-1	-31

## APPENDIX C

### APL Programming Codes

```

[0] PDATE EVALUATE MB;FCAST;ACT;PCTERR
[1] #This function puts it all together:
[2] #1. Forecasting future accessions and losses for the given mission box 'MB' for up to
[3] # 12 months past the 'PDATE';
[4] #2. Computing actual accessions and losses for same mission box and same time period;
[5] #3. Computing and displaying percent errors in forecasting.
[6] FCAST+PDATE FORECASTALL MB
[7] ACT+PDATE CHECKALLREC MB
[8] PCTERR+FCAST COMPPCTERR ACT

[0] FRCST+PDATE FORECASTALL MB;T;ADLMAX;FSIZES;FSIZERO;NRALL;CPALL;CPALLDL;FRCSTA;FRCSTL;I;IDIM;BT
;ET;CT;CN;RN;FSTR;TITLE1;TITLE2;C
[1] #Compute number of accessions/losses T months past PDATE by contracted DEPlength
[2] #for T=1,...,12
[3] #Other functions used are: OPENRECALL, COMPALLPROB, 'ROWNAMES', 'CENTER', 'COLNAMES'
[4] BT+(100 365 12 24 60 60 1000)⌊DTS #Record begining time of computation
[5] #Ties all ASCII files with mission box 'MB', defines their sizes and ranks them:
[6] FSIZERO+TIEALLDLFILES MB #Results are the rank orders of the 12 filesizes
[7] T+1 ⋄ FRCSTLALL+FCRSTAALL+12 0#0 #Initialize variables
[8] NRALL+PDATE OPENALLREC MB
[9] CPALLDL+0 2 12 13#0 #Initialize
[10] #This is a loop that computes conditional probabilities of accession/loss
[11] LOOP:CPALL+PDATE COMPALLPROB MB
[12] CPALL+(2,12,(1+⊖NRALL))⋄CPALL #Pick up only as many columns as in 'NRALL'
[13] FRCSTA+CPALL[1;]+.×⊖NRALL ⋄ FRCSTL+CPALL[2;]+.×⊖NRALL
[14] IDIM+1+⊖FRCSTA ⋄ I+(⊖IDIM)⋄.=(⊖IDIM) ⋄#Create identity matrix
[15] #These are the number of accessions/losses 'T' months from 'PDATE':
[16] FRCSTA+(IDIM,1)⊖+FRCSTA×I ⋄ FRCSTL+(IDIM,1)⊖+FRCSTL×I
[17] FRCSTAALL+FCRSTAALL,FRCSTA ⋄ FRCSTLALL+FCRSTLALL,FRCSTL
[18] +(ADLMAX>T+T+1)/LOOP
[19] #Keep only first 11 months of forecasts separately and lump the rest in 12th month:
[20] FRCSTAALL+(12 11)+FCRSTAALL,+(0 11)+FCRSTAALL
[21] FRCSTLALL+(12 11)+FCRSTLALL,+(0 11)+FCRSTLALL
[22] #Attach column and row sums:
[23] FRCSTAALL+FCRSTAALL,[1]+FRCSTAALL+FCRSTAALL,+/FCRSTAALL
[24] FRCSTLALL+FCRSTLALL,[1]+FRCSTLALL+FCRSTLALL,+/FCRSTLALL
[25] FRCST+FCRSTAALL,[.5]FCRSTLALL
[26] ET+(100 365 12 24 60 60 1000)⌊DTS #Record ending time of computation
[27] CT+(ET-BT)÷1000 ⋄ CT+(60.60)TCT ⋄ DTCFF #Time elapsed in min & sec
[28]
[29] #Set up formatting for results with title, column names & row names:
[30] TITLE1+ 'ESTIMATED NUMBER OF ACCESSIONS T MONTHS AFTER ',#PDATE
[31] TITLE2+ 'BY CONTRACTED DEPLENGTH FOR MISSION BOX ',#MB
[32] CN+', T=, 1M, 2M, 3M, 4M, 5M, 6M, 7M, 8M, 9M,10M,11M,12M,ALL'
[33] RN+',DL=12,DL=11,DL=10,DL= 9,DL= 8,DL= 7,DL= 6,DL= 5,DL= 4,DL= 3,DL= 2,DL= 1,TOTAL'
[34] RN+13 5 ROWNAMES RN ⋄ FSTR+'5A1,13I6'
[35] TITLE1+FSTR CENTER TITLE1 ⋄ TITLE2+FSTR CENTER TITLE2
[36] CN+FSTR COLNAMES CN ⋄ FRCSTAALL+FSTR DFMT (RN;FCRSTAALL)
[37] TITLE1 ⋄ TITLE2 ⋄ DTCNUL ⋄ CN ⋄ FRCSTAALL
[38] #Collect title, column heading and table in one format:
[39] FRCSTAALL+TITLE1,[1]TITLE2,[1]CN,[1]FCRSTAALL
[40] TITLE1+'ESTIMATED NUMBER OF LOSSES T MONTHS AFTER ',#PDATE
[41] TITLE1+FSTR CENTER TITLE1 ⋄ FRCSTLALL+FSTR DFMT (RN;FCRSTLALL)
[42] DTCNL ⋄ DTCLF ⋄ TITLE1 ⋄ TITLE2 ⋄ DTCNUL ⋄ CN ⋄ FRCSTLALL ⋄ DTCNL
[43] #Collect title, column heading and table in one format:
[44] FRCSTLALL+TITLE1,[1]TITLE2,[1]CN,[1]FCRSTLALL
[45] 'COMPUTATION TIME WAS: ',(⊖CT[1]),' MINUTE(S) AND ',(⊖CT[2]),' SECONDS.'

```

```

[0] ALLRECS+PDATE CHECKALLREC MB;BT;ET;CT;DL;TNACC;TNLOSS;TITLE1;TITLE2;CN;RN;FSTR
[1] AComputes for mission box 'MB' the number of accessions/losses T months after date
[2] aspecified by 'DATE' for T=1,2,...,12 and contracted DEPlengths DL=1,2,...,12
[3] BT+(100 365 12 24 60 60 1000)↓DTS ARecord beginning time ofcomputation
[4] ALLNACC+ALLNLOSS+0 12 ρ0 ◊ DL=12
[5] LOOP:MB CHECKREC DL
[6] ALLNACC+ALLNACC,[1]TNACC ◊ ALLNLOSS+ALLNLOSS,[1]TNLOSS
[7] →(0<DL+DL-1)/LOOP
[8] ALLNACC+ALLNACC,[1]+*ALLNACC+ALLNACC,+/ALLNACC AAttach row & column sums
[9] ALLNLOSS+ALLNLOSS,[1]+*ALLNLOSS+ALLNLOSS,+/ALLNLOSS AAttach row & column sums
[10] ALLRECS+ALLNACC,[.5]ALLNLOSS
[11] ET+(100 365 12 24 60 60 1000)↓DTS ARecord ending time of computation
[12] CT+(ET-BT)÷1000 ◊ CT+(60 60)↑CT ◊ DTCTFF ATime elapsed in min & sec
[13]
[14] ASet up formatting for results with title, column names & row names:
[15] TITLE1+ 'ACTUAL NUMBER OF ACCESSIONS T MONTHS AFTER ',↑PDATE
[16] TITLE2+ 'BY CONTRACTED DEPLENGTH FOR MISSION BOX ',↑MB
[17] CN+ ', T=, 1M, 2M, 3M, 4M, 5M, 6M, 7M, 8M, 9M,10M,11M,12M,ALL'
[18] RN+ ',DL=12,DL=11,DL=10,DL= 9,DL= 8,DL= 7,DL= 6,DL= 5,DL= 4,DL= 3,DL= 2,DL= 1,TOTAL'
[19] RN+13 5 ROWNAMES RN ◊ FSTR+'5A1,13I6'
[20] TITLE1+FSTR CENTER TITLE1 ◊ TITLE2+FSTR CENTER TITLE2
[21] CN+FSTR COLNAMES CN ◊ ALLNACC+FSTR DFMT (RN;ALLNACC)
[22] TITLE1 ◊ TITLE2 ◊ DTCTNUL ◊ CN ◊ ALLNACC
[23] ACollect title, column headings and table under one format:
[24] ALLNACC+TITLE1,[1]TITLE2,[1]CN,[1]ALLNACC
[25] TITLE1+ 'ACTUAL NUMBER OF LOSSES T MONTHS AFTER ',↑PDATE
[26] TITLE1+FSTR CENTER TITLE1 ◊ ALLNLOSS+FSTR DFMT (RN;ALLNLOSS)
[27] DTCTNUL ◊ DTCTLF ◊ TITLE1 ◊ TITLE2 ◊ DTCTNUL ◊ CN ◊ ALLNLOSS ◊ DTCTNL
[28] ACollect title, column headings and table under one format:
[29] ALLNLOSS+TITLE1,[1]TITLE2,[1]CN,[1]ALLNLOSS
[30] 'COMPUTATION TIME WAS: ',(↑CT[1]),' MINUTE(S) AND ',(↑CT[2]),' SECONDS.'

```

```

[0] PCTERR+FCAST COMPPCTERR ACT;TITLE1;TITLE2;CN;RN;FSTR
[1] AComputes percent error between forecasted and actual values.
[2] APositive values indicate overestimation, negative values indicate underestimation.
[3] PCTERR+100×(FCAST-ACT) DIV ACT
[4]
[5] ASet up formatting for results with title, column names & row names:
[6] TITLE1+ 'PERCENT ERROR IN FORECASTING NUMBER OF ACCESSIONS T MONTHS AFTER ',↑PDATE
[7] TITLE2+ 'BY CONTRACTED DEPLENGTH FOR MISSION BOX ',↑MB
[8] CN+ ', T=, 1M, 2M, 3M, 4M, 5M, 6M, 7M, 8M, 9M,10M,11M,12M,ALL'
[9] RN+ ',DL=12,DL=11,DL=10,DL= 9,DL= 8,DL= 7,DL= 6,DL= 5,DL= 4,DL= 3,DL= 2,DL= 1,TOTAL'
[10] RN+13 5 ROWNAMES RN ◊ FSTR+'5A1,13I6'
[11] TITLE1+FSTR CENTER TITLE1 ◊ TITLE2+FSTR CENTER TITLE2
[12] CN+FSTR COLNAMES CN ◊ ERRNACC+FSTR DFMT (RN;PCTERR[1;])
[13] TITLE1 ◊ TITLE2 ◊ DTCTNUL ◊ CN ◊ ERRNACC
[14] ACollect title, column headings and table in one format:
[15] ERRNACC+TITLE1,[1]TITLE2,[1]CN,[1]ERRNACC
[16] TITLE1+ 'PERCENT ERROR IN FORECASTING NUMBER OF LOSSES T MONTHS AFTER ',↑PDATE
[17] TITLE1+FSTR CENTER TITLE1 ◊ ERRNLOSS+FSTR DFMT (RN;PCTERR[2;])
[18] DTCTNL ◊ DTCTLF ◊ TITLE1 ◊ TITLE2 ◊ DTCTNUL ◊ CN ◊ ERRNLOSS ◊ DTCTNL
[19] ACollect title, column headings and table in one format:
[20] ERRNLOSS+TITLE1,[1]TITLE2,[1]CN,[1]ERRNLOSS

```

```

[0] FSIZERO+TIEALLDLFILES MB;FNAMES;TN
[1] ATies all ASCII files with mission box 'MB' in directory 'C:\USAREC\NEWDATA\MERGED'
[2] AOrders these files by size, with the result the rank orders
[3] DNUNTIENUNNUMS ◊ FSIZES+0ρ0
[4] DLIBD '99 C:\USAREC\NEWDATA\MERGED' AEstablish library 99 as desired directory
[5] ADefine names of all files with mission box 'MB':
[6] FNAMES+(DLIBD 99)[(12×MB-1)+↑12;] ◊ TN+1
[7] ATie all files with mission box 'MB':
[8] LOOP:(DLIBD 99),'\',FNAMES[↑TN;] DNUNTIEN -TN
[9] FSIZES+FSIZES,DNSIZE -TN
[10] →(12≥TN+TN+1)/LOOP
[11] FSIZERO+↑FSIZES AThese are the rank orders of the file sizes starting with largest

```

```

[0] NRALL+PDATE OPENALLREC MB;BT;DLRO;NREC;TITLE1;TITLE2;RN;CN;FSTR;ET;CT;NRECALL
[1] AComputes from ASCII datafiles with a specific mission box(MB) and all contracted
[2] ADEPlengths the number of open records with T=0,1,2, ... months in DEP on a
[3] Aspecified date(PDATE).
[4] AOther functions used are: 'TIEALLDLFILES', 'OPENREC', 'ROWNAMES', 'COLNAMES', 'CENTER'
[5] BT+(100 365 12 24 60 60 1000)AITS ARecord beginning time of computation
[6]
[7] DLRO+1 0 NRECALL+(0 0)PADLMAX+0 AInitiate variables
[8] LOOP:NREC+MB OPENREC FSIZERO[DLRO] AComputes number of open records for one 'DL'
[9] ACatenate enough zeroes onto both variables to make dimensions fit:
[10] NREC+NREC,(0(1+PNRECALL)-PNREC)P0
[11] NRECALL+NRECALL,((1+PNRECALL),(0(PNREC)-(1+PNRECALL)))P0
[12] NRECALL+NRECALL,1]NREC ACatenates results for different DEPlengths
[13] +(12>DLRO-DLRO+1)/LOOP
[14] NRECALL+NRECALL,(12,(0=1+PNRECALL)X13)P0 AIf matrix is empty concatenate matrix of 0's
[15] NRALL+NRECALL+NRECALL[VFSIZERO;] AReplace normal order among DEPlengths: 12,...,1
[16]
[17] ARetain only first 12 columns, with last one being sum of all records having 12 or
[18] Amore actual months in DEP:
[19] NRECALL+NRECALL[;12],+/(0 12)+NRECALL
[20] NRECALL+NRECALL,[1]+NRECALL+NRECALL,+NRECALL AAttach row & column sums
[21] ET+(100 365 12 24 60 60 1000)AITS ARecord ending time of computation
[22] CT+(ET-BT)/1000 0 CT+(60 60)TCT 0 DTCTFF ATime elapsed in min & sec
[23] 'COMPUTATION TIME WAS: ',(CT[1]),' MINUTES AND ',(CT[2]),' SECONDS.'
[24]
[25] ASet up formatting for results with title, column names & row names:
[26] TITLE1+'NUMBER OF OPEN RECORDS OF MISSION BOX ',(VMB),' ON ',PDATE
[27] TITLE2+'THAT HAVE BEEN IN DEP T MONTHS'
[28] CN+', T=, 0M, 1M, 2M, 3M, 4M, 5M, 6M, 7M, 8M, 9M,10M,11M,12M,ALL'
[29] RN+',DL=12,DL=11,DL=10,DL= 9,DL= 8,DL= 7,DL= 6,DL= 5,DL= 4,DL= 3,DL= 2,DL= 1,TOTAL'
[30] RN+ 13 6 ROWNAMES RN 0 FSTR+'6A1,14I6'
[31] TITLE1+FSTR CENTER TITLE1 0 TITLE2+FSTR CENTER TITLE2
[32] CN+FSTR COLNAMES CN 0 NRECALL+FSTR DFMT(RN;NRECALL)
[33] DTCTNUL 0 TITLE1 0 TITLE2 0 DTCTNUL 0 CN 0 NRECALL 0 DTCTNUL

```

```

[0] NREC+MB OPENREC DL;RDFNAME;TN;NSIZE;K;CSIZE;CHUNK;INDX;COMPX;CD;CDE;AD;DD;ED;JPD;ADL;TIME;NADL
;ALLADL
[1] AComputes from an ASCII datafile with a specific mission box(MB) and contracted
[2] ADEPlength(DL) the number of open records with 0,1,2, ...ADLMAX months in DEP on
[3] Aa specified date(PDATE), where 'ADLMAX' is the max # of actual months spent in DEP
[4] Ain this file. 'PDATE' and first 'ADLMAX' are defined outside this function.
[5] A'ADLMAX' is redefined here as stated above.
[6] AOther functions used: 'EXPLORE', 'CDPICKPRIOR', 'REVROUND', 'CONVDATE', 'DATEBASE', 'ROUND'
[7] CSIZE+250800 A7600 records are selected at one time: 7600X33=250800
[8] K+1 0 ALLADL+0P0 0 CDE+DATEBASE PDATEAInitialize variables
[9] LOOP:CHUNK+CSIZE[FSIZES[DL]-CSIZEX(K-1)] ADefine size of next chunk to pick
[10] COMPX+DNREAD (-DL),82,CHUNK,(CSIZEX(K-1)) ARead another portion of file
[11] COMPX+(0 -2)+((1CHUNK+33),33)PCOMPX AForm matrix of records
[12] ASelect records whose contract dates are prior to date specified by 'PDATE':
[13] COMPX+PDATE CDPICKPRIOR COMPX
[14] ANext convert contract, accession and discharge dates to Julian dates:
[15] CD+,0 CONVDATE COMPX AConvert contract date to Julian date
[16] AD+,12 CONVDATE COMPX AConvert accession date to Julian date
[17] DD+,18 CONVDATE COMPX AConvert discharge date to Julian date
[18] ED+AD+DD A Take smaller of these as end of DEP; Julian of 0 is 693960
[19] CDE+1/CD,CDE AFind earliest contract date
[20] ASelect records with accession/discharge date on or later than 'PDATE' specified
[21] AIncludes records with neither accession nor discharge dates:
[22] JPD+DATEBASE PDATE AJulian version of 'PDATE'
[23] INDX+JPD<=ED 0 INDX+(0<INDX)/1PINDX
[24] +(0=PINDX)/UPK AUpgrade K-value if no such records
[25] ACompute time spent in DEP (called actual DEPlength) as of 'PDATE':
[26] ADL+0 ROUND(JPD-CD[INDX])/(365+12) A365+12 is used as average # days in one month
[27] ADL+0ADL AThis is to eliminate negative actual DEPlengths if any
[28] ADLMAX+0 ROUND(JPD-CDE)/(365+12) AThis is max possible actual DEPlength as of 'PDATE'
[29] ALLADL+ALLADL,ADL AKeep all actual DEPlengths
[30] UPK:+(FSIZES[DL]>CSIZEX(-1+(K+1)))/LOOP AGo to next chunk to convert
[31] ACount records with various actual DEPlengths as of 'PDATE':
[32] NADL+0P0 0 TIME+0 AInitiate variables; 'TIME' is actual DEPlength
[33] +(0=PALLADL)/END ATerminate if there are no such records in entire file
[34] TIMELOOP:INDX+,ALLADL=TIME
[35] INDX+(INDX>0)/1PINDX AAll records with actual DEPlengths specified
[36] NADL+NADL,PINDX ATotal number of records of given actual DEPlength
[37] +(ADLMAX>TIME+TIME+1)/TIMELOOP ADo next actual DEPlength
[38] END:NREC+1+NADL AThis is the number of open records as of date specified

```

```

[0] MB CHECKREC DL;RDFNAME;TN;NSIZE;K;CSIZE;CHUNK;BIT;COLSIZE;INDX;JPD;COMPK;AD;DD;ED;IDXMAX;EDMAX
;NMAX;NEXP;T;NACC;NLOSS
[1] AComputes from an ASCII datafile with a specific mission box and contracted DEPlength
[2] Athe number of accessions/losses T months after date specified by 'PDATE' among
[3] arecords which are open on 'DATE' for T=1,2,...,12. Note, however, that for T=12
[4] athe results include all accessions/losses 12 months or more after 'PDATE'.
[5] AOther functions used: 'EXPLORE', 'REVROUND', 'CDPICKPRIOR', 'CONVDATE', 'DATABASE'
[6] RDFNAME+'C:\USAREC\NEWDATA\MERGED\MB',(-2+'0',*MB),'DL',(-2+'0',*DL),'.DAT'
[7] UNUNTIE DNNUMS * RDFNAME UNTIE TN*-1
[8] NSIZE+UNSIZE TN * -(0<NSIZE)/CONT * -END
[9] CONT:COLSIZE+TN EXPLORE BIT+155 AThis is the number of columns in data file
[10] CSIZE+COLSIZE REVROUND 250000 A250000 is rounded to nearest multiple of 'COLSIZE' to assure th
at only complete records are in each component
[11] K+1 * TNACC+TNLOSS+0 12*0 AInitialize variables
[12] LOOP: NACC+NLOSS+0*0 AInitialize variables
[13] CHUNK+CSIZE*(NSIZE-(K-1)*CSIZE) ADefine size of next chunk to pick
[14] COMPK+UNREAD -1,82,CHUNK,(CSIZE*(K-1)) ARead another portion of file
[15] COMPK+(0 -2)+((1*CHUNK+COLSIZE),COLSIZE)*COMPK AForm matrix of records
[16] ASelect records whose contract date is prior to date specified by 'PDATE':
[17] COMPK+PDATE CDPICKPRIOR COMPK
[18] *(0=(1+*COMPK))/UPK AUpgrade K-value if no such records
[19] ASelects records whose accession/discharge date is on or after the specified date,
[20] Abut less than 365 days after:
[21] AD+12 CONVDATE COMPK AConvert accession dates to Julian dates
[22] DD+18 CONVDATE COMPK AConvert discharge dates to Julian dates
[23] JPD+DATABASE PDATE AConvert date specified to Julian date
[24] ADefine end-of-DEP dates (where they exist) and the latest such date:
[25] ED+AD1DD * IDXMAX+(IDXMAX>0)/1*IDXMAX+ED=693960 * EDMAX+*ED/(1*ED)-IDXMAX]
[26] INDX+JPD<ED+AD1DD * INDX+(0<INDX)/1*INDX
[27] COMPK+COMPK[INDX;] ARestrict data to records with such accession/discharge dates
[28] *(0=(1+*COMPK))/UPK AUpgrade K-value if no such records
[29] ED+ED[INDX] * T+1
[30] ACount number of records being accessed/lossed 1,2,...,etc. months after 'PDATE':
[31] TLOOP:INDX+(ED<JPD+((T-1)*365+12))^(ED<(JPD+(T*365+12))) * INDX+(0<INDX)/1*INDX
[32] NACC+NACC,+*/COMPK[INDX;31]=*3 * NLOSS+NLOSS,+*/COMPK[INDX;31]=*4
[33] AAllow T-value to grow to include latest accession/loss:
[34] *(((EDMAX-JPD)/(365+12))+1)>T+1)/TLOOP AAllow T-value to grow to include latest accession/l
oss
[35] ADefine larger number of records for this T-value and previous T-values:
[36] NMAX+(*NACC)*1+*TNACC * NEXP+0*NMAX-1+*TNACC
[37] AExpand number of records to accommodate catanation of them:
[38] TNACC+(TNACC,((1+*TNACC),NEXP)*0),[1](NACC,(0*NMAX-*NACC)*0)
[39] TNLOSS+(TNLOSS,((1+*TNLOSS),NEXP)*0),[1](NLOSS,(0*NMAX-*NLOSS)*0)
[40] UPK: -LOOP*UNSIZE>CSIZE*(-1+(K*K+1)) AGo to next chunk to convert
[41] END: ASum over different values of K:
[42] TNACC+*TNACC * TNLOSS+*TNLOSS
[43] ALump together accessions/losses past 12 months:
[44] TNACC+TNACC[11],+*/11*TNACC * TNLOSS+TNLOSS[11],+*/11*TNLOSS

```

```

[0] CPALL+PDATE COMPALLPROB MB;BT;DLRO;TITLE1;TITLE2;RN;CN;FSTR;ET;CT;CPACC;CPLOSS;CPACCALL;CPLOSS
ALL;ACCALL;LOSSALL
[1] AComputes conditional probabilities of accession/loss after i months past 'PDATE',
[2] agiven more than j months (prior to 'PDATE') in DEP, for all contracted DEPlengths,
[3] afor records with mission box 'MB'
[4] aOther functions used are: 'TIEALLDLFILES', 'COMPPROB'
[5] BT+(100 365 12 24 60 60 1000)↓ETS aRecord beginning time of computation
[6] aATies all ASCII files with mission box 'MB', defines their sizes and ranks them:
[7] aAFSIZERO+TIEALLDLFILES MB aResults are the rank orders of the 12 filesizes
[8] DLRO+1 ◊ CPACCALL+CPLOSSALL+(0 0)PADLMAX+0 aInitiate variables
[9] LOOP:aComputes estimated cond prob for successive DEPlengths in descending order of
[10] afile sizes:
[11] MB COMPPROB FSIZEZERO[DLRO]
[12] ACatenate enough zeroes onto both variables to make dimensions fit:
[13] CPACC+CPACC,(0↑(1+PCPACCALL)-PCPACC)ρ0 ◊ CPLOSS+CPLOSS,(0↑(1+PCPLOSSALL)-PCPLOSS)ρ0
[14] CPACCALL+CPACCALL,((1+PCPACCALL),(0↑(PCPACC)-(1+PCPACCALL)))ρ0
[15] CPLOSSALL+CPLOSSALL,((1+PCPLOSSALL),(0↑(PCPLOSS)-(1+PCPLOSSALL)))ρ0
[16] CPACCALL+CPACCALL,[1]CPACC aCatenates results for different DEPlengths
[17] CPLOSSALL+CPLOSSALL,[1]CPLOSS aCatenates results for different DEPlengths
[18] +(12≥DLRO+DLRO+1)/LOOP
[19] aIf matrix is empty concatenate 12×13 matrix of 0's:
[20] CPACCALL+CPACCALL,(12,(0=1+PCPACCALL)×13)ρ0
[21] CPLOSSALL+CPLOSSALL,(12,(0=1+PCPLOSSALL)×13)ρ0
[22] aReplace normal order among DEPlengths: 12,11,...,1:
[23] ACCALL+CPACCALL+CPACCALL[↑FSIZERO;]
[24] LOSSALL+CPLOSSALL+CPLOSSALL[↑FSIZERO;]
[25] ACatenate all cond. prob's of accession and losses:
[26] CPALL+ACCALL,[.5]LOSSALL
[27] aET+(100 365 12 24 60 60 1000)↓ETS aRecord ending time of computation
[28] ACT+(ET-BT)÷1000 ◊ CT+(60 60)↑CT ◊ DTCFF aTime elapsed in min & sec
[29] a'COMPUTATION TIME WAS: ',(↑CT[1]),' MINUTES AND ',(↑CT[2]),' SECONDS.'
[30] +0 aSkip displaying results
[31]
[32] aSet up formatting for results with title, column names & row names:
[33] TITLE1←'EST. COND. PROBS OF ACCESSION ',(↑T),' MONTHS FROM ',PDATE
[34] TITLE2←'GIVEN T MONTHS IN DEP FOR MISSION BOX ',↑MB
[35] CN←', T=, 0M, 1M, 2M, 3M, 4M, 5M, 6M, 7M, 8M, 9M,10M,11M,12M'
[36] RN←', DL=12,DL=11,DL=10,DL= 9,DL= 8,DL= 7,DL= 6,DL= 5,DL= 4,DL= 3,DL= 2,DL= 1'
[37] RN← 12 5 ROWNAMES RN ◊ FSTR←'5A1,13F6.3'
[38] TITLE1+FSTR CENTER TITLE1 ◊ TITLE2+FSTR CENTER TITLE2
[39] CN+FSTR COLNAMES CN ◊ CPACCALL+FSTR DFMT(RN;12 13+CPACCALL)
[40] DTCNL ◊ DTCFLF ◊ TITLE1 ◊ TITLE2 ◊ DTCNUL ◊ CN ◊ CPACCALL
[41] TITLE1←'EST. COND. PROBS OF LOSS ',(↑T),' MONTHS FROM ',PDATE
[42] TITLE1+FSTR CENTER TITLE1
[43] CPLOSSALL+FSTR DFMT(RN;12 13+CPLOSSALL)
[44] DTCNL ◊ TITLE1 ◊ TITLE2 ◊ DTCNL ◊ CN ◊ CPLOSSALL

```

```

[0] MB COMPPROB DL;K;CSIZE;CHUNK;BIT;INDX;INDXA;INDXL;COMP;CD;AD;DD;ED;ADL;COMP;ALLADL;ALLDL;TIME
;NADL;NACC;NLOSS;PMFA;PMFL;SURVA;SURVL
[1] AComputes from an ASCII datafile with a specific mission box and contracted DEPlength
[2] Athe conditional probabilities of accession/loss after 'T' months (T=1,...12)
[3] Agiven survival in DEP of 0,1,2,... months, using all records closed by 'PDATE'
[4] ABoth 'T' and 'PDATE' are variables specified outside this function.
[5] ASame is true for the variable 'ADLMAX' redefined later in this function.
[6] AOther functions used: 'EXPLORE', 'CLOSEDPICK', 'REVROUND', 'PARSUM'
[7] CSIZE+250800 A7600 records are selected at one time: 7600*33=250800
[8] K-1 * COMP+0 3*0 AInitialize variables
[9] LOOP:CHUNK+CSIZE1 (FSIZES[DL]-CSIZE*(K-1)) ADefine size of next chunk to pick
[10] COMPK+ONREAD (-DL),82,CHUNK,(CSIZE*(K-1)) ARead another portion of file
[11] COMPK+(0 ^2)+((LCHUNK+33),33)PCOMP AForm matrix of records
[12] ASelect records which are closed as of date specified by 'PDATE':
[13] COMPK+PDATE CLOSEDPICK COMPK * -(0=1+PCOMPK)/UPK AGo to upgrade 'K' if no such records.
[14] AFind all records where accession/discharge date is not the same as contract date:
[15] INDXA+(INDXA>0)/1PINDXA+A/COMPK[;16]=COMPK[;12+16] ASame contract and accession dates
[16] INDXL+(INDXL>0)/1PINDXL+A/COMPK[;16]=COMPK[;18+16] ASame contract and discharge dates
[17] AIndices of records with contract date different from accession/loss date:
[18] INDX+(1+PCOMPK)-INDXA,INDXL
[19] +(0=PCOMPK)/UPK AUpgrade the value of K if no such records
[20] AClosed records with accession/discharge date NOT on same day as contract date:
[21] COMPK+COMPK[INDX;]
[22] AWill recompute actual DEPlength and allow it to exceed contracted DEPlength(DL)
[23] Aand even 12 months:
[24] CD+0 CONVDATE COMPK AConvert contract dates to Julian dates
[25] AD+12 CONVDATE COMPK AConvert accession dates to Julian dates
[26] DD+18 CONVDATE COMPK AConvert discharge dates to Julian dates
[27] ED+AD+DD A Take smaller of these as end of DEP (Julian of 0 is 693960)
[28] ACompute number of months actually spent in DEP (1M=365+12) and make 0 shortest:
[29] ADL+0/ADL+0 ROUND(ED-CD)/(365+12)
[30] ADLMAX+r/ADLMAX,ADL AThis is max possible actual DEPlength in this file
[31] AConvert actual DEPlengths to character matrix:
[32] ADL+((PADL),^2)+(((PADL),1)P' '),*((PADL),1)PADL
[33] ARetain only actual DEPlength and last digit of a '3' for accession
[34] Aor a '4' for discharge:
[35] COMPK+ADL,((1+PCOMPK),^-1)+COMPK
[36] COMP+COMP,1]COMPK AForm matrix of records of this type
[37] UPK:LOOP*1FSIZES[DL]>CSIZE*(^-1+(K+K+1)) AGo to next chunk to select
[38] ACount numbers with various actual DEPlengths and accessions among them:
[39] NLOSS+NACC+NADL+0*0 * TIME+0 AInitiate variables; 'TIME' is actual DEPlength
[40] TIMELOOP:
[41] INDX+,A/COMP[;12]=(PCOMP[;12])P^-2+' ',*TIME
[42] INDX+(INDX>0)/1PINDX AAll records with actual DEPlengths specified by 'TIME'
[43] NADL+NADL,PINDX ATotal number of records of given actual DEPlength
[44] ACount accessions/losses among them:
[45] INDXA+,COMP[INDX;3]=*3 * INDXA+(INDXA>0)/1PINDXA
[46] INDXL+,COMP[INDX;3]=*4 * INDXL+(INDXL>0)/1PINDXL
[47] NACC+NACC,PINDXA ANumber of accessions of given actual DEPlength
[48] NLOSS+NLOSS,PINDXL ANumber of losses of given actual DEPlength
[49] -(ADLMAX>TIME+TIME+1)/TIMELOOP ADo next actual DEPlength
[50] PMFA+NACC+*/NADL * PMFL+NLOSS+*/NADL AProbs of i months in DEP to accession or loss
[51] SURVA+(-T)+(+*/PMFA)-PARSUM PMFA AProbability of more than j months in DEP to accession
[52] SURVL+(-T)+(+*/PMFL)-PARSUM PMFL AProbability of more than j months in DEP to loss
[53] AConditional Probabilities of i more months in DEP to accession/loss,
[54] Agiven more than j months in DEP:
[55] CPACC+(-T+PMFA) DIV (SURVA+SURVL) * CPLOSS+(-T+PMFL) DIV (SURVA+SURVL)

```

```

[0] COLSIZE+TN EXPLORE BIT;DATABIT;ZAO;IDX;DELTA;PERIOD;INTS;ERR
[1] AEXPLORES ASCII FILE TO FIND WHERE THE NEWLINE AND LINEFEED CHARACTERS ARE LOCATED. IT LOOKS
AT ONLY THE FIRST 'BIT' MANY CHARACTERS IN THE DATAFILE. IF THE NEWLINE AND LINEFEED CHARACTERS OCCU
R AT IRREGULAR INTERVALS IT RETURNS AN ERROR MESSAGE.
[2] BIT+BIT1 (UNSIZE TN) ARedefine 'BIT' to be no greater than filesize
[3] DATABIT+ONREAD TN,82,BIT,0
[4] ZAO+(DATABIT=INTCNL)V(DATABIT=INTCLF) ASHOW BY ONES THE NEWLINE AND LINEFEED CHARACTERS IN DATAB
IT TAKEN FROM DATA
[5] IDX+ZAO*1PZAO AINDEX OF ZEROES AND ONES
[6] DELTA+IDX-1*IDX ATake differences in consecutive components
[7] PERIOD+(DELTA>0)/DELTA AFind periods of actual data characters
[8] INTS+PERIOD+COLSIZE+PERIOD[1] AALL COMPONENTS OF 'PERIOD' SHOULD BE MULTIPLES OF THE FIRST COM
PONENT WHICH WILL BE THE NUMBER OF COLUMNS IN THE APL FILE
[9] ERR+*/INTS*0 ROUND INTS
[10] +0*10=ERR
[11] 'ASCII FILE SEEMS TO CONTAIN DATA IN AN IRREGULAR FORMAT INAPROPRIATE FOR THIS COMPUTATION.'

```

```

[0] SELDATA+PDATE CLOSEDPICK DATA;AD;DD;ED;JPDATE;INDX
[1] #Selects records which are closed as of date specified by 'PDATE',
[2] #i.e. whose accession/discharge date is prior to 'PDATE'.
[3] AD+12 CONVDATE DATA #Convert accession dates to Julian dates
[4] DD+18 CONVDATE DATA #Convert discharge dates to Julian dates
[5] ED+ADLDD #End of DEP is the earlier of accession/loss dates due to Julian date of 0
[6] JPDATE+DATEBASE PDATE #Convert date specified by 'PDATE' to Julian date
[7] #Select indexes of records with contract dates prior to specified date:
[8] INDX+ED<JPDATE * INDX+(0<INDX)/1*INDX
[9] SELDATA+DATA[INDX;] #Restrict data to closed records as of date specified by 'PDATE'

```

```

[0] SELDATA+PDATE CDPICKPRIOR DATA;CD;JPDATE;INDX
[1] #Selects records whose contract date is prior to date specified by 'PDATE'
[2] #Other functions used: 'CONVDATE', 'DATEBASE'
[3] CD+0 CONVDATE DATA #Convert contract dates to Julian dates
[4] JPDATE+DATEBASE PDATE #Convert date specified by 'PDATE' to Julian date
[5] #Select indexes of records with contract dates prior to specified date:
[6] INDX+CD<JPDATE * INDX+(0<INDX)/1*INDX
[7] SELDATA+DATA[INDX;] #Restrict data to records with contract dates prior to spec date

```

```

[0] JDATES+ST CONVDATE RAWDATA;DATES;NR
[1] #Converts date that starts in column 'ST' of raw data to Julian date.
[2] JDATES+0*0 * DATES+RAWDATA[;ST+16] * -(0=1+*DATES)/0
[3] DATES+DATES,((1+*DATES),1)*' ' * DATES+((1+*DATES),3)*Q(3*100)*T*,DATES
[4] LOOP:NR+1+*DATES * JDATES+JDATES,DATEBASE((NR+1000\NR),3)*DATES
[5] DATES+(NR,0)+DATES * -(0<1+*DATES)/LOOP

```

```

[0] PARV+PARSUM V;VV;I;TRY
[1] #COMPUTES ALL PARTIAL SUMS OF THE VECTOR 'V'.
[2] #FIRST CREATES A SQUARE MATRIX, 'VV', WHOSE ROWS ARE
[3] # ALL IDENTICAL TO 'V':
[4] VV+((*V),*V)*V+V
[5] #CREATES A LOWER TRIANGULAR MATRIX, 'TRY', OF 1'S,
[6] # MULTIPLIES IT BY 'VV' AND SUMS ALL ROWS TO CREATE
[7] # ALL THE PARTIAL SUMS OF 'V':
[8] TRY+I*.≥I-1*V
[9] PARV+*/VV*TRY

```

```

[0] MRR+MOD REVROUND M
[1] #ROUNDS THE ARRAY 'M' TO THE NEAREST MULTIPLE OF 'MOD'.
[2] MRR+(10.5+M+MOD)*MOD

```

```

[0] MR+PP ROUND M
[1] #Rounds the decimal numbers.
[2] MR+(10.5+M*10*PP)÷10*PP

```

```

[0] NRECS=COUNTALLDLRECS MB;FNAMES;TN;FSIZES
[1] ATies all ASCII files with mission box 'MB' in directory 'C:\USAREC\NEWDATA\MERGED'
[2] ACounts the number of records in each file with mission box 'MB' and DL=1,2,...,12.
[3] UNUNTIE UNNUMS  * FSIZES+0*0
[4] DLIBD '99 C:\USAREC\NEWDATA\MERGED' AEstablish library 99 as desired directory
[5] ADefine names of all files with mission box 'MB':
[6] FNAMES+(DLIB 99)[(12*MB-1)+112;] * TN+1
[7] ATie all files with mission box 'MB' and defines their file sizes:
[8] LOOP:((DLIBD 99),'\',FNAMES[TN;]) UNTIE -TN
[9] FSIZES+FSIZES,UNSIZE -TN
[10] +(12*TN+TN+1)/LOOP
[11] NRECS+FSIZES+33 AThese are the numbers of records in these files

```

```

[0] PCTALLRECS=COUNTALLRECS PCT;MB;NRECS;NALLRECS;TITLE;CN;RN;FSTR
[1] ACounts records for all mission boxes and contracted DEPlengths.
[2] ADisplays percentages of records for each mission box and contracted DEPlengths.
[3] AOther function used: 'COUNTALLDLRECS'
[4] MB+1 * NALLRECS+0 12*0 AInitiate variables
[5] LOOP: ACount records for a single mission box:
[6] NALLRECS+NALLRECS,[1]NRECS=COUNTALLDLRECS MB
[7] +(22*MB+MB+1)/LOOP
[8] PCTALLRECS+100*NALLRECS+*/+*/NALLRECS AConvert to percentages of total number of records
[9] PCTALLRECS=PCTALLRECS,[1]+*/PCTALLRECS+PCTALLRECS,+*/PCTALLRECS AAttach row & column sums
[10] ASet up formatting for results with title, column names & row names:
[11] TITLE+'PERCENTAGE OF DEP RECORDS BY MISSION BOX(MB) AND CONTRACTED DEPLENGTH(DL)'
[12] CN+',MSBOX',((12 4*DL='),(12 -2)+*12 1*12),'TOTAL'
[13] RN+((22 4*MB='),(22 -2)+*22 1*122),'TOTAL'
[14] RN+23 5 ROWNAMES RN * FSTR+'5A1,12F6.1,1F8.1'
[15] TITLE+FSTR CENTER TITLE
[16] CN+FSTR COLNAMES CN * PCTALLRECS+FSTR DFMT (RN;PCTALLRECS)
[17] TITLE * DTCNUL * CN * PCTALLRECS

```

```

[0] COUNTALLONGRECS;MB;ALLNINST;DL;ALLDLNN;NINST;RN;FSTR;ALLNN;ALLNNL;NN;ALLNNO
[1] ACounts for all mission boxes and contracted DEPlengths the number of records
[2] Awhose actual DEPlength is longer than the contracted DEPlength
[3] AOther functions used are: 'COUNTLONGRECS', 'ROWNAMES', 'CENTER', 'COLNAMES'
[4] MB+1 * ALLNN+0 12 3*0
[5] MBLOOP:DL+1 * ALLDLNN+0 3*0
[6] DLLOOP:ALLDLNN+ALLDLNN,[1]NN+MB COUNTLONGRECS DL
[7] +(12*DL+DL+1)/DLLOOP
[8] ALLNN+ALLNN,[1]ALLDLNN
[9] +(22*MB+MB+1)/MBLOOP
[10] ALLNN+ALLNN,[1]+/[1]ALLNN+ALLNN,[2]+/[2]ALLNN
[11] ASet up formatting for results with title, column names & row names:
[12]
[13] TITLE1+'NUMBER OF CONTRACTS THAT STAY IN DEP BEYOND THEIR CONTRACTED DEPLENGTH'
[14] TITLE2+'BY MISSION BOX(MB) AND CONTRACTED DEPLENGTH(DL)'
[15] CN+',MSBOX',((12 4*DL='),(12 -2)+*12 1*12),'TOTAL'
[16] RN+((22 4*MB='),(22 -2)+*22 1*122),'TOTAL'
[17] RN+23 5 ROWNAMES RN * FSTR+'5A1,12I6,1I8'
[18] TITLE1+FSTR CENTER TITLE1 * TITLE2+FSTR CENTER TITLE2
[19] CN+FSTR COLNAMES CN * ALLNNL+FSTR DFMT (RN;ALLNN[;1])
[20] DTCLF * TITLE1 * TITLE2 * DTCNUL * CN * ALLNNL
[21]
[22] TITLE1+'PERCENTAGE OF CONTRACTS THAT STAY IN DEP BEYOND THEIR CONTRACTED DEPLENGTH'
[23] FSTR+'5A1,12F6.1,1F8.1' * TITLE1+FSTR CENTER TITLE1
[24] ALLNNP+FSTR DFMT (RN;100*ALLNN[;1] DIV ALLNN[;3])
[25] DTCLF * TITLE1 * TITLE2 * DTCNUL * CN * ALLNNP
[26] +0
[27] TITLE1+'NUMBER OF CONTRACTS THAT ARE STILL OPEN'
[28] FSTR+'5A1,12I6,1I8' * TITLE1+FSTR CENTER TITLE1
[29] ALLNNO+FSTR DFMT (RN;ALLNN[;2])
[30] DTCLF * TITLE1 * TITLE2 * DTCNUL * CN * ALLNNO

```

```

[0] NN+MB COUNTLONGRECS DL;RDFNAME;TN;NSIZE;K;CSIZE;CHUNK;COLSIZE;BIT;INDX;INDXA;INDXL;INDXO;COMP
;CD;AD;DD;ED;ADL;NOPEN;NTOTAL;NLONG
[1] #Counts in an ASCII datafile with a specific mission box and contracted DEPlength
[2] #the number of records that stay in DEP longer than the contracted DEPlength.
[3] #Other functions used: 'EXPLORE', 'REVROUND', 'CONVDATE', 'ROUND'
[4] #The file with desired mission box (MB) and DEPlength (DL):
[5] RDFNAME='C:\USAREC\NEWDATA\MERGED\MB',(-2+'0',#MB),'DL',(-2+'0',#DL),'.DAT'
[6] DNUNTIE DNUNMS # RDFNAME DNTIE TN*-1
[7] K+1 # NN+3#NLONG+NOPEN+NTOTAL*0 #Initialize variables
[8] NSIZE+DINSIZE TN # +(0<DINSIZE TN)/CONT # +0 #Quit if file is empty
[9] CONT:COLSIZE+TN EXPLORE BIT+155 #This is the number of columns in data file
[10] #250000 is rounded to nearest multiple of 'COLSIZE' to assure
[11] #that only complete records are in each chunk taken:
[12] CSIZE+COLSIZE REVROUND 250000
[13] LOOP:CHUNK+CSIZE1(NSIZE-(K-1)*CSIZE) #Define size of next chunk to pick
[14] COMPK+DNREAD TN,82,CHUNK,(CSIZE*(K-1)) #Read another portion of file
[15] COMPK+(0 -2)+((1#CHUNK#COLSIZE),COLSIZE)#COMPK #Form matrix of records
[16] NTOTAL+NTOTAL+1+#COMPK #Total number of records
[17] #Find all records where accession/discharge date is not the same as contract date:
[18] INDXA+(INDXA>0)/1#INDXA+^/COMPK[;16]=COMPK[;12+16] #Same contract and accession dates
[19] INDXL+(INDXL>0)/1#INDXL+^/COMPK[;16]=COMPK[;18+16] #Same contract and discharge dates
[20] INDXO+(INDXO>0)/1#INDXO+'7',COMPK[;(-1+#COMPK)] #These are still open records
[21] NOPEN+NOPEN+#INDXO #Number of still open records
[22] #Indices of closed records with accession/loss date different from contract date:
[23] INDX+(1+#COMPK)-INDXA,INDXL,INDXO
[24] +(0=#INDX)/UPK #Upgrade the value of K if no such records
[25] #Closed records with accession/discharge date NOT on same day as contract date:
[26] COMPK+COMPK[INDX;]
[27] #Will recompute actual DEPlength and allow it to exceed contracted DEPlength(DL)
[28] #and even 12 months:
[29] CD+0 CONVDATE COMPK #Convert contract dates to Julian dates
[30] AD+12 CONVDATE COMPK #Convert accession dates to Julian dates
[31] DD+18 CONVDATE COMPK #Convert discharge dates to Julian dates
[32] ED+ADLDD # Take smaller of these as end of DEP (Julian of 0 is 693960)
[33] #Compute number of months actually spent in DEP (1M=365+12) and make 0 shortest:
[34] ADL+0#ADL+0 ROUND(ED-CD)/(365+12)
[35] #ADLMAX+^/ADL #This is max actual DEPlength in this file
[36] INDX+(INDX>0)/INDX+ADL>DL
[37] NLONG+NLONG+#INDX
[38] UPK:->LOOP*1NSIZE>CSIZE*(-1+(K+K+1)) #Go to next chunk to select
[39] NN+NLONG,NOPEN,NTOTAL

```

## INITIAL DISTRIBUTION LIST

1. Research Office (Code 08) ..... 1  
Naval Postgraduate School  
Monterey, CA 93943-5000
2. Dudley Knox Library (Code 52) ..... 2  
Naval Postgraduate School  
Monterey, CA 93943-5002
3. Defense Technical Information Center ..... 2  
8725 John J. Kingman Rd., STE 0944  
Ft. Belvoir, VA 22060-6218
4. Ms. Beverly Sizemore ..... 5  
PA&E  
U.S. Army Recruiting Command  
1307 Third Ave.  
Fort Knox, KY 40121-2726
4. Department of Operations Research ..... 1  
Editorial Assistant (Code OR/Bi)  
Naval Postgraduate School  
Monterey, CA 93943-5000
5. Prof. Paul R. Milch (Code OR/Mh) ..... 6  
Naval Postgraduate School  
Monterey, CA 93943-5000
6. Prof. Lyn R. Whitaker (Code OR/Wh) ..... 3  
Naval Postgraduate School  
Monterey, CA 93943-5000