

ARMY RESEARCH LABORATORY



# Homogenized Penetration Calculations

Steven B. Segletes

ARL-TR-1075

May 1996

19960508 177

APPROVED FOR PUBLIC RELEASE; DISTRIBUTION IS UNLIMITED.

DTIC QUALITY INSPECTED 3

## **NOTICES**

Destroy this report when it is no longer needed. DO NOT return it to the originator.

Additional copies of this report may be obtained from the National Technical Information Service, U.S. Department of Commerce, 5285 Port Royal Road, Springfield, VA 22161.

The findings of this report are not to be construed as an official Department of the Army position, unless so designated by other authorized documents.

The use of trade names or manufacturers' names in this report does not constitute indorsement of any commercial product.

# REPORT DOCUMENTATION PAGE

Form Approved  
OMB No. 0704-0188

Public reporting burden for this collection of information is estimated to average 1 hour per response, including the time for reviewing instructions, searching existing data sources, gathering and maintaining the data needed, and completing and reviewing the collection of information. Send comments regarding this burden estimate or any other aspect of this collection of information, including suggestions for reducing this burden, to Washington Headquarters Services, Directorate for Information Operations and Reports, 1215 Jefferson Davis Highway, Suite 1204, Arlington, VA 22202-4302, and to the Office of Management and Budget, Paperwork Reduction Project(0704-0188), Washington, DC 20503.

1. AGENCY USE ONLY (Leave blank)		2. REPORT DATE May 1995	3. REPORT TYPE AND DATES COVERED Final, June 1994 - June 1995	
4. TITLE AND SUBTITLE Homogenized Penetration Calculations			5. FUNDING NUMBERS PR: 1L162618AH80	
6. AUTHOR(S) Steven B. Segletes				
7. PERFORMING ORGANIZATION NAME(S) AND ADDRESS(ES) U.S. Army Research Laboratory ATTN: AMSRL-WT-TD Aberdeen Proving Ground, MD 21005-5066			8. PERFORMING ORGANIZATION REPORT NUMBER ARL-TR-1075	
9. SPONSORING/MONITORING AGENCY NAMES(S) AND ADDRESS(ES)			10. SPONSORING/MONITORING AGENCY REPORT NUMBER	
11. SUPPLEMENTARY NOTES A slightly modified version of this report is being published in the Int. J. Solids & Structures, under the same title.				
12a. DISTRIBUTION/AVAILABILITY STATEMENT Approved for public release; distribution is unlimited.			12b. DISTRIBUTION CODE	
13. ABSTRACT (Maximum 200 words) A model was developed which describes the penetration of a target composed of multiple discrete elements in terms of the penetration of an equivalent single-element target of identical thickness. To achieve this aim, the effective density and target resistance terms for the equivalent target have been homogenized from the densities and target resistances of the individual discrete elements composing the original target. Though the current model may be employed to treat a target's internal air gaps in the homogenization process, the current model does nothing special to address target considerations, such as obliquity, confinement, length-to-diameter (L/D) effects, etc. Rather, the model was intentionally restricted to flat-plate-type target elements being impacted at normal incidence, to focus upon the homogenization technique itself. To avoid the need to transform the shape or velocities of the bodies in question, only techniques which strictly preserved length and time dimensions were considered. Several homogenization schemes were examined and compared to the corresponding multi-element penetration calculation. It was determined that a straightforward volume averaging of target properties is usually not sufficient to effectively simulate a multi-element target. Other techniques presented here seem to do a better job at predicting residual penetrator length and velocity, respectively. <p style="text-align: center;">DTIC QUALITY INSPECTED 3</p>				
14. SUBJECT TERMS penetration, homogenize, perforation, residual length			15. NUMBER OF PAGES 50	
			16. PRICE CODE	
17. SECURITY CLASSIFICATION OF REPORT UNCLASSIFIED	18. SECURITY CLASSIFICATION OF THIS PAGE UNCLASSIFIED	19. SECURITY CLASSIFICATION OF ABSTRACT UNCLASSIFIED	20. LIMITATION OF ABSTRACT UL	

INTENTIONALLY LEFT BLANK.

## TABLE OF CONTENTS

	<u>Page</u>
LIST OF FIGURES .....	v
LIST OF TABLES .....	vii
1. INTRODUCTION .....	1
2. THEORY .....	1
2.1 Volume-Averaged Parameters .....	2
2.2 Hydrodynamic Erosion Homogenization for Density, $\rho_H$ .....	2
2.3 'Impulse' Homogenization for Target Resistance, $R_V$ .....	4
2.4 'Erosion' Homogenization for Target Resistance, $R_L$ .....	4
3. RESULTS .....	10
4. CONCLUSIONS .....	22
5. REFERENCES .....	24
DISTRIBUTION LIST .....	25

INTENTIONALLY LEFT BLANK.

## LIST OF FIGURES

<u>Figure</u>	<u>Page</u>
1. A comparison of the eroded-length homogenization for target resistance, equation (16), with its asymptote, equation (24), for the representative impact conditions described in Table 1. . . . .	9
2. Residual penetrator length vs. impact velocity for Case I impact conditions of high-density, weak penetrator (Table 2). Plot depicts multiplate-target solution plus three homogenization alternatives. . . . .	14
3. Residual penetrator length vs. impact velocity for Case II impact conditions of high-density, strong penetrator (Table 3). Plot depicts multiplate-target solution plus three homogenization alternatives. . . . .	15
4. Residual penetrator length vs. impact velocity for low-density, weak penetrator (Table 4). Plot depicts multiplate-target solution plus two homogenization alternatives (volume-averaged target fails to perforate). . . . .	16
5. Residual penetrator length vs. impact velocity for Case IV impact conditions of low-density, strong penetrator (Table 5). Plot depicts multiplate-target solution plus three homogenization alternatives. . . . .	17
6. Residual penetrator velocity vs. impact velocity for Case I impact conditions of high-density, weak penetrator (Table 2). Plot depicts multiplate-target solution plus three homogenization alternatives. . . . .	18
7. Residual penetrator velocity vs. impact velocity for Case II impact conditions of high-density, strong penetrator (Table 3). Plot depicts multiplate-target solution plus three homogenization alternatives. . . . .	19
8. Residual penetrator velocity vs. impact velocity for low-density, weak penetrator (Table 4). Plot depicts multiplate-target solution plus two homogenization alternatives (volume-averaged target fails to perforate). . . . .	20
9. Residual penetrator velocity vs. impact velocity for Case IV impact conditions of low-density, strong penetrator (Table 5). Plot depicts multiplate-target solution plus three homogenization alternatives. . . . .	21

INTENTIONALLY LEFT BLANK.

LIST OF TABLES

<u>Table</u>	<u>Page</u>
1. Representative Penetrator/Target Geometry Used to Compare Actual and Asymptotic Length-Based, Homogenized Target Resistances, $R_L$ and $R_{Lx}$ , Respectively . . . . .	9
2. Penetrator/Target Geometry (Case I: High-Density, Weak Penetrator) Used to Compare Homogenization Techniques . . . . .	11
3. Penetrator/Target Geometry (Case II: High-Density, Strong Penetrator) Used to Compare Homogenization Techniques . . . . .	11
4. Penetrator/Target Geometry (Case III: Low-Density, Weak Penetrator) Used to Compare Homogenization Techniques. Target Element Thicknesses Scaled Down to Permit Perforation . . . . .	12
5. Penetrator/Target Geometry (Case IV: Low-Density, Strong Penetrator) Used to Compare Homogenization Techniques. Target Element Thicknesses Scaled Down to Permit Perforation . . . . .	12

INTENTIONALLY LEFT BLANK.

## 1. INTRODUCTION

It is of general interest to develop an analytical model to describe the behavior of two nonhomogeneous bodies during impact at high obliquity and at impact velocities of several kilometers per second. One approach involves sectionally homogenizing the bodies and employing a Tate-like penetration analysis [1] on the resulting problem. As a first step in solving this general problem, the straightforward case of a uniform rod penetrating a multi-element target at normal incidence is considered. Effort was directed at constructing the appropriate homogenization relations for such a target configuration, in the context of a Tate penetration analysis. In such analyses, only penetrator and target densities, penetrator strength, and target resistance are employed as material parameters. To avoid the need to transform the shape or velocities of the bodies in question, only techniques which strictly preserve length and time dimensions are considered.

In addition to a straightforward volume averaging technique for both density and target resistance, a density homogenization is examined which preserves penetrator erosion in the hydrodynamic limit and two different target resistance homogenizations are considered. In one, the homogenization attempts to preserve the decelerative impulse delivered to the penetrator and should thus provide a good predictor for residual penetrator velocity. In the other, the homogenization attempts to preserve eroded penetrator length, even for cases below the hydrodynamic limit. This latter technique should thus provide a reasonable predictor for residual rod length. One very interesting result that arises from these two target resistance homogenizations is that they depend upon the penetrator density, in both cases, and upon the penetrator strength, in the latter case. This result is similar to the conclusion of Wright and Frank [2] that "R is not simply a measure of target hardness, but that it involves characteristics of the rod and of the specific collision under consideration." However, their conclusion pertains to the balance laws within a homogeneous target, whereas the current conclusion arises from the nature of multiplate-target homogenization. Though such a dependence of target resistance on penetrator parameters may seem intellectually unsatisfying, it may actually be necessary in order to achieve a proper homogenization of material properties.

## 2. THEORY

In the following discussion, the normal impact of a uniform penetrator of specified density,  $\rho_R$ , length,  $L$ , strength,  $Y$ , and velocity,  $V_0$ , upon a multi-element target of thickness,  $t$ , shall be considered. The target is considered to be composed of  $n$  layers, each of density  $\rho_i$ , thickness  $t_i$ , and target resistance,  $R_i$ . An air gap may comprise one or more of these target layers. The goal of this exercise is to formulate an equivalent target of identical total thickness,  $t$ , whose effect upon the eroding penetrator closely resembles that of the original multi-element target. Since a fundamental understanding of target homogenization is desired, comparisons of the multi-element-target solution to various homogenized solutions will be accomplished with the original Tate penetration model [1]. Higher order effects of obliquity, confinement,  $L/D$ , etc. will not be considered here, since they could otherwise obscure conclusions and trends of the

homogenization modeling itself. Additionally, it is not the intent of this paper to debate the merits of utilizing a Tate solution for various applications. Rather, the intent is to obtain the best homogenization technique, given that the Tate approach will be employed.

Below the ballistic limit, penetrator response can be a strong function of the target element stacking order. Homogenization algorithms will, by their nature, fail to capture these variations resulting from the stacking arrangement. Thus, to avoid confusing variations due to the target-element stacking arrangement with intrinsic differences in the homogenization algorithms themselves, discussion will be limited to only those cases above the ballistic limit (where target perforation occurs). Even above the ballistic limit, penetrator response will be mildly affected by target element stacking order. However, this influence rapidly diminishes with increasing striking velocity and quickly becomes negligible.

2.1 Volume-Averaged Parameters. Volume averaging (a.k.a. the rule of mixtures) may seem a good, logical, first step at approaching the homogenization problem. Continuity of target mass is automatically satisfied if density is volume averaged, which seems appealing. For a one-dimensional approach, volume averaging is equivalent to length averaging. Thus, the homogenization of a parameter, for example  $\rho$ , associated with each target element  $i$ , would be volume averaged by weighting each element's  $\rho_i$  by the element thickness, to give

$$\bar{\rho} = \frac{\sum_{i=1}^n \rho_i t_i}{\sum_{i=1}^n t_i} \quad (1)$$

The barred quantity will be uniformly used in this paper to denote a volume-averaged homogenization. For the current discussion, the homogenization of the type given in (1) may also be identically performed on target resistance, merely by substituting  $R$  for  $\rho$ . As will be shown in subsequent analysis, the volume-averaged homogenization technique is not a particularly accurate method to describe residual penetrator lengths and velocities, especially at higher impact velocities.

2.2 Hydrodynamic Erosion Homogenization for Density,  $\rho_H$ . An homogenization method for density is offered here which has the virtue of predicting the proper residual penetrator length in the hydrodynamic limit. As striking velocity increases, the influence of both penetrator strength and target resistance is monotonically lessened, and erosion is governed solely by density considerations.

Consider the case of hydrodynamic penetration in order to develop this formulation. In the hydrodynamic limit, a Bernoulli balance indicates that an increment of penetrator erosion equals  $\mu$  times the increment of target penetration, the constant,  $\mu$ , being given by the square root

of the target to penetrator density ratio,  $\mu = \sqrt{\rho/\rho_R}$ . If we use this hydrodynamic limiting case to homogenize the penetrator/target erosion process, we may equate the total length of eroded penetrator through the homogenized target to the incremental sum of eroded lengths through each of the individual target elements (i.e.,  $\Delta L = \Sigma \Delta L_i$ ). Substituting terms gives:

$$\mu_H t = \sum_{i=1}^n \mu_i t_i \quad , \quad (2)$$

where the 'H' subscript represents this "hydrodynamic" homogenization which preserves length erosion in the hydrodynamic limit. Expressing homogenized target thickness, t, as the sum of the original target element thicknesses, the solution for  $\mu_H$  becomes

$$\mu_H = \frac{\sum_{i=1}^n \mu_i t_i}{\sum_{i=1}^n t_i} \quad . \quad (3)$$

Reducing  $\mu$  back to its density primitives permits (3) to be expressed in terms of the hydrodynamic homogenized density:

$$\sqrt{\rho_H} = \frac{\sum_{i=1}^n \sqrt{\rho_i} t_i}{\sum_{i=1}^n t_i} \quad . \quad (4)$$

This definition of density is the relevant metric for hydrodynamic erosion, though it clearly differs from the volume-averaged density of (1), and not by a trivial amount. For example, considering a baseline target composed of equal thicknesses of steel ( $\rho = 7.8 \text{ g/cm}^3$ ) and air ( $\rho = 0$ ), the two homogenized densities are given as  $\bar{\rho} = 3.9$  and  $\rho_H = 1.95$ . In the hydrodynamic limit (assuming enough penetrator length to permit perforation), the volume-averaged target density would predict penetrator erosion 41% larger than the actual length consumption.

For lower impact velocities, penetration behavior is no longer hydrodynamic, and strength considerations will play an increasingly important role. Though it would be possible to construct a model in which both homogenized density and target resistance were both functions of impact velocity, such complications can hopefully be avoided. As such, target resistance homogenizations to be considered below will be cast in a context where the homogenized density is a function of geometry only and thus not a function of impact velocity.

2.3 'Impulse' Homogenization for Target Resistance,  $R_v$ . To develop one estimate of what an homogenized resistance might be, consider the function of the resistance terms,  $R$  and  $Y$ , in the modified Bernoulli equation:

$$\frac{1}{2}\rho_R(V-U)^2 + Y = \frac{1}{2}\rho U^2 + R \quad (5)$$

These terms modify the stress (thus, force) in the momentum-based Bernoulli equation, thereby modifying the impulse imparted to the projectile and target. If one speculates that the impulse,  $\int F dt$ , delivered to the penetrator by the target resistance should remain unaffected by the homogenization process, then it will be necessary to obtain the time spent penetrating each element of the target laminate. A first order approximation is likewise available from hydrodynamic considerations. However, the penetration time estimated in this manner will be in slight error when the penetration conditions are short of hydrodynamic. Proceeding nonetheless, the hydrodynamic penetration rate, given as

$$U = \frac{V}{1 + \mu} \quad (6)$$

may be employed to approximate the time,  $\tau_i$ , spent penetrating each element. This time is given as

$$\tau_i = t_i / U_i \approx t_i(1 + \mu_i) / V_0 \quad (7)$$

Using this per element penetration time in the impulse equation, the impulse-homogenized target resistance,  $R_v$ , is given by

$$R_v = \frac{\sum_{i=1}^n R_i(1 + \mu_i)t_i}{\sum_{i=1}^n (1 + \mu_i)t_i} \quad (8)$$

Since  $\mu_i$  is a function of the penetrator density, the relationship (8) has the complication of requiring the penetrator density to compute the target resistance  $R_v$ . Because this homogenization strove to preserve impulse delivered by the target, one might hope that such a formulation would provide a reasonably good predictor for residual penetrator velocity exiting a target.

2.4 'Erosion' Homogenization for Target Resistance,  $R_t$ . One may derive a target resistance homogenization that strives to conserve eroded penetrator length, rather than impulse delivered to the penetrator. Consider the penetrator-erosion and the modified-Bernoulli equations, as the penetrator is traversing target element  $i$ :

$$\dot{L}_i = U_i - V_i \quad , \quad (9)$$

$$\frac{1}{2}\rho_R(V_i - U_i)^2 + Y = \frac{1}{2}\rho_i U_i^2 + R_i \quad . \quad (10)$$

Solve for  $\dot{L}_i$  to eliminate  $V_i$ :

$$\dot{L}_i = - \sqrt{\frac{2(R_i - Y)}{\rho_R} + \frac{\rho_i}{\rho_R} U_i^2} \quad . \quad (11)$$

If target element  $i$  is of thickness  $t_i$ , and the time required to penetrate this element is  $\tau_i$ , then the amount of penetrator erosion occurring in element  $i$  is

$$\Delta L_i = \dot{L}_i \tau_i \quad , \quad (12)$$

where the time spent penetrating element  $i$  may be approximated, as before, through the use of (7). In this homogenization approach, the sum of the eroded penetrator lengths through each target element should equal the total eroded length through the homogenized target, or  $\Delta L = \Sigma \Delta L_i$ . Substitution gives

$$\frac{\dot{L}_{eff}}{U_{eff}} \sum_{i=1}^n t_i = \sum_{i=1}^n \frac{\dot{L}_i}{U_i} t_i \quad , \quad (13)$$

where the sum of the individual target element thicknesses has been substituted for the total homogenized target thickness. Note that, from (11) above,

$$\dot{L}_{eff} = - \sqrt{\frac{2(R_L - Y)}{\rho_R} + \frac{\rho_{eff}}{\rho_R} U_{eff}^2} \quad . \quad (14)$$

The term " $\rho_{eff}$ " represents the homogenized density being used in conjunction with this target resistance homogenization. We will choose the hydrodynamic density homogenization,  $\rho_H$ , to be that effective density for the remainder of this discussion, or  $\rho_{eff} = \rho_H$ . It immediately follows that the effective penetration rate,  $U_{eff}$ , is also based on the hydrodynamic density homogenization (and will thus be called  $U_H$ ). It is given as

$$U_H = \frac{V_o}{1 + \mu_H} = \frac{V_o}{1 + \sqrt{\rho_H/\rho_R}} \quad . \quad (15)$$

We seek an homogenized approximation to the term " $R_L$ ." Substitute (11), (14), and (15) into

(13) and solve for  $R_L$ :

$$R_L = Y + \left( \frac{U_H}{\sum_{i=1}^n t_i} \sum_{i=1}^n t_i \sqrt{\frac{(R_i - Y)}{U_i^2} + \frac{\rho_i}{2}} \right)^2 - \frac{\rho_H U_H^2}{2} . \quad (16)$$

This homogenized resistance is nominally a function of not only target geometry, but also of penetrator density, strength, and impact velocity. Though  $R_L$  may, at first, seem to be a strong function of  $U_H$ , and thus striking velocity,  $V_0$ , this conclusion turns out not to be the case, and in fact  $R_L$  quickly asymptotes to a constant value with increasing striking velocity, due to a canceling of terms.

To obtain this asymptote, use (4) to replace the homogenized hydrodynamic density with its raw constituents, and express (16) as follows:

$$R_L = Y + \left[ \left( \sum_{i=1}^n \sqrt{a_i + Kb_i} \right)^2 - \left( \sum_{i=1}^n \sqrt{Kb_i} \right)^2 \right] / \left( \sum_{i=1}^n t_i \right)^2 , \quad (17)$$

where

$$a_i = \frac{(R_i - Y) U_H^2 t_i^2}{U_i^2}$$

$$b_i = \frac{\rho_i t_i^2}{2} , \text{ and}$$

$$K = U_H^2 .$$

Both  $U_H$  and  $U_i$  are directly proportional to striking velocity  $V_0$ . Their ratio is therefore independent of striking velocity. Thus, terms  $a_i$  and  $b_i$  are composed purely of geometrical and material property considerations independent of striking velocity. The goal then becomes to show that (17) is independent of  $K$  as  $K$ , the only velocity dependent term, becomes sufficiently large.

Consider, thus, the evaluation of the limit

$$\lim_{K \rightarrow \infty} \left[ \left( \sum_{i=1}^n \sqrt{a_i + Kb_i} \right)^2 - \left( \sum_{i=1}^n \sqrt{Kb_i} \right)^2 \right] . \quad (18)$$

Factor out a  $K$  to obtain

$$\lim_{K \rightarrow \infty} K \left[ \left( \sum_{i=1}^n \sqrt{\frac{a_i}{K} + b_i} \right)^2 - \left( \sum_{i=1}^n \sqrt{b_i} \right)^2 \right]. \quad (19)$$

For large  $K$  (i.e., large impact velocity), the first term may be approximated in a first order binomial expansion as

$$\sqrt{\frac{a_i}{K} + b_i} \approx \sqrt{b_i} + \frac{a_i}{2K\sqrt{b_i}} + \dots \quad (20)$$

Using this two-term expansion, the limit becomes

$$\lim_{K \rightarrow \infty} K \left[ \left( \sum_{i=1}^n \sqrt{b_i} + \frac{a_i}{2K\sqrt{b_i}} \right)^2 - \left( \sum_{i=1}^n \sqrt{b_i} \right)^2 \right]. \quad (21)$$

This limit is a difference of squares and can thus be expressed as

$$\lim_{K \rightarrow \infty} K \left[ \left( \sum_{i=1}^n \sqrt{b_i} + \frac{a_i}{2K\sqrt{b_i}} + \sqrt{b_i} \right) \left( \sum_{i=1}^n \sqrt{b_i} + \frac{a_i}{2K\sqrt{b_i}} - \sqrt{b_i} \right) \right]. \quad (22)$$

For large  $K$ , the first term becomes

$$\left( 2 \sum_{i=1}^n \sqrt{b_i} \right)$$

and the second becomes

$$\left( \sum_{i=1}^n \frac{a_i}{2K\sqrt{b_i}} \right).$$

The limit thus becomes independent of  $K$ , and is given by

$$\lim_{K \rightarrow \infty} \left[ \left( \sum_{i=1}^n \sqrt{a_i + Kb_i} \right)^2 - \left( \sum_{i=1}^n \sqrt{Kb_i} \right)^2 \right] = \left( \sum_{i=1}^n \sqrt{b_i} \right) \left( \sum_{i=1}^n \frac{a_i}{\sqrt{b_i}} \right). \quad (23)$$

With the use of this limit and appropriate substitution, velocities may be removed from equation (17) to obtain finally the asymptotic value of  $R_L$ , which we will call  $R_{Lx}$ :

$$R_{Lx} = Y + \frac{\sqrt{\rho_H}}{(1 + \sqrt{\rho_H/\rho_R})^2} \frac{\sum_{i=1}^n \frac{(R_i - Y) (1 + \sqrt{\rho_i/\rho_R})^2 t_i}{\sqrt{\rho_i}}}{\sum_{i=1}^n t_i}. \quad (24)$$

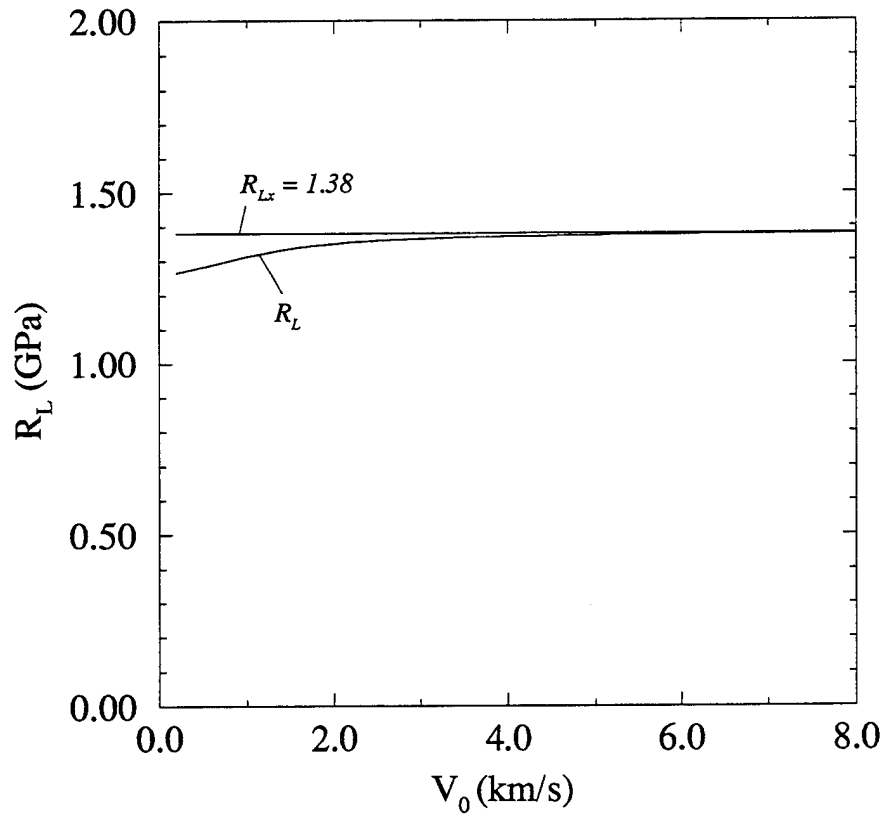
To justify the use of this homogenization asymptote (24), examine how the results of  $R_L$ , given by (16), and  $R_{Lx}$  compare for a representative impact condition involving the multi-element target described in Table 1. The comparison of  $R_L$  and  $R_{Lx}$  for this case is depicted in Figure 1. At all velocities, the functions are within 10% of each other, and at velocities of ballistic interest (for example, greater than 1600 m/s), the functions are within 3% of each other. Though the merits of the  $R_L$  homogenization will be explored subsequently, the use of the asymptotic expression to approximate the formulation seems justifiable. Though using the asymptote expressed in (24) makes homogenized target resistance independent of penetrator striking velocity, the expression is still quite dependent upon penetrator density and strength. For all cases of (24) studied to date, strengthening a penetrator (increasing  $Y$ ) has the net effect of creating an apparently stronger homogenized target (increasing  $R_{Lx}$ ).

With regard to the inclusion of air gaps in targets, a few words are appropriate here. The modified Bernoulli equation, (10), and thus the penetrator erosion rate equation, (11), are valid for the case when both penetrator and target are eroding. If a particular target element is so weak (e.g., air or other low density/strength materials) that rod erosion would not actually occur, the use of the penetrator material strength value,  $Y$ , is not justified in (10) and (11). Rather, for rigid penetration, the appropriate value of  $Y$ , which now represents a stress and not a strength, dynamically adjusts itself so as to make  $V_i = U_i$  in (10), which makes the square root term, and thus  $dL/dt$ , identically zero in (11).

The effect of these target elements, producing no rod erosion, upon equation (16) is that only the real part of the square root term should be employed. Namely, summation terms with a negative radicand should be considered as identically zero. The effect of this term zeroing on the calculation of the asymptote, given by (24), is to zero out the numerator summation term of target elements for which  $dL/dt$  is zero (i.e., of elements for which a negative radicand arises in (11)).

**Table 1.** Representative Penetrator/Target Geometry Used to Compare Actual and Asymptotic Length-Based, Homogenized Target Resistances,  $R_L$  and  $R_{Lx}$ , Respectively

$\rho_R$ (kg/m <sup>3</sup> )	$Y$ (GPa)	$L_0$ (m)
8900	0.5	1.0
$\rho_i$ (kg/m <sup>3</sup> )	$R_i$ (GPa)	$t_i$ (m)
7800	1.0	0.3
0	0	0.5
2800	2.0	0.3
4800	3.0	0.3



**Figure 1.** A comparison of the eroded-length homogenization for target resistance, equation (16), with its asymptote, equation (24), for the representative impact conditions described in Table 1.

For targets composed solely of strong elements where  $R_i > Y$  (where  $dL/dt$  is always non-zero) and/or gap (void) target elements (where  $dL/dt$  is always identically zero), the behavior of effective target resistance, given by (16), is monotonic. This effective target resistance approaches the asymptotic value, given by (24), when one accounts for the appropriate term zeroing, as described above.

The picture complicates somewhat, for low-density, weak target elements where rod passage transitions from rigid-body to eroding, as a function of impact velocity. In these cases, the modifications described above to evaluate equation (16) are still appropriate. However, the behavior of (16) is no longer monotonic (nor asymptotic) with impact velocity. However, the complications arising from these weak target elements will not be addressed in this introductory paper. Suffice it to say that the use of equation (24) needs to be used with some caution in these cases.

### 3. RESULTS

In actual applications of the penetration equations, the target resistance usually exceeds the penetrator strength. An explanation of this tendency is offered by Wright and Frank [2], who show that the target resistance,  $R$ , is justifiably composed of a variety of terms, the net effect of which is to make the value of  $R$  several times the actual target yield strength. Thus, the word "resistance" and not "strength" is used to describe this term.

Nonetheless, to better assess the value of the various homogenization techniques discussed herein, cases will be examined in which the rod strength exceeds the target resistance, as well as the (more usual) converse. Additionally, for both of these situations, a case will be studied for a high-density penetrator relative to the target elements, as well as the case of a low-density penetrator relative to the target elements.

These four permutations are given as follows: Case I: high-density, weak penetrator; Case II: high-density, strong penetrator; Case III: low-density, weak penetrator; and Case IV: low-density, strong penetrator. The penetrator/target geometries illustratively chosen for these four cases are listed in Tables 2 through 5, along with the various homogenized representations. For the low-density penetrators, the target dimensions have been scaled back to permit penetrator perforation. Because the volume fraction of each target element is the same in all four cases, volume-averaged properties (density and target resistance) in all cases remain unchanged. The "hydrodynamic" homogenized density, though numerically different from the volume-averaged density, is also constant for all cases. Since homogenized strength  $R_V$  is a function of penetrator density, its value for Cases I and II will take on one value, and for Cases III and IV, a different value. The homogenized strength  $R_{Lx}$ , on the other hand, is a function of both penetrator density and strength. Thus, its value changes for each of the four cases. Furthermore, its value increases significantly over the other resistance homogenization formulations when the penetrator strength is large compared to target element resistances (e.g., Cases II and IV).

**Table 2. Penetrator/Target Geometry (Case I: High-Density, Weak Penetrator) Used to Compare Homogenization Techniques**

$\rho_R$ (kg/m <sup>3</sup> )	Y (GPa)	$L_0$ (m)
8900	0.5	1.0
$\rho_i$ (kg/m <sup>3</sup> )	$R_i$ (GPa)	$t_i$ (m)
7800	1.0	0.3
0	0	0.5
2800	2.0	0.3
4800	3.0	0.3
$\bar{\rho} = 3300$	$\bar{R} = 1.29$	$t = 1.4$
$\rho_H = 2035$	$R_V = 1.49$	$t = 1.4$
$\rho_H = 2035$	$R_{Lx} = 1.38$	$t = 1.4$

**Table 3. Penetrator/Target Geometry (Case II: High-Density, Strong Penetrator) Used to Compare Homogenization Techniques**

$\rho_R$ (kg/m <sup>3</sup> )	Y (GPa)	$L_0$ (m)
8900	5.0	1.0
$\rho_i$ (kg/m <sup>3</sup> )	$R_i$ (GPa)	$t_i$ (m)
7800	1.0	0.3
0	0	0.5
2800	2.0	0.3
4800	3.0	0.3
$\bar{\rho} = 3300$	$\bar{R} = 1.29$	$t = 1.4$
$\rho_H = 2035$	$R_V = 1.49$	$t = 1.4$
$\rho_H = 2035$	$R_{Lx} = 3.25$	$t = 1.4$

**Table 4. Penetrator/Target Geometry (Case III: Low-Density, Weak Penetrator) Used to Compare Homogenization Techniques. Target Element Thicknesses Scaled Down to Permit Perforation**

$\rho_R$ (kg/m <sup>3</sup> )	Y (GPa)	$L_0$ (m)
2700	0.5	1.0
$\rho_i$ (kg/m <sup>3</sup> )	$R_i$ (GPa)	$t_i$ (m)
7800	1.0	0.2
0	0	0.333
2800	2.0	0.2
4800	3.0	0.2
$\bar{\rho} = 3300$	$\bar{R} = 1.29$	$t = 0.933$
$\rho_H = 2035$	$R_V = 1.58$	$t = 0.933$
$\rho_H = 2035$	$R_{Lx} = 1.48$	$t = 0.933$

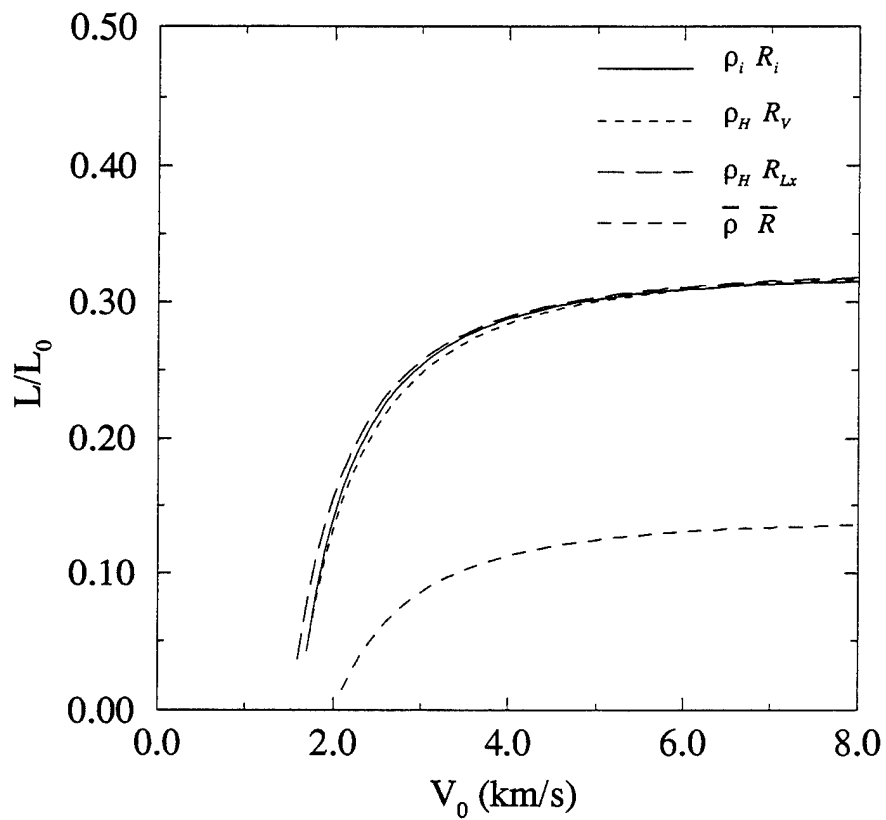
**Table 5. Penetrator/Target Geometry (Case IV: Low-Density, Strong Penetrator) Used to Compare Homogenization Techniques. Target Element Thicknesses Scaled Down to Permit Perforation**

$\rho_R$ (kg/m <sup>3</sup> )	Y (GPa)	$L_0$ (m)
2700	5.0	1.0
$\rho_i$ (kg/m <sup>3</sup> )	$R_i$ (GPa)	$t_i$ (m)
7800	1.0	0.2
0	0	0.333
2800	2.0	0.2
4800	3.0	0.2
$\bar{\rho} = 3300$	$\bar{R} = 1.29$	$t = 0.933$
$\rho_H = 2035$	$R_V = 1.58$	$t = 0.933$
$\rho_H = 2035$	$R_{Lx} = 3.01$	$t = 0.933$

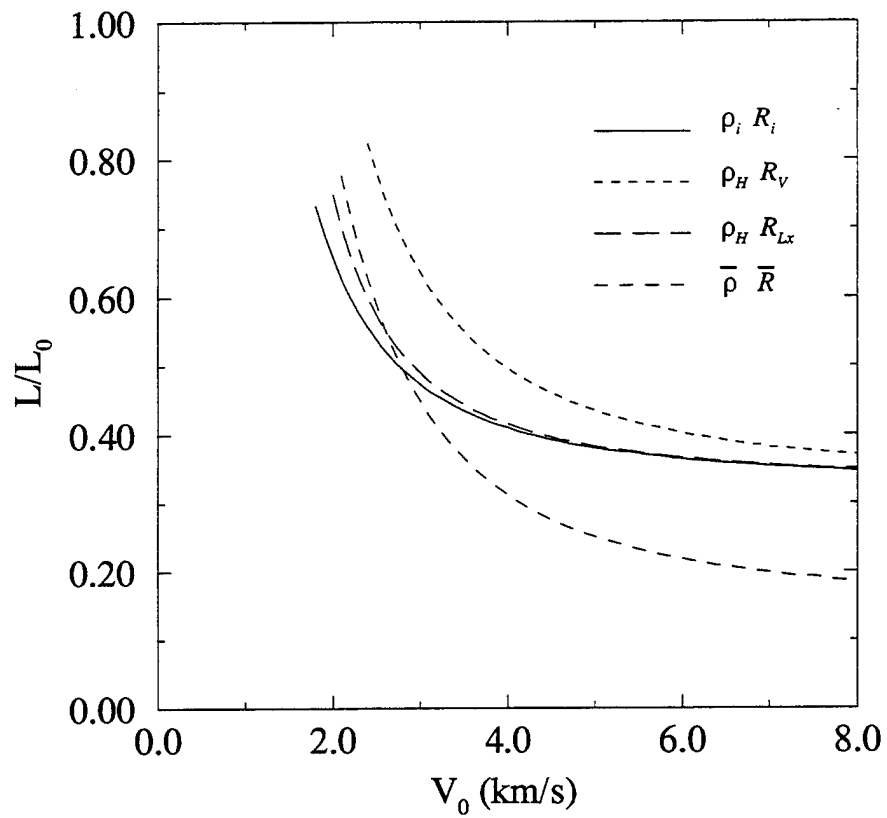
Figures 2 through 5 depict the residual penetrator length exiting the targets as a function of impact velocity for each of the cases described previously. In each figure, the benchmark curve is shown for the actual multi-element penetration solution, as well as curves for the volume-averaged, impulse, and erosion homogenizations. In all of these figures, residual length data is shown only at velocities above the limit (perforation) velocity for each of the targets. Figures 6 through 9 show similar comparisons for the same four impact geometry cases, except that residual velocity, not length, is depicted. Solutions presented in the figures were achieved by the technique described by Walters and Segletes [3].

Though the four cases examined here by no means compose an exhaustive cross section of possible penetrator/target conditions, they do explore some key variations in the parameter space of the relevant variables. In a paper of this nature, brevity requires a limit on the number of cases presented. Though these cases represent the results obtained to date, it is clearly possible that some of the conclusions drawn may have to be modified as the solution parameter space is further explored. The following observations may be drawn upon examination of the four cases studied:

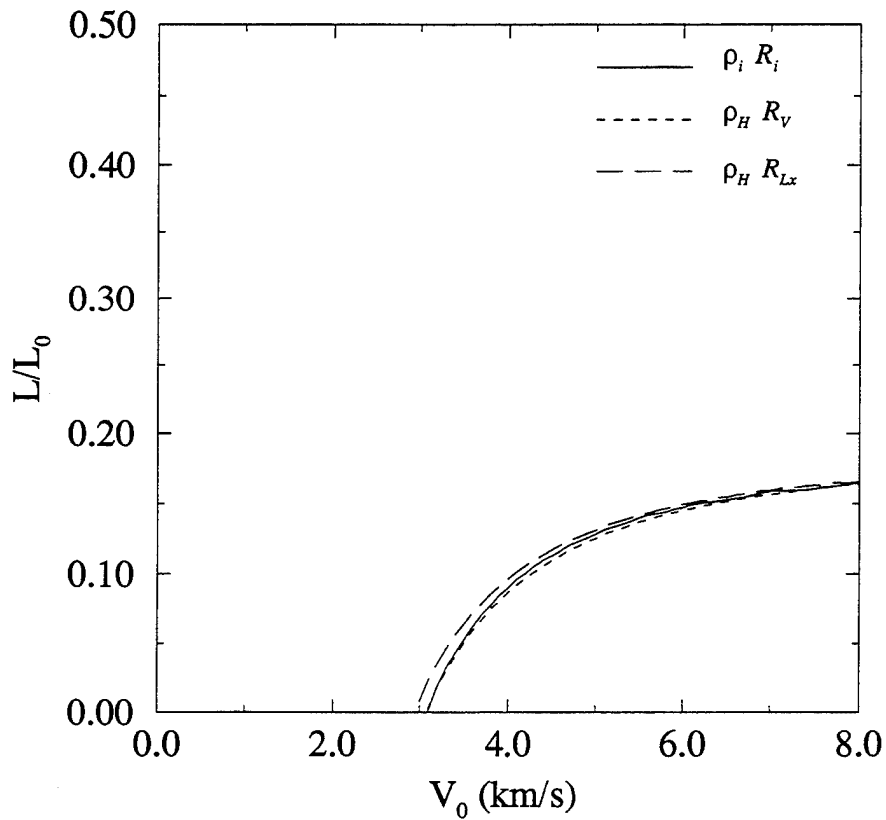
- (1) Volume averaging as an homogenization technique is likely to be a poor predictor of penetration, especially when results are taken over a wide impact velocity range (up to and including hypervelocity).
- (2) As impact velocity increases, the density homogenization becomes the primary determinant of penetrator erosion.
- (3) For homogenization schemes which preserve measures of length, the hydrodynamic density homogenization,  $\rho_H$ , is the only homogenization which assures a correct accounting of penetrator erosion in the hydrodynamic limit.
- (4) For the material properties and target geometry covered in the cases studied, volume-averaged density always overestimated the amount of penetrator erosion in the high-velocity limit. The magnitude of the error in eroded length, at the hypervelocity limit, can be obtained by the formula  $\sqrt{\bar{\rho}/\rho_H} - 1$ , which for the cases studied gives an error of 27%.
- (5) For penetrators low in strength compared to target resistances ( $Y \ll R_t$ , as in Cases I and III), both of the alternate strength homogenizations proposed in this paper,  $R_V$  and  $R_{Lx}$ , produce very similar results which compare favorably to the actual multiplate Tate solution in both residual penetrator length and residual velocity. The impulse homogenization,  $R_V$ , might be slightly superior under these conditions. Because target resistance,  $R$ , is generally several times the value of target material yield strength, the low-strength penetrator conditions described by Cases I and III are the norm.



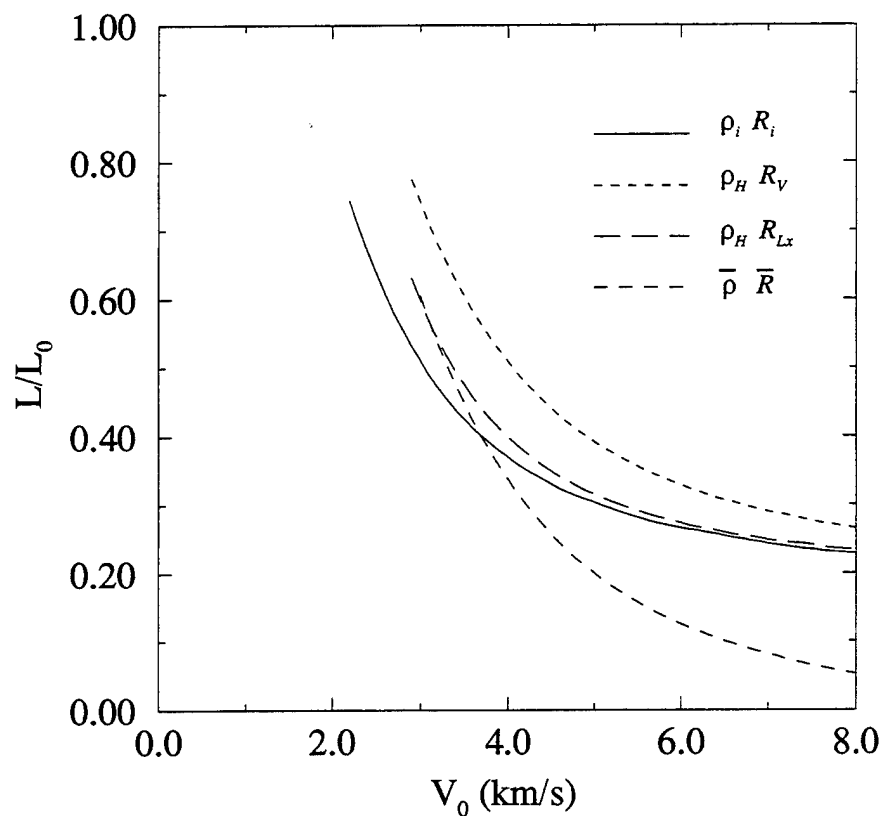
**Figure 2.** Residual penetrator length vs. impact velocity for Case I impact conditions of high-density, weak penetrator (Table 2). Plot depicts multiplate-target solution plus three homogenization alternatives.



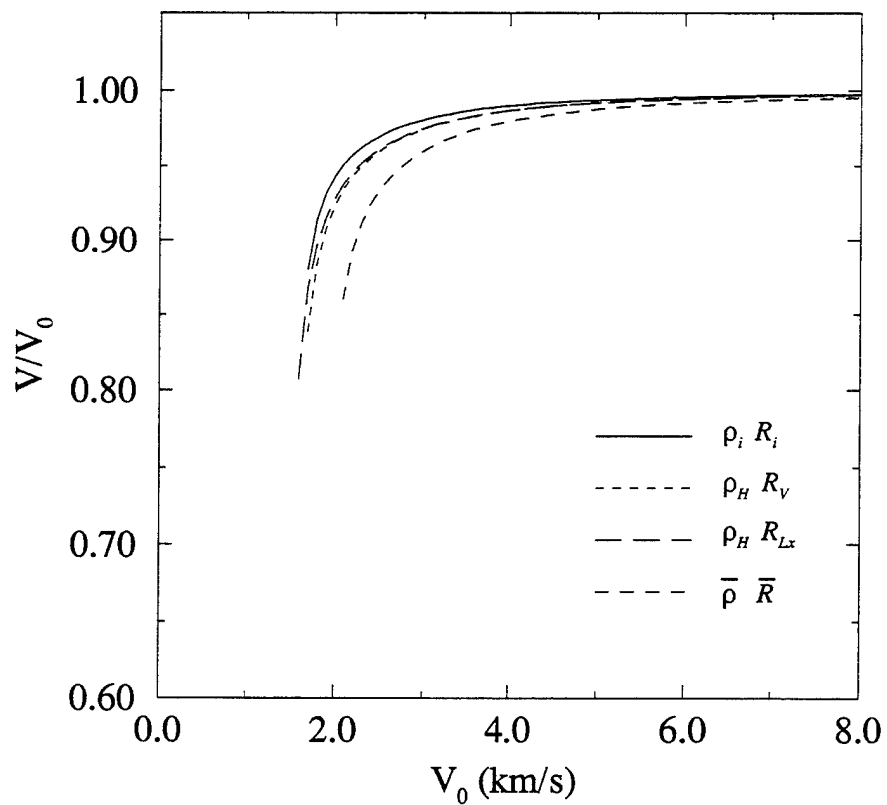
**Figure 3.** Residual penetrator length vs. impact velocity for Case II impact conditions of high-density, strong penetrator (Table 3). Plot depicts multiplate-target solution plus three homogenization alternatives.



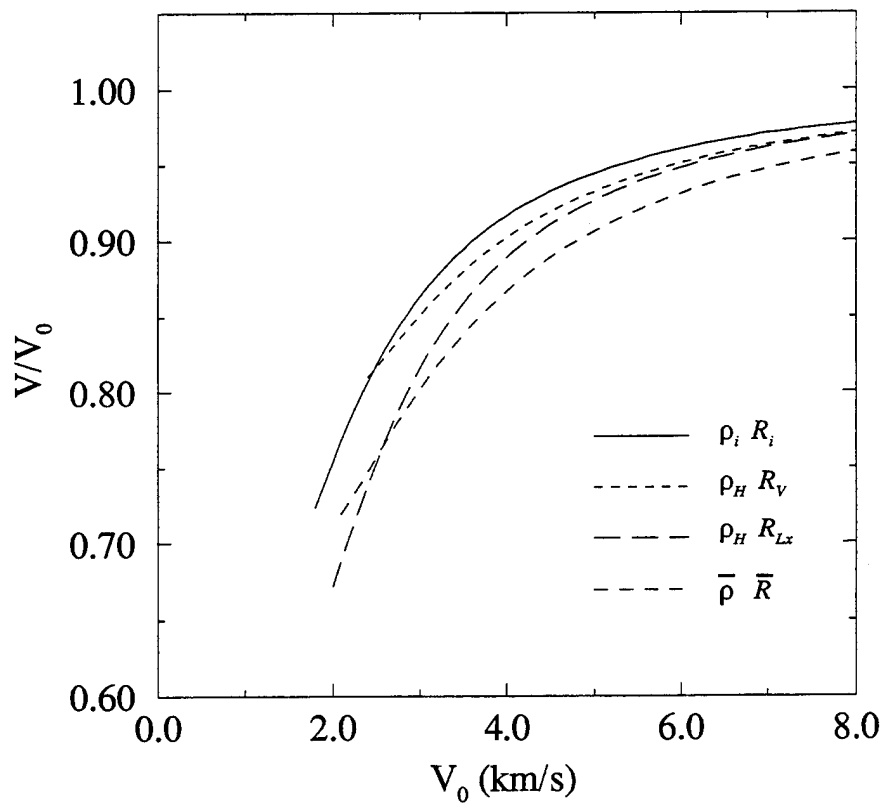
**Figure 4.** Residual penetrator length vs. impact velocity for low-density, weak penetrator (Table 4). Plot depicts multiplate-target solution plus two homogenization alternatives (volume-averaged target fails to perforate).



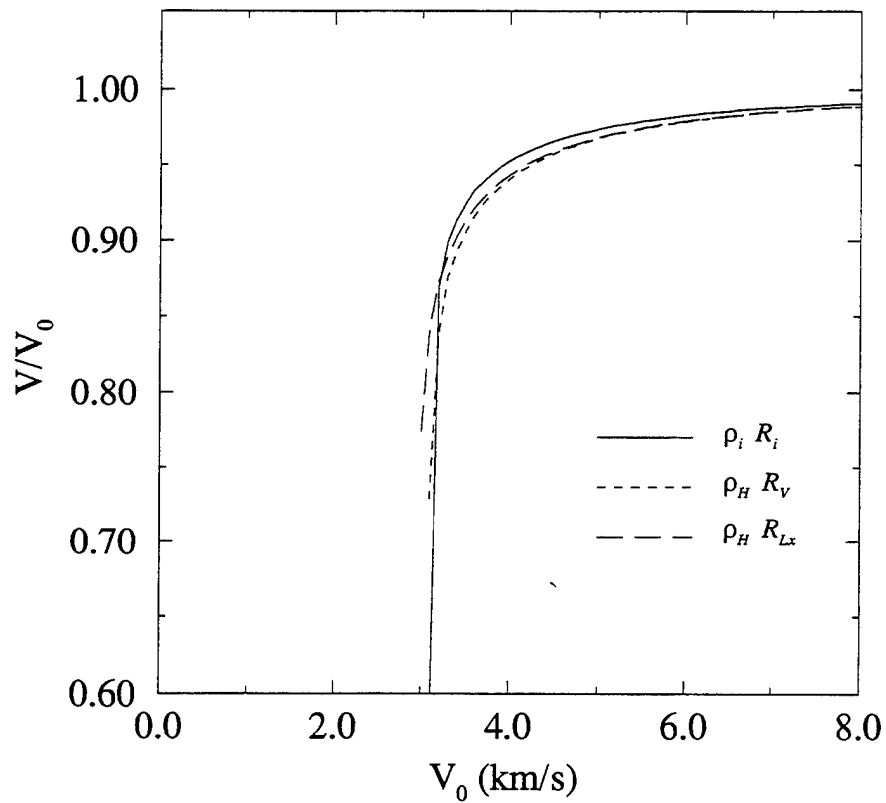
**Figure 5.** Residual penetrator length vs. impact velocity for Case IV impact conditions of low-density, strong penetrator (Table 5). Plot depicts multiplate-target solution plus three homogenization alternatives.



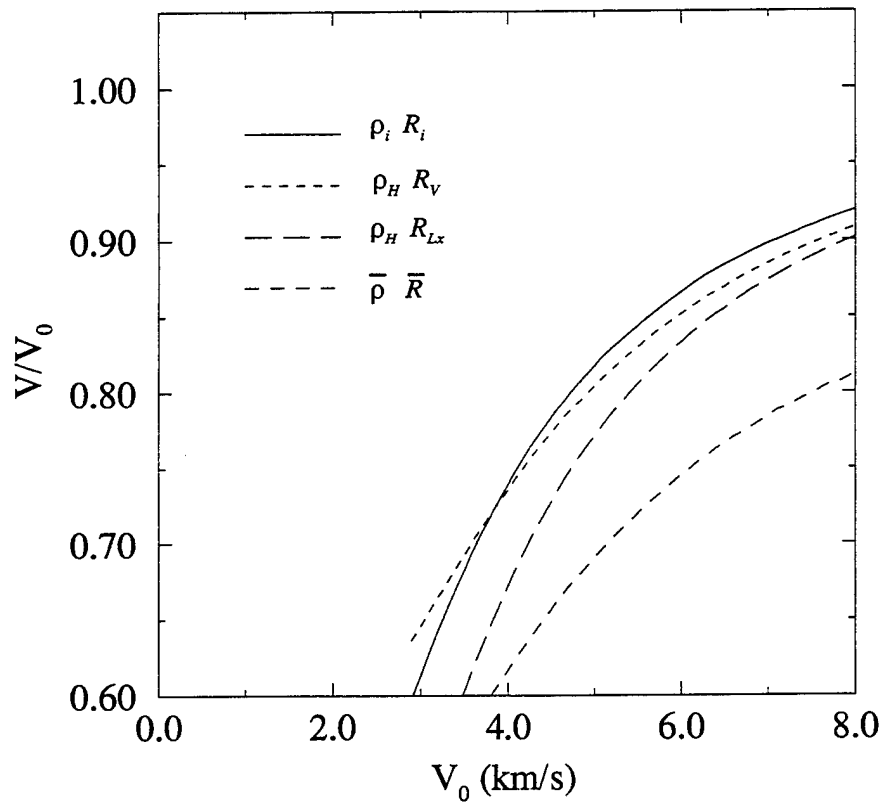
**Figure 6.** Residual penetrator velocity vs. impact velocity for Case I impact conditions of high-density, weak penetrator (Table 2). Plot depicts multiplate-target solution plus three homogenization alternatives.



**Figure 7.** Residual penetrator velocity vs. impact velocity for Case II impact conditions of high-density, strong penetrator (Table 3). Plot depicts multiplate-target solution plus three homogenization alternatives.



**Figure 8.** Residual penetrator velocity vs. impact velocity for low-density, weak penetrator (Table 4). Plot depicts multiplate-target solution plus two homogenization alternatives (volume-averaged target fails to perforate).



**Figure 9.** Residual penetrator velocity vs. impact velocity for Case IV impact conditions of low-density, strong penetrator (Table 5). Plot depicts multiplate-target solution plus three homogenization alternatives.

(6) For penetrators comparable or higher in strength compared to target resistances ( $Y \geq R_i$ , as in Cases II and IV), the erosion homogenization,  $R_{Lx}$ , is by far the best predictor of residual penetrator length of the schemes studied. Furthermore, it is the only homogenization scheme studied which is able to produce an homogenized target resistance larger than any of the constituent resistances in the target array. Note that  $R_{Lx}$  partially depends upon penetrator strength,  $Y$ , and that a high penetrator strength will boost the value of  $R_{Lx}$ . The need for this exaggerated homogenized target resistance, for conditions involving high penetrator strengths, leads to the important conclusion that a target composed of multiple discrete elements will respond in kind to the strengthening of the penetrator. Even though the individual target elements remain unstrengthened, the aggregate target behaves as if it were stronger!

(7) For penetrators comparable or higher in strength compared to target resistances ( $Y \geq R_i$ , as in Cases II and IV), the impulse homogenization,  $R_v$ , is the best predictor of residual velocity of the schemes studied.

#### 4. CONCLUSIONS

This paper describes and examines several homogenization approaches to a multi-element target penetration problem, in the context of the Tate penetration model. To keep this initial analysis into homogenization techniques straightforward, only cases consisting of a uniform rod penetrating into a multi-element target at normal incidence were considered. In the various schemes examined, length and time dimensions are preserved, so that physical dimensions and velocities are not affected by the homogenization procedure. Such length and time preserving schemes might be useful when it is desired to sectionally homogenize a complex body, such that the overall body dimensions remain unchanged, while at the same time, the internal detail of the body is replaced by a simpler, homogenized representation.

In the penetration analysis considered here, the material parameters of target density and target resistance are subject to homogenization. In addition to straight volume-averaging homogenization for both density and resistance, a "hydrodynamic" density homogenization is considered which explicitly preserves penetrator length erosion in the hypervelocity limit. Also, two target resistance homogenizations, so-called "impulse" and "erosion" homogenizations, are explored. These two schemes homogenize target resistance in a fashion which attempts to preserve, in the former case, impulse delivered to the decelerating penetrator, and in the latter, eroded length at velocities below the hydrodynamic limit.

It is clear from the physics of the Bernoulli equation (which the Tate equations approach in the high-velocity limit) that a volume-averaged density homogenization will yield incorrect predictions of penetration at hypervelocity impact speeds. The magnitude of the error will depend upon the specific target geometry and material properties in question, but will be over 40% for the simple case of a target composed of equal volumes of any material and void. For the more general cases studied in this report, the error was 27%. In general, any targets which

have a significant percentage of air (void) will tend to accentuate the error produced by the volume-averaged density homogenization.

At lower impact velocities, the homogenization of target resistance becomes increasingly important, though its effect is still coupled with that of the density homogenization. If one accepts the notion of using a density homogenization independent of impact velocities, then in order to capture target behavior over the wide range of material property space, the target resistance homogenization must become a function of the penetrator properties. The "erosion" homogenization for target resistance described in this report demonstrates this penetrator dependence clearly, not only by the explicit occurrence of penetrator strength,  $Y$ , in equation (24), but also by the fact that the homogenized resistance can exceed the constituent resistances of each of the target elements, if  $Y$  is correspondingly large.

For situations where the penetrator strength is small relative to target resistance, both the "impulse" and "erosion" homogenizations for strength produce similar results, matching the actual multi-element target solution well. When the penetrator strength is relatively large, the "impulse" homogenization does the best job of predicting residual penetrator velocity exiting a finite target, while "erosion" homogenization does the best job of predicting residual penetrator length under the same conditions. Since actual penetration capability (at the velocities of interest) is more strongly dependent upon penetrator length than velocity, the "erosion" resistance would be expected to provide the best penetration prediction capability of the schemes studied.

There are many opportunities for future work in this area. The most obvious area would be to consider homogenization schemes for heterogeneous penetrators, as opposed to targets. Since the target homogenization schemes examined here, in some cases, depend upon penetrator properties, the problem of simultaneously homogenizing heterogeneous penetrator and target poses additional challenges. Generalizing the homogenization schemes to handle arbitrary 3-D geometries, rather than a 1-D approximation (rod impacting multiple flat-plate target configuration) is also a worthwhile endeavor. As a first step in this direction, one might replace the target-element thicknesses in the current methodology equations with the package thickness multiplied by the target-element volume fraction. Finally, and perhaps of greater importance than the current effort, is the issue of how to homogenize lateral crater size and/or lateral damage extent.

## 5. REFERENCES

1. Tate, A. "A Theory for the Deceleration of Long Rods After Impact." *J. Mech. Phys. Solids*, vol. 15, pp. 387-399, 1967.
2. Wright, T. W., and K. Frank. "Approaches to Penetration Problems." BRL-TR-2957, U.S. Army Ballistic Research Laboratory, Aberdeen Proving Ground, MD, December 1988.
3. Walters, W. P., and S. B. Segletes. "An Exact Solution of the Long Rod Penetration Equations." *Int. J. Impact Engng.*, vol. 11, no. 2, pp. 225-231, 1991.

NO. OF  
COPIES      ORGANIZATION

2      DEFENSE TECHNICAL INFO CTR  
ATTN DTIC DDA  
8725 JOHN J KINGMAN RD  
STE 0944  
FT BELVOIR VA 22060-6218

1      DIRECTOR  
US ARMY RESEARCH LAB  
ATTN AMSRL OP SD TA  
2800 POWDER MILL RD  
ADELPHI MD 20783-1145

3      DIRECTOR  
US ARMY RESEARCH LAB  
ATTN AMSRL OP SD TL  
2800 POWDER MILL RD  
ADELPHI MD 20783-1145

1      DIRECTOR  
US ARMY RESEARCH LAB  
ATTN AMSRL OP SD TP  
2800 POWDER MILL RD  
ADELPHI MD 20783-1145

ABERDEEN PROVING GROUND

5      DIR USARL  
ATTN AMSRL OP AP L (305)

<u>NO. OF COPIES</u>	<u>ORGANIZATION</u>	<u>NO. OF COPIES</u>	<u>ORGANIZATION</u>
1	BMDO ATTN BG CURTIS EMERY II 7100 DEFENSE PENTAGON WASHINGTON DC 20301-7100	1	COMMANDER USA STRATEGIC DEFNS CMD ATTN CSSD H LL T CROWLES HUNTSVILLE AL 35807-3801
3	BMDO ATTN GREGORY F DEVOGEL NAT THONGCHUA PAUL V WHALEN 7100 DEFENSE PENTAGON WASHINGTON DC 20301-7100	1	COMMANDER USA ARMC ATTN ATSB CD D STEWART FT KNOX KY 40121
1	US ARMY DUSA OPS RSCH ATTN DANIEL WILLARD 102 ARMY PENTAGON WASHINGTON DC 20310-0102	1	USAOPTEC OEC ATTN CSTE EAD CURTIS A MATHIS 4501 FORD AVE RM 1050 ALEXANDRIA VA 22301-1458
1	NAVAL RESEARCH LABORATORY ATTN ANDREW E WILLIAMS 4555 OVERLOOK AVE SW CODE 6684 WASHINGTON DC 20375	1	USAADASCH ATTN ATSA CDM RAUL REAL Y VASQUEZ FT BLISS TX 79916
4	DEFENSE NUCLEAR AGENCY ATTN MAJ JAMES LYON CDR KENNETH W HUNTER TONY FREDERICKSON R JEFFREY LAWRENCE 6801 TELEGRAPH RD ALEXANDRIA VA 22310-3398	1	COMMANDER US ARMY MICOM ATTN AMSMI RD TE F M H TRIPLETT REDSTONE ARSENAL AL 35898-5250
1	HQ DNA ATTN SPSP KIM KIBONG 6801 TELEGRAPH RD ALEXANDRIA VA 22310-3398	1	COMMANDER US ARMY MICOM ATTN AMSMI RD ST WF JAMES M COLE REDSTONE ARSENAL AL 35898-5247
1	US DEPT OF ENERGY IDAHO OPERATIONS OFFICE ATTN RONALD H JOHNSON 850 ENERGY DR IDAHO FALLS ID 83401-1563	2	COMMANDER USA TRADEC ATTN AMCPM ABMS SA J ROWE AMSTA RSS K D BISHNOI WARREN MI 48397-5000
2	FIELD COMMAND DNA ATTN FCCT T E RINEHART FCCT S P RANGLES 1680 TEXAS ST SE KIRTLAND AFB NM 87117-5669	2	COMMANDER US ARMY MICOM ATTN AMSMI RD ST WF D LOVELACE M SCHEXNAYDER REDSTONE ARSENAL AL 35898-5250

<u>NO. OF COPIES</u>	<u>ORGANIZATION</u>
3	COMMANDER US ARMY ARDEC ATTN AMSTA AR FSA E W P DUNN J PEARSON E BAKER PICATINNY ARSENAL NJ 07806-5000
1	COMMANDER US ARMY ARDEC ATTN E ANDRICOPOULOS PICATINNY ARSENAL NJ 07806-5000
1	USASSDC ATTN DARRELL W COLLIER PO BOX 15280 ARLINGTON VA 22215-0280
1	USASSDC ATTN CHARLES E COOPER 106 WYNN DRIVE HUNTSVILLE AL 35807-3801
1	USASSDC ATTN CSSD IN I WILLIAM E COOPER PO BOX 1500 HUNTSVILLE AL 35807-3801
1	USASSDC ATTN CSSD ES EU DAVID MAYO PO BOX 1500 HUNTSVILLE AL 35807-3801
3	USASSDC ATTN STEVEN D FOX JOHN C HENDERSON ANDY RUTLAND PO BOX 1500 HUNTSVILLE AL 35807-3801
1	USASSDC ATTN CSSD PI I MICHAEL J FINAMORE PO BOX 1500 HUNTSVILLE AL 35807-3801

<u>NO. OF COPIES</u>	<u>ORGANIZATION</u>
1	USASSDC ATTN CSSD SD T GEORGE B SLOAN PO BOX 1500 HUNTSVILLE AL 35807-3801
7	COMMANDER USASSDC ATTN CSSD WD L TIMOTHY J COWLES ANGELA K DURAN MILAN K DUTTA JULIUS Q LILLY GAIL H LOWE CAROLYN G SHARP GEORGE W WELCH PO BOX 1500 HUNTSVILLE AL 35807-3801
3	PEO TAD ATTN CLAYTON CRAPPS B33 RICHARD W WHITE B3 BARBARA A YOUNG 2531 JEFFERSON DAVIS HWY ARLINGTON VA 22242-5170
1	PEO MD ATTN SFAE MD M S HOLT CAMP PO BOX 1500 HUNTSVILLE AL 35807-3801
1	PEO MD ATTN SFAE MD THA M ANDREW K KO PO BOX 1500 HUNTSVILLE AL 35807-3801
1	PEO MD ATTN SFAE MD THA AA ALI Y SLEIMAN PO BOX 1500 HUNTSVILLE AL 35807-3801
1	PEO MD ATTN SFAE MD SM E GENE A PRESTON PO BOX 1500 HUNTSVILLE AL 35807-3801

<u>NO. OF COPIES</u>	<u>ORGANIZATION</u>
1	PEO MD ATTN SFAE MD ARW T JO CAROL STERMER PO BOX 1500 HUNTSVILLE AL 35807-3801
1	COMMANDER US ARMY ARDEC ATTN AMSTA AR CCH V M D NICOLICH PICATINNY ARSENAL NJ 07806-5000
1	MIS DEFNS & SPACE TCHNLGY ATTN CSSD SD T KENNETH H JORDAN PO BOX 1500 HUNTSVILLE AL 34807-3801
1	ARMY SCIENCE BD WASH DC ATTN RICHARD L HALEY 2501 DUXBURY PLACE ALEXANDRIA VA 22308
1	ARMY SCIENCE BOARD ORNL HEALTH SCI RSCH DIV ATTN ANETTA P WATSON BLDG 45005 MS 6101 OAK RIDGE TN 37831-6101
1	US ARMY MIS DEFNS PROGRAM EXECUTIVE OFFICE ATTN JESS F GRANONE PO BOX 1500 HUNTSVILLE AL 35807
4	COMMANDER US ARMY BELVOIR RD&E CTR ATTN STRBE NAE B WESTLICH STRBE JMC T HANSHAW STRBE NAN S G BISHOP STRBE NAN J WILLIAMS FT BELVOIR VA 22060-5166
2	COMMANDER US ARMY RESEARCH OFFICE ATTN J CHANDRA K IYER PO BOX 12211 RESEARCH TRIANGLE PARK NC 27709-2211

<u>NO. OF COPIES</u>	<u>ORGANIZATION</u>
1	USMC MCRDA PM GROUNDS WPNS BR ATTN D HAYWOOD FIREPOWER DIV QUANTAICO VA 22134
1	US NAVY PEO TAD CODE PMS422 1K ATTN LESLIE A GIRATA 2531 JEFFERSON DAVIS HWY ARLINGTON VA 22242-5170
1	US NAVY PEO TAD CODE PMS422 1P ATTN PETER M GRANT 2531 JEFFERSON DAVIS HWY ARLINGTON VA 22242-5170
1	US NAVY PEO TAD CODE PMS422 ATTN LARRY J HUME 2531 JEFFERSON DAVIS HWY ARLINGTON VA 22242-5170
1	NAVAL AIR WARFARE CTR ATTN STEPHEN A FINNEGAN BOX 1018 RIDGECREST CA 93556
3	COMMANDER NAVAL WEAPONS CENTER ATTN T T YEE CODE 3263 D THOMPSON CODE 3268 W J MCCARTER CODE 6214 CHINA LAKE CA 93555
3	COMMANDER NAVAL WPNS SUPPORT CTR ATTN J D BARBER S Y KIM L HARDING CODE 2024 CRANE IN 47522-5020
5	COMMANDER NAVAL SURFACE WARFARE CTR ATTN C R GARRETT CODE G22 L F WILLIAMS CODE G33 M J SILL CODE H11 D L DICKINSON G24 W HOLT CODE G22 DAHLGREN VA 22448-5000

<u>NO. OF COPIES</u>	<u>ORGANIZATION</u>
4	COMMANDER NAVAL SURFACE WARFARE CTR DAHLGREN DIVISION ATTN CHARLES R ELLINGTON W WALLACE MORTON JR JOHN M NELSON WILLIAM J STROTHER 17320 DAHLGREN RD DAHLGREN VA 22448-5000
13	COMMANDER NAVAL SURFACE WARFARE CTR ATTN P C HUANG G402 B A BAUDLER R12 R H MOFFETT R 12 R GARRETT R12 T L JUNGLING R32 R DAMINITY U43 J P MATRA P WALTER L MENSI K KIDDY F J ZERILLI D TASKER CODE 9220 W WILSON 10901 NEW HAMPSHIRE AVE SILVER SPRING MD 20903-5000
1	NSWC CODE 420 ATTN AMOS A DARE INDIVNSWC WODGT SILVER SPRING MD 20903-5640
1	DIRECTOR NAVAL CIVIL ENGRNG LAB ATTN J YOUNG CODE L56 PORT HUENEME CA 93043
4	COMMANDER NAVAL EOD TCHNLGY CTR ATTN M SHERLOCK J DELANEY A PATEL R GOLD INDIAN HEAD MD 20640

<u>NO. OF COPIES</u>	<u>ORGANIZATION</u>
1	AIR FORCE MAUI OPTICAL STA ROCKWELL SPACE OPS CO ATTN JOHN V LAMBERT 1250 ACDMY PARK LOOP STE 130 COLORADO SPRINGS CO 80910
4	AIR FORCE ARMAMENT LAB ATTN AFATL DLJW W COOK M NIXON AFATL MNW LT D LOREY R D GUBA EGLIN AFB FL 32542
1	AFATL DLJR ATTN J FOSTER EGLIN AFB FL 32542
1	AFIT ENC ATTN DAVID A FULK WRIGHT PATTERSON AFB OH 45433
1	WL MNMW ATTN JOEL W HOUSE 101 W EGLIN BLVD EGLIN AFB FL 32542-6810
4	WRIGHT LABS ARMAMENT DIRECTORATE ATTN RONALD D HUNT BRYAN MILLIGAN BRUCE C PATTERSON WADE H VAUGHT 101 W EGLIN BVLD STE 326 B 1 EGLIN AFB FL 32542-6810
1	USAF PHILLIPS LABORATORY PL WSCD ATTN FIROOZ ALLAHDAI 3550 ABERDEEN AVE SE KIRTLAND AFB NM 87117-5776
1	USAF PHILLIPS LABORATORY PV VTA ATTN DAVID SPENCER 3550 ABERDEEN AVE SE KIRTLAND AFB NM 87117-5776

<u>NO. OF COPIES</u>	<u>ORGANIZATION</u>
1	USAF PHILLIPS LABORATORY VTSI ATTN ROBERT ROYBAL KIRTLAND AFB NM 87117-7345
39	DIRECTOR SANDIA NATL LABS ATTN R O NELLUMS DIV 9122 J HICKERSON DV 9122 M KIPP DIV 1533 A ROBINSON DIV 1533 W J ANDRZEJEWSKI DIV 2512 D MARCHI DIV 2512 R GRAHAM DIV 1551 R LAFARGE DIV 1551 J MCGLAWA DIV 1541 M FORRESTAL DIV 1551 P YARRINGTON DIV 1533 ERIC W REECE MS 0307 T TRUCANO MS 0819 J ANG MS 0821 J ASAY MS 0458 E H BARSIS MS 031 M BOSLOUGH MS 0821 R BRANNON MS 0820 L CHHABILDAS MS 0821 D CRAWFORD MS 0821 M FURNISH MS 0821 D GRADY MS 0821 C HALL MS 0821 D HAYES MS 0457 C HILLS DIV 1822 D KERNAN ORG 1433 C KONRAD K LANG B LEVIN ORG 7816 D LONGCOPE MS 0439 R REEDER W REINHART MS 0821 J SCHULZE MS 0483 J SOUTHWARD P STANTON MS 0821 R TACHAU MS 0425 W TEDESCHI MS 0482 W VANDERMOLEN ORG 2653 L WEIRICK MS 0327 PO BOX 5800 ALBUQUERQUE NM 87185-0307

<u>NO. OF COPIES</u>	<u>ORGANIZATION</u>
46	DIRECTOR LOS ALAMOS NATL LAB ATTN G E CORT MS K574 T ROLLET MS K574 M BURKETT MS K574 R KARPP MS P940 R HENNINGER MS K557 N6 R GREINER MS G740 J P RITCHIE B214 T14 J BOLSTAD MS G787 T ADAMS MS F663 J WALSH MS G787 R WELLS MS F607 G CANAVAN MS F675 R DAVIDSON MS K557 W DEAL MS P915 R DINGUS MS B218 G GISLER MS D436 R GODWIN MS F663 W HEMSING MS P940 J HILLS MS G770 B HOGAN MS G770 P HOWE MS P915 K JACOBY MS F663 J KENNEDY MS P915 R KIRKPATRICK MS B229 C T KLINGNER MS B294 R KOPP MS F645 N KRIKORIAN MS B228 B LAUBSCHER MS D460 M LUCERO MS A105 K MARK J MCAFEE MS P950 R MILLER MS B294 D PAISLEY MS P950 L PICKLESIMER MS P950 E POGUE MS P940 C RAGAN MS D449 A ROACH MS P915 B SHAFER MS C931 J SHANER MS F670 S SHEFFIELD MS P952 S SKAGGS W SPARKS MS F663 R STELLINGWERF MS F645 R THURSTON MS B229 R WARNES MS P950 C WINGATE MS F645 PO BOX 1663 LOS ALAMOS NM 87545

<u>NO. OF COPIES</u>	<u>ORGANIZATION</u>
1	SANDIA NATIONAL LABS ATTN RANDALL T CYGAN GEOCHEMISTRY DEPT MS 0750 ALBUQUERQUE NM 87185-0750
1	DIRECTOR SANDIA NATL LABS DEPT 2417 ATTN DANIEL P KELLY PO BOX 5800 MS 0307 ALBUQUERQUE NM 87185
28	DIRECTOR LLNL ATTN B R BOWMAN L122 W DIXON L122 R PIERCE L122 R ROSINKY L122 O J ALFORD L122 D STEWART L122 T VIDLAK L122 A HOLT L290 J E REAUGH L290 D WOOD L352 R M KUKLO L874 T MCABEE MS 35 M J MURPHY R TIPTON L35 H KRUGER L178 R PERRET L163 G POMYKAL L178 M SHANNON W SHOTTS L163 G SIMONSON L180 A SPERO L180 D BAUM L35 D GAVEL L495 J HUNTER L495 E JOHANSSON L495 W NELLIS L299 W TAO L282 P URTIEW L282 PO BOX 808 LIVERMORE CA 94550
1	DIRECTOR LLNL ATTN ROBERT BARKER PO BOX 808 L 159 LIVERMORE CA 94551-0808

<u>NO. OF COPIES</u>	<u>ORGANIZATION</u>
2	DIRECTOR LLNL ATTN DOUGLAS R FAUX NORMAN W KLINO PO BOX 808 L 125 LIVERMORE CA 94551-0808
1	DIRECTOR LLNL ATTN MILTON FINGER PO BOX 808 L 163 LIVERMORE CA 94551-0808
1	DIRECTOR LLNL ATTN MICHAEL GERASSIMENKO PO BOX 808 L 178 LIVERMORE CA 94551-0808
1	DIRECTOR LLNL ATTN STEPHEN G COCHRAN PO BOX 808 L 389 LIVERMORE CA 94551-0808
1	DIRECTOR LLNL BMDO ATTN ROBERT M HALL PO BOX 808 LIVERMORE CA 94551-0808
1	DIRECTOR LLNL ATTN FRANK A HANDLER PO BOX 808 L 182 LIVERMORE CA 94551-0808
1	DIRECTOR LLNL ATTN JOSEPH V REPA PO BOX 1663 MS A133 LOS ALAMOS NM 87545
1	DIRECTOR LLNL ATTN MICHAEL O SCHNICK PO BOX 1663 MS F607 LOS ALAMOS NM 87545

<u>NO. OF COPIES</u>	<u>ORGANIZATION</u>
1	DIRECTOR LLNL ATTN EDWARD J CHAPYAK PO BOX 1663 MS F664 LOS ALAMOS NM 87544
1	DIRECTOR SANDIA NATL LABS ATTN EUGENE S HERTEL JR PO BOX 5800 MS 0819 ALBUQUERQUE NM 87185-0819
1	DIRECTOR SANDIA NATL LABS ATTN PAUL A LONGMIRE PO BOX 5800 MS 0560 ALBUQUERQUE NM 87185-0819
1	DIRECTOR SANDIA NATL LABS ATTN J MICHAEL MCGLAUN PO BOX 5800 MS 0819 ALBUQUERQUE NM 87185-0819
1	BATTELLE ATTN J B BROWN JR MSIN 3 K5 22 PO BOX 999 RICHLAND WA 99352
1	ADVANCED TECHNOLOGY INC ATTN J ADAMS PO BOX 125 DAHLGREN VA 22448-0125
1	EXPLOSIVE TECHNOLOGY ATTN M L KNAEBEL PO BOX KK FAIRFIELD CA 94533
1	ROCKWELL MISSILE SYS DIV ATTN T NEUHART 1800 SATELLITE BLVD DULUTH GA 30136
1	ROCKWELL INTERNATIONAL ROCKETDYNE DIVISION ATTN J MOLDENHAUER 6633 CANOGA AVE HB 23 CANOGA PARK CA 91303

<u>NO. OF COPIES</u>	<u>ORGANIZATION</u>
1	ROCKWELL INTERNATIONAL ROCKETDYNE DIVISION ATTN H LEIFER 16557 PARK LN CIRCLE LOS ANGELES CA 90049
2	MCDONNELL DOUGLAS HLCOPTR ATTN L R BIRD L A MASON 5000 E MCDOWELL RD MS 543 D216 MESA AZ 85205
1	MCDONNELL DOUGLAS ASTRONAUTICS CO ATTN B L COOPER 5301 BOLSA AVE HUNTINGTON BEACH CA 92647
1	NAVAL POST GRADUATE SCHL PHYSICS DEPARTMENT ATTN JOSEPH STERNBERG MONTEREY CA 93943
4	JET PROPULSION LABORATORY ATTN ZDENEK SEKANINA PAUL WEISSMAN BOB WEST JAMES ZWISSLER 4800 OAK GROVE DR PASADENA CA 91109
1	CALTECH ATTN THOMAS J AHRENS MS 252 21 1201 CALIFORNIA BVLD PASADENA CA 91125
1	CALTECH ATTN ANDREW P INGERSOLL MS 170 25 1201 E CALIFORNIA BVLD PASADENA CA 91125
1	CALTECH ATTN GLENN ORTON MS 169 237 4800 OAK GROVE DR PASADENA CA 91007

<u>NO. OF COPIES</u>	<u>ORGANIZATION</u>
1	MIT DEPT OF EARTH ATMOS & PLANETARY SCIENCES ATTN HEIDI B HAMMELL 54 316 CAMBRIDGE MA 02139
1	CALIFORNIA ST UNIV NORTHRIDGE ATTN JON H SHIVELY 10343 4TH ST NW ALBUQUERQUE NM 87114
1	STANFORD UNIVERSITY ATTN BRIAN PETERSEN 704 CAMPUS DR RAINS 16L STANFORD CA 94305
1	UNIV OF ARIZONA ATTN DAVID H LEVY TUCSON AZ 85721
1	UNIV OF ARIZONA LUNAR & PLANETARY DEPT ATTN MICHAEL C NOLAN TUCSON AZ 85721
1	UNIV OF CA BERKLEY MECHNL ENGRNING DEPT GRADUATE OFFICE ATTN KEZHUN LI BERKELEY CA 94720
1	UNIV OF DAYTON MCHNCL & AEROSPC ENGRNG ATTN MATTHEW LAFONTAINE 300 COLLEGE PARK DAYTON OH 45469
2	UNIV OF DAYTON RESEARACH INSTITUTE ATTN ANDREW J PIEKUTOWSKI KEVIN L POORMON 300 COLLEGE PARK DAYTON OH 45469-0182
1	NC STATE UNIVERSITY ATTN YASUYUKI HORIE RALEIGH NC 27695-7908

<u>NO. OF COPIES</u>	<u>ORGANIZATION</u>
1	LOUISIANA STATE UNIV ATTN ROBERT W COURTER 948 WYLIE DR BATON ROUGE LA 70808
2	UNIV OF MINNESOTA AHPCRC ATTN G SELL D AUSTIN 1100 WASHINGTON AVE S MINNEAPOLIS MN 55415
2	NEW MEXICO STATE UNIV ASTRONOMY DEPT ATTN RITA BEEBE MARK MARLEY LAS CRUCES NM 88003
1	UNIVERSITY OF COLORADO ATTN T MACLAY CAMPUS BOX 431 NNT 341 BOULDER CO 80309
1	UNIV OF ALABAMA AEROPHYSICS RSCH CTR ATTN RICHARD A HAYAMI PO BOX 070007 HUNTSVILLE AL 35807-7007
1	UNIV OF ALA HUNTSVILLE AEROPHYSICS RSCH CTR ATTN GARY HOUGH PO BOX 999 HUNTSVILLE AL 35899
1	UNIV OF ALA HUNTSVILLE CIVIL ENGRNG DEPT ATTN WILLIAM P SCHONBERG HUNTSVILLE AL 35899
1	UNIV OF ALABAMA ATTN DAVID J LIQUORNIK PO BOX 999 HUNTSVILLE AL 35899
1	UNIV OF ALABAMA ATTN A EUGENE CARDEN 86 EASTERN HILLS COTTONDALE AL 35453

<u>NO. OF COPIES</u>	<u>ORGANIZATION</u>
2	BROWN UNIVERSITY DEPT OF GEOLOGICAL SCI ATTN PETER H SCHULTZ SEJI SUGITA BOX 1846 PROVIDENCE RI 02912
1	NEW MEXICO INSTITUTE MINING & TECHNOLOGY ATTN DAVID J CHAVEZ CAMPUS STATION TERA GRP SOCORRO NM 87801
1	NEW MEXICO TECH EMRTC ATTN FRED SANDSTROM CAMPUS STATION SOCORRO NM 87801
1	PLANETARY SCIENCE INST ATTN CLARK CHAPMAN 620 N 6TH AVE TUCSON AZ 85705
5	SOUTHWEST RESEARCH INST ATTN C ANDERSON J WALKER B COUR PALAIS D LITTLEFIELD S A MULLIN PO DRAWER 28510 SAN ANTONIO TX 78284
1	UNIVERSITY OF TEXAS DEPT OF MCHNCL ENGRNG ATTN ERIC P FAHRENTHOLD AUSTIN TX 78712
1	TEXAS A&M UNIVERSITY PHYSICS DEPARTMENT ATTN DAN BRUTON COLLEGE STATION TX 77843-4242
4	UNIV OF DELAWARE DEPT OF MECHNL ENGRNG ATTN PROJ J VINSON PROF D WILKINS PROF J GILLESPIE DEAN R B PIPES NEWARK DE 19716

<u>NO. OF COPIES</u>	<u>ORGANIZATION</u>
1	AEROJET ELECTRO SYS CO ATTN WARHEAD SYSTEMS J CARLEONE PO BOX 296 AZUSA CA 91702
2	AEROJET ORDNANCE ATTN P WOLF G PADGETT 1100 BULLOCH BLVD SOCORRO NM 87801
3	ALLIANT TECHSYSTEMS INC ATTN G R JOHNSON MN11 2925 T HOLMQUIST MN11 2720 R STRYK 600 SECOND ST NE HOPKINS MN 55343
1	ALME AND ASSOCIATES ATTN MARVIN L ALME 6219 BRIGHT PLUME COLUMBIA MD 21044-3790
1	APPLIED RSRCH ASSOC INC ATTN JEROME D YATTEAU 5941 S MIDDLEFIELD RD SUITE 100 LITTLETON CO 80123 ALBUQUERQUE NM 87110
1	APPLIED RSRCH ASSOC INC ATTN FRANK MAESTAS 4300 SAN MATEO BLVD SE ALBUQUERQUE NM 87110
1	APPLIED RESEARCH LAB ATTN JEFFREY A COOK 10000 BURNETT RD AUSTIN TX 78758
1	ARES CORPORATION ATTN J L HARRIS IO 1800 N KENT ST STE 1230 ARLINGTON VA 22209
1	ARES CORPORATION ATTN CHARLES W MARTIN 1800 N KENT STE 1230 ARLINGTON VA 22207

<u>NO. OF COPIES</u>	<u>ORGANIZATION</u>
1	ASI SYSTEMS INC ATTN LARRY COHEN 838 N EGLIN PKWY SUITE 421 FT WALTON BEACH FL 32547-3908
2	BABCOCK & WILCOX INC ATTN JOHN R FRISCHKORN JOHN C SINCLAIR III BOX 1469 MS O206 IDAHO FALL ID 83403
1	BATTELLE ATTN ROGER M DUGAS 7501 S MEMORIAL PKWY SUTIE 101 HUNTSVILLE AL 35802-2258
3	BATTELLE ATTN R JAMESON S GOLASKI TECHNICAL LIBRARY 505 KING AVE COLUMBUS OH 43201
3	BOEING AEROSPACE CO SHOCK PHYSICS & APLD MATH ENGRNG TCHNLGY ATTN R HELZER J SHRADER T MURRAY PO BOX 3999 SEATTLE WA 98124
2	BOEING CORP ATTN T M MURRAY MS 84 84 ROBERT M SCHMIDT MS 8H 05 PO BOX 3999 SEATTLE WA 98124
1	BOEING HOUSTON SPACE STN ATTN RUSSELL F GRAVES BOX 58747 HOUSTON TX 77258
1	BRIGS CO ATTN JOSEPH E BACKOFEN 2668 PETERSBOROUGH ST HERNDON VA 22071-2443

<u>NO. OF COPIES</u>	<u>ORGANIZATION</u>
4	CALIFORNIA RSCH & TCHNLGY ATTN R FANZEN D ORPHAL R BROWN R FRANZEN 5117 JOHNSON DR PLEASANTON CA 94566
1	CALIFORNIA RSCH & TCHNLGY ATTN M MAJERUS PO BOX 2229 PRINCETON NJ 08543
1	CARNAHAN & ASSOC ATTN LAURA R KISER 10101 SLATER AVE 234 FOUNTAIN VALLEY CA 92708
2	CAS INC ATTN ROBERT MCCOY TIMOTHY A JORDAN PO BOX 11190 HUNTSVILLE AL 35816
1	CDTA INC ATTN RENE LARRIVA 9403 EAGLE TRACER FAIRFAX STATION VA 22039
1	CENTURY DYNAMICS INC ATTN NAURY BIRNBAUM 7700 EDGEWATER DR STE 626 OAKLAND CA 94621
1	CONCURRENT TCHNLGS CORP ATTN ARTHUR GURSON 1450 SCALD AVE JOHNSTOWN PA 15904-3374
1	CORPS OF ENGINEERS ATTN JOHN P TIPTON PO BOX 1600 HUNTSVILLE AL 35807
1	D R KENNEDY & ASSOC INC ATTN D KENNEDY PO BOX 4003 MOUNTAIN VIEW CA 94040

<u>NO. OF COPIES</u>	<u>ORGANIZATION</u>
1	DEFNS TCHNLGY INTRNL INC ATTN D E AYER THE STARK HOUSE 22 CONCORD ST NASHUA NH 03060
1	DESKIN RSRCH GROUP INC ATTN EDWARD COLLINS 2270 AGNEW RD SANTA CLARA CA 95054
1	DIA MSIC ATTN DAVID S STANFIELD REDSTONE ASRENAL AL 35898-5500
3	DYNA EAST CORP ATTN P C CHOU R CICCARELLI W FLIS 3620 HORIZON DR KING OF PRUSSIA PA 19406
3	DYNASEN ATTN JACQUES CHAREST MICHAEL CHAREST MARTIN LILLY 20 ARNOLD PL GOLETA CA 93117
2	EI DUPONT DE NEMOURS & CO ATTN B SCOTT L MINOR SECURITY DIR LEGAL DEPT PO BOX 1635 WILMINGTON DE 19899
1	ELORET INSTITUTE ATTN DAVID W BOGDANOFF MS 230 2 NASA AMES RESEARCH CTR MOFFETT FIELD CA 94035
1	GB TECH LOCKHEED ATTN JAY LAUGHMAN 2200 SPACE PARK SUITE 400 HOUSTON TX 77258

<u>NO. OF COPIES</u>	<u>ORGANIZATION</u>
2	GB TECH LOCKHEED ATTN LUCILLE BORREGO C23C JOE FALCON JR C23C 2400 NASA RD 1 HOUSTON TX 77058
1	GENERAL DYNAMICS ATTN J H CUADROS PO BOX 50 800 MAIL ZONE 601 87 ONTARIO CA 91761-1085
2	GENERAL RESEARCH CORP ATTN A CHARTERS T MENNA PO BOX 6770 SANTA BARBARA CA 93160-6770
2	GRC INTERNATIONAL ATTN TIMOTHY M CUNNINGHAM WILLIAM M ISBELL 5383 HOLLISTER AVE SANTA BARBARA CA 93111
1	HEWLETT PACKARD ATTN FRANCIS CHARBONNIER 1700 S BAKER MCMINNVILLE OR 97128
6	INST OF ADVANCED TCHNLGY UNIVERSITY OF TX AUSTIN ATTN STEPHEN J BLESS JAMES CAZAMIAS HARRY D FAIR THOMAS M KIEHNE NICK LYNCH RAVI SUBRAMANIAN 4030-2 W BRAKER LN AUSTIN TX 78759
2	SOUTHERN RSCH INSTITUTE ATTN LINDSEY A DECKARD DONALD P SEGERS PO BOX 55305 BIRMINGHAM AL 35255-5305
1	SPACE TELESCOPE SCI INST ATTN ROB LANDIS 3700 SAN MARTIN DR BALTIMORE MD 21043

<u>NO. OF</u> <u>COPIES</u>	<u>ORGANIZATION</u>	<u>NO. OF</u> <u>COPIES</u>	<u>ORGANIZATION</u>
3	INST FOR DEFNS ANALYSIS ATTN JAMES J BAGNALL JR STEVEN D KRAMER KENNETH E WALL 1801 N BEAUREGARD ST ALEXANDRIA VA 22311	3	KAMAN SCIENCES CORP ATTN SHELDON JONES GARY L PADEREWSKI ROBERT G PONZINI 1500 GRDN OF THE GODS RD COLORADO SRPING CO 80907
1	JET PROPULSION LABORATORY IMPACT PHYSICS GROUP ATTN MARC ADAMS 4800 OAK GROVE DR PASADENA CA 91109	1	KAMAN SCIENCES CORP ATTN DARREN MCKNIGHT 2560 HUNTINGTON AVE ALEXANDRIA VA 22303
5	JOHNS HOPKINS UNIV APL ATTN TERRY R BETZER ALVIN R EATON RICHARD H KEITH DALE K PACE ROGER L WEST JOHNS HOPKINS RD LAUREL MD 20723	4	KAMAN SCIENCES CORP ATTN NASIT ARI STEVE R DIEHL WILLIAM DOANE VERNON M SMITH PO BOX 7463 COLORADO SPRINGS CO 80933-7463
1	KAMAN SCIENCES CORP ATTN DENNIS L JONES 2560 HUNTINGTON AVE SUITE 200 ALEXANDRIA VA 22303	2	KTECH CORPORATION ATTN FRANK W DAVIES LARRY M LEE 901 PENNSYLVANIA NE ALBUQUERQUE NM 87110
8	KAMAN SCIENCES ATTN J ELDER RICHARD P HENDERSON DAVID A PYLES FRANK R SAVAGE JAMES A SUMMERS JAMES S WILBECK TIMOTHY W MOORE THY YEM 600 BLVD S STE 208 HUNTSVILLE AL 35802	1	LIVERMORE SOFTWARE TECHNOLOGY CORP ATTN J O HALLQUIST 2876 WAVERLY WAY LIVERMORE CA 94550
4	KAMAN SCIENCES CORP ATTN ELLEN C DAUGHERTY JEFFREY S ELDER WILLIAM H JOLLY JOHN E RUSH 600 BLVD SOUTH STE 208 HUNTSVILLE AL 35802	1	LOCKHEED MARTIN MIS & SPC ATTN WILLIAM R EBERLE PO BOX 070017 HUNTSVILLE AL 35807
		1	LOCKHEED MIS & SPACE CO ATTN R A HOFFMAN SANTA CRUZ FACILITY EMPIRE GRADE RD SANTA CRUZ CA 95060
		2	LOCKHEED MIS & SPACE CO ATTN S KUSUMI 0 81 11 BLDG 157 J PHILLIPS O 54 50 PO BOX 3504 SUNNYVALE CA 94088

<u>NO. OF</u> <u>COPIES</u>	<u>ORGANIZATION</u>	<u>NO. OF</u> <u>COPIES</u>	<u>ORGANIZATION</u>
1	LOCKHEED MARTIN MIS & SPC ATTN M A LEVIN ORG 81 06 BLDG 598 111 LOCKHEED WAY SUNNYVALE CA 94089-3504	1	MARTIN MARIETTA AEROSPACE ATTN D R BRAGG PO BOX 5837 MP 109 ORLANDO FL 32855
2	LOCKHEED MARTIN MIS & SPC ATTN M R MCHENRY T A NGO ORG 81 10 BLDG 157 111 LOCKHEED WAY SUNNYVALE CA 94089	2	MASON & HANGER SILAS MASON CO ATTN T J ROWMAN C VOGT IOWA ARMY AMMO PLANT MIDDLETOWN IA 52638-9701
1	LOCKHEED NASA JSC SPACE SCIENCE BRANCH ATTN JAMES HYDE BOX 58561 MC B22 HOUSTON TX 77258	1	MAXWELL LABS S CUBED DIVISION ATTN GERALD A GURTMAN PO BOX 1620 LA JOLLA CA 92037
1	LOCKHEED ENGRNG & SPACE SCIENCES ATTN E CYKOWSKI MS B22 2400 NASA RD 1 HOUSTON TX 77058	1	MAXWELL LABORATORY ATTN CARL F PETERSEN 8888 BALBOA AVE SAN DIEGO CA 92123
2	LOCKHEED MARTIN MIS & SPC ATTN JOHN R ANDERSON WILLIAM C KNUDSON PO BOX 3504 SUNNYVALE CA 94089-3504	7	MEVATEC CORPORATION ATTN KEVIN W BRUENING STEVEN W CLARK MARK T HARPER E GORDON KING JR WILLIAM K MOORE KYLE L NASH WILLIAM G WILK 1525 PERIMETER PKWY SUITE 500 HUNTSVILLE AL 35806
1	LOGICON RDA ATTN RAYMOND F ROSS PO BOX 92500 LOS ANGELES CA 90009	2	MEVATEC CORPORATION ATTN DOUGLAS K APO JAY WILLIS 1700 DIAGONAL RD STE 525 ALEXANDRIA VA 22314
1	LOGICON RDA ATTN ROBER M DEBELL 2100 WASHINGTON BVLD ARLINGTON VA 22204-5706	1	MIRROR ELECTRONICS ATTN RICHARD P ESPEJO BOX 206 GASTON OR 97119-0206
2	LORAL VOUGHT SYSTEMS ATTN JAMES M REJCEK ANTHONY T SKINNER PO BOX 650003 MS SP 97 DALLAS TX 75265-0003	2	MIRROR ELECTRONICS SCANDIFLASH ATTN ARNE MATTSSON JAN SUNDBERG BOX 206 GASTON OR 97119-0206
1	LTV AEROSPACE & DEFNS CO LTV MIS & ELCTRNC S GRP ATTN G L JACKSON WT 71 PO BOX 650003 DALLAS TX 75265-0003		

<u>NO. OF COPIES</u>	<u>ORGANIZATION</u>
1	MISSION RSRCH CORP ATTN THOMAS P HUGHES 1720 RANDOLPH RD SE ALBUQUERQUE NM 87106-4245
1	MIT LINCOLN LAB ARMY SCIENCE BOARD ATTN WADE M KORNEGAY 244 WOOD ST RM S2 139 LEXINGTON MA 02173
2	NAC VISUAL SYSTEMS ATTN CHRIS EDWARDS AL FEBRARO 6307 K DESOTO AVE WOODLAND HILLS CA 91367
2	NASA SPACE FLIGHT CTR ATTN ANGELA M NOLEN JENNIFER H ROBINSON MARSHALL SPACE FLT CTR HUNTSVILLE AL 35812
3	NASA JOHNSON SPACE CENTER ATTN ERIC CHRISTIANSEN JEANNE LEE CREWS FREDRICH HORZ MAIL CODE SN3 2101 NASA RD 1 HOUSTON TX 77058
1	NASA JSC UNIVERSITY OF TEXAS ATTN JUSTIN H KERR GREYSTONE LN 2126 AUSTIN TX 78731
1	NATL MIS DEFNS PEO MD ATTN SFAE MD NMD SE CHARLES E DOBSON PO BOX 1500 HUNTSVILLE AL 35807-3801
1	NICHOLS RSRCH CORP ATTN WILLIAM SOMMERS 4040 S MEMORIAL PKWY HUNTSVILLE AL 35802

<u>NO. OF COPIES</u>	<u>ORGANIZATION</u>
1	NMIMT EMRTC ATTN LARRY LIBERSKY CAMPUS STATION SOCORRO NM 87801
1	NMT EMRTC ATTN KENT L HARVEY CAMPUS STATION SOCORRO NM 87801
1	NOAA ENVRNMNTL TECH LAB US DEPT OF COMMERCE ATTN WYNN L EBERHARD 325 BROADWAY BOULDER CO 80303
1	NORTHROP CORP ELECTRO MECHANICAL DIV ATTN D L HALL T500 E ORANGETHORPE AVE ANAHEIM CA 92801
1	NUCLEAR METALS INC ATTN J SCHREIBER 2229 MAIN ST CONCORD MA 01742
2	ORLANDO TECHNOLOGY INC ATTN D MATUSKA J OSBURN PO BOX 855 SHALIMAR FL 32579
1	ORLANDO TCHNLGY INC ATTN DANIEL A MATUSKA PO BOX 855 SHALIMAR FL 32579
1	PHYSICAL SCIENCES INC ATTN PETER NEBOLSINE 20 NEW ENGLAND BUS CTR ANDOWER MA 01810
1	PHYSICOMP ATTN PAUL J HASSIG 22440 CARENDON WOODLAND HILLS CA 91367

<u>NO. OF COPIES</u>	<u>ORGANIZATION</u>
1	PHYSICS INTERNATIONAL CO TACTICAL SYSTEMS GROUP EASTERN DIVISION PO BOX 1004 WADSWORTH OH 44281-0904
3	PHYSICS INTERNATIONAL ATTN R FUNSTON L GARNETT G FRAZIER PO BOX 5010 SAN LEANDRO CA 94577
1	PHYSICS APPLICATIONS INC ATTN DAVID E STRANGE 7635 WILIMINGTON PIKE DAYTON OH 45458-5413
1	POD ASSOC INC ATTN ALAN J WATTS 2309 RENARD PL SE SUITE 201 ALBUQUERQUE NM 87106
1	POD ASSOC INC ATTN DALE ATKINSON 2309 RENARD PL SE SUITE 201 ALBUQUERQUE NM 87106
1	POET SANDIA ATTN ROBERT J WEIR 1745 JEFFERSON DAVIS HWY SUITE 1100 ARLINGTON VA 22202
1	QUANTA METRICS ATTN JOHN REMO 1 BRACKENWOOD PATH ST JAMES NY 11780
1	RAYTHEON COMPANY ATTN RICHARD M LLOYD 50 APPLE HILL DR MS T3TB8 TEWSKBURY MA 01876
1	RAYTHEON ATTN R MCCAUGHEY 1740 NASA RD 1 HOUSTON TX 77058

<u>NO. OF COPIES</u>	<u>ORGANIZATION</u>
1	ROCKWELL INTERNATIONAL ATTN DONALD S STEVENSON MS EB58 PO BOX 7922 CANOGA PARK CA 91309-7922
1	S CUBED ATTN R SEDGWICK PO BOX 1620 LA JOLLA CA 92038-1620
1	SAIC ATTN GREGORY J STRAUCH MS 264 1710 GOODRIDGE DR MCLEAN VA 22102
1	SAIC ATTN MICHAEL W MCKAY 10260 CAMPUS POINT DR SAN DIEGO CA 92121
1	SANTA FE PUBLIC LIBRARY ATTN MIRIAM BOBKOFF SANTA FE NM 87501
2	SCHLUMBERGER PFRTRNG & TEST ATTN M T GONZALEZ D MARKEL PO BOX 1590 ROSHARON TX 77583-1590
1	SHOCK TRANSIENTS INC ATTN DAVID DAVISON BOX 5357 HOPKINS MN 55343
2	SIMULATION & ENG CO INC ATTN ELSA I MULLINS STEVEN E MULLINS 8840 HWY 20 STE 200 N MADISON AL 35758
1	SKY AND TELESCOPE ATTN DON DAVIS BELMONT MA 02178

<u>NO. OF COPIES</u>	<u>ORGANIZATION</u>
4	SRI INTERNATIONAL ATTN DR L SEAMAN JAMES D COLTON MOHSEN SANAI DONALD A SHOCKLEY 333 RAVENSWOOD AVE MENLO PARK CA 94025
1	STANDARD MISSILE CO ATTN FRANK L POWELL III 1505 FARM CREDIT DR MCLEAN VA 22102
1	STRATEGIC INSIGHT LTD ATTN ROBERT E GRAY 1745 JEFFERSON DAVIS HWY SUITE 511 ARLINGTON VA 22202
1	SUN MICOR SYS FEDERAL ATTN JAN HAUSER 18475 CIRCLE DR LOS GATOS CA 95030
3	SVERDRUP TECHNOLOGY ATTN RAYMOND P YOUNG LANNY P BELL LARRY L CAMPBELL 678 SECOND ST ARNOLD AFB TN 37389-4401
1	SVERDRUP TECHNOLOGY ATTN BIZHAN AREF 214 GOVERNMENT AVE NICEVILLE FL 32541
3	TEKTRONIX INC ATTN JIM CRAIN DOUGLAS REYNOLDS DAVID WALLACE 6100 UPTOWN BLVD 640 ALBUQUERQUE NM 87110
1	TELEDYNE BROWN ENGR ATTN JOHN C NEWQUIST 300 SPARKMAN DRIVE HUNTSVILLE AL 35807

<u>NO. OF COPIES</u>	<u>ORGANIZATION</u>
3	TELEDYNE BROWN ENGR ATTN JIM W BOOTH MARTIN B RICHARDSON SHERRY RIDDLE PO BOX 070007 MS 50 HUNTSVILLE AL 35807-7007
1	TELEDYNE BROWN ENGR ATTN JOHN A HASDAL PO BOX 070007 HUNTSVILLE AL 35807-7007
1	TYBRIN CORP ATTN JERRY W JOHNSTON 1283 N EGLIN PKWY SHALIMAR FL 32579
2	US GEOLOGICAL SURVEY ATTN DAVID J RODDY GENE SHOEMAKER 2255 N GEMINI DR FLAGSTAFF AZ 86001
2	VALYN INTERNATIONAL ATTN LYNN M BARKER VAL BARKER 13229 CIRCULO LARGO NE ALBUQUERQUE NM 87112
2	W J SCHAFFER ASSOC INC ATTN MICHAEL O BROSEE JAMES A CHERNAULT 1901 N FT MYER DR STE 800 ARLINGTON VA 22209
2	WHITE SANDS TEST FACILITY ATTN DAVID R HICKS THOMAS PRICE PO DRAWER MM LAS CRUCES NM 88804
1	ZERNOW TECHNICAL SVCS INC ATTN LOUIS ZERNOW 425 W BONITA AVE SUITE 208 SAN DIMAS CA 91773

<u>NO. OF</u> <u>COPIES</u>	<u>ORGANIZATION</u>
	<u>ABERDEEN PROVING GROUND</u>
46	DIR, USARL ATTN: AMSRL-WT, I. MAY AMSRL-WT-NC, R. LOTTERO S. SCHRAML AMSRL-WT-T, W. F. MORRISON AMSRL-WT-TA, W. BRUCHEY G. BULMASH J. DEHN G. FILBEY M. ZOLTOSKI W. GILLICH W. A. GOOCH H. W. MEYER E. J RAPACKI AMSRL-WT-TB, R. FREY W. LAWRENCE J. STARKENBERG AMSRL-WT-TC, W. S. DE ROSSET T. W. BJERKE R. COATES F. GRACE K. KIMSEY M. LAMPSON D. SCHEFFLER B. SORENSEN R. SUMMERS W. WALTERS AMSRL-WT-TD, A. DIETRICH M. RAFTENBERG K. FRANK J. WALTER J. HARRISON G. RANDERS-PEHRSON J. SANTIAGO M. SCHEIDLER S. SEGLETES (3 CP) T. WRIGHT AMSRL-WT-PB, A. ZIELINSKI AMSRL-WT-PD, G. GAZONAS AMSRL-WT-WD, A. PRAKASH

<u>NO. OF</u> <u>COPIES</u>	<u>ORGANIZATION</u>
	AMSRL-SL-BA, R. BOWERS A. KIWAN E. P. WEAVER (2 CP) AMSRL-SL-CM, D. FARENWALD
2	DIR, USAMSAA ATTN: K. R. FROUNFELKER J. L. GRAHAM

<u>NO. OF COPIES</u>	<u>ORGANIZATION</u>	<u>NO. OF COPIES</u>	<u>ORGANIZATION</u>
2	DEFENSE RESEARCH ESTABLISHMENT SUFFIELD ATTN C WEICKERT D MACKAY RALSTON, ALBERTA, TOJ 2NO RALSTON CANADA	1	PRB S.A. ATTN M VANSNICK AVENUE DE TERVUEREN 168, BTE. 7 BRUSSELS, B-1150 BELGIUM
1	DEFENSE RESEARCH ESTABLISHMENT VALCARTIER ATTN N GASS PO BOX 8800 COURCELETTE, PQ, GOA IRO CANADA	1	AB BOFORS/AMMUNITION DIV ATTN J HASSLID BOX 900 S-691 80 BOFORS SWEDEN
1	CANDIAN ARSENALS LTD ATTN P PELLETIER 5 MONTEE DES ARSENAUX VILLIE DE GRADEUR, PQ, J5Z2 CANADA	1	TNO PRINS MAURITS LAB ATTN H J PASSMAN PO BOX 45 2280 AA RIJSWIJK LANG KLELIWEG 137 NETHERLANDS
1	ERNST MACH INSTITUT ATTN A J STILP ECKERSTRASSE 4 D-7800 FREIBURG I. BR. GERMANY	1	ISL ATTN CHANTERET PIERRE-YVES F68301 SAINT-LOUIS CEDEX, 12, RUE DE L'INDUSTRIE B.P. 301 FRANCE
3	IABG ATTN H J RAATSCHEN W SCHITTKE F SCHARPPF EINSTEINSTRASSE 20 D-8012 OTTOBRUN B. MUENCHEN GERMANY	1	IFAM ATTN LOTHAR MEYER LESUMER HEERSTRASSE 36 BREMEN 77 GERMANY
1	ROYAL ARMAMENT R&D ESTABLISHMENT ATTN I CULLIS FT HALSTEAD SEVENOAKS, KENT TN14 7BJ ENGLAND	1	DAT ETBS CETAM ATTN CLAUDE ALTMAYER ROUTE DE GUERRY BOURGES 18015 FRANCE
3	CENTRE D'ETUDES DE GRAMAT ATTN SOLVE GERARD CHRISTIAN LOUPIAS PASCALE OUTREBON GRAMAT, 46500 FRANCE	1	CENTRE D'ETUDES DE LIMEIL-VALENTON ATTN CHRISTIAN AUSSOURD SAINT GEORGES CEDEX VILLENEUVE 94195 FRANCE
1	CENTRE D'ETUDES DE VAUJOURS ATTN PLOTARD JEAN-PAUL BOITE POSTALE NO. 7 77181 COUNTRY FRANCE	1	ESA ESTEC ATTN LUCY BERTHOUD POSTBUS 299, NOORDWIJK 2200 AG NETHERLANDS

<u>NO. OF COPIES</u>	<u>ORGANIZATION</u>	<u>NO. OF COPIES</u>	<u>ORGANIZATION</u>
1	IPE RAS ATTN A A BOGOMAZ DVORTSOVAIA NAB. 18 ST. PETERSBURG RUSSIA	1	CEA ATTN ROGER CHERET CEDEX 15 313-33 RUE DE LA FEDERATION PARIS 75752 FRANCE
2	CEA CEV-M ATTN ERIC BOTTET TAT SIHN VONG BP. NO 7 COURTRY 77181 FRANCE	1	CEA CISI BRANCH ATTN PATRICK DAVID CENTRE DE SACLAY, BP 28 GIF SUR YVETTE 91192 FRANCE
1	CENTRE D'ETUDES DE LIMEIL VALENTON ATTN JEAN-CLAUDE BOZIER ST GEORGES CEDEX VILLENEUVE 94195 FRANCE	2	RAFAEL BALLISTICS CENTER ATTN EREZ DEKEL YEHUDA PARTOM PO BOX 2250 HAIFA, 31021 ISRAEL
1	UK MINSTRY OF DEFENSE ATTN GRAHAM J CAMBRAY CBDE PORTON DOWN, SALISBURY WITTSIRE SPR OJQ UNITED KINGDOM	1	INST OF CHEMICAL PHYSICS ATTN A YU DOLGOBORODOV KOSYGIN ST 4 V-334 MOSCOW
1	BOFORS WEAPONS SYSTEMS ATTN TORBJORN CARLQVIST 80 KARLSKOGA, S-691 SWEDEN	1	IABC ATTN HEINRICH G DORSCH EINSTENSTRASSE 20 OTTOBRUN D 85521 GERMANY
1	DEFENSE RESEARCH AGENCY ATTN W A J CARSON CHOBHAM LANE, CHERTSEY SURREY KT16 OEE UNITED KINGDOM	2	FRENCH-GERMAN RESEARCH INST ATTN HANS-JURGEN ERNST PASCALE LEHMANN CEDEX 5, 5 RUE DU GENERAL CASSAGNOU SAINT LOUIS, 68301 FRANCE
1	ESTEC CS ATTN DOUGLAS CASWELL BOX 200 NOORDWIJK 2200 AG NETHERLANDS	1	EUROPEAN SPACE AGENCY ATTN WALTER FLURY ESOC, 5 ROBT. BOSCHT STRASSE DARMSTADT 6100 GERMANY
2	AGENCY FOR DEFENSE DEVELOPMENT ATRC ATTN SOON-NAM CHANG CHANG-HYEN LEE YUSEONG, BOX 35, TAEJON 305-600 SOUTH KOREA	1	NATIONAL DEFENSE DENSITY RESEARCH CENTER ATTN JOHAN FORSS FOA, FOX 551 TUMBA, S-14725 SWEDEN

<u>NO. OF COPIES</u>	<u>ORGANIZATION</u>	<u>NO. OF COPIES</u>	<u>ORGANIZATION</u>
2	HIGH ENERGY DENSITY RESEARCH CTR ATTN VLADIMIR E FORTOV O YU VOJOBIEV IZHORSKAJA STR. 13/19 MOSCOW 127412 RUSSIA	1	DASA ATTN MANFRED HELD POSTFACH 13 40 SCHRONBENHAUSEN, 86 523 GERMANY
2	HIGH ENERGY DENSITY RESEARCH CTR ATTN GENADII I KANEL V A SKVORTSOV IZHORSKAJA STR. 13/19 MOSCOW 127412 RUSSIA	3	ERNST MACH INSTITUT ATTN VOLKER HOHLER E SCHMOLINSKE E SCHNEIDER ECKERSTRASSE 4 FREIBURG I BR., 791-4 GERMANY
1	CENTURY DYNAMICS LTD ATTN NIGEL FRANCIS 12 CITY BUSINESS CTR BRIGHTON RD, HORSHAM WEST SUSSEX RH1354BA UNITED KINGDOM	3	NATL DEFENCE RESEARCH EST ATTN LARS HOLMBERG ULF LINDEBERG LARS GUNNAR OLSSON FOA, BOX 551 TUMBA, S-14725 SWEDEN
1	BATTELLE INGENIEUTECHNIK GMBH DUESSELDORFFER STR. 9 ESCHBORN, D-65760 GERMANY	1	TECHNISCHE UNIVERSITAT MUENCHEN ATTN EDUARD B IGENBERGS RICHARD WAGNER STR. 18/111 MUENCHEN 2, D8000 GERMANY
1	CEA/CESTA ATTN ALAIN GEILLE BOX 2, LE BARP 33114 FRANCE	1	JAPAN STEEL WORKS LTD ATTN KAZUNARI IKUTA 1-3 TAKANODAL, YOTSUKAIDO CHIBA, 284 JAPAN
2	UNIVERSITY OF KENT UNIT FOR SPACE SCIENCES ATTN PHILIPPE GENTA PAUL RATCLIFF CANTERBURY, KENT CT2 7NR UNITED KINGDOM	2	DLR INST FOR PLANETARY EXPLORATION ATTN KARIN JUNGHANS RENE PISCHEL RUDOWER CHAUSSER 5 BERLIN, D-12489 GERMANY
2	AWE ATTN MICHAEL GERMAN WAYNE HARRISON FOULNESS, ESSEX SS3 9XE UNITED KINGDOM	3	CHINESE SOCIETY OF ASTRONAUTICS ATTN CHEN JUNNAN QI YONG LIANG LI QUANBAO INSTITUTE OF SPACE LAW BOX 849 BEIJING, 100830 PEOPLE'S REPUBLIC OF CHINA
1	DEFENSE RESEARCH AGENCY ATTN DAVID HAFFENDEN FT HALSTEAD, SEVENOAKS KENT TN14 7BP UNITED KINGDOM		

<u>NO. OF COPIES</u>	<u>ORGANIZATION</u>	<u>NO. OF COPIES</u>	<u>ORGANIZATION</u>
1	CRC RESEARCH INST INC ATTN MASAHIDE KATAYAMA STRUCTURAL ENGINEERING DEPT 1-3-316, NAKASE, MIHAMA-KU CHIBA-SHI 261-01 JAPAN	1	INSTITUT FUER PLANETOLOGIE ATTN RALF T SCHMITT WESTFALISCHE WILHEMS UNIVERSITAT WILHELM-KLEMM STR. 10 MUNSTER, D48149 GERMANY
1	EUROPEAN SPACE AGENCY ATTN MICHEL LAMBERT BOX 299, NOORDWIJK NL2200 AG NETHERLANDS	1	IHI RESEARCH INSTITUTE SHIP & MARINE ATTN TADASHI SHIBUE 1 SHINNAKEHARA-CHO ISOGO-KU, YOKOHAMA, 235 JAPAN
1	FRENCH GERMAN RESEARCH INST ATTN HARTMUTH F LEHR POSTFACH 1260 WEIL AM RHEIN, D-79574 GERMANY	1	DIEHL GMBH & CO ATTN FRITZ H STEINMANN FISCKBACHSTR. 16 ROTHENBACH, D-90552 GERMANY
1	FRENCH GERMAN RESEARCH INST ATTN FRANCIS JAMET 5 RUE DU GENERAL CASSAGNOU SAINT LOUIS, 68301 FRANCE	1	MOSCOW INST OF PHYSICS & TECH ATTN S V UTYUZHNIKOV DEPT OF COMPUTATIONAL MATHEMATICS DOLGOPRUDNY, 1471700 RUSSIA
1	SAMARA STATE AEROSPACE UNIV ATTN L G LUKASHEV SAMARA RUSSIA	1	PML-TNO ATTN EDWARD VAN RIET BOX 45 RIJSWIJK, 2230AA NETHERLANDS
2	LAVRENTYEV INST. HYDRODYNAMICS ATTN LEV A MERZHIEVSKY VICTOR V SILVESTROV NOVOSIBIRSK, 630090 RUSSIA	1	DEFENCE RESEARCH EST, SUFFIELD ATTN CHRIS WEICKERT BOX 4000, MEDICINE HAT ALBERTA T1A 8K6 CANADA
1	DYNAMIC RESEARCH AB ATTN AKE PERSSON PARADISGRAND 7 SODERTALJE, S-151 36 SWEDEN	2	BRITISH EMBASSY ATTN ALAN M DIXON R GODBOLD 3100 MASSACHUSETTS AVE NW WASHINGTON DC 20008
1	PRINS MAURITS LABORATORY ATTN H J REITSMA TNO, BOX 45 RIJSWIJK, 2280AA NETHERLANDS	1	IOFFE PHYSICAL TECHNICAL INSTITUTE DENSE PLASMA DYNAMICS LABORATORY ATTN EDWARD M DROBYSHEVSKI ST PETERSBURG, 194021 RUSSIA

## USER EVALUATION SHEET/CHANGE OF ADDRESS

This Laboratory undertakes a continuing effort to improve the quality of the reports it publishes. Your comments/answers to the items/questions below will aid us in our efforts.

1. ARL Report Number/Author ARL-TR-1075 (Segletes) Date of Report May 1995

2. Date Report Received \_\_\_\_\_

3. Does this report satisfy a need? (Comment on purpose, related project, or other area of interest for which the report will be used.) \_\_\_\_\_  
\_\_\_\_\_

4. Specifically, how is the report being used? (Information source, design data, procedure, source of ideas, etc.) \_\_\_\_\_  
\_\_\_\_\_

5. Has the information in this report led to any quantitative savings as far as man-hours or dollars saved, operating costs avoided, or efficiencies achieved, etc? If so, please elaborate. \_\_\_\_\_  
\_\_\_\_\_

6. General Comments. What do you think should be changed to improve future reports? (Indicate changes to organization, technical content, format, etc.) \_\_\_\_\_  
\_\_\_\_\_  
\_\_\_\_\_

CURRENT  
ADDRESS

\_\_\_\_\_  
Organization  
\_\_\_\_\_  
Name  
\_\_\_\_\_  
Street or P.O. Box No.  
\_\_\_\_\_  
City, State, Zip Code

7. If indicating a Change of Address or Address Correction, please provide the Current or Correct address above and the Old or Incorrect address below.

OLD  
ADDRESS

\_\_\_\_\_  
Organization  
\_\_\_\_\_  
Name  
\_\_\_\_\_  
Street or P.O. Box No.  
\_\_\_\_\_  
City, State, Zip Code

(Remove this sheet, fold as indicated, tape closed, and mail.)  
(DO NOT STAPLE)