



L02

Department of Defense
SELECTED MEDICAL CARE STATISTICS

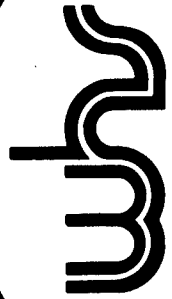
December 31, 1995



DISTRIBUTION STATEMENT A
Approved for public release
Distribution Unlimited

DTIC QUALITY INSPECTED 1

19960508 109



**DIRECTORATE FOR INFORMATION
OPERATIONS AND REPORTS (DIOR)**

Department of Defense

SELECTED MEDICAL CARE STATISTICS

December 31, 1995

*Issued quarterly by
Washington Headquarters Services
Directorate for Information
Operations and Reports*

~~FOR SALE BY THE SUPERINTENDENT OF DOCUMENTS
U.S. GOVERNMENT PRINTING OFFICE
WASHINGTON, D.C. 20402-9371
TELEPHONE: (202) 512-1800~~

DTIC and NTIS identification number for this publication is DIOR/L02-96/01.

FOREWORD

Selected Medical Care Statistics (SMCS) is a quarterly publication prepared by the Washington Headquarters Services, Directorate for Information Operations and Reports (WHS/DIOR) of the Office of the Secretary of Defense

SMCS presents quarterly summary data concerning medical care provided at fixed military medical facilities located in: (1) the United States (including Alaska and Hawaii) and (2) outside the United States, in territories, possessions, and foreign countries. This publication contains pie charts which are based on the percentage of the DoD worldwide total for each of the categories. Admissions and beds occupied by dependents of other uniformed personnel (Public Health Service (PHS), Coast Guard (CG), National Oceanic Atmospheric Administration (NOAA)) are less than one percent and are included in the "other" category on applicable charts and graphs.

This publication is generated from a data base developed and maintained in consonance with Department of Defense Instruction (DoDI) 6015.14, July 13, 1990, under Report Control Symbol DA&M(Q)1474, by the Manpower Management Information Division of WHS/DIOR.

TABLE OF CONTENTS

TABLE/FIGURE

PAGE

QUARTER ENDING DECEMBER 31, 1995

Table 1.1	Operating Beds/Operating Bassinets/Beds Occupied - Worldwide.....	1
Figure 1.1	Beds Occupied - Worldwide Summary (ADPL).....	3
Table 1.2	Operating Beds/Operating Bassinets/Beds Occupied - United States.....	4
Table 1.3	Operating Beds/Operating Bassinets/Beds Occupied - Overseas.....	6
Table 2.1	Admissions - Worldwide.....	8
Figure 2.1	Admissions - Worldwide Summary.....	10
Table 2.2	Admissions - United States.....	11
Table 2.3	Admissions - Overseas.....	13
Table 3.1	Outpatient Visits and Live Births - Worldwide.....	15
Figure 3.1	Outpatient Visits - Worldwide Summary.....	17
Table 3.2	Outpatient Visits and Live Births - United States.....	18
Table 3.3	Outpatient Visits and Live Births - Overseas.....	20
	GLOSSARY	23

TABLE 1.1

OPERATING BEDS/OPERATING BASSINETS/BEDS OCCUPIED - WORLDWIDE

QUARTER ENDING DECEMBER 31, 1995

FIXED MILITARY MEDICAL FACILITIES	DOD TOTAL	ARMY FACILITIES	NAVY FACILITIES	AIR FORCE FACILITIES
NUMBER OF OPERATING BEDS - TOTAL	8,174	3,090	2,998	2,086
NUMBER OF OPERATING BASSINETS - TOTAL	1,232	377	216	639
NUMBER OF BEDS OCCUPIED (DAILY AVERAGE (ADPL)) - TOTAL	5,046	2,500	1,232	1,314
BEDS OCCUPIED BY US ACTIVE DUTY UNIFORMED PERSONNEL - TOTAL	1,638	813	519	306
MILITARY - TOTAL	1,621	806	513	302
ARMY	735	664	25	46
NAVY-MARINE CORPS	589	92	466	31
AIR FORCE	297	50	22	225
OTHER UNIFORMED PERSONNEL (PHS,CG,NOAA) - TOTAL	17	7	6	4
BEDS OCCUPIED BY RETIRED US UNIFORMED PERSONNEL - TOTAL	988	501	188	299
RETIRED MILITARY - TOTAL	979	498	185	296
ARMY	427	336	30	61
NAVY-MARINE CORPS	232	56	130	46
AIR FORCE	320	106	25	189
OTHER RETIRED UNIFORMED PERSONNEL (PHS,CG,NOAA) - TOTAL	9	3	3	3

Prepared by: Washington Headquarters Services
Directorate for Information Operations and Reports

TABLE 1.1
OPERATING BEDS/OPERATING BASSINETS/BEDS OCCUPIED - WORLDWIDE

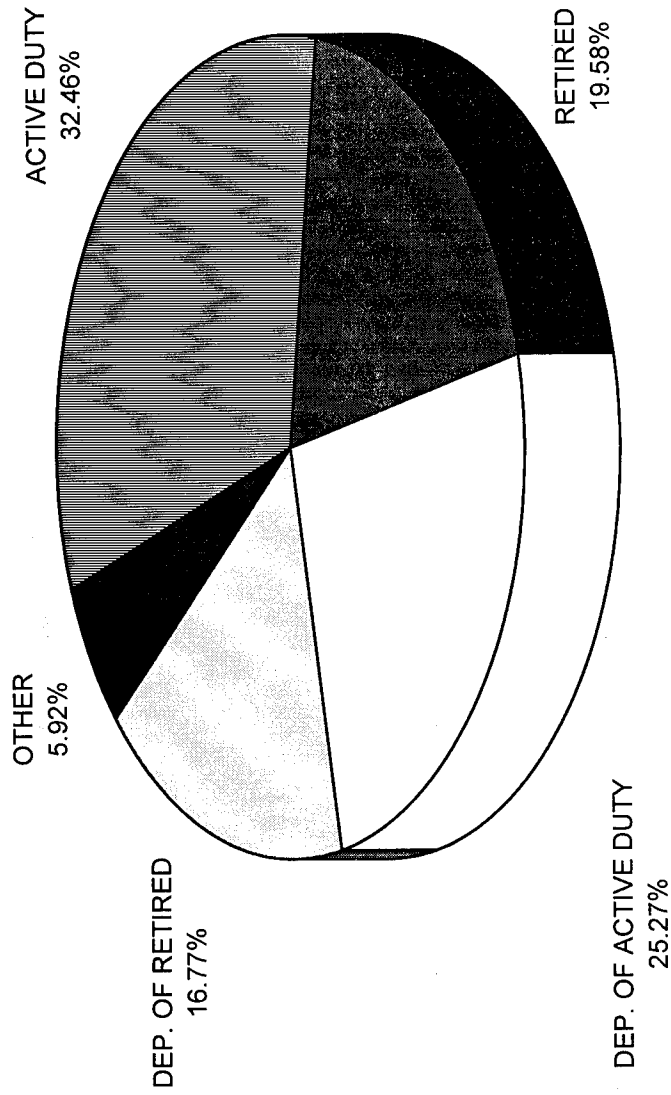
QUARTER ENDING DECEMBER 31, 1995

FIXED MILITARY MEDICAL FACILITIES	DOD TOTAL	ARMY FACILITIES	NAVY FACILITIES	AIR FORCE FACILITIES
BEDS OCCUPIED BY DEPENDENTS OF US ACTIVE DUTY MILITARY PERSONNEL	1,275	588	342	345
ARMY	523	456	24	43
NAVY-MARINE CORPS	397	64	294	39
AIR FORCE	355	68	24	263
BEDS OCCUPIED BY DEPENDENTS OF RETIRED AND DECEASED US MILITARY PERSONNEL	846	414	153	279
ARMY	363	284	23	56
NAVY-MARINE CORPS	194	50	107	37
AIR FORCE	289	80	23	186
BEDS OCCUPIED BY DEPENDENTS OF OTHER UNIFORMED PERSONNEL (PHS, CG, NOAA)	24	7	11	6
BEDS OCCUPIED BY ALL OTHER BENEFICIARIES	275	177	19	79

Prepared by: Washington Headquarters Services
Directorate for Information
Operations and Reports

BEDS OCCUPIED - WORLDWIDE SUMMARY (ADPL)

QUARTER ENDING DECEMBER 31, 1995



Prepared by: Washington Headquarters Services
Directorate for Information
Operations and Reports

FIGURE 1.1

**TABLE 1.2
OPERATING BEDS/OPERATING BASSINETS/BEDS OCCUPIED - UNITED STATES**

QUARTER ENDING DECEMBER 31, 1995

FIXED MILITARY MEDICAL FACILITIES	DOD TOTAL	ARMY FACILITIES	NAVY FACILITIES	AIR FORCE FACILITIES
NUMBER OF OPERATING BEDS - TOTAL	7,338	2,772	2,591	1,975
NUMBER OF OPERATING BASSINETS - TOTAL	1,089	328	176	585
NUMBER OF BEDS OCCUPIED (DAILY AVERAGE (ADPL)) - TOTAL	4,584	2,277	1,054	1,253
BEDS OCCUPIED BY US ACTIVE DUTY UNIFORMED PERSONNEL - TOTAL	1,396	694	423	279
MILITARY - TOTAL	1,379	687	417	275
ARMY	624	564	15	45
NAVY-MARINE CORPS	507	88	390	29
AIR FORCE	248	35	12	201
OTHER UNIFORMED PERSONNEL (PHS,CG,NOAA) - TOTAL	17	7	6	4
BEDS OCCUPIED BY RETIRED US UNIFORMED PERSONNEL - TOTAL	960	486	178	296
RETIRED MILITARY - TOTAL	951	483	175	293
ARMY	411	324	27	60
NAVY-MARINE CORPS	225	55	125	45
AIR FORCE	315	104	23	188
OTHER RETIRED UNIFORMED PERSONNEL (PHS,CG,NOAA) - TOTAL	9	3	3	3

Prepared by: Washington Headquarters Services
Directorate for Information
Operations and Reports

**TABLE 1.2
OPERATING BEDS/OPERATING BASSINETS/BEDS OCCUPIED - UNITED STATES**

QUARTER ENDING DECEMBER 31, 1995

FIXED MILITARY MEDICAL FACILITIES	DOD TOTAL	ARMY FACILITIES	NAVY FACILITIES	AIR FORCE FACILITIES
BEDS OCCUPIED BY DEPENDENTS OF US ACTIVE DUTY MILITARY PERSONNEL - TOTAL	1,122	520	285	317
ARMY	468	407	19	42
NAVY-MARINE CORPS	350	60	253	37
AIR FORCE	304	53	13	238
BEDS OCCUPIED BY DEPENDENTS OF RETIRED AND DECEASED US MILITARY PERSONNEL - TOTAL	829	405	146	278
ARMY	356	278	22	56
NAVY-MARINE CORPS	188	49	102	37
AIR FORCE	285	78	22	185
BEDS OCCUPIED BY DEPENDENTS OF OTHER UNIFORMED PERSONNEL (PHS, CG, NOAA) - TOTAL	24	7	11	6
BEDS OCCUPIED BY ALL OTHER BENEFICIARIES - TOTAL	253	165	11	77

Prepared by: Washington Headquarters Services
Directorate for Information
Operations and Reports

TABLE 1.3
OPERATING BEDS/OPERATING BASSINETS/BEDS OCCUPIED - OVERSEAS

QUARTER ENDING DECEMBER 31, 1995

FIXED MILITARY MEDICAL FACILITIES	DOD TOTAL	ARMY FACILITIES	NAVY FACILITIES	AIR FORCE FACILITIES
NUMBER OF OPERATING BEDS - TOTAL	836	318	407	111
NUMBER OF OPERATING BASSINETS - TOTAL	143	49	40	54
NUMBER OF BEDS OCCUPIED (DAILY AVERAGE (ADPL)) - TOTAL	462	223	178	61
BEDS OCCUPIED BY US ACTIVE DUTY UNIFORMED PERSONNEL - TOTAL	242	119	96	27
MILITARY - TOTAL	242	119	96	27
ARMY	111	100	10	1
NAVY-MARINE CORPS	82	4	76	2
AIR FORCE	49	15	10	24
OTHER UNIFORMED PERSONNEL (PHS, CG, NOAA) - TOTAL	0	0	0	0
BEDS OCCUPIED BY RETIRED US UNIFORMED PERSONNEL - TOTAL	28	15	10	3
RETIRED MILITARY - TOTAL	28	15	10	3
ARMY	16	12	3	1
NAVY-MARINE CORPS	7	1	5	1
AIR FORCE	5	2	2	1
OTHER RETIRED UNIFORMED PERSONNEL (PHS, CG, NOAA) - TOTAL	0	0	0	0

Prepared by: Washington Headquarters Services
 Directorate for Information Operations and Reports

TABLE 1.3

OPERATING BEDS/OPERATING BASSINETS/BEDS OCCUPIED - OVERSEAS

QUARTER ENDING DECEMBER 31, 1995

FIXED MILITARY MEDICAL FACILITIES	DOD TOTAL	ARMY FACILITIES	NAVY FACILITIES	AIR FORCE FACILITIES
BEDS OCCUPIED BY DEPENDENTS OF US ACTIVE DUTY MILITARY PERSONNEL	153	68	57	28
ARMY	55	49	5	1
NAVY-MARINE CORPS	47	4	41	2
AIR FORCE	51	15	11	25
BEDS OCCUPIED BY DEPENDENTS OF RETIRED AND DECEASED US MILITARY PERSONNEL	17	9	7	1
ARMY	7	6	1	0
NAVY-MARINE CORPS	6	1	5	0
AIR FORCE	4	2	1	1
BEDS OCCUPIED BY DEPENDENTS OF OTHER UNIFORMED PERSONNEL (PHS, CG, NOAA)	0	0	0	0
BEDS OCCUPIED BY ALL OTHER BENEFICIARIES	22	12	8	2

Prepared by: Washington Headquarters Services
Directorate for Information
Operations and Reports

TABLE 2.1

ADMISSIONS - WORLDWIDE

QUARTER ENDING DECEMBER 31, 1995

FIXED MILITARY MEDICAL FACILITIES	DOD TOTAL	ARMY FACILITIES	NAVY FACILITIES	AIR FORCE FACILITIES
NUMBER OF ADMISSIONS - TOTAL	128,712	57,926	32,760	38,026
ADMISSIONS OF US ACTIVE DUTY UNIFORMED PERSONNEL - TOTAL	37,254	16,225	11,874	9,155
MILITARY - TOTAL	36,752	16,096	11,637	9,019
ARMY	15,060	13,622	451	987
NAVY-MARINE CORPS	12,609	1,210	10,610	789
AIR FORCE	9,083	1,264	576	7,243
OTHER UNIFORMED PERSONNEL (PHS,CG,NOAA) - TOTAL	502	129	237	136
ADMISSIONS OF RETIRED US UNIFORMED PERSONNEL - TOTAL	20,734	9,457	4,339	6,938
ADMISSIONS OF RETIRED MILITARY - TOTAL	20,531	9,397	4,257	6,877
ARMY	8,319	6,331	649	1,339
NAVY-MARINE CORPS	5,026	1,050	2,941	1,035
AIR FORCE	7,186	2,016	667	4,503
ADMISSIONS OF OTHER RETIRED UNIFORMED PERSONNEL (PHS,CG,NOAA) - TOTAL	203	60	82	61

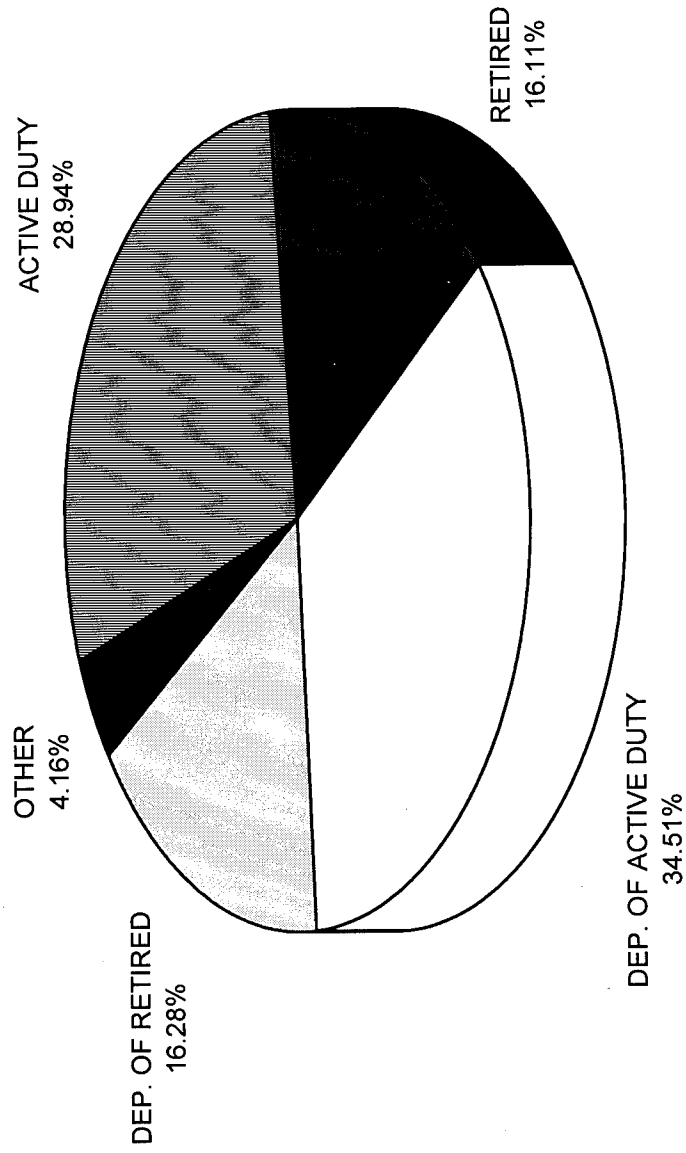
Prepared by: Washington Headquarters Services
Directorate for Information
Operations and Reports

TABLE 2.1
ADMISSIONS - WORLDWIDE
QUARTER ENDING DECEMBER 31, 1995

FIXED MILITARY MEDICAL FACILITIES	DOD TOTAL	ARMY FACILITIES	NAVY FACILITIES	AIR FORCE FACILITIES
ADMISSIONS OF DEPENDENTS OF US ACTIVE DUTY MILITARY PERSONNEL	- TOTAL 44,414	19,954	11,793	12,667
ARMY	17,771	15,865	594	1,312
NAVY-MARINE CORPS	13,623	1,885	10,435	1,303
AIR FORCE	13,020	2,204	764	10,052
ADMISSIONS OF DEPENDENTS OF RETIRED AND DECEASED US MILITARY PERSONNEL	- TOTAL 20,954	9,318	4,046	7,590
ARMY	8,703	6,526	657	1,520
NAVY-MARINE CORPS	4,887	1,002	2,849	1,036
AIR FORCE	7,364	1,790	540	5,034
ADMISSIONS OF DEPENDENTS OF OTHER UNIFORMED MILITARY PERSONNEL	- TOTAL 651	177	279	195
ADMISSIONS OF ALL OTHER BENEFICIARIES	- TOTAL 4,705	2,795	429	1,481

Prepared by: Washington Headquarters Services
Directorate for Information
Operations and Reports

**ADMISSIONS - WORLDWIDE SUMMARY
QUARTER ENDING DECEMBER 31, 1995**



Prepared by: Washington Headquarters Services
Directorate for Information
Operations and Reports

FIGURE 2.1

TABLE 2.2

ADMISSIONS - UNITED STATES

QUARTER ENDING DECEMBER 31, 1995

FIXED MILITARY MEDICAL FACILITIES	DOD TOTAL	ARMY FACILITIES	NAVY FACILITIES	AIR FORCE FACILITIES
NUMBER OF ADMISSIONS - TOTAL	116,628	52,273	28,528	35,827
ADMISSIONS OF US ACTIVE DUTY UNIFORMED PERSONNEL - TOTAL	32,073	13,635	10,194	8,244
MILITARY - TOTAL	31,585	13,507	9,970	8,108
ARMY	12,753	11,471	348	934
NAVY-MARINE CORPS	11,062	1,130	9,209	723
AIR FORCE	7,770	906	413	6,451
OTHER UNIFORMED PERSONNEL (PHS,CG,NOAA) - TOTAL	488	128	224	136
ADMISSIONS OF RETIRED US UNIFORMED PERSONNEL - TOTAL	20,154	9,180	4,114	6,860
ADMISSIONS OF RETIRED MILITARY - TOTAL	19,953	9,122	4,032	6,799
ARMY	8,034	6,128	582	1,324
NAVY-MARINE CORPS	4,886	1,038	2,824	1,024
AIR FORCE	7,033	1,956	626	4,451
ADMISSIONS OF OTHER RETIRED UNIFORMED PERSONNEL (PHS,CG,NOAA) - TOTAL	201	58	82	61

Prepared by: Washington Headquarters Services
 Directorate for Information Operations and Reports

TABLE 2.2
ADMISSIONS - UNITED STATES

QUARTER ENDING DECEMBER 31, 1995

FIXED MILITARY MEDICAL FACILITIES	DOD TOTAL	ARMY FACILITIES	NAVY FACILITIES	AIR FORCE FACILITIES
ADMISSIONS OF DEPENDENTS OF US ACTIVE DUTY MILITARY PERSONNEL - TOTAL	39,148	17,668	9,908	11,572
ARMY	16,039	14,285	491	1,263
NAVY-MARINE CORPS	12,032	1,790	9,005	1,237
AIR FORCE	11,077	1,593	412	9,072
ADMISSIONS OF DEPENDENTS OF RETIRED AND DECEASED US MILITARY PERSONNEL - TOTAL	20,483	9,122	3,815	7,546
ARMY	8,487	6,405	569	1,513
NAVY-MARINE CORPS	4,765	985	2,746	1,034
AIR FORCE	7,231	1,732	500	4,999
ADMISSIONS OF DEPENDENTS OF OTHER UNIFORMED MILITARY PERSONNEL - TOTAL	628	174	259	195
ADMISSIONS OF ALL OTHER BENEFICIARIES - TOTAL	4,142	2,494	238	1,410

Prepared by: Washington Headquarters Services
Directorate for Information
Operations and Reports

TABLE 2.3

ADMISSIONS - OVERSEAS

QUARTER ENDING DECEMBER 31, 1995

FIXED MILITARY MEDICAL FACILITIES	DOD TOTAL	ARMY FACILITIES	NAVY FACILITIES	AIR FORCE FACILITIES
NUMBER OF ADMISSIONS - TOTAL	12,084	5,653	4,232	2,199
ADMISSIONS OF US ACTIVE DUTY UNIFORMED PERSONNEL - TOTAL	5,181	2,590	1,680	911
MILITARY - TOTAL	5,167	2,589	1,667	911
ARMY	2,307	2,151	103	53
NAVY-MARINE CORPS	1,547	80	1,401	66
AIR FORCE	1,313	358	163	792
OTHER UNIFORMED PERSONNEL (PHS, CG, NOAA) - TOTAL	14	1	13	0
ADMISSIONS OF RETIRED US UNIFORMED PERSONNEL - TOTAL	580	277	225	78
ADMISSIONS OF RETIRED MILITARY - TOTAL	578	275	225	78
ARMY	285	203	67	15
NAVY-MARINE CORPS	140	12	117	11
AIR FORCE	153	60	41	52
ADMISSIONS OF OTHER RETIRED UNIFORMED PERSONNEL (PHS, CG, NOAA) - TOTAL	2	2	0	0

Prepared by: Washington Headquarters Services
Directorate for Information
Operations and Reports

TABLE 2.3
ADMISSIONS - OVERSEAS

QUARTER ENDING DECEMBER 31, 1995

FIXED MILITARY MEDICAL FACILITIES	DOD TOTAL	ARMY FACILITIES	NAVY FACILITIES	AIR FORCE FACILITIES
ADMISSIONS OF DEPENDENTS OF US ACTIVE DUTY MILITARY PERSONNEL	- TOTAL 5,266	2,286	1,885	1,095
ARMY	1,732	1,580	103	49
NAVY-MARINE CORPS	1,591	95	1,430	66
AIR FORCE	1,943	611	352	980
ADMISSIONS OF DEPENDENTS OF RETIRED AND DECEASED US MILITARY PERSONNEL	- TOTAL 471	196	231	44
ARMY	216	121	88	7
NAVY-MARINE CORPS	122	17	103	2
AIR FORCE	133	58	40	35
ADMISSIONS OF DEPENDENTS OF OTHER UNIFORMED MILITARY PERSONNEL	- TOTAL 23	3	20	0
ADMISSIONS OF ALL OTHER BENEFICIARIES	- TOTAL 563	301	191	71

Prepared by: Washington Headquarters Services
Directorate for Information
Operations and Reports

TABLE 3.1

OUTPATIENT VISITS AND LIVE BIRTHS - WORLDWIDE

QUARTER ENDING DECEMBER 31, 1995

FIXED MILITARY MEDICAL FACILITIES	DOD TOTAL	ARMY FACILITIES	NAVY FACILITIES	AIR FORCE FACILITIES	
NUMBER OF OUTPATIENT VISITS	- TOTAL	9,109,818	3,815,064	2,511,329	2,783,425
OUTPATIENT VISITS BY US ACTIVE DUTY UNIFORMED PERSONNEL	- TOTAL	3,407,646	1,418,074	1,125,356	864,216
MILITARY	- TOTAL	3,382,181	1,413,879	1,113,199	855,103
ARMY		1,400,588	1,325,563	25,186	49,839
NAVY-MARINE CORPS		1,156,495	46,460	1,070,440	39,595
AIR FORCE		825,098	41,856	17,573	765,669
OTHER UNIFORMED PERSONNEL (PHS,CG,NOAA)	- TOTAL	25,465	4,195	12,157	9,113
OUTPATIENT VISITS BY RETIRED US UNIFORMED PERSONNEL - TOTAL		912,266	376,082	203,915	332,269
OUTPATIENT VISITS BY DEPENDENTS OF US ACTIVE DUTY UNIFORMED PERSONNEL	- TOTAL	3,232,466	1,320,929	852,131	1,059,406
DEPENDENTS OF MILITARY PERSONNEL	- TOTAL	3,197,688	1,312,862	834,688	1,050,138
ARMY		1,244,533	1,129,900	32,596	82,037
NAVY-MARINE CORPS		942,119	90,812	770,597	80,710
AIR FORCE		1,011,036	92,150	31,495	887,391
DEPENDENTS OF OTHER UNIFORMED PERSONNEL (PHS,CG,NOAA)	- TOTAL	34,778	8,067	17,443	9,268

Prepared by: Washington Headquarters Services
Directorate for Information
Operations and Reports

TABLE 3.1

OUTPATIENT VISITS AND LIVE BIRTHS - WORLDWIDE

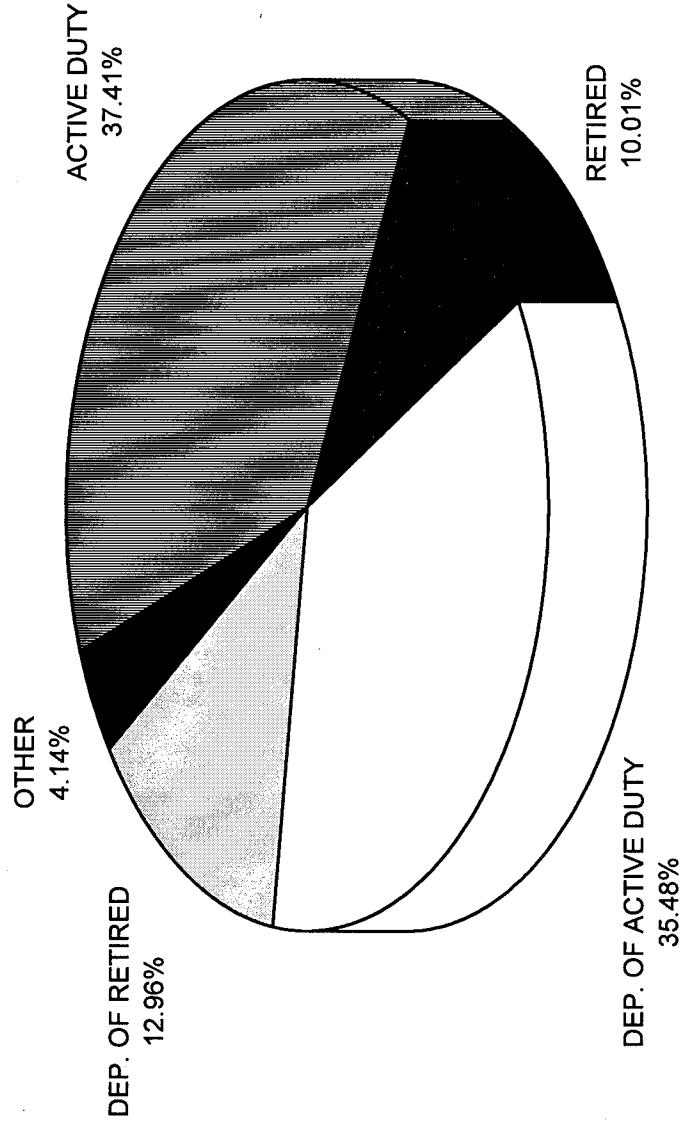
QUARTER ENDING DECEMBER 31, 1995

FIXED MILITARY MEDICAL FACILITIES	DOD TOTAL	ARMY FACILITIES	NAVY FACILITIES	AIR FORCE FACILITIES
OUTPATIENT VISITS BY DEPENDENTS OF RETIRED AND DECEASED US UNIFORMED PERSONNEL	- TOTAL 1,180,481	500,180	228,474	451,827
OUTPATIENT VISITS BY ALL OTHER BENEFICIARIES	- TOTAL 376,959	199,799	101,453	75,707
NUMBER OF LIVE BIRTHS	- TOTAL 15,880	6,511	4,573	4,796

Prepared by: Washington Headquarters Services
Directorate for Information
Operations and Reports

OUTPATIENT VISITS - WORLDWIDE SUMMARY

QUARTER ENDING DECEMBER 31, 1995



Prepared by: Washington Headquarters Services
Directorate for Information
Operations and Reports

FIGURE 3.1

TABLE 3.2

OUTPATIENT VISITS AND LIVE BIRTHS - UNITED STATES

QUARTER ENDING DECEMBER 31, 1995

FIXED MILITARY MEDICAL FACILITIES	DOD TOTAL	ARMY FACILITIES	NAVY FACILITIES	AIR FORCE FACILITIES
NUMBER OF OUTPATIENT VISITS	- TOTAL	3,334,566	2,192,188	2,534,197
OUTPATIENT VISITS BY US ACTIVE DUTY UNIFORMED PERSONNEL	- TOTAL	1,187,508	983,631	758,775
MILITARY	- TOTAL	1,183,325	972,270	750,104
ARMY	1,173,022	1,107,443	20,764	44,815
NAVY-MARINE CORPS	1,018,406	43,779	940,109	34,518
AIR FORCE	714,271	32,103	11,397	670,771
OTHER UNIFORMED PERSONNEL (PHS, CG, NOAA)	- TOTAL	4,183	11,361	8,671
OUTPATIENT VISITS BY RETIRED US UNIFORMED PERSONNEL	- TOTAL	362,518	195,062	327,370
OUTPATIENT VISITS BY DEPENDENTS OF US ACTIVE DUTY UNIFORMED PERSONNEL	- TOTAL	1,126,915	712,757	931,301
DEPENDENTS OF MILITARY PERSONNEL	- TOTAL	1,118,876	696,591	922,511
ARMY	1,062,625	960,558	26,796	75,271
NAVY-MARINE CORPS	811,726	86,526	651,468	73,732
AIR FORCE	863,627	71,792	18,327	773,508
DEPENDENTS OF OTHER UNIFORMED PERSONNEL (PHS, CG, NOAA)	- TOTAL	8,039	16,166	8,790

Prepared by: Washington Headquarters Services
Directorate for Information
Operations and Reports

TABLE 3.2

OUTPATIENT VISITS AND LIVE BIRTHS - UNITED STATES

QUARTER ENDING DECEMBER 31, 1995

FIXED MILITARY MEDICAL FACILITIES	DOD TOTAL	ARMY FACILITIES	NAVY FACILITIES	AIR FORCE FACILITIES
OUTPATIENT VISITS BY DEPENDENTS OF RETIRED AND DECEASED US UNIFORMED PERSONNEL - TOTAL	1,156,585	489,972	218,834	447,779
OUTPATIENT VISITS BY ALL OTHER BENEFICIARIES - TOTAL	318,529	167,653	81,904	68,972
NUMBER OF LIVE BIRTHS - TOTAL	13,900	5,725	3,742	4,433

Prepared by: Washington Headquarters Services
Directorate for Information
Operations and Reports

TABLE 3.3
OUTPATIENT VISITS AND LIVE BIRTHS - OVERSEAS

QUARTER ENDING DECEMBER 31, 1995

FIXED MILITARY MEDICAL FACILITIES	DOD TOTAL	ARMY FACILITIES	NAVY FACILITIES	AIR FORCE FACILITIES
NUMBER OF OUTPATIENT VISITS - TOTAL	1,048,867	480,498	319,141	249,228
OUTPATIENT VISITS BY US ACTIVE DUTY UNIFORMED PERSONNEL - TOTAL	477,732	230,566	141,725	105,441
MILITARY - TOTAL	476,482	230,554	140,929	104,999
ARMY	227,566	218,120	4,422	5,024
NAVY-MARINE CORPS	138,089	2,681	130,331	5,077
AIR FORCE	110,827	9,753	6,176	94,898
OTHER UNIFORMED PERSONNEL (PHS,CG,NOAA) - TOTAL	1,250	12	796	442
OUTPATIENT VISITS BY RETIRED US UNIFORMED PERSONNEL - TOTAL	27,316	13,564	8,853	4,899
OUTPATIENT VISITS BY DEPENDENTS OF US ACTIVE DUTY UNIFORMED PERSONNEL - TOTAL	461,493	194,014	139,374	128,105
DEPENDENTS OF MILITARY PERSONNEL - TOTAL	459,710	193,986	138,097	127,627
ARMY	181,908	169,342	5,800	6,766
NAVY-MARINE CORPS	130,393	4,286	119,129	6,978
AIR FORCE	147,409	20,358	13,168	113,883
DEPENDENTS OF OTHER UNIFORMED PERSONNEL (PHS,CG,NOAA) - TOTAL	1,783	28	1,277	478

Prepared by: Washington Headquarters Services
Directorate for Information
Operations and Reports

**TABLE 3.3
OUTPATIENT VISITS AND LIVE BIRTHS - OVERSEAS**

QUARTER ENDING DECEMBER 31, 1995

FIXED MILITARY MEDICAL FACILITIES	DOD TOTAL	ARMY FACILITIES	NAVY FACILITIES	AIR FORCE FACILITIES
OUTPATIENT VISITS BY DEPENDENTS OF RETIRED AND DECEASED US UNIFORMED PERSONNEL - TOTAL	23,896	10,208	9,640	4,048
OUTPATIENT VISITS BY ALL OTHER BENEFICIARIES - TOTAL	58,430	32,146	19,549	6,735
NUMBER OF LIVE BIRTHS - TOTAL	1,980	786	831	363

Prepared by: Washington Headquarters Services
Directorate for Information
Operations and Reports

GLOSSARY

Admission. An act of placing an individual under treatment or observation in a hospital. The day of admission is the day on which the hospital makes a formal acceptance of the patient who is to be provided with room, board, and continuous nursing service in the area of the hospital where patients normally stay at least overnight. While the admission of a newborn is deemed to occur at time of birth, these neonates are reported separately and excluded from the admission data.

Average Daily Patient Load (ADPL). Average number of inpatients in the hospital and receiving care each day during a reported period. Included are patients on pass or liberty not in excess of 72 hours and patients admitted and discharged on the same day. Excluded are newborns, patients on convalescent leave, and patients authorized to subside out. ADPL is calculated by dividing the number of occupied bed days during the period by the total number of days in the reported period.

Bassinets Day. A day spent in the newborn nursery by a healthy infant. This excludes days spent by infants in equipment referred to as a bassinet on any pediatric nursing unit, pediatric intensive care unit, or other nursing unit.

Live Births. The complete expulsion or extraction from a mother of a product of conception, irrespective of the duration of pregnancy, which, after such separation, breathes or shows any other evidence of life such as heartbeat, umbilical cord pulsation, or definite movement of voluntary muscles, whether or not the umbilical cord has been cut or the placenta is attached. Heartbeats are to be distinguished from transient cardiac contractors; respirations are to be distinguished from fleeting respiratory efforts or gasps.

Operating Bed. Accommodation in a functioning medical treatment facility that is currently set up and ready in all respects for the care of a patient. It must include supporting space, equipment, medical material, ancillary and support services, and staff to operate under normal circumstances. Excluded are transient patient beds, bassinets, incubators, labor beds, and recovery beds.

Outpatient Visit. A hospital program for the performance of elective surgical procedures on patients who are not admitted to the hospital as inpatients.