


United States Air Force

**611th Air Support Group
611th Civil Engineer Squadron**

**Tin City
Long Range Radar Station, Alaska**

DISTRIBUTION STATEMENT A

**Approved for public release;
Distribution Unlimited**

Final Remedial Investigation/Feasibility Study


Volume II

April 30, 1996

19960522 007

DTRC QUALITY INSPECTED 1

DISCLAIMER NOTICE



THIS DOCUMENT IS BEST QUALITY AVAILABLE. THE COPY FURNISHED TO DTIC CONTAINED A SIGNIFICANT NUMBER OF PAGES WHICH DO NOT REPRODUCE LEGIBLY.

Tin City
Long Range Radar Station, Alaska
Draft Remedial Investigation/Feasibility Study
Volume II
April 30, 1996

Prepared for
611th Civil Engineer Squadron
Environmental Management Flight
Elmendorf Air Force Base, Alaska

Prepared by
EA Engineering, Science, and Technology, Inc.
and
Montgomery Watson Americas
Contract F41624-94-8052-0010

Appendix D

Field Data



MONTGOMERY WATSON

SURFACE SOIL/SEDIMENT FIELD NOTE FORM
TIN CITY LRRS

SURFACE SOIL

SEDIMENT

Sample ID: 95TC B 001 SD
 Depth: Sediment 0-0.1
 Date: 7-13-95
 Time: 1330
 Temperature: 45.0 F
 Weather: cldy

Physical Description: (color, size, stained soil, etc.)
slip, mucky color, seep

Field Team: BGM
 Sampler:

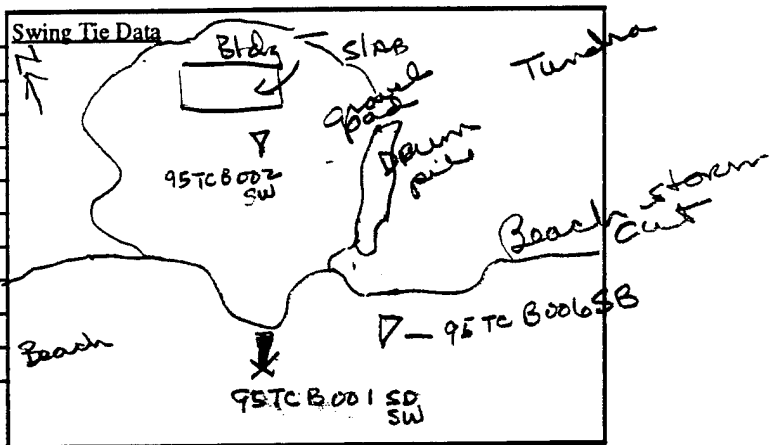


Photo: Roll # _____ Frame # _____

SHIPPING INFORMATION

Chain-of-Custody Number: _____
 Custody Seal Number: _____
 Date Shipped: _____
 Shipped Via: Fed Ex
 Laboratory Notified: _____ Initials _____ Phone _____ BGM Fax _____ Date/Time _____

COMMENTS/PROBLEMS: very little seep occurring -
collection of SW difficult

7/19 Back at site - seep was dry



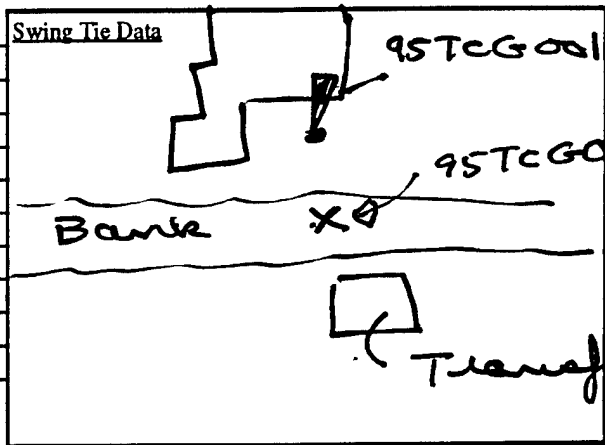
MONTGOMERY WATSON

SURFACE SOIL/SEDIMENT FIELD NOTE FORM
TIN CITY LRRS

SURFACE SOIL

SEDIMENT

Sample ID: 95TCG001SS
Depth: 0.5'
Date: 7-17-95
Time: 1830
Temperature: 40°F
Weather: foggy



Physical Description: (color, size, stained soil, etc.)
sand gravel, black

Field Team: Begm
Sampler: Begm

Photo: Roll # _____ Frame # _____

SHIPPING INFORMATION

Chain-of-Custody Number: 07
Custody Seal Number: N/A
Date Shipped: _____
Shipped Via: _____
Laboratory Notified: _____ Initials _____ Phone _____ Fax _____ Date/Time _____

COMMENTS/PROBLEMS: Bank/Dro
stained soil down gradient from lower tran



MONTGOMERY WATSON

SURFACE SOIL/SEDIMENT FIELD NOTE FORM
TIN CITY LRRS

SURFACE SOIL

WIRES

SEDIMENT

Sample ID: 95TCH001WI

Depth: Surface

Date: 7/11/95

Time: 11:00

Temperature: 45°F

Weather: Overcast

Physical Description: (color, size, stained soil, etc.)

stained concrete slab directly adjacent
to two transformer Conduit Casings

Field Team: Doug Quist, John DeGang

Sampler: Doug Quist

Swing Tie Data

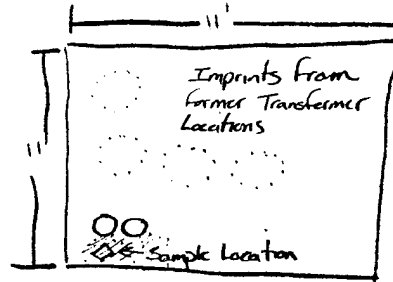


Photo: Roll #

Frame #

SHIPPING INFORMATION

Chain-of-Custody Number: _____

Custody Seal Number: _____

Date Shipped: _____

Shipped Via: _____

Laboratory Notified: _____

Initials

Phone

Fax

Date/Time

COMMENTS/PROBLEMS: _____



MONTGOMERY WATSON

SURFACE SOIL/SEDIMENT FIELD NOTE FORM
TIN CITY LRRS

SURFACE SOIL

WIPE

SEDIMENT

Sample ID: 95CH003NE

Depth: Surface

Date: 7/11/95

Time: 11:20

Temperature: 45°F

Weather: Overcast

Physical Description: (color, size, stained soil, etc.)

No Visible Staining

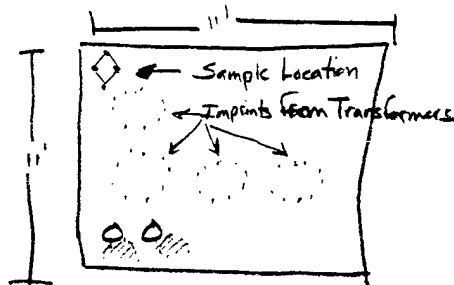
Field Team: Douglas Quist, John DeGeorge

Sampler: Douglas Quist

Photo: Roll #

Frame #

Swing Tie Data



SHIPPING INFORMATION

Chain-of-Custody Number: _____

Custody Seal Number: _____

Date Shipped: _____

Shipped Via: _____

Laboratory Notified: _____ Initials _____ Phone _____ Fax _____ Date/Time _____

COMMENTS/PROBLEMS: _____



MONTGOMERY WATSON

SURFACE SOIL/SEDIMENT FIELD NOTE FORM
TIN CITY LRRS

SURFACE SOIL

WIRE

SEDIMENT

Sample ID: 95TCH0027N1

Depth: Surface


Date: 7/11/95

Time: 11:10

Temperature: 45°F

Weather: Overcast

Swing Tie Data



Physical Description: (color, size, stained soil, etc.)

Stained Concrete Slab directly adjacent to two transformer conduit casings

Field Team: Doug Quist, John DeGeorge

Sampler: Douglas Quist

Photo: Roll #

Frame #

SHIPPING INFORMATION

Chain-of-Custody Number: _____

Custody Seal Number: _____

Date Shipped: _____

Shipped Via: _____

Laboratory Notified: _____ Initials _____ Phone _____ Fax _____ Date/Time _____

COMMENTS/PROBLEMS: _____



MONTGOMERY WATSON

SURFACE SOIL/SEDIMENT FIELD NOTE FORM
TIN CITY LRRS

SURFACE SOIL

SEDIMENT

Sample ID: 95TCH00155

Depth: 0.5 Feet

Date: 7/11/95

Time: 11:30

Temperature: 45° F

Weather: Overcast

Physical Description: (color, size, stained soil, etc.)

Slightly distressed Vegetation /
Gravel Pad

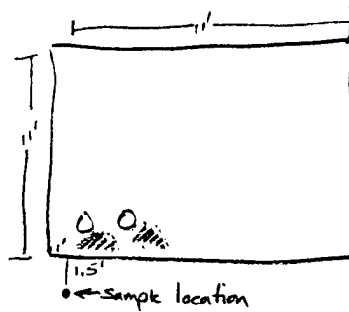
Field Team: Douglas Gust, John DeGeorge

Sampler: Douglas Gust

Photo: Roll #

Frame #

Swing Tie Data



SHIPPING INFORMATION

Chain-of-Custody Number: _____

Custody Seal Number: _____

Date Shipped: _____

Shipped Via: _____

Laboratory Notified: _____ Initials _____ Phone _____ Fax _____ Date/Time

COMMENTS/PROBLEMS:



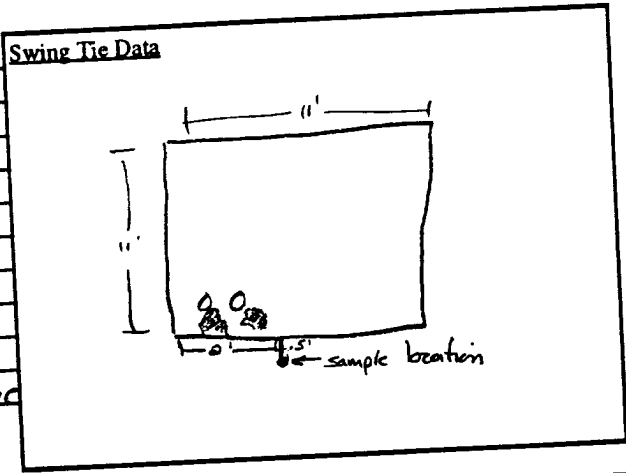
MONTGOMERY WATSON

SURFACE SOIL/SEDIMENT FIELD NOTE FORM
TIN CITY LRRS

SURFACE SOIL

SEDIMENT

Sample ID: 95TCH00255
Depth: .5 Feet
Date: 7/11/95
Time: 1140
Temperature: 45°E
Weather: Overcast



Physical Description: (color, size, stained soil, etc.)
Slightly distressed vegetation /
Gravel Pad
Field Team: Douglas Quist John Dehner
Sampler: Douglas Quist

Photo: Roll # _____ Frame # _____

SHIPPING INFORMATION

Chain-of-Custody Number: _____
Custody Seal Number: _____
Date Shipped: _____
Shipped Via: _____
Laboratory Notified: _____ Initials _____ Phone _____ Fax _____ Date/Time _____

COMMENTS/PROBLEMS: _____



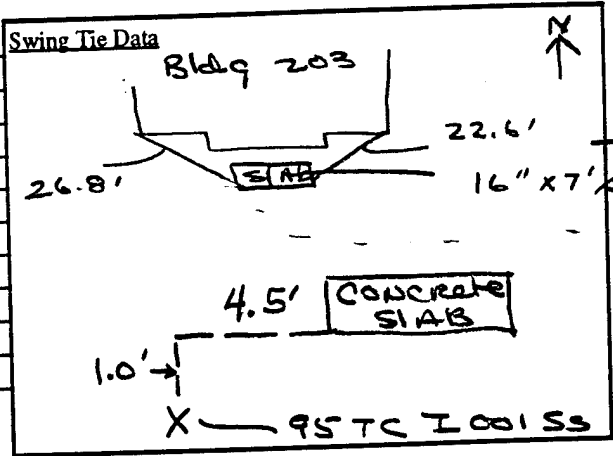
MONTGOMERY WATSON

SURFACE SOIL/SEDIMENT FIELD NOTE FORM
TIN CITY LRRS

SURFACE SOIL

SEDIMENT

Sample ID: 95TC I 001 SS
Depth: 0-0.5'
Date: 7-12-95
Time: 930
Temperature: 45
Weather: fog



AWK RACK
slabs

Physical Description: (color, size, stained soil, etc.)
Dr. Brown, sand w/ fines
MOIST
Field Team: DQ / BGM / JD
Sampler: DQ

Photo: Roll # _____ Frame # _____

SHIPPING INFORMATION

Chain-of-Custody Number: 01
Custody Seal Number: _____
Date Shipped: 7-12-95
Shipped Via: FedEx
Laboratory Notified: _____ Initials _____ Phone _____ Fax _____ Date/Time _____

COMMENTS/PROBLEMS: NO STAINING, NO odor

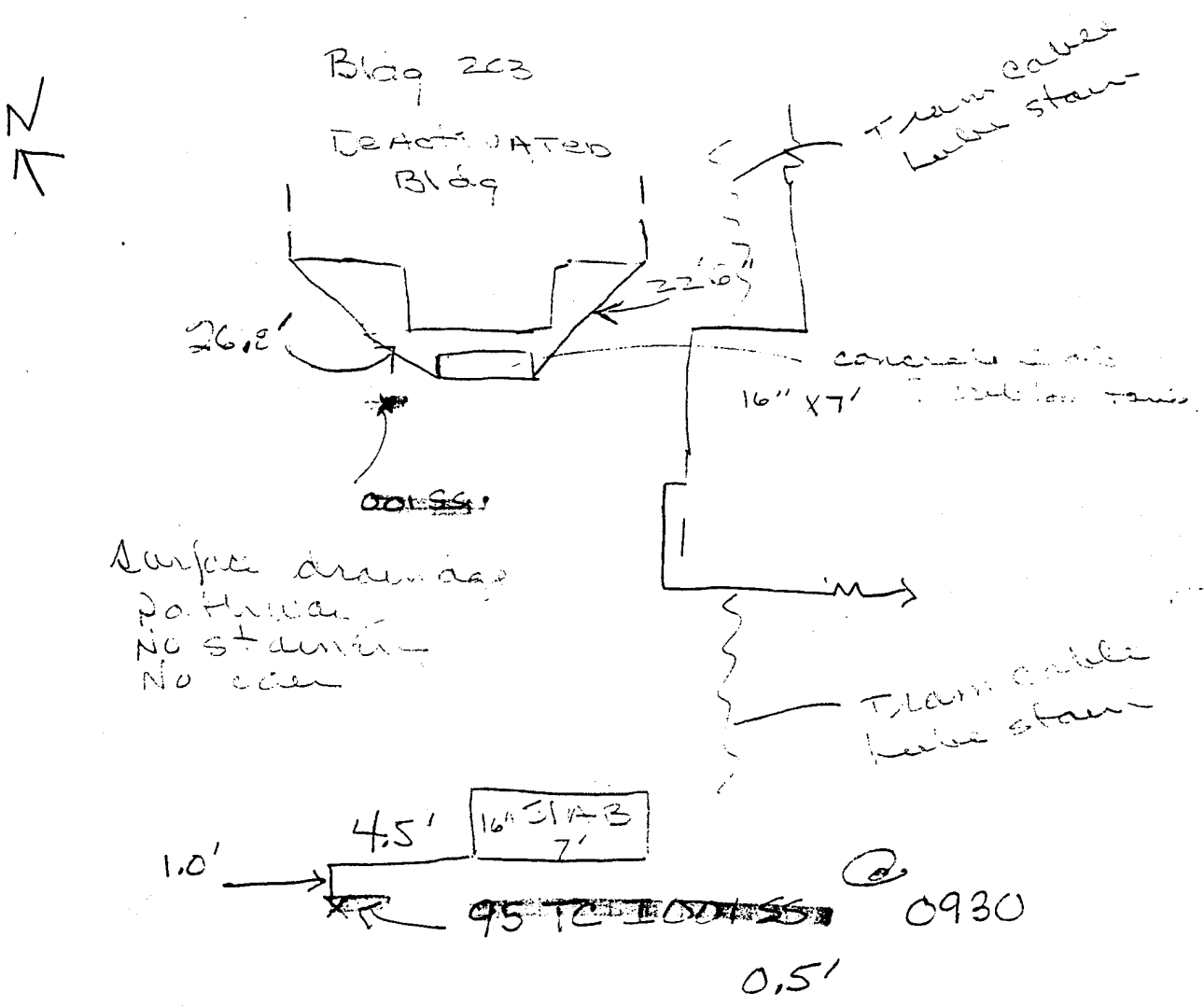


MONTGOMERY WATSON

BY Bern DATE 7/11/95 CLIENT EA SHEET _____ OF _____
CHKD. BY _____ DESCRIPTION Top Camp JOB NO. _____

~~95 TC II 001 SS~~

Top Camp



Only staining from Tram Cable Lube
< 1% veg. on Top



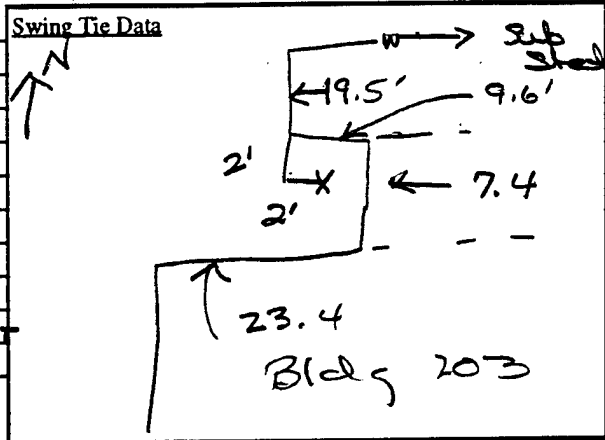
MONTGOMERY WATSON

SURFACE SOIL/SEDIMENT FIELD NOTE FORM
TIN CITY LRRS

SURFACE SOIL

SEDIMENT

Sample ID: Q5TC I 002 SS
Depth: 0-0.5'
Date: 7-12-95
Time: 1000
Temperature: 450 F
Weather: foggy



Physical Description: (color, size, stained soil, etc.)
well graded gravel w/ sand
trace silt, Dark Brown, moist
Field Team: DQ/JD/Bgm
Sampler: JD

Photo: Roll # 3 Frame # 10

SHIPPING INFORMATION

Chain-of-Custody Number: 01
Custody Seal Number: _____
Date Shipped: 7-12-95
Shipped Via: _____
Laboratory Notified: _____ Initials _____ Phone _____ Fax _____ Date/Time _____

COMMENTS/PROBLEMS: _____




MONTGOMERY WATSON

BY _____ DATE _____ CLIENT _____ SHEET _____ OF _____
CHKD. BY _____ DESCRIPTION _____ JOB NO. _____

95 TC I 002 SS @ 1000

2K



95TC I 002 SS

@ 1000



MONTGOMERY WATSON

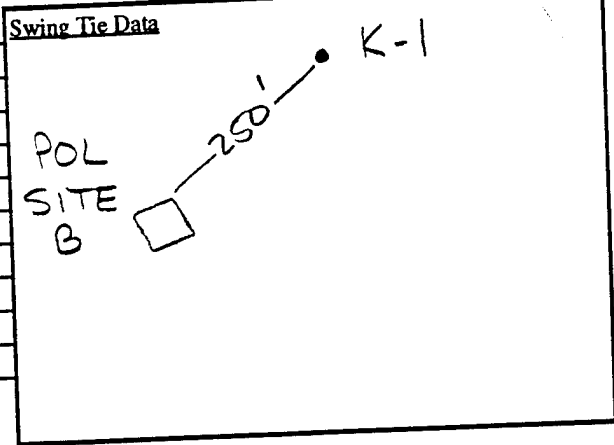
SURFACE SOIL/SEDIMENT FIELD NOTE FORM
TIN CITY LRRS

SURFACE SOIL

SEDIMENT

95 TC K001 SS

Sample ID: K-1 (Tundra Mat)
Depth: 0.5 foot
Date: 7-19-95
Time: 1400
Temperature: ~ 50°
Weather: Overcast



Physical Description: (color, size, stained soil, etc.)
Orange color, moist, leafy,
some roots
Field Team: JD
Sampler: John DeGeorge

Photo: Roll # _____ Frame # _____

SHIPPING INFORMATION

Chain-of-Custody Number: _____
Custody Seal Number: _____
Date Shipped: _____
Shipped Via: _____
Laboratory Notified: _____ Initials _____ Phone _____ Fax _____ Date/Time _____

COMMENTS/PROBLEMS: Sample was collected by carefully
digging up a 1'x1' mat of green tundra in an assumed
non-contaminated area. The sample of tundra was taken
from below the top mat, in an area not exposed to the
surface, but not of roots. See below:



Top mat replaced after sampling to leave minimum impact.



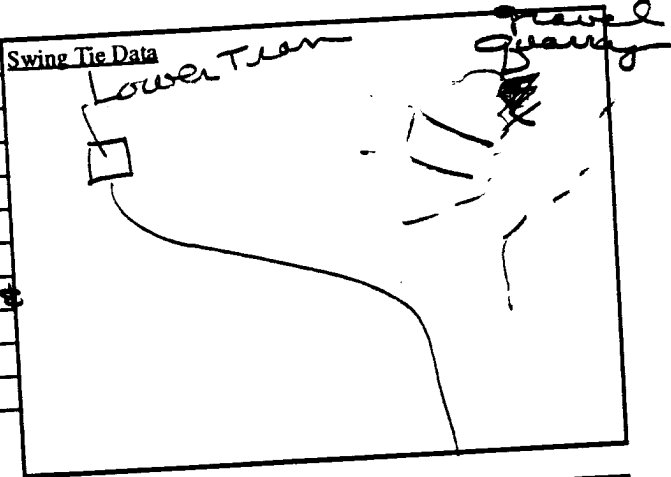
MONTGOMERY WATSON

SURFACE SOIL/SEDIMENT FIELD NOTE FORM
TIN CITY LRRS

SURFACE SOIL
Bkg

SEDIMENT

Sample ID: 95TC K 002 SS
Depth: 0.5
Date: 7-13-95
Time: 1815
Temperature: 450 F
Weather: foggy



Physical Description: (color, size, stained soil, etc.) same as
gravel w/ some fines
red & yellow
Field Team: Bgm / Da
Sampler: Dq

Photo: Roll # _____ Frame # _____

SHIPPING INFORMATION

Chain-of-Custody Number: _____
Custody Seal Number: _____
Date Shipped: _____
Shipped Via: _____
Laboratory Notified: _____ Initials _____ Phone _____ Fax _____ Date/Time _____

COMMENTS/PROBLEMS: Source of MOST fill on site



MONTGOMERY WATSON

SURFACE SOIL/SEDIMENT FIELD NOTE FORM
TIN CITY LRRS

SURFACE SOIL

SEDIMENT

975 TC K003SS

Sample ID: K-3 (Peat)
Depth: 2'
Date: 7-19-95
Time: 1420
Temperature: ~50°
Weather: Overcast

Physical Description: (color, size, stained soil, etc.)

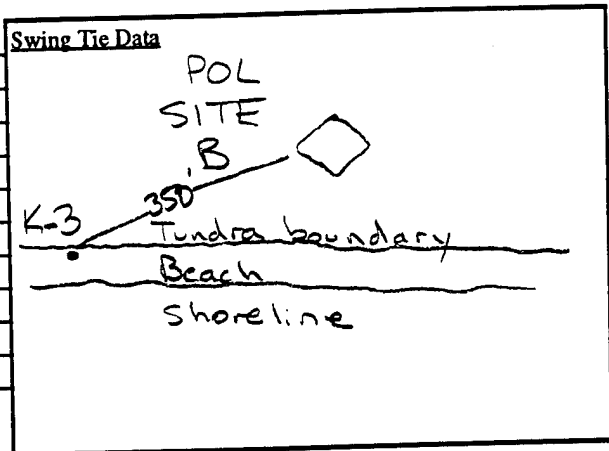
Dark brown, peat, moist

Field Team: JD

Sampler: John DeGeorge

Photo: Roll #

Frame #



SHIPPING INFORMATION

Chain-of-Custody Number: _____

Custody Seal Number: _____

Date Shipped: _____

Shipped Via: _____

Laboratory Notified: _____

Initials

Phone

Fax

Date/Time

COMMENTS/PROBLEMS:

Peat was found to be outcropping in cross section of tundra and near surface sediments along the beach. Sample was collected in an assumed non-contaminated area, in a 1-foot thick layer of peat located approximately 2-3 feet below the surface (tundra).



MONTGOMERY WATSON

A003

Former Transformer Bldg.

SURFACE SOIL/SEDIMENT FIELD NOTE FORM
TIN CITY LRRS

SURFACE SOIL

SEDIMENT

95 TC N 002 SS

95 TC N 001 SS

Sample ID:

Depth:

Date:

Time

Temperature:

Weather:

0-05'

7-13-95

1530

450 F

cloudy - wet

Physical Description: (color, size, stained soil, etc.)

Sandy soil, stained

Field Team:

Sampler:

Begm / DQ

Swing Tie Data

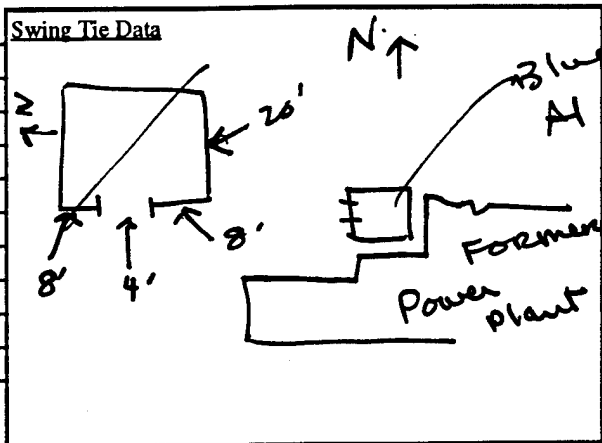


Photo: Roll #

Frame #

SHIPPING INFORMATION

Chain-of-Custody Number:

Custody Seal Number:

Date Shipped:

Shipped Via:

Laboratory Notified:

Initials

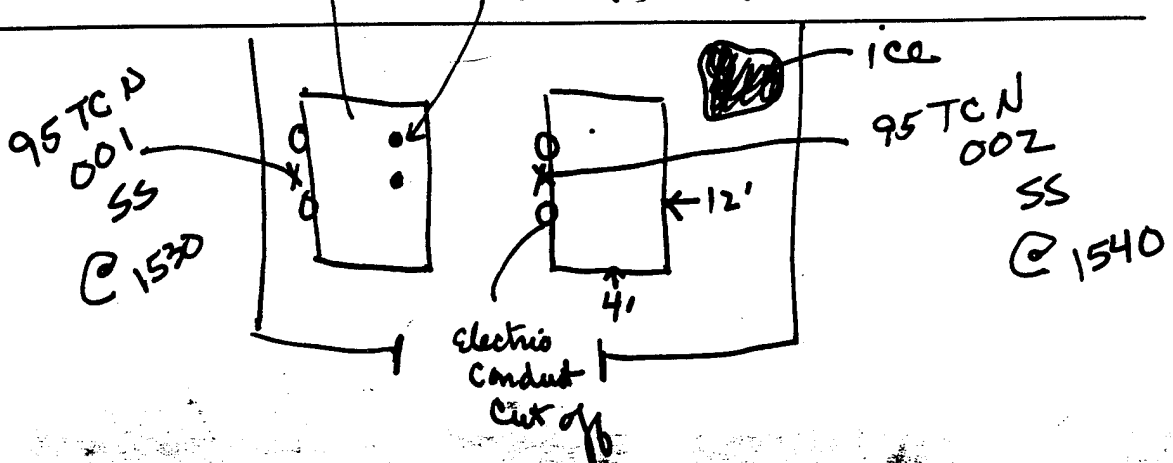
Phone

Fax

Date/Time

COMMENTS/PROBLEMS:

Dirt floor w/ 2 - cement slabs
inside - electric boxes on E wall
Transformer pads -
Cement stained slightly > 1 ft'



A-003



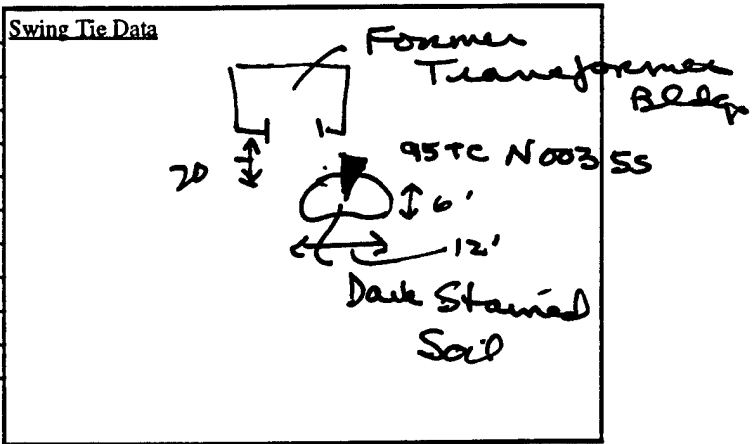
MONTGOMERY WATSON

SURFACE SOIL/SEDIMENT FIELD NOTE FORM
TIN CITY LRRS

SURFACE SOIL

SEDIMENT

Sample ID: 95 TC N 003 SS
Depth: 0.2'
Date: 7-12-95
Time: 1700
Temperature: 45°
Weather: cldy - .



Physical Description: (color, size, stained soil, etc.)

Sandy soil w/ gravel

Field Team: Begm/DP
Sampler:

Photo: Roll #

Frame #

SHIPPING INFORMATION

Chain-of-Custody Number: _____
Custody Seal Number: _____
Date Shipped: _____
Shipped Via: _____
Laboratory Notified: _____ Initials _____ Phone _____ Fax _____ Date/Time _____

COMMENTS/PROBLEMS:

Blue Bag - stained soil
outside Former Transformer Bag.

Tun City

Beach Resampled 7/19

LANDFILL: <u>Pond</u>	STATION: <u>A-2</u>	DATE: <u>7/19</u>
SAMPLE TYPE: <u>grab</u>	FIELD CREW: <u>Sam/DQ</u>	START TIME: <u>1800</u>
WEATHER: SKY: <u>Clear</u>	PRECIP: <u>0</u>	WIND: <u>< 10 km</u>

AIR TEMP: 50°F

GROUNDWATER SAMPLING

Well Condition: _____

Casing Ht. Above Ground: _____ (FT.) Diameter: _____ in.

Well Depth: _____ ft. BTOC (Meas./Rec.) Static Water Level: _____ ft. BTOC

Distance Bwt. PVC and Steel Casing _____ (Ft.)

PURGE VOLUME: $3 \times 7.48 \times (\text{dia.}/24)^2 \times 3.14 \times (\text{Depth}-\text{W. L.}) =$ _____ gal.

PURGING METHOD	Gallons	Time	Temperature °C	E.C. (µmhos/cm)*	pH*
Bailer	_____	_____	_____	_____	_____
Ded. Pump	_____	_____	_____	_____	_____
Suction Pump	_____	_____	_____	_____	_____
(other)	_____	_____	_____	_____	_____

* TEMP. CORRECTED @ 25C

SURFACE WATER / LEACHATE SAMPLING


95 TC A 002 SW/SD

Channel Depth: <u>6.5'</u>	Width: _____	Velocity: _____	Flow: _____ cfs (Est./Meas.)
Start Temp: <u>15.5</u>	E.C. * <u>122.66</u>	pH* <u>8.37</u>	Redox (mV): <u>DO 80 TDS 61.2</u>
End Temp: _____	E.C. * _____	pH* _____	Redox (mV): _____

SAMPLE COLLECTION

Method: <u>grab</u>		Appearance: <u>clear, NO SCREEN</u>			
Analyte	Time	Analyte	Time	Analyte	Time
VOA (8240)	<u>1810</u>	NO3/NO2	_____	Alkalinity	_____
TOC	<u>DRO</u>	NH3	_____	Cl-	_____
Phenol	<u>gro</u>	TKN	_____	Sulfate	_____
BNA(625)	<u>VOC</u>	Total P	_____	TDS	_____
Pest/PCB(608)	<u>PCB/Pest</u>	Ortho- P	_____	Turbidity	_____
COD	<u>SJOC</u>	Metals **	_____	TSS	_____
BOD insol	<u>Metals+</u>	CN	_____	Caion	_____
BOD soluble	<u>mercury</u>	Cf+6	_____	Fec. Coliform	_____

COMMENTS:



LANDFILL: Tin City STATION: 45 TC B 002 SW DATE: 7-13
 SAMPLE TYPE: grab FIELD CREW: Agm/De START TIME: 1450
 WEATHER: SKY: cldy PRECIP: 0 WIND: _____
 AIR TEMP: 45°F

GROUNDWATER SAMPLING

Well Condition: _____
 Casing Ht. Above Ground: _____ (FT.) Diameter: _____ in.
 Well Depth: _____ ft. BTOC (Meas./Rec.) Static Water Level: _____ ft. BTOC
 Distance Bwt. PVC and Steel Casing _____ (Ft.)

PURGE VOLUME: $3 \times 7.48 \times (\text{dia.}/24)^2 \times 3.14 \times (\text{Depth-W. L.}) =$ _____ gal.

PURGING METHOD	Gallons	Time	Temperature °C	E.C. (µmhos/cm)*	pH*
Bailer	_____	_____	_____	_____	_____
Ded. Pump	_____	_____	_____	_____	_____
Suction Pump	_____	_____	_____	_____	_____
(other)	_____	_____	_____	_____	_____

* TEMP. CORRECTED @ 25C

SURFACE WATER / LEACHATE SAMPLING

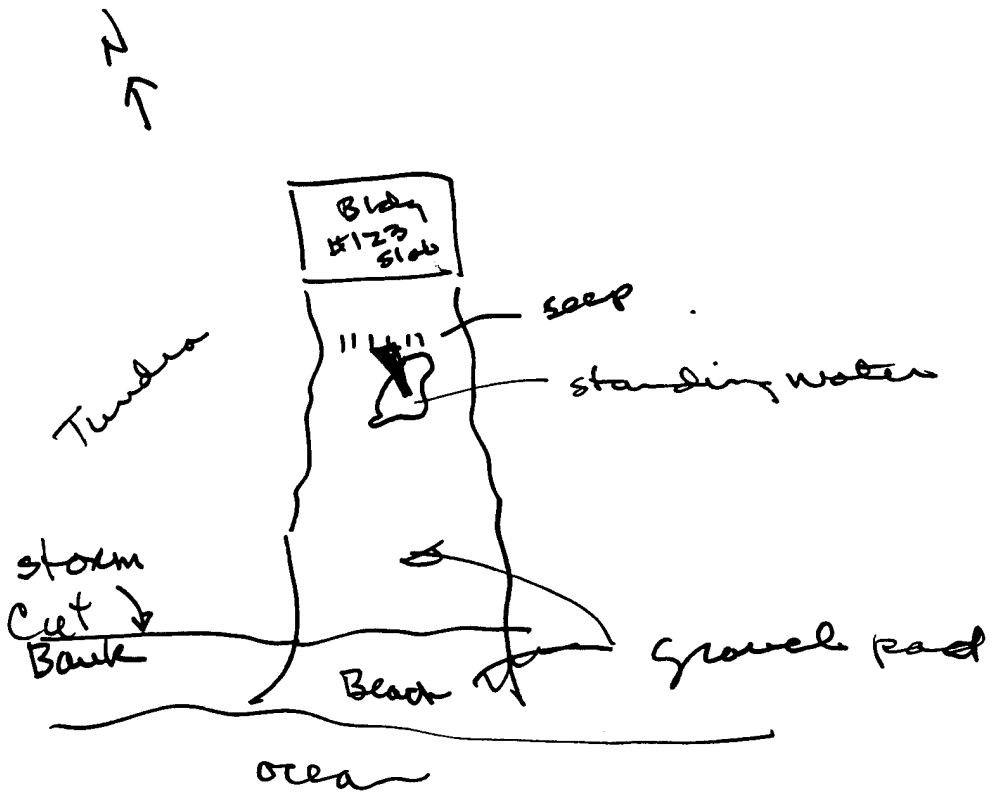
Channel Depth: .6' Width: _____ Velocity: _____ Flow: _____ cfs (Est./Meas.)
 Start Temp: 12.7 °C E.C.: 574 pH*: 8.05 Redox eH): 8.2
 End Temp: _____ E.C.: * _____ pH* _____ Redox eH): _____

SAMPLE COLLECTION

Method: _____ Appearance: green - rusty -

Analyte	Time	Analyte	Time	Analyte	Time
VOA (8240)	_____	NO3/NO2	<u>Retx 1500</u>	Alkalinity	_____
TOC	_____	NH3	<u>500</u>	Cl-	_____
Phenol	_____	TKN	<u>500</u>	Sulfate	_____
BNA(625)	_____	Total P	<u>DR0</u>	TDS	_____
Pest/PCB(608)	_____	Ortho- P	_____	Turbidity	_____
COD	_____	Metals *Lead	<u>✓ 1500</u>	TSS	_____
BOD insol	_____	CN	_____	Cation	_____
BOD soluble	_____	Cr+6	_____	Fec. Coliform	_____

COMMENTS: No flow day of collection, observed slight flow 7/11
DO / pH cal ec



LANDFILL: Turkey STATION: 95TCJ001 SW/SB DATE: 7-12-95
 SAMPLE TYPE: grab FIELD CREW: BGM START TIME: 1515
 WEATHER: SKY: clear PRECIP: _____ WIND: _____

AIR TEMP: 45 °F

GROUNDWATER SAMPLING

Well Condition: _____
 Casing Ht. Above Ground: _____ (FT.) Diameter: _____ in.
 Well Depth: _____ ft. BTOC (Meas./Rec.) Static Water Level: _____ ft. BTOC
 Distance Bwt. PVC and Steel Casing _____ (Ft.)

PURGE VOLUME: $3 \times 7.48 \times (\text{dia.}/24)^2 \times 3.14 \times (\text{Depth-W. L.}) =$ _____ gal.

PURGING:	Gallons	Time	Temperature °C	E.C. (µmhos/cm)*	pH*
METHOD	_____	_____	_____	_____	_____
Bailer	_____	_____	_____	_____	_____
Ded. Pump	_____	_____	_____	_____	_____
Suction Pump	_____	_____	_____	_____	_____
(other)	_____	_____	_____	_____	_____

* TEMP. CORRECTED @ 25C

Collected @ 0.5'

SURFACE WATER / LEACHATE SAMPLING

Channel Depth: N/A Width: _____ Velocity: 0 Flow: 0 cfs (Est./Meas.)
 Start Temp: 19.4 E.C. * 716 pH* 6.55 Redox eH: SD 141
 End Temp: N/A E.C. * N/A pH* N/A Redox eH: NA

SAMPLE COLLECTION Sw 1530 / SD 1545

Method:	Appearance:				
Analyte	Time	Analyte	Time	Analyte	Time
VOA (8240)	<u>Dec</u>	NO3/NO2	<u>+ RPA for SD</u>	Alkalinity	_____
TOC	<u>Beta</u>	NH3	_____	Cl-	_____
Phenol	<u>SWOC</u>	TKN	_____	Sulfate	_____
BNA(625)	<u>gro</u>	Total P	_____	TDS	_____
Pest/PCB(608)	<u>Plot/RCS</u>	Ortho- P	_____	Turbidity	_____
COD	_____	Metals **	_____	TSS	_____
BOD insol	_____	CN	_____	Cation	_____
BOD soluble	_____	Cr+6	_____	Fec. Coliform	_____

COMMENTS: standing seep water from pad -
3' SW of 95TCJ 008 SB
rust colored sediment

LANDFILL: Tim City STATION: 95TGJ00250/sw DATE: 7/12/95
 SAMPLE TYPE: Grab FIELD CREW: Dg/Bgn START TIME: 1550
 WEATHER: SKY: clear PRECIP: 0 WIND: 10-15 km
 AIR TEMP: 50°F

GROUNDWATER SAMPLING

Well Condition: _____
 Casing Ht. Above Ground: _____ (FT.) Diameter: _____ in.
 Well Depth: _____ ft. BTOC (Meas./Rec.) Static Water Level: _____ ft. BTOC
 Distance Bwt. PVC and Steel Casing _____ (Ft.)

PURGE VOLUME: $3 \times 7.48 \times (\text{dia.}/24)^2 \times 3.14 \times (\text{Depth-W. L.}) =$ _____ gal.

PURGING:	Gallons	Time	Temperature °C	E.C. (µmhos/cm)*	pH*
METHOD	_____	_____	_____	_____	_____
Bailer	_____	_____	_____	_____	_____
Ded. Pump	_____	_____	_____	_____	_____
Suction Pump	_____	_____	_____	_____	_____
(other)	_____	_____	_____	_____	_____

* TEMP. CORRECTED @ 25C

SURFACE WATER / LEACHATE SAMPLING

Channel Depth: 1.0 Width: 3.5 Velocity: N/A Flow: .0191 m³/s (Est./Meas.)
 Start Temp: 21.7 °C E.C. * 714 µS pH* 7.15 Redox eH: DO 104 TDS
 End Temp: _____ E.C. * _____ pH* _____ Redox eH: _____

36

SAMPLE COLLECTION

Method: Grab / SS scoop Appearance: grey remains

Analyte	Time	Analyte	Time	Analyte	Time
VOA (8240)	<u>beta</u>	NO3/NO2	<u>TRR for</u>	Alkalinity	_____
TOC	<u>GRD</u>	NH3	<u>SD</u>	Cl-	_____
Phenol	<u>DRO</u>	TKN	_____	Sulfate	_____
BNA(625)	<u>SVOE</u>	Total P	_____	TDS	_____
Pest/PCB(608)	<u>Pest/PCB</u>	Ortho. P	_____	Turbidity	_____
COD	_____	Metals **	_____	TSS	_____
BOD insol	_____	CN	_____	Cation	_____
BOD soluble	_____	Cr+6	_____	Fec. Coliform	_____

COMMENTS: SD Collected w/ scoop
sw Direct collection
w/ para. w/ coleman meters in-situ
No Aquatic veg. screen - Must color
slight flow to the N from pad, Turb.

LANDFILL: Pauline Creek STATION: 957C K001 SW DATE: 7-13-95
 SAMPLE TYPE: grab FIELD CREW: BSM/DP START TIME: 1740
 WEATHER: SKY: cloudy PRECIP: 0 WIND: 45km
 AIR TEMP: 45°F

GROUNDWATER SAMPLING

Well Condition: _____
 Casing Ht. Above Ground: _____ (FT.) Diameter: _____ in.
 Well Depth: _____ ft. BTOC (Meas./Rec.) Static Water Level: _____ ft. BTOC
 Distance Bwt. PVC and Steel Casing _____ (Ft.)

PURGE VOLUME: $3 \times 7.48 \times (\text{dia.}/24)^2 \times 3.14 \times (\text{Depth}-W, L.) =$ _____ gal.

PURGING:	Gallons	Time	Temperature °C	E.C. (µmhos/cm)*	pH*
METHOD	_____	_____	_____	_____	_____
Bailer	_____	_____	_____	_____	_____
Ded. Pump	_____	_____	_____	_____	_____
Suction Pump	_____	_____	_____	_____	_____
(other)	_____	_____	_____	_____	_____

* TEMP. CORRECTED @ 25C

SURFACE WATER / LEACHATE SAMPLING

Channel Depth: 1.0 Width: 22 Velocity: Med Flow: fast cfs (Est./Meas.)
 Start Temp: 8.2 E.C. * 52.1 pH* 7.61 Redox eH): Do 92% TDS 28.9
 End Temp: _____ E.C. * _____ pH* _____ Redox eH): _____

SAMPLE COLLECTION

Method: <u>direct</u>		Appearance: <u>clear</u>			
Analyte	Time	Analyte	Time	Analyte	Time
VOA (8240)	_____	NO3/NO2 <u>vic</u>	<u>1800</u>	Alkalinity	_____
TOC	_____	NH3 <u>Pest</u>	<u>1800</u>	Cl-	_____
Phenol	_____	TKN <u>PCB</u>	<u>1800</u>	Sulfate	_____
BNA(625)	_____	Total P <u>SVOC</u>	<u>1800</u>	TDS	_____
Pest/PCB(608)	_____	Ortho- P <u>SVOC</u>	<u>1800</u>	Turbidity	_____
COD	_____	Metals <u>+ Mercury</u>	<u>1800</u>	TSS	_____
BOD insol	_____	CN	_____	Cation	_____
BOD soluble	_____	Cr+6	_____	Fec. Coliform	_____

COMMENTS:

LANDFILL: Cape Creek STATION: BOC K 002 SW DATE: 7-13-95
 SAMPLE TYPE: grab FIELD CREW: DQ/Bqm START TIME: 1020
 WEATHER: SKY: clear PRECIP: 0 WIND: < 10 K

AIR TEMP: _____

GROUNDWATER SAMPLING

Well Condition: _____
 Casing Ht. Above Ground: _____ (FT.) Diameter: _____ in.
 Well Depth: _____ ft. BTOC (Meas./Rec.) Static Water Level: _____ ft. BTOC
 Distance Bwt. PVC and Steel Casing _____ (Ft.)

PURGE VOLUME: $3 \times 7.48 \times (\text{dia.}/24)^2 \times 3.14 \times (\text{Depth-W. L.}) =$ _____ gal.

PURGING:	Gallons	Time	Temperature °C	E.C. (µmhos/cm)*	pH*
METHOD	_____	_____	_____	_____	_____
Bailer	_____	_____	_____	_____	_____
Ded. Pump	_____	_____	_____	_____	_____
Suction Pump	_____	_____	_____	_____	_____
(other)	_____	_____	_____	_____	_____

* TEMP. CORRECTED @ 25C


SURFACE WATER / LEACHATE SAMPLING

Channel Depth: 5" Width: 3' Velocity: DK Flow: 4 cfs (Est./Meas.)
 Start Temp: 12.3 E.C. 275 µspH* 8.27 Redox eH) Do 77% TDS 140 mg/L
 End Temp: _____ E.C. * _____ pH* _____ Redox eH): _____

SAMPLE COLLECTION

Method: <u>grab</u>	Appearance: <u>Silty, brown, No screen</u>		
Analyte	Time	Analyte	Time
VOA (8240)	_____	NO3/NO2 <u>VOA</u>	<u>1830</u>
TOC	_____	NH3 <u>Pca/pest</u>	<u>1830</u>
Phenol	_____	TKN <u>SVa</u>	<u>1830</u>
BNA(625)	_____	Total P <u>Dma</u>	<u>1830</u>
Pest/PCB(608)	_____	Ortho- P <u>Metals</u>	<u>1830</u>
COD	_____	Metals ** <u>+Hg</u>	_____
BOD insol	_____	CN	_____
BOD soluble	_____	Cr+6	_____
		Alkalinity	_____
		Cl-	_____
		Sulfate	_____
		TDS	_____
		Turbidity	_____
		TSS	_____
		Cation	_____
		Fec. Coliform	_____

COMMENTS: Turb- Silty
Downgrade to of rock crusher
up from road to airport



LANDFILL: Tin City STATION: 95 TC K 003 SW DATE: 7-13-95
 SAMPLE TYPE: grab FIELD CREW: Bgm / Dg START TIME: 1900
 WEATHER: SKY: cloudy PRECIP: 0 WIND: 10-15 km
 AIR TEMP: 40°

GROUNDWATER SAMPLING

Well Condition: _____
 Casing Ht. Above Ground: _____ (FT.) Diameter: _____ in.
 Well Depth: _____ ft. BTOC (Meas./Rec.) Static Water Level: _____ ft. BTOC
 Distance Bwt. PVC and Steel Casing _____ (Ft.)

PURGE VOLUME: $3 \times 7.48 \times (\text{dia.}/24)^2 \times 3.14 \times (\text{Depth-W. L.}) =$ _____ gal.

PURGING:	Gallons	Time	Temperature °C	E.C. (µmhos/cm)*	pH*
METHOD					
Bailer					
Ded. Pump					
Suction Pump					
(other)					

* TEMP. CORRECTED @ 25C

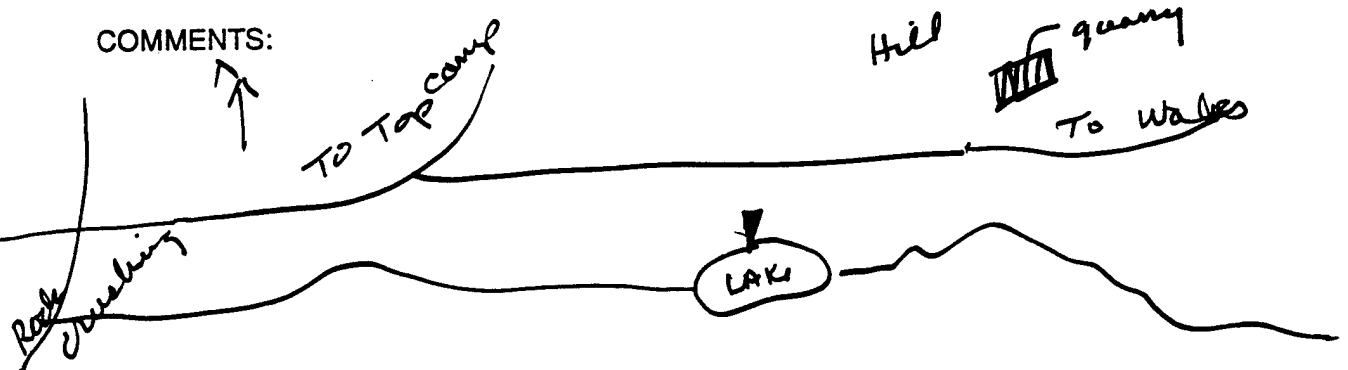
SURFACE WATER / LEACHATE SAMPLING

Channel Depth: _____ Width: _____ Velocity: _____ Flow: _____ cfs (Est./Meas.)
 Start Temp: 11.1 E.C.: 188.5 pH*: 8.25 Redox eH): DO 79% TDS 94.3
 End Temp: _____ E.C.: 215 pH*: _____ Redox eH): _____

SAMPLE COLLECTION

Method:	Appearance:	<u>clean, aquatic growth</u>			
Analyte	Time	Analyte	Time	Analyte	Time
VOA (8240)		NO3/NO2	<u>1900</u>	Alkalinity	
TOC		NHS	<u>1500</u>	Cl-	
Phenol		TKN	<u>1500</u>	Sulfate	
BNA(625)		Total P	<u>1500</u>	TDS	
Pest/PCB(608)		Ortho-P	<u>THy</u>	Turbidity	
COD		Metals **		TSS	
BOD insol		CN		Cation	
BOD soluble		Cr+6		Fec. Coliform	

COMMENTS:



Ten City

7/12/95 pH Ec DO TDS Temp

A1 9.0 131 49 54.2 12.1

A2 8.37 122 80 61.2 15.5

A3 See note form

Beach Seel

**Daily Quality Control Report
Tin City LRRS**



MONTGOMERY WATSON

DATE: 7/10/95

**DAILY QUALITY CONTROL REPORT
TIN CITY LRRS**

DAY	S	M	T	W	TH	F	S
-----	---	--------------	---	---	----	---	---

PROJECT MANAGER Deb Luper
 FIELD TEAM LEADER Bonnie McLean
 JOB NO. 3380.0020
 CONTRACT NO. _____

WEATHER	Bright Sun	Clear	Overcast ✓	Rain	Snow
TEMP	To 32	32-50 ✓	50-70	70-85	85 up
WIND	Still	Moderate ✓	High	Report No.	
HUMIDITY	Dry ✓	Moderate	Humid		

SUBCONTRACTORS ON SITE:

EQUIPMENT ON SITE: Track Mounted Rotary

ONSITE PERSONNEL(circle):

John DeGeorge 12 + Douglas Quist 12 + Others: USAF 611 CES/CEOR Drilling Crew (2)
 Bonnie McLean 12 + AF Tim & Bud

WORK PERFORMED (INCLUDING SAMPLING):

- Test Borings
- Monitoring Wells
- Surface Soil Samples
- Surface Water/Sediment Samples

Other:

Arrived TC on time
Unpacked equipment.

Misery: Cal Geo & zero air
AK AL & permit sent Sat 7-8

AF ATV's (2) in poor shape, one no brakes
No suspension, other won't start.

Racon. sub main camp, staked drilling
positions, no vehicle problems seen.

12 Hr

**Daily Quality Control Report
Tin City LRRS**

PROJECT: TIN CITY LRRS
JOB NO.: 3380.0020

REPORT NO.: 01
DATE: 7-10-95 Mon

QUALITY CONTROL ACTIVITIES (INCLUDING FIELD CALIBRATIONS)	
Microtip 3000 calibrated at 103 ppm with response at 20 ppm	
Explosimeter	Repipetor
pH meter	Conductivity meter
Micropipetor	Turbidity meter
Gastechtor	HC Trace-techtor calibrated at 5,000
	O ₂ /CO Trace-techtor

HEALTH AND SAFETY LEVELS AND ACTIVITIES:
Level _____
Tailgate Health & Safety Meeting: conducted by _____ at _____ (Time)
attendees were: J. DeGeorge D. Quist Others: USAF 611 CES/CEOR Drilling Crew
B.McLean

INJURIES: 0 ACCIDENTS: 0 NEAR MISSES: 0

PROBLEMS ENCOUNTERED/CORRECTION ACTION TAKEN: Dredgers may not be ready
Am.

SPECIAL NOTES: Not Budget \$
Shabby as home 5 Hr * 3
Lunch \$36.
Taxi 3 * 2 * \$5.

TOMORROW'S EXPECTATIONS: SB @ BH D, E, F
Hand Auger G & H
PCB

BY: Boym TITLE: FTL

**Daily Quality Control Report
Tin City LRRS**



MONTGOMERY WATSON

DATE: 7-11-95

**DAILY QUALITY CONTROL REPORT
TIN CITY LRRS**

DAY	S	M	T	W	TH	F	S
			X				

WEATHER	Bright Sun	Clear	Overcast	Rain	Snow
TEMP	To 32	32-50	50-70	70-85	85 up
WIND	Still	Moderate	High	Report No.	
HUMIDITY	Dry	Moderate	Humid	2	

PROJECT MANAGER Deb Luper
 FIELD TEAM LEADER Bonnie McLean
 JOB NO. 3380.0020
 CONTRACT NO. _____

SUBCONTRACTORS ON SITE:

EQUIPMENT ON SITE: Track Mounted Rotary

ONSITE PERSONNEL(circle):
 John DeGeorge Douglas Quist Others: USAF 611 CES/CEOR Drilling Crew
 Bonnie McLean AF Tim & Rust

WORK PERFORMED (INCLUDING SAMPLING):
~~10~~ Hand 2 Surface Soil Samples
~~Test Borings~~
~~Monitoring Wells~~ ~~Surface Water/Sediment Samples~~
 Other: Changed plans "No Permit to Drill"
Completed Hand augers G, H, J, B and
PCB at H
one Bkg, one analysis

Daily Quality Control Report
Tin City LRRS

PROJECT: TIN CITY LRRS
JOB NO.: 3380.0020

REPORT NO.: 2
DATE: 7-11-95

QUALITY CONTROL ACTIVITIES (INCLUDING FIELD CALIBRATIONS)

Microtip 3000 calibrated at 103 ppm with response at 20 ppm
Explosimeter Repipetor
pH meter Conductivity meter
Micropipetor Turbidity meter
Gastechtor HC Trace-techtor calibrated at 5,000
 O₂/CO Trace-techtor

HEALTH AND SAFETY LEVELS AND ACTIVITIES:

Level _____
Tailgate Health & Safety Meeting: conducted by Bgm at 1015 (Time)
attendees were: J. DeGeorge D. Quist Others: USAF 611 CES/CEOR Drilling Crew
 B.McLean

INJURIES: 0 ACCIDENTS: 0 NEAR MISSES: 0

PROBLEMS ENCOUNTERED/CORRECTION ACTION TAKEN: Permit to drill
not yet rec'd.
No Cal. Gas - ~~1000~~ at AF
AK A.L. equipment not yet rec'd
Long distance FAXs will have to go to
Anch. m-w just

SPECIAL NOTES:
Should be able to send Doug to Anch
Fri. John & I to remain for BH work.

TOMORROW'S EXPECTATIONS: Top Camp, SW/SD at site B
(except lake).
Ship samples

BY: Bgm TITLE: _____

**Daily Quality Control Report
Tin City LRRS**



MONTGOMERY WATSON

DATE: 7/12/95

**DAILY QUALITY CONTROL REPORT
TIN CITY LRRS**

DAY

S	M	T	W	TH	F	S
---	---	---	----------	----	---	---

WEATHER

Bright Sun	Clear X	Overcast	Rain	Snow
------------	----------------	----------	------	------

TEMP

To 32	32-50	50-70	70-85	85 up
-------	-------	--------------	-------	-------

WIND

Still	Moderate X	High	Report No.	
-------	-------------------	------	------------	--

HUMIDITY

Dry	Moderate X	Humid	3	
-----	-------------------	-------	----------	--

PROJECT MANAGER Deb Luper

FIELD TEAM LEADER Bonnie McLean

JOB NO. 3380.0020

CONTRACT NO. _____

SUBCONTRACTORS ON SITE:

Ø

EQUIPMENT ON SITE:

Track Mounted Rotary

ONSITE PERSONNEL(circle):

John DeGeorge 4 + 8 standby Douglas Quist 14 Others: USAF 611 CES/CEOR Drilling Crew
Bonnie McLean 14

WORK PERFORMED (INCLUDING SAMPLING):

Test Borings 6 Surface Soil Samples
 Monitoring Wells 6 Surface Water/Sediment Samples

Other:

*Mid Pond. Sampling Time = 3 hr.
Tried to keep boat steady and not report
bottom + into gate
No Drilling Permit yet
John on stand - as of 12pm.
Doug & I still sampling SW/SD.
3 coolers send FedX via Boeing flight*

Daily Quality Control Report
Tin City LRRS

PROJECT: TIN CITY LRRS
JOB NO.: 3380.0020

REPORT NO.: 3
DATE: 7-12-95

QUALITY CONTROL ACTIVITIES (INCLUDING FIELD CALIBRATIONS)	
Microtip 3000 calibrated at 108 ppm with response at 20 ppm	<u>97 ppm</u>
Explosimeter	<u>97</u> Repipetor
pH meter	Conductivity meter
Micropipetor	Turbidity meter
Gastechtor	HC Trace-techtor calibrated at 5,000
	O ₂ /CO Trace-techtor

HEALTH AND SAFETY LEVELS AND ACTIVITIES:

Level D
Tailgate Health & Safety Meeting: conducted by Bgm at 9:30 (Time)
attendees were: J. DeGeorge D. Quist Others: USAF 611 CES/CEOR Drilling Crew
B.McLean

INJURIES: 0 ACCIDENTS: 0 NEAR MISSES: 0

PROBLEMS ENCOUNTERED/CORRECTION ACTION TAKEN:
NO Drill Permit Issued
Everyone (Dullers & Johns) standing by

SPECIAL NOTES: Read Coal Gas from M-w Anch (part of goldstreak) AF plane not in yet.

TOMORROW'S EXPECTATIONS: Complete set/SD, Start Rig Drilling.

BY: Bgm TITLE: FR

F A X

ReRoute to SEC



MONTGOMERY WATSON

4100 Spenard Road
Anchorage, Alaska 99517

Tel: (907) 248-8883
Fax: (907) 248-8884

Date: 7/13/95

To:

Dubhoyer

Fax No:

SEC

From:

Barnes

Reference:

Subject:

TC

No. of Pages: 3/5
(including cover)

Biggest Problem:

No Drill Permit ISSUED yet
John on Standby (and sick)
Samples not getting out

of TC. or Name
(weather) (No one wants FedEx)

Don & I done with everything
else. — We should be done with
drilling, too! But haven't started.

If you do not receive all pages, or if there are any problems with this transmission, please call
Naomie Rudolph at 907-248-8883

**Daily Quality Control Report
Tin City LRRS**



MONTGOMERY WATSON

DATE: 7-13-95

**DAILY QUALITY CONTROL REPORT
TIN CITY LRRS**

DAY	S	M	T	W	TH	F	S
-----	---	---	---	---	---------------	---	---

WEATHER	Bright Sun	Clear	Overcast X	Rain X <u>Fog</u>	Snow
TEMP	To 32	32-50	X 50-70	70-85	85 up
WIND	Still	Moderate X	High	Report No.	
HUMIDITY	Dry X	Moderate	Humid	4	

PROJECT MANAGER Deb Luper
 FIELD TEAM LEADER Bonnie McLean
 JOB NO. 3380.0020
 CONTRACT NO. _____

SUBCONTRACTORS ON SITE: Ø

EQUIPMENT ON SITE: Track Mounted Rotary

ONSITE PERSONNEL(circle):
 John DeGeorge | 2 ~~stayed by~~ Douglas Quist | 2 Others: USAF 611 CES/CEOR Drilling Crew
 Bonnie McLean | 3

WORK PERFORMED (INCLUDING SAMPLING):
~~Test Borings~~ | 6 Surface Soil Samples
~~Monitoring Wells~~ | 5 Surface Water/Sediment Samples
 Other: 5 Coolers still in TC -
3 sent 7-12-95 whereabouts unknown

Daily Quality Control Report
Tin City LRRS

PROJECT: TIN CITY LRRS
JOB NO.: 3380.0020

REPORT NO.: 4
DATE: 7-13-95

QUALITY CONTROL ACTIVITIES (INCLUDING FIELD CALIBRATIONS)

Microtip 3000 calibrated at 103 ppm with response at 20 ppm
Explosimeter Repipetor
pH meter Conductivity meter
Micropipetor Turbidity meter
Gastechtor HC Trace-techtor calibrated at 5,000
 O₂/CO Trace-techtor

HEALTH AND SAFETY LEVELS AND ACTIVITIES:

Level D
Tailgate Health & Safety Meeting: conducted by Ben at 810 (Time)
attendees were: J. DeGeorge D. Quist Others: USAF 611 CES/CEOR Drilling Crew
 B.McLean

INJURIES: 0 ACCIDENTS: 0 NEAR MISSES: 0

PROBLEMS ENCOUNTERED/CORRECTION ACTION TAKEN:

Sample transportation - Fedx coolers sent
7-12 not get in truck. - No one cares about
Fedx in Norko - sent today (5) via Goldstrick
But NO PLANE (FOG)
NO Dred Permit yet

SPECIAL NOTES: John on standby all day -
also he isn't feeling well.

Added 3 Ac 3 - former transformer Bldg
Site N 3 PCB/PEST + DRG/RCS samples
 completed

TOMORROW'S EXPECTATIONS: Complete SD in Leach field
Start drilling
Drive to truck
Samples to truck

BY: _____ TITLE: _____

**Daily Quality Control Report
Tin City LRRS**



MONTGOMERY WATSON

DATE: 7-14-95

**DAILY QUALITY CONTROL REPORT
TIN CITY LRRS**

DAY	S	M	T	W	TH	F	S
						X	

PROJECT MANAGER Deb Luper
 FIELD TEAM LEADER Bonnie McLean
 JOB NO. 3380.0020
 CONTRACT NO. _____

WEATHER	Bright Sun	Clear	Overcast	Rain	Snow
TEMP	To 32	32-50	50-70	70-85	85 up
WIND	Still	Moderate	High	Report No.	
HUMIDITY	Dry	Moderate	Humid	05	

SUBCONTRACTORS ON SITE:

EQUIPMENT ON SITE: Track Mounted Rotary

ONSITE PERSONNEL(circle):

John DeGeorge 2.550 + 8.5 Douglas Quist 12 Others: USAF 611 CES/CEOR Drilling Crew
 Bonnie McLean 13.5 ↳ left site this date

WORK PERFORMED (INCLUDING SAMPLING):

3 Test Borings _____ Surface Soil Samples
 _____ Monitoring Wells _____ Surface Water/Sediment Samples

Other: 95TC C 002 SB 5 270 5 PID
002 SB 7 582
003 SB 5 175
004 SB 3 220
Added 004 SB 5 1430

Encountered fractured bedrock @ 4-6'

Sediment samples of back system sumps eliminated
95TC B001 SD - NO sediment in system - water
running clear throughout system.

**Daily Quality Control Report
Tin City LRRS**

PROJECT: TIN CITY LRRS
JOB NO.: 3380.0020

REPORT NO.: 05
DATE: 7-14-95

QUALITY CONTROL ACTIVITIES (INCLUDING FIELD CALIBRATIONS)	
Microtip 3000 calibrated at 103 ppm with response at 20 ppm	
Explosimeter	97 Repipetor
pH meter	Conductivity meter
Micropipetor	Turbidity meter
Gastector	HC Trace-techtor calibrated at 5,000
	O ₂ /CO Trace-techtor

HEALTH AND SAFETY LEVELS AND ACTIVITIES:
Level D
Tailgate Health & Safety Meeting: conducted by 830 & 1100 at Bgn (Time)
attendees were: J. DeGeorge D. Quist Others: USAF 611 CES/CEOR Drilling Crew
B.McLean

INJURIES: 0 ACCIDENTS: 0 NEAR MISSES: 0

PROBLEMS ENCOUNTERED/CORRECTION ACTION TAKEN: Too Many coolers in TC =>
Doug & coolers left them (Wales) VIA local
PLU COST = \$25. + gas. (a bargain)
No Air into TC this date
Tim Left site

SPECIAL NOTES: Have permit to drill part of C (completed
7/14) and 9 Bits at sites E & F
Then on stand by
Brett leaving site Sat 7/15

TOMORROW'S EXPECTATIONS: Complete Site E & F

BY: Bonchen TITLE: _____

**Daily Quality Control Report
Tin City LRRS**



MONTGOMERY WATSON

DATE: 7-15-95

**DAILY QUALITY CONTROL REPORT
TIN CITY LRRS**

DAY	S	M	T	W	TH	F	S <input checked="" type="checkbox"/>
-----	---	---	---	---	----	---	---------------------------------------

WEATHER	Bright Sun	Clear	Overcast <input checked="" type="checkbox"/>	Rain	Snow
TEMP	To 32	32-50	50-70 <input checked="" type="checkbox"/>	70-85	85 up
WIND	Still	Moderate	High	Report No.	
HUMIDITY	Dry	Moderate	Humid	056	

PROJECT MANAGER Deb Luper
 FIELD TEAM LEADER Bonnie McLean
 JOB NO. 3380.0020
 CONTRACT NO. _____

SUBCONTRACTORS ON SITE:

EQUIPMENT ON SITE: Track Mounted Rotary

ONSITE PERSONNEL (circle):
 John DeGeorge 13 Douglas Quist Others: USAF 611 CES/CEOR Drilling Crew
 Bonnie McLean 13 Left in home Fri pm - plane couldn't get in - slept on beach - no room at any inn

WORK PERFORMED (INCLUDING SAMPLING):
 Test Borings _____ Surface Soil Samples
 _____ Monitoring Wells _____ Surface Water/Sediment Samples
 Other: Completed = E1, 2, 3, 4, 5, 6 - all shallow, bed rock
At site F, E2 & F4 sampled
Deepest sample of E4 (±12') had faint tumor pencil
No gross contamination found at either E or F site
Fill & shallow depth to bedrock make vadose vapors well impractical - Brett agreed.
Should see someone detains at G (Lower Tram)
Lack of soil depth and the compacted nature of the fill would limit any bio remediation at this site. Dig & treat?

**Daily Quality Control Report
Tin City LRRS**

PROJECT: TIN CITY LRRS
JOB NO.: 3380.0020

REPORT NO.: 06
DATE: 7-15-95

QUALITY CONTROL ACTIVITIES (INCLUDING FIELD CALIBRATIONS)

Microtip 3000 calibrated at ~~103~~ ppm with response at ~~20~~ ppm /
Explosimeter 97 Repipetor
pH meter Conductivity meter
Micropipetor Turbidity meter
Gastechtor HC Trace-techtor calibrated at 5,000
 O₂/CO Trace-techtor

HEALTH AND SAFETY LEVELS AND ACTIVITIES:

Level 2
Tailgate Health & Safety Meeting: conducted by Bgm at 8:45 (Time)
attendees were: J. DeGeorge ~~D. Quist~~ Others: USAF 611 CES/CEOR Drilling Crew
 B.McLean

INJURIES: ∅ ACCIDENTS: ∅ NEAR MISSES: ∅

PROBLEMS ENCOUNTERED/CORRECTION ACTION TAKEN:

SPECIAL NOTES: Rec'd on site clearance for site D Q of
BH 4 at site C. Haven't rec'd AF permit yet.
Brett left this date via Walks w/ 2 coolers per our
ATV (since AF ATV unsafe to drive)

TOMORROW'S EXPECTATIONS: Complete F1 & 3 & D1, 2, 3, C4
Mon Tues
G J

BY: Bonchea TITLE: FLT

**Daily Quality Control Report
Tin City LRRS**



MONTGOMERY WATSON

DATE: 7-16-95

**DAILY QUALITY CONTROL REPORT
TIN CITY LRRS**

DAY	<input checked="" type="checkbox"/> S	<input type="checkbox"/> M	<input type="checkbox"/> T	<input type="checkbox"/> W	<input type="checkbox"/> TH	<input type="checkbox"/> F	<input type="checkbox"/> S
-----	---------------------------------------	----------------------------	----------------------------	----------------------------	-----------------------------	----------------------------	----------------------------

PROJECT MANAGER Deb Luper
 FIELD TEAM LEADER Bonnie McLean
 JOB NO. 3380.0020
 CONTRACT NO. _____

WEATHER	Bright Sun	Clear	Overcast Fog	Rain	Snow
TEMP	To 32	32-50 X	50-70	70-85	85 up
WIND	Still	Moderate	High Very	Report No.	
HUMIDITY	Dry	Moderate X	Humid	7	

SUBCONTRACTORS ON SITE:

EQUIPMENT ON SITE: Track Mounted Rotary

ONSITE PERSONNEL(circle):
 John DeGeorge 12 hr Douglas Gust Others: USAF 611 CES/CEOR Drilling Crew
 Bonnie McLean 12 hr

WORK PERFORMED (INCLUDING SAMPLING):
 4 Test Borings Surface Soil Samples
 Monitoring Wells Surface Water/Sediment Samples
 Other: Completed: E1 Dirty
 E3
 C1
 D2

Daily Quality Control Report
Tin City LRRS

PROJECT: TIN CITY LRRS
JOB NO.: 3380.0020

REPORT NO.: 07
DATE: 7-16-95

QUALITY CONTROL ACTIVITIES (INCLUDING FIELD CALIBRATIONS)

Microtip 3000 calibrated at ~~103~~ ppm with response at ~~20~~ ppm 1
Explosimeter 97 Repipetor
pH meter Conductivity meter
Micropipetor Turbidity meter
Gastechtor HC Trace-techtor calibrated at 5,000
 O₂/CO Trace-techtor

HEALTH AND SAFETY LEVELS AND ACTIVITIES:

Level D
Tailgate Health & Safety Meeting: conducted by _____ at _____ (Time)
attendees were: J. DeGeorge D. Quist Others: USAF 611 CES/CEOR Drilling Crew
 B.McLean

INJURIES: 0 ACCIDENTS: 0 NEAR MISSES: 0


Ban sick

PROBLEMS ENCOUNTERED/CORRECTION ACTION TAKEN:

Sampler continues to fracture rock (pulverized on fracture) at shallow depth.
How to make a turtle seem like a rabbit?

SPECIAL NOTES: Slow, Slow, Slow

TOMORROW'S EXPECTATIONS: D1, D3 & G site.

BY:  TITLE: FTL

**Daily Quality Control Report
Tin City LRRS**



MONTGOMERY WATSON

DATE: 7-16-95

**DAILY QUALITY CONTROL REPORT
TIN CITY LRRS**

DAY	S	M	T	W	TH	F	S
-----	--------------	---	---	---	----	---	---

PROJECT MANAGER Deb Luper
 FIELD TEAM LEADER Bonnie McLean
 JOB NO. 3380.0020
 CONTRACT NO. _____

WEATHER	Bright Sun	Clear	Overcast <i>Fog</i>	Rain	Snow
TEMP	To 32	32-50 X	50-70	70-85	85 up
WIND	Still	Moderate	High <i>Very</i>	Report No.	
HUMIDITY	Dry	Moderate X	Humid	7	

SUBCONTRACTORS ON SITE:

EQUIPMENT ON SITE: Track Mounted Rotary

ONSITE PERSONNEL(circle):

John DeGeorge 12 hr Douglas Gulst Others: USAF 611 GES/CEOR Drilling Crew
 Bonnie McLean 12 hr

WORK PERFORMED (INCLUDING SAMPLING):

4 Test Borings Surface Soil Samples
 Monitoring Wells Surface Water/Sediment Samples
 Other: Completed: E1 Dirty
E3
C1
D2

Daily Quality Control Report
Tin City LRRS

PROJECT: TIN CITY LRRS
JOB NO.: 3380.0020

REPORT NO.: 07
DATE: 7-16-95

QUALITY CONTROL ACTIVITIES (INCLUDING FIELD CALIBRATIONS)

Microtip 3000 calibrated at ~~103~~ ppm with response at ~~20~~ ppm ✓
Explosimeter 97 Repipetor
pH meter Conductivity meter
Micropipetor Turbidity meter
Gastechtor HC Trace-techtor calibrated at 5,000
O₂/CO Trace-techtor

HEALTH AND SAFETY LEVELS AND ACTIVITIES:

Level D
Tailgate Health & Safety Meeting: conducted by _____ at _____ (Time)
attendees were: J. DeGeorge D. Quist Others: USAF 611 CES/CEOR Drilling Crew
B.McLean

INJURIES: 0 ACCIDENTS: 0 NEAR MISSES: 0

Bqm sick

PROBLEMS ENCOUNTERED/CORRECTION ACTION TAKEN:

Sampler continues to fracture rock (pulverized on fracture) at shallow depth.
How to make a turtle seem like a rabbit?

SPECIAL NOTES: Slow, Slow, Slow

TOMORROW'S EXPECTATIONS: D1, D3 & G site.

BY: Bqm TITLE: FTL

8 1/2
Handwritten notes

Daily Quality Control Report
 Tin City LRRS



MONTGOMERY WATSON

DATE: 7-17-94

DAILY QUALITY CONTROL REPORT
 TIN CITY LRRS

DAY	S	<input checked="" type="checkbox"/> M	T	W	TH	F	S
-----	---	---------------------------------------	---	---	----	---	---

PROJECT MANAGER Deb Luper
 FIELD TEAM LEADER Bonnie McLean
 JOB NO. 3380.0020
 CONTRACT NO. _____

WEATHER	Bright Sun	Clear	<u>Overcast</u> Fog	Rain	Snow
TEMP	To 32	32-50 X	50-70	70-85	85 up
WIND	Still	Moderate X	High	Report No.	
HUMIDITY	Dry X	Moderate	Humid	8	

SUBCONTRACTORS ON SITE:

EQUIPMENT ON SITE: Track Mounted Rotary

ONSITE PERSONNEL(circle):
 John DeGeorge 12.0 Douglas Quist [Signature] Others: USAF 611 CES/CEOR Drilling Crew
 Bonnie McLean 12.5 (SB)

WORK PERFORMED (INCLUDING SAMPLING):
 Test Borings | Surface Soil Samples
 Monitoring Wells | Surface Water/Sediment Samples
 Other:
 D1 1 * Added
 D2 2 (dirty)
 D3 3
 4
 7 *
 8 * (dirty)
 9 1 SS * (dirty)

**Daily Quality Control Report
Tin City LRRS**

PROJECT: TIN CITY LRRS
JOB NO.: 3380.0020

REPORT NO.: 8
DATE: 7-17-95

QUALITY CONTROL ACTIVITIES (INCLUDING FIELD CALIBRATIONS)	
Microtip 3000 calibrated at 103 ppm with response 20 ppm	
Explosimeter <u>97</u>	Repipetor <u>1</u>
pH meter	Conductivity meter
Micropipetor	Turbidity meter
Gastechtor	HC Trace-techtor calibrated at 5,000
	O ₂ /CO Trace-techtor

HEALTH AND SAFETY LEVELS AND ACTIVITIES:
Level D
Tailgate Health & Safety Meeting: conducted by _____ at _____ (Time)
attendees were: J. DeGeorge D. Quist Others: USAF 611 CES/CEOR Drilling Crew
B.McLean

INJURIES: 0 **ACCIDENTS:** 0 **NEAR MISSES:** 0
BGM sick & grumpy

PROBLEMS ENCOUNTERED/CORRECTION ACTION TAKEN:
Completed drilling which permits were obtained
Only Site J remains - Site has not been
notified (requested) to complete permit.
If we had started drilling ^{Tuesday} the project would
have been completed Fri & done Sat for all
concerned. Also if we had an Alaskan Lab no.
resamples would be needed. Just in case you didn't

SPECIAL NOTES: Fixed the turbine part - no longer
drilling but drove sampling to bedrock
2-3' - more work for now but good
2x faster.
No flights in since Sat. (the day we should've left)
NO IDW as yet. only Devon Sludge.

TOMORROW'S EXPECTATIONS: Complete Site J & Bkg.
Need to know what resampling is needed
Tues. - So know what to pack or not.

BY: _____ TITLE: _____

**Daily Quality Control Report
Tin City LRRS**



MONTGOMERY WATSON

DATE: 7-18-95

**DAILY QUALITY CONTROL REPORT
TIN CITY LRRS**

DAY	S	M	<input checked="" type="checkbox"/> T	W	TH	F	S
-----	---	---	---------------------------------------	---	----	---	---

PROJECT MANAGER Deb Luper
 FIELD TEAM LEADER Bonnie McLean
 JOB NO. 3380.0020
 CONTRACT NO. _____

WEATHER	Bright Sun	Clear	Overcast <i>Fog</i>	Rain	Snow
TEMP	To 32	32-50 <input checked="" type="checkbox"/>	50-70	70-85	85 up
WIND	Still	Moderate	High <input checked="" type="checkbox"/>	Report No. <i>9</i>	
HUMIDITY	Dry	Moderate <input checked="" type="checkbox"/>	Humid		

SUBCONTRACTORS ON SITE:

EQUIPMENT ON SITE: Track Mounted Rotary

ONSITE PERSONNEL(circle):

John DeGeorge Douglas Quist Others: USAF 611 CES/CEOR Drilling Crew
 Bonnie McLean

WORK PERFORMED (INCLUDING SAMPLING):

4 Test Borings ___ Surface Soil Samples
 ___ Monitoring Wells ___ Surface Water/Sediment Samples

Other: I site completed - All initial work completed.
Resampling 7/11 & 7/12 bottles labeled

Daily Quality Control Report
Tin City LRRS

9

PROJECT: TIN CITY LRRS
JOB NO.: 3380.0020

REPORT NO.: _____
DATE: 7-18-95

QUALITY CONTROL ACTIVITIES (INCLUDING FIELD CALIBRATIONS)

Microtip 3000 calibrated at ~~403~~ ppm with response at 20 ppm
Explosimeter 97 Repipetor 1
pH meter Conductivity meter
Micropipetor Turbidity meter
Gastechtor HC Trace-techtor calibrated at 5,000
O₂/CO Trace-techtor

HEALTH AND SAFETY LEVELS AND ACTIVITIES:

Level D
Tailgate Health & Safety Meeting: conducted by Brym at 9:30 (Time)
attendees were: J. DeGeorge D. Quist Others: USAF 611 CES/CEOR Drilling Crew
B.McLean

INJURIES: ⊕ ACCIDENTS: ⊕ NEAR MISSES: ⊕

Brym still sick and really grumpy

PROBLEMS ENCOUNTERED/CORRECTION ACTION TAKEN:

Water resamplers - Equipment will not be ready for scheduled AIR pick-up 7-18-95

SPECIAL NOTES:

TOMORROW'S EXPECTATIONS:

Complete resampling

BY: _____

Brym

TITLE: _____

ETH

**Daily Quality Control Report
Tin City LRRS**



MONTGOMERY WATSON

DATE: 7-20-95

**DAILY QUALITY CONTROL REPORT
TIN CITY LRRS**

DAY	S	M	T	W	TH	F	S
					X		

PROJECT MANAGER Deb Luper
 FIELD TEAM LEADER Bonnie McLean
 JOB NO. 3380.0020
 CONTRACT NO. _____

WEATHER	Bright Sun	Clear	Overcast	Rain	Snow
TEMP	To 32	32-50	50-70	70-85	85 up
WIND	Still	Moderate	High	Report No.	
HUMIDITY	Dry	Moderate	Humid	11	

SUBCONTRACTORS ON SITE:

EQUIPMENT ON SITE: Track Mounted Rotary

ONSITE PERSONNEL(circle):

John DeGeorge 11 Douglas Quist ~~1~~ Others: USAF 611 CES/CEOR Drilling Crew
 Bonnie McLean 14

WORK PERFORMED (INCLUDING SAMPLING):

Test Borings 27 Surface Soil Samples 4 wipe
 Monitoring Wells 2 Surface Water/Sediment Samples

Other: Resampling complete
Majority of Demol complete

Daily Quality Control Report
Tin City LRRS

PROJECT: TIN CITY LRRS
JOB NO.: 3380.0020

REPORT NO.: 11
DATE: 7-20-95

QUALITY CONTROL ACTIVITIES (INCLUDING FIELD CALIBRATIONS)

Microtip 3000 calibrated at ~~103~~ ppm with response at ~~20~~ ppm |
Explosimeter 97 Repipetor
pH meter Conductivity meter
Micropipetor Turbidity meter
Gastechtor HC Trace-techtor calibrated at 5,000
 O₂/CO Trace-techtor

HEALTH AND SAFETY LEVELS AND ACTIVITIES:

Level D
Tailgate Health & Safety Meeting: conducted by _____ at _____ (Time)
attendees were: J. DeGeorge D. Quist Others: USAF 611 CES/CEOR Drilling Crew
 B.McLean

INJURIES: Ø ACCIDENTS: Ø NEAR MISSES: Ø

PROBLEMS ENCOUNTERED/CORRECTION ACTION TAKEN:

Paper work for shipping equipment requirements differ from out bound. I will have to hand complete multiple forms and dangerous certification. May not leave this date.

SPECIAL NOTES:

TOMORROW'S EXPECTATIONS: Complete Demol

BY: Bgm TITLE: FTL

Personal Acknowledgment

As a component of the Site Safety and Health Plan (HSP) designed to provide personnel safety during the remedial investigation of this project, you are required to read and understand the HSP. When you have fulfilled this requirement, please sign and date this personal acknowledgment.


Chris E. Bostick
Signature

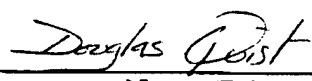
CHRIS E. BOSTICK
Name (Printed)

11 July 95
Date

Personal Acknowledgment

As a component of the Site Safety and Health Plan (HSP) designed to provide personnel safety during the remedial investigation of this project, you are required to read and understand the HSP. When you have fulfilled this requirement, please sign and date this personal acknowledgment.


Signature


Name (Printed)


Date

Personal Acknowledgment

As a component of the Site Safety and Health Plan (HSP) designed to provide personnel safety during the remedial investigation of this project, you are required to read and understand the HSP. When you have fulfilled this requirement, please sign and date this personal acknowledgment.


Bret Berglund
Signature

Bret Berglund
Name (Printed)

7/11/95
Date

Personal Acknowledgment

As a component of the Site Safety and Health Plan (HSP) designed to provide personnel safety during the remedial investigation of this project, you are required to read and understand the HSP. When you have fulfilled this requirement, please sign and date this personal acknowledgment.


Signature

John DeGeorge
Name (Printed)

7-11-95
Date

Personal Acknowledgment

As a component of the Site Safety and Health Plan (HSP) designed to provide personnel safety during the remedial investigation of this project, you are required to read and understand the HSP. When you have fulfilled this requirement, please sign and date this personal acknowledgment.

Eddie L. Miles
Signature

Eddie L. Miles
Name (Printed)

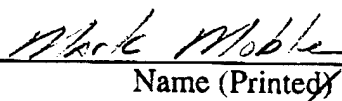
11 July 95
Date

Personal Acknowledgment

As a component of the Site Safety and Health Plan (HSP) designed to provide personnel safety during the remedial investigation of this project, you are required to read and understand the HSP. When you have fulfilled this requirement, please sign and date this personal acknowledgment.



Signature



Name (Printed)

Date

Tailgate Safety Meeting Form

Date: 7-16-95 Time: _____ Job Number: 3380.0020

Client: AFCEE Site Location: Tin City, LRRS, Alaska

Scope of Work: test borings, monitoring wells, surface soil samples, surface water/sediment samples,

Safety Topics Presented

Protective Clothing/Equipment: steel toed boots, hard hat, gloves, ear and eye protection, tyvek, saranex protective suit, chemical resistant apron

Chemical Hazards: Hexane, BETX, Solvents,

Physical Hazards: Drilling operations, Spilling and falling, hypothermia, noise

Special Equipment: ATV riding, traps, PFD, Helmets

Other: _____

Emergency Procedures: shut of drill rig, give emergency assistance, call for ambulance -911 if needed, transport to hospital See Map Report to office

Hospital: Phone: 907-443-3311; 907-443-3353 Ambulance Phone: _____

Hospital Address and Route: Norton Sound Regional Hospital

ATTENDEES

TIN CITY LRRS
TAILGATE SAFETY MEETING

NAME PRINTED

SIGNATURE

John DeGeorge

John DeGeorge

Chris Bostick

Chris E. Bostick

Mark Mobley

[Signature]

Meeting Conducted By: John DeGeorge
Name Printed

John DeGeorge
Signature

Projected Safety Officer: _____

Project Manager: _____

Tailgate Safety Meeting Form

Date: 7-15-95 Time: 9:45 Job Number: 3380.0020

Client: AFCEE Site Location: Tin City, LRRS, Alaska

Scope of Work: test borings monitoring wells, surface soil samples, surface water/sediment samples, _____

Safety Topics Presented

Protective Clothing/Equipment: steel toed boots, hard hat, gloves, ear and eye protection, tyvek, saranex protective suit, chemical resistant apron

Chemical Hazards: Hexane, BETX, Doo Solvents, GPO

Physical Hazards: Drilling operations, Spilling and falling, hypothermia, noise

ATV driving, vehicle traffic

Special Equipment: PID

Other: _____

Emergency Procedures: shut of drill rig, give emergency assistance, call for ambulance -911 if needed, transport to hospital See Map Report to office

Hospital: Phone: 907-443-3311; 907-443-3353 Ambulance Phone: _____

Hospital Address and Route: Norton Sound Regional Hospital

ATTENDEES
TIN CITY LRRS
TAILGATE SAFETY MEETING

NAME PRINTED

SIGNATURE

Bret Benglund

Bret Benglund

John DeGeorge

John DeGeorge

Mark Mobley

Mark Mobley

Chris Bastick

Chris Bastick

Meeting Conducted By:

Bmdean

Name Printed

Bmdean

Signature

Projected Safety Officer: _____

Project Manager: _____

Tailgate Safety Meeting Form

Date: 7-14-95 Time: 0840 Job Number: 3380.0020

Client: AFCEE Site Location: Tin City, LRRS, Alaska

Scope of Work: test borings, monitoring wells, surface soil samples, surface water/sediment samples,

Safety Topics Presented

Protective Clothing/Equipment: steel toed boots, hard hat, gloves, ear and eye protection, tyvek, saranex protective suit, chemical resistant apron

Chemical Hazards: Hexane, BETX, ~~link~~ - ~~Coach~~ system

Physical Hazards: Drilling operations, Spilling and falling, hypothermia, noise,

ATV

Special Equipment: PID, extac,

Other: _____

Emergency Procedures: shut of drill rig, give emergency assistance, call for ambulance -911 if needed, transport to hospital See Map

90 to office Notch EMT

Hospital: Phone: 907-443-3311; 907-443-3353 Ambulance Phone: _____

Hospital Address and Route: Norton Sound Regional Hospital

ATTENDEES
TIN CITY LRRS
TAILGATE SAFETY MEETING

NAME PRINTED

SIGNATURE

[Handwritten Signature]

[Handwritten Signature]

John DeGeorge

John DeGeorge

Chris Bostick

Chris Bostick

Eddie Miles

Eddie Miles

Mark Mobley

Mark Mobley

Meeting Conducted By: Burchee
Name Printed

Burchee
Signature

Projected Safety Officer: _____

Project Manager: _____

Tailgate Safety Meeting Form

Date: 7-13-95 Time: 8:30 Job Number: 3380.0020

Client: AFCEE Site Location: Tin City, LRRS, Alaska

Scope of Work: test borings, monitoring wells, surface soil samples, surface water/sediment samples,

Safety Topics Presented

Protective Clothing/Equipment: steel toed boots, hard hat, gloves, ear and eye protection, tyvek, saranex protective suit, chemical resistant apron

Chemical Hazards: Hexane, BETX, Diesel, Gasoline

Physical Hazards: Drilling operations, Spilling and falling, hypothermia, noise

ATV

Special Equipment: _____

Other: _____

Emergency Procedures: shut of drill rig, give emergency assistance, call for ambulance -911 if needed, transport to hospital See Map

go to office
Hospital: Phone: 907-443-3311; 907-443-3353 Ambulance Phone: _____

Hospital Address and Route: Norton Sound Regional Hospital

ATTENDEES

**TIN CITY LRRS
TAILGATE SAFETY MEETING**

NAME PRINTED

SIGNATURE

Drew AS Gaisl

[Signature]

Meeting Conducted By: _____

B McLean
Name Printed

[Signature]
Signature

Projected Safety Officer: _____

Project Manager: _____

Tailgate Safety Meeting Form

Date: 7-12-95 Time: 0835 Job Number: 3380.0020

Client: AFCEE Site Location: Tin City, LRRS, Alaska

Scope of Work: test borings, monitoring wells, surface soil samples, surface water/sediment samples, HAND Auger, SS

Safety Topics Presented

Protective Clothing/Equipment: steel toed boots, hard hat, gloves, ear and eye protection, ~~tyvek, safanex protective suit, chemical resistant apron~~

Chemical Hazards: Hexane, BETX, Diesel, Solvents
Methanol,

Physical Hazards: Drilling-operations, Spilling and falling, hypothermia, noise
sewer, ATV,

Special Equipment: Helmet,

Other: _____

Emergency Procedures: shut of drill rig, give emergency assistance, call for ambulance ~~911~~
if needed, transport to hospital See Map _____

Hospital: Phone: 907-443-3311; 907-443-3353 Ambulance Phone: _____

Hospital Address and Route: Norton Sound Regional Hospital

ATTENDEES

TIN CITY LRRS
TAILGATE SAFETY MEETING

NAME PRINTED

SIGNATURE

Burt Berglund

Burt Berglund

John DeGeorge

John DeGeorge

Douglas Geist

Douglas Geist

Meeting Conducted By:

B. McLean

Name Printed

B. McLean

Signature

Projected Safety Officer: _____

Project Manager: _____

Tailgate Safety Meeting Form

Date: 7-12-95 Time: _____ Job Number: 3380.0020

Client: AFCEE Site Location: Tin City, LRRS, Alaska

Scope of Work: test borings, monitoring wells, surface soil samples, surface water/sediment samples, hand borings, PCB wipes

Safety Topics Presented

Protective Clothing/Equipment: steel toed boots, hard hat, gloves, ear and eye protection, tyvek, saranex protective suit, chemical resistant apron

Chemical Hazards: Hexane, BETX, Diesel, Solvents, Mags, metals, PCB

Physical Hazards: Drilling operations, Spilling and falling, hypothermia, noise
ATV

Special Equipment: OID, exp., helmet

Other: _____

Emergency Procedures: shut of drill rig, give emergency assistance, call for ambulance -911 if needed, transport to hospital See Map

Hospital: Phone: 907-443-3311; 907-443-3353

Ambulance Phone: Air VA

Hospital Address and Route: Norton Sound Regional Hospital

1800 478 5433
A947

ATTENDEES

TIN CITY LRRS
TAILGATE SAFETY MEETING

NAME PRINTED

SIGNATURE

CHRIS E. BOSTICK

Chris E. Bostick

John DeGeorge

John DeGeorge

Douglas Quist

Douglas Quist

Meeting Conducted By:

B. McLean
Name Printed

B. McLean
Signature

Projected Safety Officer: _____

Project Manager: _____

Appendix E

Survey Data

APPENDIX E
Survey Data
Tin City LRRS, Alaska

IRP Site	Soil Boring Number	Northing	Easting	Elevation (feet)
AOC 1	B001SB	4229671.606	1342901.286	18.38
AOC 1	B002SB	4229696.925	1342910.172	20.52
AOC 1	B004SB	4229678.251	1342866.950	19.82
AOC 1	B003SB	4229707.388	1342876.635	23.36
AOC 1	B005SB	4229610.703	1342930.999	13.79
AOC 1	B006SB	4229523.843	1342959.251	4.31
ST 12c	SBJ001	4229977.032	1348911.567	245.70
ST 12c	SBJ002	4229996.494	1348906.764	246.17
ST 12c	SBJ003	4230016.076	1348905.061	246.35
ST 12c	SBJ004	4230004.347	1348921.614	248.49
ST 12c	SBJ005	4230058.755	1348939.160	250.77
ST 12c	SBJ006	4230011.782	1348936.702	251.25
ST 12c	SBJ007	4229963.215	1348935.968	251.24
ST 12c	SBJ008	4229938.820	1348913.516	245.47
ST 12c	SBJ009	4229989.670	1348879.216	245.19
ST 12c	SBJ010	4230001.415	1348839.871	244.72
BKG	BG-1	4230209.933	1348526.857	239.29
BKG	K-001	4230588.353	1348937.631	247.24
ST 12b	SBD001	4231318.558	1342540.895	262.48
ST 12b	SBD002	4231333.818	1342542.118	263.38
ST 12b	SBD003	4231329.667	1342555.954	261.82
SS 14a	E-3	4230672.219	1342420.930	244.73
SS 14a	E-1	4230749.737	1342385.840	249.52
SS 14a	E-2A	4230713.868	1342361.541	250.78
SS 14a	E-2B	4230733.907	1342355.452	251.65
SS 14a	E-2C	4230747.987	1342350.979	252.77
SS 14a	E-4	4230734.045	1342334.275	253.28
SS 14a	E-5	4230712.051	1342326.160	253.27
SS 14a	E-6	4230688.842	1342314.348	253.53
SS 14b	F-4	4230663.715	1342284.888	254.33
SS 14b	F-2	4230654.221	1342317.040	253.12
SS 14b	F-3	4230631.835	1342343.790	250.46
SS 14b	F-1	4230587.610	1342318.449	242.65
ST 12a	C-4B	4230606.700	1342137.534	260.70
ST 12a	C-2B	4230624.626	1342157.637	260.12
ST 12a	C-3B	4230627.234	1342199.889	257.99
ST 12a	C-1	4230580.072	1342171.831	259.86
SS 13a	G-3	4230665.045	1340975.899	280.38
SS 13a	G-7	4230582.373	1341004.026	274.19
SS 13a	G-1	4230614.822	1341022.810	276.62
SS 13a	G-2	4230635.615	1341020.447	276.61
SS 13a	G-8	4230645.221	1341057.576	273.32
SS 13a	G-5	4230590.692	1341060.842	264.74
SS 13a	SET5/8"Rebar w/1/2"Alcap	4228811.232	1345317.071	26.20
SS 13a	G-4	4230602.199	1340980.117	276.00
SS 13a	G-6	4230623.116	1340954.593	279.00

Appendix F

Chain-of-Custody Forms

Please return Cooler # Blue Ice
 to: Montgomery Watson
 4100 Spennard Road
 Anchorage, Alaska 99517

C of C # pg 1/2
 Custody Seal # 2967266, 2965215
 2951, 2988

USAF (ALASKA)
 TIN CITY LRRS

CHAIN OF CUSTODY FORM

PROJ. NO. 3380.0020	LABORATORY NAME EAL		TOTAL NO. OF CONTAINERS		LAB USE ONLY						Samples Were: 1 Shipped or hand delivered Notes: 2 Ambient or Chilled Notes: 3 Temperature 4 Received Broken/Leaking (Improperly sealed) Notes: 5 Properly Preserved Notes: 6 Received Within Holding Times Notes:
	DATE	TIME	G/C	SAMPLE ID NUMBER	VOC-8260A: 5.4oz Jar (HCl)	BTEX-8020A: 5.4oz Jar (HCl)	PRO-AKT01: 5.4oz Jar (HCl)	PRO/PRO-AKT02/103: 5.4oz Jar / W TL amber bottle (HCl)	AS BR. CA. G/C (HCl) 5.4oz Jar, Ag. (HCl)	SEM/OC-270A: 5.4oz Jar (HCl)	
	7/11/95	1830	G-S	95TC80015801	X	X	X	X	X	X	
	7/11/95	1845	G-S	95TC80025801	X	X	X	X	X	X	
	7/11/95	1900	G-S	95TC80035801	X	X	X	X	X	X	
	7/11/95	1915	G-S	95TC80045801	X	X	X	X	X	X	
	7/11/95	1930	G-S	95TC80055801	X	X	X	X	X	X	
	7/11/95	1945	G-S	95TC80065801	X	X	X	X	X	X	
	7/11/95	1100	G-S	95TC60015801	X	X	X	X	X	X	
	7/11/95	1150	G-S	95TC60055803	X	X	X	X	X	X	
	7/11/95	1130	G-S	95TC400155							
	7/11/95	1140	G-S	95TC100255							
	7/11/95	1100	G-WI	95TC1001WI							
	7/11/95	1110	G-WI	95TC1002WI							
	7/11/95	1120	G-WI	95TC1003WI							
	7/11/95	1130	G-WI	95TC1004WI							
	7/11/95			95TC1005WI							
	7/11/95			95TC1006WI							

Checked by	Relinquished by	Shipped Via	Received by	Date	Time
<u>[Signature]</u>	<u>[Signature]</u>	FED EX			

AIR BILL # 3210718346
3210718361
3210718350
 7/12/95 2:30pm

C of C # 2 pg 1 of 1
 Custody Seal # 2179, 2980, 2981, 2984, 2993, 2993, 2985, 2989, 2978, 2977
 Chain of Custody Form 951033
 Job No. # 10370
 Please return Cooler # Blue Ice
 to: Montgomery Watson
 4100 Spennard Road
 Anchorage, Alaska 99517

USAF (ALASKA)
LAM MEA
TIN CITY LRRS

PROJ. NO. 3380.0020	LABORATORY NAME EAL	G/C	SAMPLE ID NUMBER	TOTAL NO. OF CONTAINERS	LAB USE ONLY											
					LAB USE ONLY	LAB USE ONLY	LAB USE ONLY	LAB USE ONLY	LAB USE ONLY	LAB USE ONLY						
7/14/95	1800		9570A001SW	10	X	X	X	X	X	X	X	X	X	X	1 Shipped or hand delivered	10159
7/14/95	1805		9570A001SD	8	X	X	X	X	X	X	X	X	X	X	Notes:	10160
7/12/95	1810		9570A002SW	10	X	X	X	X	X	X	X	X	X	X	Notes:	10161
7/12/95	1815		9570A004SD	8	X	X	X	X	X	X	X	X	X	X	2 Ambient or Chilled	10162
7/12/95	1820		9570A003SW	21	X	X	X	X	X	X	X	X	X	X	Notes:	10163
7/12/95	1825		9570A003SD	8	X	X	X	X	X	X	X	X	X	X	3 Temperature	10164
7/12/95	1830		9570A003SW	10	X	X	X	X	X	X	X	X	X	X	4 Received Broken/Leaking (Improperly sealed)	9510165
7/12/95	1835		9570A003SD	8	X	X	X	X	X	X	X	X	X	X	Notes:	9510166
7/12/95	1530		9570A001SW	9	X	X	X	X	X	X	X	X	X	X	5 Properly Preserved	9510167
7/12/95	1530		9570A001SD	7	X	X	X	X	X	X	X	X	X	X	Notes:	9510168
7/12/95	1600		9570A002SW	7	X	X	X	X	X	X	X	X	X	X	6 Received Within Holding Times	9510169
7/12/95	1630		9570A002SD	7	X	X	X	X	X	X	X	X	X	X	Notes:	9510170
7/12/95	1915		9570A000A7B	16	X	X	X	X	X	X	X	X	X	X	Notes:	

Checked by	Relinquished by	Shipped Via	Received by	Date	Time
<i>[Signature]</i>	<i>[Signature]</i>	AK Goldstream	<i>[Signature]</i>	7/19/95	10:30

LAB USE ONLY

COC Tape Was: **57R**

1 Present on outer Package N NA

2 Unbroken on Outer Package Y NA

3 Present on Sample Y NA

4 Unbroken on Sample Y NA

Discrepancies Between Sample Labels and COC Record? Y Notes:

Canceled 951033W EA#951033

* all was affected
 ** only partial affected

100020

Please return Cooler # Blue Ice
to: Montgomery Watson
4100 Spenard Road
Anchorage, Alaska 99517

USAF (ALASKA) LAM: MEA
TIN CITY LRRS 9510330

CHAIN OF CUSTODY FORM

Custody Seal # 2388/2389

PROJ. NO. 3380.0020	LABORATORY NAME EAL	TOTAL NO. OF CONTAINERS	LAB USE ONLY								
			VOC-8250A: 5.4oz Jar (HCL)	GPC-AK101: 5.4oz Jar (HCL)	GPC-AK102: 5.4oz Jar (HCL)	GPC-AK102/105: 5.4oz Jar (HCL)					
DATE	TIME	G/C	SAMPLE ID NUMBER								
7/12	1900	W	9510198	X	X	X	X	X	X	X	LAB USE ONLY
7/12	1930	W	OR3RE	X	X	X	X	X	X	X	LAB USE ONLY
7/12	1930	W	9510200	X	X	X	X	X	X	X	LAB USE ONLY
SAMPLERS: (Signature <u>Bond</u>)										LAB USE ONLY	
S- Soil W- Water										LAB USE ONLY	
VOC-8250A: 5.4oz Jar (HCL)										LAB USE ONLY	
GPC-AK101: 5.4oz Jar (HCL)										LAB USE ONLY	
GPC-AK102: 5.4oz Jar (HCL)										LAB USE ONLY	
GPC-AK102/105: 5.4oz Jar (HCL)										LAB USE ONLY	
Ar, Ba, Cd, Cr, Pb, Hg, Se, Ag, 5.8oz Jar / W 1L amber bottle (HCl)										LAB USE ONLY	
Semi-VOC-8270A: 5.8oz Jar (HCl)										LAB USE ONLY	
Pesticides/PCBs/PAHs: 5.8oz Jar (HCl)										LAB USE ONLY	
EPA-821: 5.8oz Jar (HCl)										LAB USE ONLY	
Samples Were: 1 Shipped or hand delivered Notes: 2 Ambient or Chilled Notes: 3 Temperature 5.1 5.9 8.8 5.9 4 Received Broken/Leaking (Improperly sealed) Notes: 5 Properly Preserved Notes: 6 Received Within Holding Times Notes:											

Checked by	Relinquished by	Shipped Via	Received by	Date	Time
<u>[Signature]</u>	<u>[Signature]</u>	AK Goldstream	<u>[Signature]</u>	7/13/95	8:00
				7/19/95	10:30
		AIR BILL #	4368 7356		

COC Tape Was:				
1 Present on outer Package	<u>Y</u>	N	NA	Notes:
2 Unbroken on Outer Package	<u>Y</u>	N	NA	
3 Present on Sample	<u>Y</u>	N	NA	
4 Unbroken on Sample	<u>Y</u>	N	NA	
Discrepancies Between Sample Labels and COC Record?			<u>N</u>	Notes:

1745

200020

Job No. # 951033
 Please return Cooler # Blue Ice
 to: Montgomery Watson
 4100 Spenard Road
 Anchorage, Alaska 99517
 USAF (ALASKA)
 TIN CITY LRRS
 CHAIN OF CUSTODY FORM
 Custody Seal # 2858, 2860, 2859
 2976
 S- Soil
 W- Water

PROJ. NO. 3380.0020	LABORATORY NAME EAL	TOTAL NO. OF CONTAINERS	LAB USE ONLY																
			VOC-8260A: 5.4oz Jar, W-3.40ml Vial (HC)		DRO-AK101: 5.4oz Jar, W-3.40ml Vial (HC)		DRO-AC102: 5.4oz Jar, W-3.40ml Vial (HC)		SEM-100C-2710C: 5.9oz Jar, W-1.1ml amber bottle (MOC)		SEM-100C-2710C: 5.9oz Jar, W-1.1ml amber bottle (MOC)								
DATE	TIME	SAMPLER: (Signature)	SAMPLE ID NUMBER	LAB USE ONLY	LAB USE ONLY	LAB USE ONLY	LAB USE ONLY	LAB USE ONLY	LAB USE ONLY	LAB USE ONLY	LAB USE ONLY	LAB USE ONLY	LAB USE ONLY	LAB USE ONLY	LAB USE ONLY	LAB USE ONLY	LAB USE ONLY	LAB USE ONLY	LAB USE ONLY
7/13/95	1340	W	957080025W	X	X	X	X	X	X	X	X	X	X	X	X	X	X	X	X
7/13/95	1500	W	957080025W	X	X	X	X	X	X	X	X	X	X	X	X	X	X	X	X
7/13/95	1800	W	957080025W	X	X	X	X	X	X	X	X	X	X	X	X	X	X	X	X
7/13/95	1830	W	957080025W	X	X	X	X	X	X	X	X	X	X	X	X	X	X	X	X
7/13/95	2100	W	957080035W	X	X	X	X	X	X	X	X	X	X	X	X	X	X	X	X
7/13/95	1915	W	957081004TB	X	X	X	X	X	X	X	X	X	X	X	X	X	X	X	X
7/13/95	1900	W	957080041E	X	X	X	X	X	X	X	X	X	X	X	X	X	X	X	X

Checked by [Signature] Date 7/13/95 Received by [Signature] Date 7/19/95 Time 1030
 Relinquished by [Signature] Shipped Via FEDEX
 AIR BILL # 3210718372
3210718383

Samples Were:
 1 Shipped or hand delivered
 Notes:
 2 Ambient or Chilled
 Notes:
 3 Temperature 51.5, 51.5, 51.5, 51.5, 51.5, 51.5
 4 Received Broken/
 Notes:
 5 Properly Preserved
 Notes:
 6 Received Within Holding Times
 Notes:

SENT 17425

USA 886083mt
 please return Cooler # Blue Ice
 to: Montgomery Watson
 4100 Spenard Road
 Anchorage, Alaska 99517

USAF (ALASKA) RPT # 951019
 Locater
 code: L10

CHAIN OF CUSTODY FORM
 C of C # 5 Pesticides need a Smil Final Wiretin City LRRS
 Custody Seal # 4179/4192 Bx1 Bx2 LPM: meA 4DfEdD Due 8/8/95

PROJ. NO. 3380.0020	LABORATORY NAME EAL	TOTAL NO. OF CONTAINERS	LAB USE ONLY																	
			VOC-8020A: 5 4oz jar, W-340ml vial (HCl)	BTEX-8020A: 5 4oz jar, W-340ml vial (HCl)	GRO-AKT01: 5 4oz jar, W-340ml vial (HCl)	PRO-AKT02: 5 8oz jar, W-1L amber bottle (HCl)	PRO-TRC-AKT102/103: 5 8oz jar, W-1L amber bottle (HCl)	SEM-VOC-8270A: 5 8oz jar, 500ml poly (HNO3)	pesticides/PCE-8090A: 5 8oz jar, W-1L amber bottle	LAB USE ONLY										
510072	1900 W	6	X	X	X	X	X	X	X	X	X									
510073	1915 W	8	X	X	X	X	X	X	X	X	X	X	X	X	X	X	X	X	X	X
510074	1320 S	5 MS/MSD	X																	
510075	1700 S	2	X																	
510076	1705 S	2	X																	
510077	1710 S	2	X																	
510078	1815 S	8 MS/MSD	X																	
510079	1320 S	6	X																	
510080	1340 S	6	X																	
510081	1530 S	7	X																	
510082	1680 S	5	X																	
510083	1665 S	2	X																	
510084	1920 W	3	X																	
510085	0900 S	3	X																	
510086	1000 S	3	X																	

Checked by	Relinquished by	Shipped Via	Received by	Date	Time
		FedEx VCA	Bevin	7/18/95	10:45
			M. Karam	7/18/95	10:45

COC Tape Was:		LAB USE ONLY				Notes:
1 Present on outer Package	<input type="checkbox"/>	1 Present on outer Package	<input checked="" type="checkbox"/>	2 Unbroken on Outer Package	<input checked="" type="checkbox"/>	N NA
2 Unbroken on Outer Package	<input checked="" type="checkbox"/>	3 Present on Sample	<input type="checkbox"/>	4 Unbroken on Sample	<input type="checkbox"/>	N NA
3 Present on Sample	<input type="checkbox"/>	Discrepancies Between Sample Labels and COC Record?	<input type="checkbox"/>			N NA
4 Unbroken on Sample	<input type="checkbox"/>					N NA

7407 12796.10
 Bx2 321071839H
 AIR BILL # 321071839H
 Bx1

330002

Report to be filed to PG 1-2-75/10/95
 John JMW EDD's Dye 8/10/95
 C of C # 6 P/A
 Custody Seal # _____
 USAF (ALASKA) Locator Code: M3
 TIN CITY LRRS
 CHAIN OF CUSTODY FORM
 Please return Cooler # Blue Ice
 to: Montgomery Watson
 4100 Spenard Road
 Anchorage, Alaska 99517
 Project Summary

PROJ. NO. 3380.0020	LABORATORY NAME EAL	TOTAL NO. OF CONTAINERS	SAMPLERS: (Signature) <u>John JMW EDD's</u>				DATE	TIME	G/C	SAMPLE ID NUMBER	S- Soil W- Water	LAB USE ONLY												
			VOC-8250A: 5.0oz jar, W-3.0oz vial (HC)	GRO-AK101: 5.0oz jar, W-3.0oz vial (HC)	PRO-AK102: 5.0oz jar, W-3.0oz vial (HC)	PRO-PRO-AK102/105: 5.0oz jar, W-1L amber bottle (HC)						SEM-NOV-8270A: 5.0oz jar, W-1L amber bottle (HC)	RESIDUAL/PCE-8080K: 5.0oz jar, W-1L amber bottle	LAB USE ONLY	Samples Were: 1 Shipped or hand delivered Notes:	2 Ambient or Chilled Notes:	3 Temperature 4 Received Broken/ Leaking (Improperly sealed) Notes:	5 Properly Preserved Notes:	6 Received Within Holding Times Notes:					
510270		3				7/15	1330	S	95TC E001 SB 2.0	X	X	X												
510271		3				7/15	1245	S	95TC E002 SB 3.0	X	X	X												
**		6				7/15	1415	S	95TC E004 SB 3.0	X	X	X												
510273		6				7/15	1900	W	95TC M007 TB	X	X	X												
510274		6				7/15	1345	S	95TC F005 SB 3.0	X	X	X												
510275		1				7/15	1400	S	95TC E005 SB 5.0	X	X	X												
510276		6				7/15	1630	S	95TC E006 SB 3.0	X	X	X												
510277		5				7/15	1745	S	95TC F002 SB 3.0	X	X	X												
510278		5				7/15	1800	S	95TC F002 SB 5.0	X	X	X												
**		4				7/15	1845	S	95TC F004 SB 3.0	X	X	X												
510280		6				7/15	2000	S	95TC F004 SB 12.0	X	X	X												
510281		5				7/16	1450	S	95TC F001 SB 2.0	X	X	X												
510282		3				7/16	1445	S	95TC F001 SB 5.0	X	X	X												
510283		5				7/16	1130	S	95TC F003 SB 3.0	X	X	X												
510284		6				7/16	1300	S	95TC F003 SB 7.0	X	X	X												

Checked by	Relinquished by	Shipped Via	Received by	Date	Time
	<u>John JMW EDD's</u>	<u>Priority</u>	<u>John JMW EDD's</u>	<u>7/20/95</u>	<u>10:00</u>
		AIR BILL #			

LAB USE ONLY
 COC Tape Was:
 1 Present on outer Package (Y) NA
 2 Unbroken on Outer Package (Y) NA
 3 Present on Sample (Y) NA
 4 Unbroken on Sample (Y) NA
 Discrepancies Between Sample Labels and COC Record? (Y) NA Notes:
 * 9 STCE 004 SB 3.0 on bottles (4) bottles should be 9 STCE 004 SB 3.0 times.

44
 P160 MW EDD5
 Due 8/10/95
 Page 2 of 2
 C of C # _____
 Custody Seal # R/A
 Please return Cooler # Blue Ice
 to: Montgomery Watson
 4100 Spensard Road
 Anchorage, Alaska 99517
 USAF (ALASKA) locator Code: M3
 TIN CITY LRRS
 CHAIN OF CUSTODY FORM
 Project Summary

PROJ. NO. 3380.0020	LABORATORY NAME EAL		TOTAL NO. OF CONTAINERS	LAB USE ONLY								
	DATE	TIME		G/C	SAMPLE ID NUMBER	VOC-8250A: 5.4oz jar (HCl)	GR0-AKT02: 5.4oz jar (HCl)	DR0-AKT02: 5.4oz jar (HCl)	AS-5.8oz jar/W 500ml poly (HNO3)	SemiVOC-2270K: 5.8oz jar (HNO3)	Particulate/PCB-8080K: 5.8oz jar (HNO3)	Egypcol-8015and: 5.8oz jar (HNO3)
510285	7/16	1600	S	95TC C001SB50	X	X	X	X	X	X	X	1 Shipped or hand delivered Notes: 2 Ambient or Chilled Notes: 3 Temperature 4/16 4.5 4 Received Broken/Leaking (Improperly sealed) Y N Notes: 5 Properly Preserved Y N Notes: 6 Received Within Holding Times Y N Notes:
510286	7/16	1900	W	95TC M 008 TB	X	X	X	X	X	X	X	
510287	7/16	1915	W	95TC L007 RI	X	X	X	X	X	X	X	
* 510288	7/16	1830	S	95TC D002SB2.0	X	X	X	X	X	X	X	
				* Bottle is 95TC C001SB 2.0								

Checked by	Relinquished by	Shipped Via	Received by	Date	Time
	<i>[Signature]</i>	Bennygin	<i>[Signature]</i>	7/28/95	10:00
		AIR BILL #	See pg 1		

20002

Due 8/2/95
 Custody Seal # N/A

Summa City LRRS
 Chain of Custody Form

USAF (ALASKA) Locator Code: M3
 to: Montgomery Watson
 4100 Spensard Road
 Anchorage, Alaska 99517

Blue Ice

PROJ. NO. 3380.0020	LABORATORY NAME EAL	TOTAL NO. OF CONTAINERS	S- Soil W- Water						LAB USE ONLY		
			VOC-8260A: 5.4oz jar/ 3.4ozm vial (HC)	GR0-AK101: 5.4oz jar/ 3.4ozm vial (HC)	GR0-AK102: 5.4oz jar/ 3.4ozm vial (HC)	GR0-RAC-AK102/105: 5.4oz jar/ W TL amber bottle (HC)	SM-VOC-8270A: 5.4oz jar/ W TL amber bottle (HC)	SM-VOC-8270B: 5.4oz jar/ W TL amber bottle (HC)		Particle/PCB/ROK: 5.4oz jar/ W TL amber bottle (HC)	E-GYCO-8015/8020: 5.4oz jar/ W TL amber bottle (HC)
510289	S 95TC D008 SB2.0	6	X	X	X	X	X	X	X	X	1 Stopped or hand delivered
510290	W 95TC L008 RI	11	X	X	X	X	X	X	X	X	Notes: 2 Ambient or Chilled
510291	W 95TC M009 TB	6	X	X	X	X	X	X	X	X	Notes: 3 Temperature 4.1 to 4.5
510292	S 95TC D001 SB4.0	8	X	X	X	X	X	X	X	X	Notes: 4 Received Broken/Leaking (Improperly sealed)
510293	S 95TC D003 SB1.0	8	X	X	X	X	X	X	X	X	Notes: 5 Properly Preserved
510294	S 95TC D003 SB7.0	6	X	X	X	X	X	X	X	X	Notes: 6 Received Within Holding Times
510295	S 95TC G003 SB2.0	9	X	X	X	X	X	X	X	X	Notes: N
510296	S 95TC G004 SB6.5	4	X	X	X	X	X	X	X	X	Notes: N
510297	S 95TC G006 SB02.0	5	X	X	X	X	X	X	X	X	Notes: N
510298	S 95TC G007 SB01.5	5	X	X	X	X	X	X	X	X	Notes: N
510299	S 95TC G001 SB5	3	X	X	X	X	X	X	X	X	Notes: N
510300	S 95TC G002 SB01.5	7	X	X	X	X	X	X	X	X	Notes: N
510301	S 95TC G008 SB01.5	6	X	X	X	X	X	X	X	X	Notes: N
510302	S 95TC G008 SB03.0	43	X	X	X	X	X	X	X	X	Notes: N
		e 7/14/95									

Checked by		Relinquished by		Shipped Via		Received by		Date		Time	
K. Anderson		K. Anderson		Brown		D. Baker		7-17-95		7-17-95	

LAB USE ONLY	
COC Tape Was:	
1 Present on outer Package	<input checked="" type="checkbox"/>
2 Unbroken on Outer Package	<input checked="" type="checkbox"/>
3 Present on Sample	<input checked="" type="checkbox"/>
4 Unbroken on Sample	<input checked="" type="checkbox"/>
Discrepancies Between Sample Labels and COC Record?	<input checked="" type="checkbox"/>

LAB USE ONLY	
Notes:	N
Notes:	NA
Notes:	NA
Notes:	NA
Notes:	NA

C of C # 9
 Custody Seal # N/A
 USAF (ALASKA)
 TIN CITY LRRS
 CHAIN OF CUSTODY FORM
 RPT#951064
 4100 Spenard Road
 Anchorage, Alaska 99517
 Please return Cooler # Blue Ice
 to: Montgomery Watson

PROJ. NO. 3380.0020	LABORATORY NAME EAL		TOTAL NO. OF CON- TAINERS	LAB USE ONLY					
	DATE	TIME		G/C	SAMPLE ID NUMBER	VOC-8250A: 5.4oz jar (HCl)	PRO/REG-AK102: 5.4oz jar (HCl)	SEM/OC-270A: 5.8oz jar (HCl)	LAB USE ONLY
510452	7/19	1300	S	95TCJ001SB1.0	X	X	X	X	1 Shipped or hand delivered
510453	7/19	1315	S	95TCJ002SB1.0	X	X	X	X	Notes:
510454	7/19	1330	S	95TCJ003SB1.0	X	X	X	X	2 Ambient or Chilled
510455	7/19	1400	S	95TCJ009SB1.0	X	X	X	X	Notes:
510456	7/19	1345	S	95TCJ008SB1.0	X	X	X	X	3 Temperature
510457	7/19	1415	S	95TCJ010SB1.0	X	X	X	X	3 to 4
510458	7/19	1600	S	95TCI00155	X	X	X	X	4 Received Broken/Leaking
510459	7/19	1630	S	95TCI00255	X	X	X	X	(Improperly sealed)
									5 Properly Preserved
									Notes: Y N
									6 Received Within Holding Times
									Notes: Y N
S= Soil W= Water				COC Tape Was:					
1 Present on outer Package				Y					
2 Unbroken on Outer Package				Y					
3 Present on Sample				Y					
4 Unbroken on Sample				Y					
Discrepancies Between Sample Labels and COC Record?				Y					
Notes:				N					

IDA 25ml orange
 Pesticide 5ml and 50ml
 Received by S. Archer Date 7/22/95 Time 11:15
 AIR BILL # 32-10710452
 W7481

WAF 2001 1000 of
Pesticides 5 ml volume
C of C # 12
Custody Seal # R/A

407 EAD
LPM: MEA
DUE
951069811445

USAF (ALASKA)
TIN CITY LRRS
CHAIN OF CUSTODY FORM

Please return Cooler # ___/Blue Ice
to: Montgomery Watson
4100 Spenard Road
Anchorage, Alaska 99517

PROJ. NO. 3380.0020	LABORATORY NAME EAL		TOTAL NO. OF CONTAINERS	SAMPLERS: (Signature) <i>[Signature]</i>									
	DATE	TIME		G/C	SAMPLE ID NUMBER	VOC-8020A: 5.4oz jar, W-3.4oz ml vial (HC)	BTK-8020A: 5.4oz jar, W-3.4oz ml vial (HC)	GRO-AK101: 5.9oz jar, W-3.0ml vial (HC)	PRO-AK102: 5.9oz jar, W-3.0ml vial (HC)	AP-80: Cd, Cr, Pb, Hg, Se, Ag, 5.9oz jar, W-1.0ml vial (HC)	SEM/VC-8270A: 5.9oz jar, W-1.0ml vial (HC)	TRANS/MS-8080A: 5.9oz jar, W-1.0ml vial (HC)	LAB USE ONLY
510432	7/19	1610	W1	95 TC 1 + 001 WI									1 Shipped or hand delivered Notes: PCB
510433	7/19	1620	W1	95 TC 1 + 002 WI									1 Shipped or hand delivered Notes: PCB
510434	7/19	1630	W1	95 TC 1 + 003 WI									1 Shipped or hand delivered Notes: PCB
510435	7/19	1640	W1	95 TC 1 + 004 WI	X								2 Ambient or Chilled Notes: PCB
510436	7/19	0900	S	95 TC B 001 SB 1.0	X								3 Temperature 3 to 4.1
510437	7/19	0915	S	95 TC B 002 SB 1.0	X								4 Received Broken/Leaking (Improperly sealed) Y N
510438	7/19	0930	S	95 TC B 003 SB 1.0	X								5 Properly Preserved Y N
510439	7/19	0945	S	95 TC B 004 SB 1.0	X								6 Received Within Holding Times Y N
510440	7/19	1000	S	95 TC B 005 SB 1.0	X								
510441	7/19	1015	S	95 TC B 006 SB 1.0	X								
510442	7/19	1430	S	95 TC K 001 SS	X								
510443	7/19	1445	S	95 TC K 003 SS	X								
510444	7/19	2000	W	95 TC M 012 TB	X								
510445	7/19	1600	W	95 TC A 001 SW	X								
510446	7/19	1700	W	95 TC A 002 SW	X								

LAB USE ONLY		COC Tape Was:	
1 Present on outer Package	Y	1 Present on outer Package	Y
2 Unbroken on Outer Package	Y	2 Unbroken on Outer Package	Y
3 Present on Sample	Y	3 Present on Sample	Y
4 Unbroken on Sample	Y	4 Unbroken on Sample	Y
Discrepancies Between Sample Labels and COC Record?	Y	Notes:	NA

100020
Bx 2 →

15457

Appendix G

Analytical Data

TIN CITY LRRS
Analytical Results Summary
Field Quality Control

IRP SITE: QC

IRP DESCRIPTION: Field Quality Control

Location	Sample ID	Depth(ft)	Matrix	Analyte	Result	MRL	Units
RI L02	95TCL002RI	N/A	Water/Rinsate; dredge	TPH, diesel-range	ND	(100.0000)	UG/L
				TPH, gasoline-range	ND	(100.0000)	UG/L
				Arsenic	ND	(1.0000)	UG/L
				Barium	ND	(17.0000)	UG/L
				Cadmium	ND	(1.0000)	UG/L
				Chromium	ND	(2.0000)	UG/L
				Lead	1.1000	(1.0000)	UG/L
				Selenium	ND	(2.0000)	UG/L
				Silver	ND	(3.0000)	UG/L
				Mercury	ND	(0.1000)	UG/L
				4,4'-DDD	ND	(0.0500)	UG/L
				4,4'-DDE	ND	(0.0500)	UG/L
				4,4'-DDT	ND	(0.0500)	UG/L
				Aldrin	ND	(0.0250)	UG/L
				Aroclor-1016	ND	(0.5000)	UG/L
				Aroclor-1221	ND	(1.0000)	UG/L
				Aroclor-1232	ND	(0.5000)	UG/L
				Aroclor-1242	ND	(0.5000)	UG/L
				Aroclor-1248	ND	(0.5000)	UG/L
				Aroclor-1254	ND	(0.5000)	UG/L
				Aroclor-1260	ND	(0.5000)	UG/L
				Chlordane, technical	ND	(0.5000)	UG/L
				Dieldrin	ND	(0.0500)	UG/L
				Endosulfan I	ND	(0.0250)	UG/L
				Endosulfan II	ND	(0.0500)	UG/L
				Endosulfan sulfate	ND	(0.0500)	UG/L
				Endrin	ND	(0.0500)	UG/L
				Endrin aldehyde	ND	(0.0500)	UG/L
				Heptachlor	ND	(0.0250)	UG/L

BI = Datum associated with contaminated trip blank or laboratory method blank.
 G = Result affected by non-target hydrocarbons (e.g., diesel influence in GRO analysis).
 I = Chromatographic pattern associated with result is not recognized.
 J = Estimated value; bias unknown.
 M = Result influenced by matrix effects.
 ND = Not detected.

TIN CITY LRRS
Analytical Results Summary
Field Quality Control

IRP SITE: QC

IRP DESCRIPTION: Field Quality Control

Location	Sample ID	Depth(ft)	Matrix	Analyte	Result	MRL	Units
RI L02	95TCL002RI	N/A	Water/Rinsate; dredge	Heptachlor epoxide	ND	(0.0250)	UG/L
				Methoxychlor	ND	(0.2500)	UG/L
				Toxaphene	ND	(2.5000)	UG/L
				alpha-BHC	ND	(0.0250)	UG/L
				beta-BHC	ND	(0.0250)	UG/L
				delta-BHC	ND	(0.0250)	UG/L
				gamma-BHC	ND	(0.0250)	UG/L
				1,1,1,2-Tetrachloroethane	ND	(1.0000)	UG/L
				1,1,1-Trichloroethane	ND	(1.0000)	UG/L
				1,1,2,2-Tetrachloroethane	ND	(1.0000)	UG/L
				1,1,2-Trichloroethane	ND	(1.0000)	UG/L
				1,1-Dichloroethane	ND	(1.0000)	UG/L
				1,1-Dichloroethene	ND	(1.0000)	UG/L
				1,1-Dichloropropene	ND	(1.0000)	UG/L
				1,2,3-Trichlorobenzene	ND	(1.0000)	UG/L
				1,2,3-Trichloropropane	ND	(1.0000)	UG/L
				1,2,4-Trichlorobenzene	ND	(1.0000)	UG/L
				1,2,4-Trimethylbenzene	ND	(1.0000)	UG/L
				1,2-Dibromo-3-chloropropane	ND	(1.0000)	UG/L
				1,2-Dibromoethane	ND	(1.0000)	UG/L
				1,2-Dichlorobenzene	ND	(1.0000)	UG/L
				1,2-Dichloroethane	ND	(1.0000)	UG/L
				1,2-Dichloropropane	ND	(1.0000)	UG/L
				1,3,5-Trimethylbenzene	ND	(1.0000)	UG/L
				1,3-Dichlorobenzene	ND	(1.0000)	UG/L
				1,3-Dichloropropane	ND	(1.0000)	UG/L
				1,4-Dichlorobenzene	ND	(1.0000)	UG/L
				1-Chlorohexane	ND	(1.0000)	UG/L
				2,2-Dichloropropane	ND	(1.0000)	UG/L

BI = Datum associated with contaminated trip blank or laboratory method blank.
 G = Result affected by non-target hydrocarbons (e.g., diesel influence in GRO analysis).
 I = Chromatographic pattern associated with result is not recognized.
 J = Estimated value; bias unknown.
 M = Result influenced by matrix effects.
 ND = Not detected.

TIN CITY LRRS
Analytical Results Summary
Field Quality Control

IRP SITE: QC

IRP DESCRIPTION: Field Quality Control

Location	Sample ID	Depth(ft)	Matrix	Analyte	Result	MRL	Units
RI L02	95TCL002RI	N/A	Water/Rinsate; dredge	2-Chlorotoluene	ND	(1.0000)	UG/L
				4-Chlorotoluene	ND	(1.0000)	UG/L
				Benzene	ND	(1.0000)	UG/L
				Bromobenzene	ND	(1.0000)	UG/L
				Bromochloromethane	ND	(1.0000)	UG/L
				Bromodichloromethane	ND	(1.0000)	UG/L
				Bromoform	ND	(1.0000)	UG/L
				Bromomethane	ND	(1.0000)	UG/L
				Carbon tetrachloride	ND	(1.0000)	UG/L
				Chlorobenzene	ND	(1.0000)	UG/L
				Chloroethane	ND	(1.0000)	UG/L
				Chloroform	ND	(1.0000)	UG/L
				Chloromethane	ND	(1.0000)	UG/L
				Dibromochloromethane	ND	(1.0000)	UG/L
				Dibromomethane	ND	(1.0000)	UG/L
				Dichlorodifluoromethane	ND	(1.0000)	UG/L
				Ethylbenzene	ND	(1.0000)	UG/L
				Hexachlorobutadiene	ND	(1.0000)	UG/L
				Isopropylbenzene	ND	(1.0000)	UG/L
				Methylene chloride	ND	(1.0000)	UG/L
				Naphthalene	ND	(1.0000)	UG/L
				Styrene	ND	(1.0000)	UG/L
				Tetrachloroethene	ND	(1.0000)	UG/L
				Toluene	1.0000	(1.0000)	UG/L
				Trichloroethene	ND	(1.0000)	UG/L
				Trichlorofluoromethane	ND	(1.0000)	UG/L
				Vinyl chloride	ND	(1.0000)	UG/L
				Xylenes, total	1.0000	(1.0000)	UG/L
				cis-1,2-Dichloroethene	ND	(1.0000)	UG/L

BI = Datum associated with contaminated trip blank or laboratory method blank.

G = Result affected by non-target hydrocarbons (e.g., diesel influence in GRO analysis).

I = Chromatographic pattern associated with result is not recognized.

J = Estimated value; bias unknown.

M = Result influenced by matrix effects.

ND = Not detected.

TIN CITY LRRS
Analytical Results Summary
Field Quality Control

IRP SITE: QC

IRP DESCRIPTION: Field Quality Control

Location	Sample ID	Depth(ft)	Matrix	Analyte	Result	MRL	Units
RI L02	95TCL002RI	N/A	Water/Rinsate; dredge	cis-1,3-Dichloropropene	ND	(1.0000)	UG/L
				n-Butylbenzene	ND	(1.0000)	UG/L
				n-Propylbenzene	ND	(1.0000)	UG/L
				p-Isopropyltoluene	ND	(1.0000)	UG/L
				sec-Butylbenzene	ND	(1.0000)	UG/L
				tert-Butylbenzene	ND	(1.0000)	UG/L
				trans-1,2-Dichloroethene	ND	(1.0000)	UG/L
				trans-1,3-Dichloropropene	ND	(10.0000)	UG/L
				1,2,4-Trichlorobenzene	ND	(10.0000)	UG/L
				1,2-Dichlorobenzene	ND	(10.0000)	UG/L
				1,3-Dichlorobenzene	ND	(10.0000)	UG/L
				1,4-Dichlorobenzene	ND	(10.0000)	UG/L
				2,2'-oxybis(1-Chloropropane)	ND	(10.0000)	UG/L
				2,4,5-Trichlorophenol	ND	(10.0000)	UG/L
				2,4,6-Trichlorophenol	ND	(10.0000)	UG/L
				2,4-Dichlorophenol	ND	(10.0000)	UG/L
				2,4-Dimethylphenol	ND	(10.0000)	UG/L
				2,4-Dinitrophenol	ND	(50.0000)	UG/L
				2,4-Dinitrotoluene	ND	(10.0000)	UG/L
				2,6-Dinitrotoluene	ND	(10.0000)	UG/L
				2-Chloronaphthalene	ND	(10.0000)	UG/L
				2-Chlorophenol	ND	(10.0000)	UG/L
				2-Methyl-4,6-dinitrophenol	ND	(50.0000)	UG/L
				2-Methylnaphthalene	ND	(10.0000)	UG/L
				2-Methylphenol	ND	(10.0000)	UG/L
				2-Nitroaniline	ND	(50.0000)	UG/L
				2-Nitrophenol	ND	(10.0000)	UG/L
				3,3'-Dichlorobenzidine	ND	(20.0000)	UG/L
				3-Nitroaniline	ND	(50.0000)	UG/L

BI = Datum associated with contaminated trip blank or laboratory method blank.
 G = Result affected by non-target hydrocarbons (e.g., diesel influence in GRO analysis).
 I = Chromatographic pattern associated with result is not recognized.
 J = Estimated value; bias unknown.
 M = Result influenced by matrix effects.
 ND = Not detected.

TIN CITY LRRS
Analytical Results Summary
Field Quality Control

IRP SITE: QC

IRP DESCRIPTION: Field Quality Control

Location	Sample ID	Depth(ft)	Matrix	Analyte	Result	MRL	Units
RI102	95TCL002RI	N/A	Water/Rinsate; dredge	4-Bromophenyl phenyl ether	ND	(10.0000)	UG/L
				4-Chloro-3-methylphenol	ND	(20.0000)	UG/L
				4-Chloroaniline	ND	(20.0000)	UG/L
				4-Chlorophenyl phenyl ether	ND	(10.0000)	UG/L
				4-Methylphenol	ND	(10.0000)	UG/L
				4-Nitroaniline	ND	(50.0000)	UG/L
				4-Nitrophenol	ND	(50.0000)	UG/L
				Acenaphthene	ND	(10.0000)	UG/L
				Acenaphthylene	ND	(10.0000)	UG/L
				Anthracene	ND	(10.0000)	UG/L
				Benz[a]anthracene	ND	(10.0000)	UG/L
				Benzo[a]pyrene	ND	(10.0000)	UG/L
				Benzo[b]fluoranthene	ND	(10.0000)	UG/L
				Benzo[g,h,i]perylene	ND	(10.0000)	UG/L
				Benzo[k]fluoranthene	ND	(10.0000)	UG/L
				Benzoic acid	6.0000	(50.0000)	UG/L
				Benzyl alcohol	ND	(20.0000)	UG/L
				Benzyl butyl phthalate	ND	(10.0000)	UG/L
				Chrysene	ND	(10.0000)	UG/L
				Di-n-butyl phthalate	ND	(10.0000)	UG/L
				Di-n-octyl phthalate	ND	(10.0000)	UG/L
				Dibenz[a,h]anthracene	ND	(10.0000)	UG/L
				Dibenzofuran	ND	(10.0000)	UG/L
				Diethyl phthalate	ND	(10.0000)	UG/L
				Dimethyl phthalate	ND	(10.0000)	UG/L
				Fluoranthene	ND	(10.0000)	UG/L
				Fluorene	ND	(10.0000)	UG/L
				Hexachlorobenzene	ND	(10.0000)	UG/L
				Hexachlorobutadiene	ND	(10.0000)	UG/L

BI = Datum associated with contaminated trip blank or laboratory method blank.

G = Result affected by non-target hydrocarbons (e.g., diesel influence in GRO analysis).

I = Chromatographic pattern associated with result is not recognized.

J = Estimated value, bias unknown.

M = Result influenced by matrix effects.

ND = Not detected.

TIN CITY LRRS
Analytical Results Summary
Field Quality Control

IRP SITE: QC

IRP DESCRIPTION: Field Quality Control

Location	Sample ID	Depth(ft)	Matrix	Analyte	Result	MRL	Units
RI L02	95TCL002RI	N/A	Water/Rinsate; dredge	Hexachlorocyclopentadiene	ND	(10.0000)	UG/L
				Hexachloroethane	ND	(10.0000)	UG/L
				Indeno[1,2,3-cd]pyrene	ND	(10.0000)	UG/L
				Isophorone	ND	(10.0000)	UG/L
				N-Nitrosodi-n-propylamine	ND	(10.0000)	UG/L
				N-Nitrosodiphenylamine	ND	(10.0000)	UG/L
				Naphthalene	ND	(10.0000)	UG/L
				Nitrobenzene	ND	(10.0000)	UG/L
				Pentachlorophenol	ND	(50.0000)	UG/L
				Phenanthrene	ND	(10.0000)	UG/L
				Phenol	ND	(10.0000)	UG/L
				Pyrene	ND	(10.0000)	UG/L
				bis(2-Chloroethoxy)methane	ND	(10.0000)	UG/L
				bis(2-Chloroethyl) ether	ND	(10.0000)	UG/L
				bis(2-Ethylhexyl) phthalate	ND	(10.0000)	UG/L
RI L03	95TCL003RI	N/A	Water/Rinsate; scoop	TPH, diesel-range	ND	(100.0000)	UG/L
				TPH, gasoline-range	ND	(100.0000)	UG/L
				Arsenic	ND	(1.0000)	UG/L
				Barium	ND	(17.0000)	UG/L
				Cadmium	ND	(1.0000)	UG/L
				Chromium	ND	(2.0000)	UG/L
				Lead	1.4000	(1.0000)	UG/L
				Selenium	ND	(2.0000)	UG/L
				Silver	ND	(3.0000)	UG/L
				Mercury	ND	(0.1000)	UG/L
				4,4'-DDD	ND	(0.0500)	UG/L
				4,4'-DDE	ND	(0.0500)	UG/L
				4,4'-DDT	ND	(0.0500)	UG/L
				Aldrin	ND	(0.0250)	UG/L

BI = Datum associated with contaminated trip blank or laboratory method blank.
 G = Result affected by non-target hydrocarbons (e.g., diesel influence in GRO analysis).
 I = Chromatographic pattern associated with result is not recognized.
 J = Estimated value; bias unknown.
 M = Result influenced by matrix effects.
 ND = Not detected.

TIN CITY LRRS
Analytical Results Summary
Field Quality Control

IRP SITE: QC

IRP DESCRIPTION: Field Quality Control

Location	Sample ID	Depth(ft)	Matrix	Analyte	Result	MRL	Units
RI L03	95TCL003RI	N/A	Water/Rinsate; scoop	Aroclor-1016	ND	(0.5000)	UG/L
				Aroclor-1221	ND	(1.0000)	UG/L
				Aroclor-1232	ND	(0.5000)	UG/L
				Aroclor-1242	ND	(0.5000)	UG/L
				Aroclor-1248	ND	(0.5000)	UG/L
				Aroclor-1254	ND	(0.5000)	UG/L
				Aroclor-1260	ND	(0.5000)	UG/L
				Chlordane, technical	ND	(0.5000)	UG/L
				Dieldrin	ND	(0.0500)	UG/L
				Endosulfan I	ND	(0.0250)	UG/L
				Endosulfan II	ND	(0.0500)	UG/L
				Endosulfan sulfate	ND	(0.0500)	UG/L
				Endrin	ND	(0.0500)	UG/L
				Endrin aldehyde	ND	(0.0500)	UG/L
				Heptachlor	ND	(0.0250)	UG/L
				Heptachlor epoxide	ND	(0.0250)	UG/L
				Methoxychlor	ND	(0.2500)	UG/L
				Toxaphene	ND	(2.5000)	UG/L
				alpha-BHC	ND	(0.0250)	UG/L
				beta-BHC	ND	(0.0250)	UG/L
				delta-BHC	ND	(0.0250)	UG/L
				gamma-BHC	ND	(0.0250)	UG/L
				1,1,1,2-Tetrachloroethane	ND	(1.0000)	UG/L
				1,1,1-Trichloroethane	ND	(1.0000)	UG/L
				1,1,2,2-Tetrachloroethane	ND	(1.0000)	UG/L
				1,1,2-Trichloroethane	ND	(1.0000)	UG/L
				1,1-Dichloroethane	ND	(1.0000)	UG/L
				1,1-Dichloroethene	ND	(1.0000)	UG/L
				1,1-Dichloropropene	ND	(1.0000)	UG/L

BI = Datum associated with contaminated trip blank or laboratory method blank.
 G = Result affected by non-target hydrocarbons (e.g., diesel influence in GRO analysis).
 I = Chromatographic pattern associated with result is not recognized.
 J = Estimated value; bias unknown.
 M = Result influenced by matrix effects.
 ND = Not detected.

TIN CITY LRRS
Analytical Results Summary
Field Quality Control

IRP SITE: QC

IRP DESCRIPTION: Field Quality Control

Location	Sample ID	Depth(ft)	Matrix	Analyte	Result	MRL	Units
RI L03	95TCL003RI	N/A	Water/Rinsate; scoop	1,2,3-Trichlorobenzene	ND	(1.0000)	UG/L
				1,2,3-Trichloropropane	ND	(1.0000)	UG/L
				1,2,4-Trichlorobenzene	ND	(1.0000)	UG/L
				1,2,4-Trimethylbenzene	ND	(1.0000)	UG/L
				1,2-Dibromo-3-chloropropane	ND	(1.0000)	UG/L
				1,2-Dibromoethane	ND	(1.0000)	UG/L
				1,2-Dichlorobenzene	ND	(1.0000)	UG/L
				1,2-Dichloroethane	ND	(1.0000)	UG/L
				1,2-Dichloropropane	ND	(1.0000)	UG/L
				1,3,5-Trimethylbenzene	ND	(1.0000)	UG/L
				1,3-Dichlorobenzene	ND	(1.0000)	UG/L
				1,3-Dichloropropane	ND	(1.0000)	UG/L
				1,4-Dichlorobenzene	ND	(1.0000)	UG/L
				1-Chlorohexane	ND	(1.0000)	UG/L
				2,2-Dichloropropane	ND	(1.0000)	UG/L
				2-Chlorotoluene	ND	(1.0000)	UG/L
				4-Chlorotoluene	ND	(1.0000)	UG/L
				Benzene	ND	(1.0000)	UG/L
				Bromobenzene	ND	(1.0000)	UG/L
				Bromochloromethane	ND	(1.0000)	UG/L
				Bromodichloromethane	ND	(1.0000)	UG/L
				Bromoform	ND	(1.0000)	UG/L
				Bromomethane	ND	(1.0000)	UG/L
				Carbon tetrachloride	ND	(1.0000)	UG/L
				Chlorobenzene	ND	(1.0000)	UG/L
				Chloroethane	ND	(1.0000)	UG/L
				Chloroform	ND	(1.0000)	UG/L
				Chloromethane	ND	(1.0000)	UG/L
				Dibromochloromethane	ND	(1.0000)	UG/L

BI = Datum associated with contaminated trip blank or laboratory method blank.
G = Result affected by non-target hydrocarbons (e.g., diesel influence in GRO analysis).
I = Chromatographic pattern associated with result is not recognized.
J = Estimated value; bias unknown.
M = Result influenced by matrix effects.
ND = Not detected.

TIN CITY LRRS
Analytical Results Summary
Field Quality Control

IRP SITE: QC

IRP DESCRIPTION: Field Quality Control

Location	Sample ID	Depth(ft)	Matrix	Analyte	Result	MRL	Units
RI L03	95TCL003RI	N/A	Water/Rinsate; scoop	Dibromomethane	ND	(1.0000)	UG/L
				Dichlorodifluoromethane	ND	(1.0000)	UG/L
				Ethylbenzene	ND	(1.0000)	UG/L
				Hexachlorobutadiene	ND	(1.0000)	UG/L
				Isopropylbenzene	ND	(1.0000)	UG/L
				Methylene chloride	ND	(1.0000)	UG/L
				Naphthalene	ND	(1.0000)	UG/L
				Styrene	ND	(1.0000)	UG/L
				Tetrachloroethene	ND	(1.0000)	UG/L
				Toluene	ND	(1.0000)	UG/L
				Trichloroethene	ND	(1.0000)	UG/L
				Trichlorofluoromethane	ND	(1.0000)	UG/L
				Vinyl chloride	ND	(1.0000)	UG/L
				Xylenes, total	ND	(1.0000)	UG/L
				cis-1,2-Dichloroethene	ND	(1.0000)	UG/L
				cis-1,3-Dichloropropene	ND	(1.0000)	UG/L
				n-Butylbenzene	ND	(1.0000)	UG/L
				n-Propylbenzene	ND	(1.0000)	UG/L
				p-Isopropyltoluene	ND	(1.0000)	UG/L
				sec-Butylbenzene	ND	(1.0000)	UG/L
				tert-Butylbenzene	ND	(1.0000)	UG/L
				trans-1,2-Dichloroethene	ND	(1.0000)	UG/L
				trans-1,3-Dichloropropene	ND	(1.0000)	UG/L
				1,2,4-Trichlorobenzene	ND	(10.0000)	UG/L
				1,2-Dichlorobenzene	ND	(10.0000)	UG/L
				1,3-Dichlorobenzene	ND	(10.0000)	UG/L
				1,4-Dichlorobenzene	ND	(10.0000)	UG/L
				2,2'-oxybis(1-Chloropropane)	ND	(10.0000)	UG/L
				2,4,5-Trichlorophenol	ND	(10.0000)	UG/L

BI = Datum associated with contaminated trip blank or laboratory method blank.

G = Result affected by non-target hydrocarbons (e.g., diesel influence in GRO analysis).

I = Chromatographic pattern associated with result is not recognized.

J = Estimated value; bias unknown.

M = Result influenced by matrix effects.

ND = Not detected.

TIN CITY LRRS
Analytical Results Summary
Field Quality Control

IRP SITE: QC

IRP DESCRIPTION: Field Quality Control

Location	Sample ID	Depth(ff)	Matrix	Analyte	Result	MRL	Units
RI L03	95TCL003RI	N/A	Water/Rinsate; scoop	2,4,6-Trichlorophenol	ND	(10.0000)	UG/L
				2,4-Dichlorophenol	ND	(10.0000)	UG/L
				2,4-Dimethylphenol	ND	(10.0000)	UG/L
				2,4-Dinitrophenol	ND	(50.0000)	UG/L
				2,4-Dinitrotoluene	ND	(10.0000)	UG/L
				2,6-Dinitrotoluene	ND	(10.0000)	UG/L
				2-Chloronaphthalene	ND	(10.0000)	UG/L
				2-Chlorophenol	ND	(10.0000)	UG/L
				2-Methyl-4,6-dinitrophenol	ND	(50.0000)	UG/L
				2-Methylnaphthalene	ND	(10.0000)	UG/L
				2-Methylphenol	ND	(10.0000)	UG/L
				2-Nitroaniline	ND	(50.0000)	UG/L
				2-Nitrophenol	ND	(10.0000)	UG/L
				3,3'-Dichlorobenzidine	ND	(20.0000)	UG/L
				3-Nitroaniline	ND	(50.0000)	UG/L
				4-Bromophenyl phenyl ether	ND	(10.0000)	UG/L
				4-Chloro-3-methylphenol	ND	(20.0000)	UG/L
				4-Chloroaniline	ND	(20.0000)	UG/L
				4-Chlorophenyl phenyl ether	ND	(10.0000)	UG/L
				4-Methylphenol	ND	(10.0000)	UG/L
				4-Nitroaniline	ND	(50.0000)	UG/L
				4-Nitrophenol	ND	(50.0000)	UG/L
				Acenaphthene	ND	(10.0000)	UG/L
				Acenaphthylene	ND	(10.0000)	UG/L
				Anthracene	ND	(10.0000)	UG/L
				Benz[a]anthracene	ND	(10.0000)	UG/L
				Benzo[a]pyrene	ND	(10.0000)	UG/L
				Benzo[b]fluoranthene	ND	(10.0000)	UG/L
				Benzo[ghi]perylene	ND	(10.0000)	UG/L

BI = Datum associated with contaminated trip blank or laboratory method blank.

G = Result affected by non-target hydrocarbons (e.g., diesel influence in GRO analysis).

I = Chromatographic pattern associated with result is not recognized.

J = Estimated value; bias unknown.

M = Result influenced by matrix effects.

ND = Not detected.

TIN CITY LRRS
Analytical Results Summary
Field Quality Control

IRP SITE: QC

IRP DESCRIPTION: Field Quality Control

Location	Sample ID	Depth(ft)	Matrix	Analyte	Result	MRL	Units
RI L03	95TCL003RI	N/A	Water/Rinsate; scoop	Benzo[k]fluoranthene	ND	(10.0000)	UG/L
				Benzoic acid	ND	(50.0000)	UG/L
				Benzyl alcohol	ND	(20.0000)	UG/L
				Benzyl butyl phthalate	ND	(10.0000)	UG/L
				Chrysene	ND	(10.0000)	UG/L
				Di-n-butyl phthalate	ND	(10.0000)	UG/L
				Di-n-octyl phthalate	ND	(10.0000)	UG/L
				Dibenz[a,h]anthracene	ND	(10.0000)	UG/L
				Dibenzofuran	ND	(10.0000)	UG/L
				Diethyl phthalate	ND	(10.0000)	UG/L
				Dimethyl phthalate	ND	(10.0000)	UG/L
				Fluoranthene	ND	(10.0000)	UG/L
				Fluorene	ND	(10.0000)	UG/L
				Hexachlorobenzene	ND	(10.0000)	UG/L
				Hexachlorobutadiene	ND	(10.0000)	UG/L
				Hexachlorocyclopentadiene	ND	(10.0000)	UG/L
				Hexachloroethane	ND	(10.0000)	UG/L
				Indeno[1,2,3-cd]pyrene	ND	(10.0000)	UG/L
				Isophorone	ND	(10.0000)	UG/L
				N-Nitrosodi-n-propylamine	ND	(10.0000)	UG/L
				N-Nitrosodiphenylamine	ND	(10.0000)	UG/L
				Naphthalene	ND	(10.0000)	UG/L
				Nitrobenzene	ND	(10.0000)	UG/L
				Pentachlorophenol	ND	(50.0000)	UG/L
				Phenanthrene	ND	(10.0000)	UG/L
				Phenol	ND	(10.0000)	UG/L
				Pyrene	ND	(10.0000)	UG/L
				bis(2-Chloroethoxy)methane	ND	(10.0000)	UG/L
				bis(2-Chloroethyl) ether	ND	(10.0000)	UG/L

BI = Datum associated with contaminated trip blank or laboratory method blank.
 G = Result affected by non-target hydrocarbons (e.g., diesel influence in GRO analysis).
 I = Chromatographic pattern associated with result is not recognized.
 J = Estimated value; bias unknown.
 M = Result influenced by matrix effects.
 ND = Not detected.

TIN CITY LRRS
Analytical Results Summary
Field Quality Control

IRP SITE: QC

IRP DESCRIPTION: Field Quality Control

Location	Sample ID	Depth(ft)	Matrix	Analyte	Result	MRL	Units
RI L03	95TCL003RI	N/A	Water/Rinsate; scoop	bis(2-Ethylhexyl) phthalate	ND	(10.0000)	UG/L
RI L04	95TCL004RI	N/A	Water/Rinsate; spoon	TPH, diesel-range	ND	(100.0000)	UG/L
				TPH, gasoline-range	ND	(100.0000)	UG/L
				Arsenic	ND	(1.0000)	UG/L
				Barium	ND	(17.0000)	UG/L
				Cadmium	ND	(1.0000)	UG/L
				Chromium	ND	(2.0000)	UG/L
				Lead	ND	(1.0000)	UG/L
				Selenium	ND	(2.0000)	UG/L
				Silver	ND	(3.0000)	UG/L
				Mercury	ND	(0.1000)	UG/L
				4,4'-DDD	ND	(0.0500)	UG/L
				4,4'-DDE	ND	(0.0500)	UG/L
				4,4'-DDT	ND	(0.0500)	UG/L
				Aldrin	ND	(0.0250)	UG/L
				Aroclor-1016	ND	(0.5000)	UG/L
				Aroclor-1221	ND	(1.0000)	UG/L
				Aroclor-1232	ND	(0.5000)	UG/L
				Aroclor-1242	ND	(0.5000)	UG/L
				Aroclor-1248	ND	(0.5000)	UG/L
				Aroclor-1254	ND	(0.5000)	UG/L
				Aroclor-1260	ND	(0.5000)	UG/L
				Chlordane, technical	ND	(0.5000)	UG/L
				Dieldrin	ND	(0.0500)	UG/L
				Endosulfan I	ND	(0.0250)	UG/L
				Endosulfan II	ND	(0.0500)	UG/L
				Endosulfan sulfate	ND	(0.0500)	UG/L
				Endrin	ND	(0.0500)	UG/L
				Endrin aldehyde	ND	(0.0500)	UG/L

BI = Datum associated with contaminated trip blank or laboratory method blank.
 G = Result affected by non-target hydrocarbons (e.g., diesel influence in GRO analysis).
 I = Chromatographic pattern associated with result is not recognized.
 J = Estimated value; bias unknown.
 M = Result influenced by matrix effects.
 ND = Not detected.

TIN CITY LRRS
Analytical Results Summary
Field Quality Control

IRP SITE: QC

IRP DESCRIPTION: Field Quality Control

Location	Sample ID	Depth(ft)	Matrix	Analyte	Result	MRL	Units
R1L04	95TCL004RI	N/A	Water/Rinsate; spoon	Heptachlor	ND	(0.0250)	UG/L
				Heptachlor epoxide	ND	(0.0250)	UG/L
				Methoxychlor	ND	(0.2500)	UG/L
				Toxaphene	ND	(2.5000)	UG/L
				alpha-BHC	ND	(0.0250)	UG/L
				beta-BHC	ND	(0.0250)	UG/L
				delta-BHC	ND	(0.0250)	UG/L
				gamma-BHC	ND	(0.0250)	UG/L
				1,1,1,2-Tetrachloroethane	ND	(1.0000)	UG/L
				1,1,1-Trichloroethane	ND	(1.0000)	UG/L
				1,1,2,2-Tetrachloroethane	ND	(1.0000)	UG/L
				1,1,2-Trichloroethane	ND	(1.0000)	UG/L
				1,1-Dichloroethane	ND	(1.0000)	UG/L
				1,1-Dichloroethene	ND	(1.0000)	UG/L
				1,1-Dichloropropene	ND	(1.0000)	UG/L
				1,2,3-Trichlorobenzene	ND	(1.0000)	UG/L
				1,2,3-Trichloropropane	ND	(1.0000)	UG/L
				1,2,4-Trichlorobenzene	ND	(1.0000)	UG/L
				1,2,4-Trimethylbenzene	ND	(1.0000)	UG/L
				1,2-Dibromo-3-chloropropane	ND	(1.0000)	UG/L
				1,2-Dibromoethane	ND	(1.0000)	UG/L
				1,2-Dichlorobenzene	ND	(1.0000)	UG/L
				1,2-Dichloroethane	ND	(1.0000)	UG/L
				1,2-Dichloropropane	ND	(1.0000)	UG/L
				1,3,5-Trimethylbenzene	ND	(1.0000)	UG/L
				1,3-Dichlorobenzene	ND	(1.0000)	UG/L
				1,3-Dichloropropane	ND	(1.0000)	UG/L
				1,4-Dichlorobenzene	ND	(1.0000)	UG/L
				1-Chlorohexane	ND	(1.0000)	UG/L

BI = Datum associated with contaminated trip blank or laboratory method blank.
 G = Result affected by non-target hydrocarbons (e.g., diesel influence in GRO analysis).
 I = Chromatographic pattern associated with result is not recognized.
 J = Estimated value; bias unknown.
 M = Result influenced by matrix effects.
 ND = Not detected.

TIN CITY LRRS
Analytical Results Summary
Field Quality Control

IRP SITE: QC

IRP DESCRIPTION: Field Quality Control

Location	Sample ID	Depth(ft)	Matrix	Analyte	Result	MRL	Units
RI L04	95TCL004RI	N/A	Water/Rinsate; spoon	2,2-Dichloropropane	ND	(1.0000)	UG/L
				2-Chlorotoluene	ND	(1.0000)	UG/L
				4-Chlorotoluene	ND	(1.0000)	UG/L
				Benzene	ND	(1.0000)	UG/L
				Bromobenzene	ND	(1.0000)	UG/L
				Bromochloromethane	ND	(1.0000)	UG/L
				Bromodichloromethane	ND	(1.0000)	UG/L
				Bromoform	ND	(1.0000)	UG/L
				Bromomethane	ND	(1.0000)	UG/L
				Carbon tetrachloride	ND	(1.0000)	UG/L
				Chlorobenzene	ND	(1.0000)	UG/L
				Chloroethane	ND	(1.0000)	UG/L
				Chloroform	ND	(1.0000)	UG/L
				Chloromethane	ND	(1.0000)	UG/L
				Dibromochloromethane	ND	(1.0000)	UG/L
				Dibromomethane	ND	(1.0000)	UG/L
				Dichlorodifluoromethane	ND	(1.0000)	UG/L
				Ethylbenzene	ND	(1.0000)	UG/L
				Hexachlorobutadiene	ND	(1.0000)	UG/L
				Isopropylbenzene	ND	(1.0000)	UG/L
				Methylene chloride	ND	(1.0000)	UG/L
				Naphthalene	ND	(1.0000)	UG/L
				Styrene	ND	(1.0000)	UG/L
				Tetrachloroethene	ND	(1.0000)	UG/L
				Toluene	1.0000	(1.0000)	UG/L
				Trichloroethene	ND	(1.0000)	UG/L
				Trichlorofluoromethane	ND	(1.0000)	UG/L
				Vinyl chloride	ND	(1.0000)	UG/L
				Xylenes, total	1.0000	(1.0000)	UG/L

BI = Datum associated with contaminated trip blank or laboratory method blank.
 G = Result affected by non-target hydrocarbons (e.g., diesel influence in GRO analysis).
 I = Chromatographic pattern associated with result is not recognized.
 J = Estimated value; bias unknown.
 M = Result influenced by matrix effects.
 ND = Not detected.

TIN CITY LRRS
Analytical Results Summary
Field Quality Control

IRP SITE: QC

IRP DESCRIPTION: Field Quality Control

Location	Sample ID	Depth(ft)	Matrix	Analyte	Result	MRL	Units
RI L04	95TCL004RI	N/A	Water/Rinsate; spoon	cis-1,2-Dichloroethene	ND	(1.0000)	UG/L
				cis-1,3-Dichloropropene	ND	(1.0000)	UG/L
				n-Butylbenzene	ND	(1.0000)	UG/L
				n-Propylbenzene	ND	(1.0000)	UG/L
				p-Isopropyltoluene	ND	(1.0000)	UG/L
				sec-Butylbenzene	ND	(1.0000)	UG/L
				tert-Butylbenzene	ND	(1.0000)	UG/L
				trans-1,2-Dichloroethene	ND	(1.0000)	UG/L
				trans-1,3-Dichloropropene	ND	(1.0000)	UG/L
				1,2,4-Trichlorobenzene	ND	(10.0000)	UG/L
				1,2-Dichlorobenzene	ND	(10.0000)	UG/L
				1,3-Dichlorobenzene	ND	(10.0000)	UG/L
				1,4-Dichlorobenzene	ND	(10.0000)	UG/L
				2,2'-oxybis(1-Chloropropane)	ND	(10.0000)	UG/L
				2,4,5-Trichlorophenol	ND	(10.0000)	UG/L
				2,4,6-Trichlorophenol	ND	(10.0000)	UG/L
				2,4-Dichlorophenol	ND	(10.0000)	UG/L
				2,4-Dimethylphenol	ND	(10.0000)	UG/L
				2,4-Dinitrophenol	ND	(50.0000)	UG/L
				2,4-Dinitrotoluene	ND	(10.0000)	UG/L
				2,6-Dinitrotoluene	ND	(10.0000)	UG/L
				2-Chloronaphthalene	ND	(10.0000)	UG/L
				2-Chlorophenol	ND	(10.0000)	UG/L
				2-Methyl-4,6-dinitrophenol	ND	(50.0000)	UG/L
				2-Methylnaphthalene	ND	(10.0000)	UG/L
				2-Methylphenol	ND	(10.0000)	UG/L
				2-Nitroaniline	ND	(50.0000)	UG/L
				2-Nitrophenol	ND	(10.0000)	UG/L
				3,3'-Dichlorobenzidine	ND	(20.0000)	UG/L

BI = Datum associated with contaminated trip blank or laboratory method blank.
 G = Result affected by non-target hydrocarbons (e.g., diesel influence in GRO analysis).
 I = Chromatographic pattern associated with result is not recognized.
 J = Estimated value; bias unknown.
 M = Result influenced by matrix effects.
 ND = Not detected.

TIN CITY LRRS
Analytical Results Summary
Field Quality Control

IRP SITE: QC

IRP DESCRIPTION: Field Quality Control

Location	Sample ID	Depth(ft)	Matrix	Analyte	Result	MRL	Units
RI L04	95TCL004RI	N/A	Water/Rinsate; spoon	3-Nitroaniline	ND	(50.0000)	UG/L
				4-Bromophenyl phenyl ether	ND	(10.0000)	UG/L
				4-Chloro-3-methylphenol	ND	(20.0000)	UG/L
				4-Chloroaniline	ND	(20.0000)	UG/L
				4-Chlorophenyl phenyl ether	ND	(10.0000)	UG/L
				4-Methylphenol	ND	(10.0000)	UG/L
				4-Nitroaniline	ND	(50.0000)	UG/L
				4-Nitrophenol	ND	(50.0000)	UG/L
				Acenaphthene	ND	(10.0000)	UG/L
				Acenaphthylene	ND	(10.0000)	UG/L
				Anthracene	ND	(10.0000)	UG/L
				Benz[a]anthracene	ND	(10.0000)	UG/L
				Benzo[a]pyrene	ND	(10.0000)	UG/L
				Benzo[b]fluoranthene	ND	(10.0000)	UG/L
				Benzo[g,h,i]perylene	ND	(10.0000)	UG/L
				Benzo[k]fluoranthene	ND	(10.0000)	UG/L
				Benzoic acid	ND	(50.0000)	UG/L
				Benzyl alcohol	ND	(20.0000)	UG/L
				Benzyl butyl phthalate	ND	(10.0000)	UG/L
				Chrysene	ND	(10.0000)	UG/L
				Di-n-butyl phthalate	ND	(10.0000)	UG/L
				Di-n-octyl phthalate	ND	(10.0000)	UG/L
				Dibenz[a,h]anthracene	ND	(10.0000)	UG/L
				Dibenzofuran	ND	(10.0000)	UG/L
				Diethyl phthalate	ND	(10.0000)	UG/L
				Dimethyl phthalate	ND	(10.0000)	UG/L
				Fluoranthene	ND	(10.0000)	UG/L
				Fluorene	ND	(10.0000)	UG/L
				Hexachlorobenzene	ND	(10.0000)	UG/L

BI = Datum associated with contaminated trip blank or laboratory method blank.

G = Result affected by non-target hydrocarbons (e.g., diesel influence in GRO analysis).

I = Chromatographic pattern associated with result is not recognized.

J = Estimated value; bias unknown.

M = Result influenced by matrix effects.

ND = Not detected.

TIN CITY LRRS
Analytical Results Summary
Field Quality Control

IRP SITE: QC

IRP DESCRIPTION: Field Quality Control

Location	Sample ID	Depth(ft)	Matrix	Analyte	Result	MRL	Units
RI L04	95TCL004RI	N/A	Water/Rinsate; spoon	Hexachlorobutadiene	ND	(10.0000)	UG/L
				Hexachlorocyclopentadiene	ND	(10.0000)	UG/L
				Hexachloroethane	ND	(10.0000)	UG/L
				Indeno[1,2,3-cd]pyrene	ND	(10.0000)	UG/L
				Isophorone	ND	(10.0000)	UG/L
				N-Nitrosodi-n-propylamine	ND	(10.0000)	UG/L
				N-Nitrosodiphenylamine	ND	(10.0000)	UG/L
				Naphthalene	ND	(10.0000)	UG/L
				Nitrobenzene	ND	(10.0000)	UG/L
				Pentachlorophenol	ND	(50.0000)	UG/L
				Phenanthrene	ND	(10.0000)	UG/L
				Phenol	ND	(10.0000)	UG/L
				Pyrene	ND	(10.0000)	UG/L
				bis(2-Chloroethoxy)methane	ND	(10.0000)	UG/L
				bis(2-Chloroethyl) ether	ND	(10.0000)	UG/L
				bis(2-Ethylhexyl) phthalate	ND	(10.0000)	UG/L
RI L05	95TCL005RI	N/A	Water/Rinsate;	TPH, diesel-range	ND	(100.0000)	UG/L
				TPH, gasoline-range	ND	(100.0000)	UG/L
				1,1,1,2-Tetrachloroethane	ND	(1.0000)	UG/L
				1,1,1-Trichloroethane	ND	(1.0000)	UG/L
				1,1,2,2-Tetrachloroethane	ND	(1.0000)	UG/L
				1,1,2-Trichloroethane	ND	(1.0000)	UG/L
				1,1-Dichloroethane	ND	(1.0000)	UG/L
				1,1-Dichloroethene	ND	(1.0000)	UG/L
				1,1-Dichloropropene	ND	(1.0000)	UG/L
				1,2,3-Trichlorobenzene	ND	(1.0000)	UG/L
				1,2,3-Trichloropropane	ND	(1.0000)	UG/L
				1,2,4-Trichlorobenzene	ND	(1.0000)	UG/L
				1,2,4-Trimethylbenzene	ND	(1.0000)	UG/L

BI = Datum associated with contaminated trip blank or laboratory method blank.
 G = Result affected by non-target hydrocarbons (e.g., diesel influence in GRO analysis).
 I = Chromatographic pattern associated with result; is not recognized.
 J = Estimated value; bias unknown.
 M = Result influenced by matrix effects.
 ND = Not detected.

TIN CITY LRRS
Analytical Results Summary
Field Quality Control

IRP SITE: QC

IRP DESCRIPTION: Field Quality Control

Location	Sample ID	Depth(ft)	Matrix	Analyte	Result	MRL	Units
RI L05	95TCL005RI	N/A	Water/Rinsate;	1,2-Dibromo-3-chloropropane	ND	(1.0000)	UG/L
				1,2-Dibromoethane	ND	(1.0000)	UG/L
				1,2-Dichlorobenzene	ND	(1.0000)	UG/L
				1,2-Dichloroethane	ND	(1.0000)	UG/L
				1,2-Dichloropropane	ND	(1.0000)	UG/L
				1,3,5-Trimethylbenzene	ND	(1.0000)	UG/L
				1,3-Dichlorobenzene	ND	(1.0000)	UG/L
				1,3-Dichloropropane	ND	(1.0000)	UG/L
				1,4-Dichlorobenzene	ND	(1.0000)	UG/L
				1-Chlorohexane	ND	(1.0000)	UG/L
				2,2-Dichloropropane	ND	(1.0000)	UG/L
				2-Chlorotoluene	ND	(1.0000)	UG/L
				4-Chlorotoluene	ND	(1.0000)	UG/L
				Benzene	ND	(1.0000)	UG/L
				Bromobenzene	ND	(1.0000)	UG/L
				Bromochloromethane	ND	(1.0000)	UG/L
				Bromodichloromethane	ND	(1.0000)	UG/L
				Bromoform	ND	(1.0000)	UG/L
				Bromomethane	ND	(1.0000)	UG/L
				Carbon tetrachloride	ND	(1.0000)	UG/L
				Chlorobenzene	ND	(1.0000)	UG/L
				Chloroethane	ND	(1.0000)	UG/L
				Chloroform	ND	(1.0000)	UG/L
				Chloromethane	ND	(1.0000)	UG/L
				Dibromochloromethane	ND	(1.0000)	UG/L
				Dibromomethane	ND	(1.0000)	UG/L
				Dichlorodifluoromethane	ND	(1.0000)	UG/L
				Ethylbenzene	ND	(1.0000)	UG/L
				Hexachlorobutadiene	ND	(1.0000)	UG/L

BI = Datum associated with contaminated trip blank or laboratory method blank.
 G = Result affected by non-target hydrocarbons (e.g., diesel influence in GRO analysis).
 I = Chromatographic pattern associated with result is not recognized.
 J = Estimated value; bias unknown.
 M = Result influenced by matrix effects.
 ND = Not detected.

TIN CITY LRRS
Analytical Results Summary
Field Quality Control

IRP SITE: QC

IRP DESCRIPTION: Field Quality Control

Location	Sample ID	Depth(ft)	Matrix	Analyte	Result	MRL	Units
RI L05	95TCL005RI	N/A	Water/Rinsate;	Isopropylbenzene	ND	(1.0000)	UG/L
				Methylene chloride	ND	(1.0000)	UG/L
				Naphthalene	ND	(1.0000)	UG/L
				Styrene	ND	(1.0000)	UG/L
				Tetrachloroethene	ND	(1.0000)	UG/L
				Toluene	1.0000	(1.0000)	UG/L
				Trichloroethene	ND	(1.0000)	UG/L
				Trichlorofluoromethane	ND	(1.0000)	UG/L
				Vinyl chloride	ND	(1.0000)	UG/L
				Xylenes, total	1.0000	(1.0000)	UG/L
				cis-1,2-Dichloroethene	ND	(1.0000)	UG/L
				cis-1,3-Dichloropropene	ND	(1.0000)	UG/L
				n-Butylbenzene	ND	(1.0000)	UG/L
				n-Propylbenzene	ND	(1.0000)	UG/L
				p-Isopropyltoluene	ND	(1.0000)	UG/L
				sec-Butylbenzene	ND	(1.0000)	UG/L
				tert-Butylbenzene	ND	(1.0000)	UG/L
				trans-1,2-Dichloroethene	ND	(1.0000)	UG/L
				trans-1,3-Dichloropropene	ND	(1.0000)	UG/L
				1,2,4-Trichlorobenzene	ND	(10.0000)	UG/L
				1,2-Dichlorobenzene	ND	(10.0000)	UG/L
				1,3-Dichlorobenzene	ND	(10.0000)	UG/L
				1,4-Dichlorobenzene	ND	(10.0000)	UG/L
				2,2'-oxybis(1-Chloropropane)	ND	(10.0000)	UG/L
				2,4,5-Trichlorophenol	ND	(10.0000)	UG/L
				2,4,6-Trichlorophenol	ND	(10.0000)	UG/L
				2,4-Dichlorophenol	ND	(10.0000)	UG/L
				2,4-Dimethylphenol	ND	(10.0000)	UG/L
				2,4-Dinitrophenol	ND	(50.0000)	UG/L

BI = Datum associated with contaminated trip blank or laboratory method blank.
G = Result affected by non-target hydrocarbons (e.g., diesel influence in GRO analysis).
I = Chromatographic pattern associated with result is not recognized.
J = Estimated value; bias unknown.
M = Result influenced by matrix effects.
ND = Not detected.

TIN CITY LRRS
Analytical Results Summary
Field Quality Control

IRP SITE: QC

IRP DESCRIPTION: Field Quality Control

Location	Sample ID	Depth(ff)	Matrix	Analyte	Result	MRL	Units
RI L05	95TCL005RI	N/A	Water/Rinsate;	2,4-Dinitrotoluene	ND	(10.0000)	UG/L
				2,6-Dinitrotoluene	ND	(10.0000)	UG/L
				2-Chloronaphthalene	ND	(10.0000)	UG/L
				2-Chlorophenol	ND	(10.0000)	UG/L
				2-Methyl-4,6-dinitrophenol	ND	(50.0000)	UG/L
				2-Methylnaphthalene	ND	(10.0000)	UG/L
				2-Methylphenol	ND	(10.0000)	UG/L
				2-Nitroaniline	ND	(50.0000)	UG/L
				2-Nitrophenol	ND	(10.0000)	UG/L
				3,3'-Dichlorobenzidine	ND	(20.0000)	UG/L
				3-Nitroaniline	ND	(50.0000)	UG/L
				4-Bromophenyl phenyl ether	ND	(10.0000)	UG/L
				4-Chloro-3-methylphenol	ND	(20.0000)	UG/L
				4-Chloroaniline	ND	(20.0000)	UG/L
				4-Chlorophenyl phenyl ether	ND	(10.0000)	UG/L
				4-Methylphenol	ND	(10.0000)	UG/L
				4-Nitroaniline	ND	(50.0000)	UG/L
				4-Nitrophenol	ND	(50.0000)	UG/L
				Acenaphthene	ND	(10.0000)	UG/L
				Acenaphthylene	ND	(10.0000)	UG/L
				Anthracene	ND	(10.0000)	UG/L
				Benz[a]anthracene	ND	(10.0000)	UG/L
				Benzo[a]pyrene	ND	(10.0000)	UG/L
				Benzo[b]fluoranthene	ND	(10.0000)	UG/L
				Benzo[g,h,i]perylene	ND	(10.0000)	UG/L
				Benzo[k]fluoranthene	ND	(10.0000)	UG/L
				Benzoic acid	ND	(50.0000)	UG/L
				Benzyl alcohol	ND	(20.0000)	UG/L
				Benzyl butyl phthalate	ND	(10.0000)	UG/L

BI = Datum associated with contaminated trip blank or laboratory method blank.
 G = Result affected by non-target hydrocarbons (e.g., diesel influence in GRO analysis).
 I = Chromatographic pattern associated with result is not recognized.
 J = Estimated value; bias unknown.
 M = Result influenced by matrix effects.
 ND = Not detected.

TIN CITY LRRS
Analytical Results Summary
Field Quality Control

IRP SITE: QC

IRP DESCRIPTION: Field Quality Control

Location	Sample ID	Depth(ft)	Matrix	Analyte	Result	MRL	Units
RI L05	95TCL005RI	N/A	Water/Rinsate;	Chrysene	ND	(10.0000)	UG/L
				Di-n-butyl phthalate	ND	(10.0000)	UG/L
				Di-n-octyl phthalate	ND	(10.0000)	UG/L
				Dibenz[a,h]anthracene	ND	(10.0000)	UG/L
				Dibenzofuran	ND	(10.0000)	UG/L
				Diethyl phthalate	ND	(10.0000)	UG/L
				Dimethyl phthalate	ND	(10.0000)	UG/L
				Fluoranthene	ND	(10.0000)	UG/L
				Fluorene	ND	(10.0000)	UG/L
				Hexachlorobenzene	ND	(10.0000)	UG/L
				Hexachlorobutadiene	ND	(10.0000)	UG/L
				Hexachlorocyclopentadiene	ND	(10.0000)	UG/L
				Hexachloroethane	ND	(10.0000)	UG/L
				Indeno[1,2,3-cd]pyrene	ND	(10.0000)	UG/L
				Isophorone	ND	(10.0000)	UG/L
				N-Nitrosodi-n-propylamine	ND	(10.0000)	UG/L
				N-Nitrosodiphenylamine	ND	(10.0000)	UG/L
				Naphthalene	ND	(10.0000)	UG/L
				Nitrobenzene	ND	(10.0000)	UG/L
				Pentachlorophenol	ND	(50.0000)	UG/L
				Phenanthrene	ND	(10.0000)	UG/L
				Phenol	ND	(10.0000)	UG/L
				Pyrene	ND	(10.0000)	UG/L
				bis(2-Chloroethoxy)methane	ND	(10.0000)	UG/L
				bis(2-Chloroethyl) ether	ND	(10.0000)	UG/L
				bis(2-Ethylhexyl) phthalate	ND	(10.0000)	UG/L
RI L06	95TCL006RI	N/A	Water/Rinsate;	TPH, diesel-range	ND	(100.0000)	UG/L
				TPH, gasoline-range	ND	(100.0000)	UG/L
				Benzene	ND	(1.0000)	UG/L

BI = Datum associated with contaminated trip blank or laboratory method blank.
 G = Result affected by non-target hydrocarbons (e.g., diesel influence in GRO analysis).
 I = Chromatographic pattern associated with result is not recognized.
 J = Estimated value; bias unknown.
 M = Result influenced by matrix effects.
 ND = Not detected.

TIN CITY LRRS
Analytical Results Summary
Field Quality Control

IRP SITE: QC

IRP DESCRIPTION: Field Quality Control

Location	Sample ID	Depth(ft)	Matrix	Analyte	Result	MRL	Units
RI L06	95TCL006RI	N/A	Water/Rinsate;	Ethylbenzene	ND	(1.0000)	UG/L
				Toluene	ND	(1.0000)	UG/L
				m-Xylene + p-Xylene	ND	(1.0000)	UG/L
				o-Xylene	ND	(1.0000)	UG/L
				1,2,4-Trichlorobenzene	ND	(10.0000)	UG/L
				1,2-Dichlorobenzene	ND	(10.0000)	UG/L
				1,3-Dichlorobenzene	ND	(10.0000)	UG/L
				1,4-Dichlorobenzene	ND	(10.0000)	UG/L
				2,2'-oxybis(1-Chloropropane)	ND	(10.0000)	UG/L
				2,4,5-Trichlorophenol	ND	(10.0000)	UG/L
				2,4,6-Trichlorophenol	ND	(10.0000)	UG/L
				2,4-Dichlorophenol	ND	(10.0000)	UG/L
				2,4-Dimethylphenol	ND	(10.0000)	UG/L
				2,4-Dinitrophenol	ND	(50.0000)	UG/L
				2,4-Dinitrotoluene	ND	(10.0000)	UG/L
				2,6-Dinitrotoluene	ND	(10.0000)	UG/L
				2-Chloronaphthalene	ND	(10.0000)	UG/L
				2-Chlorophenol	ND	(10.0000)	UG/L
				2-Methyl-4,6-dinitrophenol	ND	(50.0000)	UG/L
				2-Methylnaphthalene	ND	(10.0000)	UG/L
				2-Methylphenol	ND	(10.0000)	UG/L
				2-Nitroaniline	ND	(50.0000)	UG/L
				2-Nitrophenol	ND	(10.0000)	UG/L
				3,3'-Dichlorobenzidine	ND	(20.0000)	UG/L
				3-Nitroaniline	ND	(50.0000)	UG/L
				4-Bromophenyl phenyl ether	ND	(10.0000)	UG/L
				4-Chloro-3-methylphenol	ND	(20.0000)	UG/L
				4-Chloroaniline	ND	(20.0000)	UG/L
				4-Chlorophenyl phenyl ether	ND	(10.0000)	UG/L

BI = Datum associated with contaminated trip blank or laboratory method blank.
G = Result affected by non-target hydrocarbons (e.g., diesel influence in GRO analysis).
I = Chromatographic pattern associated with result is not recognized.
J = Estimated value; bias unknown.
M = Result influenced by matrix effects.
ND = Not detected.

TIN CITY LRRS
Analytical Results Summary
Field Quality Control

IRP SITE: QC

IRP DESCRIPTION: Field Quality Control

Location	Sample ID	Depth(ft)	Matrix	Analyte	Result	MRL	Units
RI L06	95TCL006RI	N/A	Water/Rinsate;	4-Methylphenol	ND	(10.0000)	UG/L
				4-Nitroaniline	ND	(50.0000)	UG/L
				4-Nitrophenol	ND	(50.0000)	UG/L
				Acenaphthene	ND	(10.0000)	UG/L
				Acenaphthylene	ND	(10.0000)	UG/L
				Anthracene	ND	(10.0000)	UG/L
				Benz[a]anthracene	ND	(10.0000)	UG/L
				Benzo[a]pyrene	ND	(10.0000)	UG/L
				Benzo[b]fluoranthene	ND	(10.0000)	UG/L
				Benzo[g,h,i]perylene	ND	(10.0000)	UG/L
				Benzo[k]fluoranthene	ND	(10.0000)	UG/L
				Benzoic acid	ND	(50.0000)	UG/L
				Benzyl alcohol	ND	(20.0000)	UG/L
				Benzyl butyl phthalate	ND	(10.0000)	UG/L
				Chrysene	ND	(10.0000)	UG/L
				Di-n-butyl phthalate	ND	(10.0000)	UG/L
				Di-n-octyl phthalate	ND	(10.0000)	UG/L
				Dibenz[a,h]anthracene	ND	(10.0000)	UG/L
				Dibenzofuran	ND	(10.0000)	UG/L
				Diethyl phthalate	ND	(10.0000)	UG/L
				Dimethyl phthalate	ND	(10.0000)	UG/L
				Fluoranthene	ND	(10.0000)	UG/L
				Fluorene	ND	(10.0000)	UG/L
				Hexachlorobenzene	ND	(10.0000)	UG/L
				Hexachlorobutadiene	ND	(10.0000)	UG/L
				Hexachlorocyclopentadiene	ND	(10.0000)	UG/L
				Hexachloroethane	ND	(10.0000)	UG/L
				Indeno[1,2,3-cd]pyrene	ND	(10.0000)	UG/L
				Isophorone	ND	(10.0000)	UG/L

BI = Datum associated with contaminated trip blank or laboratory method blank.
 G = Result affected by non-target hydrocarbons (e.g., diesel influence in GRO analysis).
 I = Chromatographic pattern associated with result is not recognized.
 J = Estimated value; bias unknown.
 M = Result influenced by matrix effects.
 ND = Not detected.

TIN CITY LRRS
Analytical Results Summary
Field Quality Control

IRP SITE: QC

IRP DESCRIPTION: Field Quality Control

Location	Sample ID	Depth(ft)	Matrix	Analyte	Result	MRL	Units
RI L06	95TCL006RI	N/A	Water/Rinsate;	N-Nitrosodi-n-propylamine	ND	(10.0000)	UG/L
				N-Nitrosodiphenylamine	ND	(10.0000)	UG/L
				Naphthalene	ND	(10.0000)	UG/L
				Nitrobenzene	ND	(10.0000)	UG/L
				Pentachlorophenol	ND	(50.0000)	UG/L
				Phenanthrene	ND	(10.0000)	UG/L
				Phenol	ND	(10.0000)	UG/L
				Pyrene	ND	(10.0000)	UG/L
				bis(2-Chloroethoxy)methane	ND	(10.0000)	UG/L
				bis(2-Chloroethyl) ether	ND	(10.0000)	UG/L
				bis(2-Ethylhexyl) phthalate	ND	(10.0000)	UG/L
RI L07	95TCL007RI	N/A	Water/Rinsate;	TPH, diesel-range	ND	(100.0000)	UG/L
				TPH, gasoline-range	ND	(100.0000)	UG/L
				Arsenic	ND	(1.0000)	UG/L
				Barium	ND	(17.0000)	UG/L
				Cadmium	ND	(1.0000)	UG/L
				Chromium	5.9000	(2.0000)	UG/L
				Lead	2.7000	(1.0000)	UG/L
				Selenium	2.4000	(2.0000)	UG/L
				Silver	ND	(3.0000)	UG/L
				Mercury	0.1300	(0.1000)	UG/L
				Ethylene glycol	ND	(1.0000)	UG/L
				1,1,1,2-Tetrachloroethane	ND	(1.0000)	UG/L
				1,1,1-Trichloroethane	ND	(1.0000)	UG/L
				1,1,2,2-Tetrachloroethane	ND	(1.0000)	UG/L
				1,1,2-Trichloroethane	ND	(1.0000)	UG/L
				1,1-Dichloroethane	ND	(1.0000)	UG/L
				1,1-Dichloroethene	ND	(1.0000)	UG/L
				1,1-Dichloropropene	ND	(1.0000)	UG/L

BI = Datum associated with contaminated trip blank or laboratory method blank.

G = Result affected by non-target hydrocarbons (e.g., diesel influence in GRO analysis).

I = Chromatographic pattern associated with result is not recognized.

J = Estimated value; bias unknown.

M = Result influenced by matrix effects.

ND = Not detected.

TIN CITY LRRS
Analytical Results Summary
Field Quality Control

IRP SITE: QC

IRP DESCRIPTION: Field Quality Control

Location	Sample ID	Depth(ft)	Matrix	Analyte	Result	MRL	Units
RI L07	95TCL007RI	N/A	Water/Rinsate;	1,2,3-Trichlorobenzene	ND	(1.0000)	UG/L
				1,2,3-Trichloropropane	ND	(1.0000)	UG/L
				1,2,4-Trichlorobenzene	ND	(1.0000)	UG/L
				1,2,4-Trimethylbenzene	ND	(1.0000)	UG/L
				1,2-Dibromo-3-chloropropane	ND	(1.0000)	UG/L
				1,2-Dibromoethane	ND	(1.0000)	UG/L
				1,2-Dichlorobenzene	ND	(1.0000)	UG/L
				1,2-Dichloroethane	ND	(1.0000)	UG/L
				1,2-Dichloropropane	ND	(1.0000)	UG/L
				1,3,5-Trimethylbenzene	ND	(1.0000)	UG/L
				1,3-Dichlorobenzene	ND	(1.0000)	UG/L
				1,3-Dichloropropane	ND	(1.0000)	UG/L
				1,4-Dichlorobenzene	ND	(1.0000)	UG/L
				1-Chlorohexane	ND	(1.0000)	UG/L
				2,2-Dichloropropane	ND	(1.0000)	UG/L
				2-Chlorotoluene	ND	(1.0000)	UG/L
				4-Chlorotoluene	ND	(1.0000)	UG/L
				Benzene	ND	(1.0000)	UG/L
				Bromobenzene	ND	(1.0000)	UG/L
				Bromochloromethane	ND	(1.0000)	UG/L
				Bromodichloromethane	ND	(1.0000)	UG/L
				Bromoform	ND	(1.0000)	UG/L
				Bromomethane	ND	(1.0000)	UG/L
				Carbon tetrachloride	ND	(1.0000)	UG/L
				Chlorobenzene	ND	(1.0000)	UG/L
				Chloroethane	ND	(1.0000)	UG/L
				Chloroform	ND	(1.0000)	UG/L
				Chloromethane	ND	(1.0000)	UG/L
				Dibromochloromethane	ND	(1.0000)	UG/L

BI = Datum associated with contaminated trip blank or laboratory method blank.

G = Result affected by non-target hydrocarbons (e.g., diesel influence in GRO analysis).

I = Chromatographic pattern associated with result is not recognized.

J = Estimated value; bias unknown.
M = Result influenced by matrix effects.
ND = Not detected.

TIN CITY LRRS
Analytical Results Summary
Field Quality Control

IRP SITE: QC

IRP DESCRIPTION: Field Quality Control

Location	Sample ID	Depth(ft)	Matrix	Analyte	Result	MRL	Units
R1L07	95TCL007RI	N/A	Water/Rinsate;	Dibromomethane	ND	(1.0000)	UG/L
				Dichlorodifluoromethane	ND	(1.0000)	UG/L
				Ethylbenzene	ND	(1.0000)	UG/L
				Hexachlorobutadiene	ND	(1.0000)	UG/L
				Isopropylbenzene	ND	(1.0000)	UG/L
				Methylene chloride	ND	(1.0000)	UG/L
				Naphthalene	ND	(1.0000)	UG/L
				Styrene	ND	(1.0000)	UG/L
				Tetrachloroethene	ND	(1.0000)	UG/L
				Toluene	ND	(1.0000)	UG/L
				Trichloroethene	ND	(1.0000)	UG/L
				Trichlorofluoromethane	ND	(1.0000)	UG/L
				Vinyl chloride	ND	(1.0000)	UG/L
				Xylenes, total	ND	(1.0000)	UG/L
				cis-1,2-Dichloroethene	ND	(1.0000)	UG/L
				cis-1,3-Dichloropropene	ND	(1.0000)	UG/L
				n-Butylbenzene	ND	(1.0000)	UG/L
				n-Propylbenzene	ND	(1.0000)	UG/L
				p-Isopropyltoluene	ND	(1.0000)	UG/L
				sec-Butylbenzene	ND	(1.0000)	UG/L
				tert-Butylbenzene	ND	(1.0000)	UG/L
				trans-1,2-Dichloroethene	ND	(1.0000)	UG/L
				trans-1,3-Dichloropropene	ND	(1.0000)	UG/L
				1,2,4-Trichlorobenzene	ND	(10.0000)	UG/L
				1,2-Dichlorobenzene	ND	(10.0000)	UG/L
				1,3-Dichlorobenzene	ND	(10.0000)	UG/L
				1,4-Dichlorobenzene	ND	(10.0000)	UG/L
				2,2'-oxybis(1-Chloropropane)	ND	(10.0000)	UG/L
				2,4,5-Trichlorophenol	ND	(10.0000)	UG/L

BI = Datum associated with contaminated trip blank or laboratory method blank.
 G = Result affected by non-target hydrocarbons (e.g., diesel influence in GRO analysis).
 I = Chromatographic pattern associated with result is not recognized.
 J = Estimated value; bias unknown.
 M = Result influenced by matrix effects.
 ND = Not detected.

TIN CITY LRRS
Analytical Results Summary
Field Quality Control

IRP SITE: QC

IRP DESCRIPTION: Field Quality Control

Location	Sample ID	Depth(ft)	Matrix	Analyte	Result	MRL	Units
RI L07	95TCL007RI	N/A	Water/Rinsate;	2,4,6-Trichlorophenol	ND	(10.0000)	UG/L
				2,4-Dichlorophenol	ND	(10.0000)	UG/L
				2,4-Dimethylphenol	ND	(10.0000)	UG/L
				2,4-Dinitrophenol	ND	(50.0000)	UG/L
				2,4-Dinitrotoluene	ND	(10.0000)	UG/L
				2,6-Dinitrotoluene	ND	(10.0000)	UG/L
				2-Chloronaphthalene	ND	(10.0000)	UG/L
				2-Chlorophenol	ND	(10.0000)	UG/L
				2-Methyl-4,6-dinitrophenol	ND	(50.0000)	UG/L
				2-Methylnaphthalene	ND	(10.0000)	UG/L
				2-Methylphenol	ND	(10.0000)	UG/L
				2-Nitroaniline	ND	(50.0000)	UG/L
				2-Nitrophenol	ND	(10.0000)	UG/L
				3,3'-Dichlorobenzidine	ND	(20.0000)	UG/L
				3-Nitroaniline	ND	(50.0000)	UG/L
				4-Bromophenyl phenyl ether	ND	(10.0000)	UG/L
				4-Chloro-3-methylphenol	ND	(20.0000)	UG/L
				4-Chloroaniline	ND	(20.0000)	UG/L
				4-Chlorophenyl phenyl ether	ND	(10.0000)	UG/L
				4-Methylphenol	ND	(10.0000)	UG/L
				4-Nitroaniline	ND	(50.0000)	UG/L
				4-Nitrophenol	ND	(50.0000)	UG/L
				Acenaphthene	ND	(10.0000)	UG/L
				Acenaphthylene	ND	(10.0000)	UG/L
				Anthracene	ND	(10.0000)	UG/L
				Benz[a]anthracene	ND	(10.0000)	UG/L
				Benzo[a]pyrene	ND	(10.0000)	UG/L
				Benzo[b]fluoranthene	ND	(10.0000)	UG/L
				Benzo[g,h,i]perylene	ND	(10.0000)	UG/L

BI = Datum associated with contaminated trip blank or laboratory method blank.
 G = Result affected by non-target hydrocarbons (e.g., diesel influence in GRO analysis).
 I = Chromatographic pattern associated with result is not recognized.
 J = Estimated value; bias unknown.
 M = Result influenced by matrix effects.
 ND = Not detected.

TIN CITY LRRS
Analytical Results Summary
Field Quality Control

IRP SITE: QC

IRP DESCRIPTION: Field Quality Control

Location	Sample ID	Depth(ft)	Matrix	Analyte	Result	MRL	Units
RI L107	95TCL007RI	N/A	Water/Rinsate;	Benzo[k]fluoranthene	ND	(10.0000)	UG/L
				Benzoic acid	ND	(50.0000)	UG/L
				Benzyl alcohol	ND	(20.0000)	UG/L
				Benzyl butyl phthalate	ND	(10.0000)	UG/L
				Chrysene	ND	(10.0000)	UG/L
				Di-n-butyl phthalate	ND	(10.0000)	UG/L
				Di-n-octyl phthalate	ND	(10.0000)	UG/L
				Dibenz[a,h]anthracene	ND	(10.0000)	UG/L
				Dibenzofuran	ND	(10.0000)	UG/L
				Diethyl phthalate	ND	(10.0000)	UG/L
				Dimethyl phthalate	ND	(10.0000)	UG/L
				Fluoranthene	ND	(10.0000)	UG/L
				Fluorene	ND	(10.0000)	UG/L
				Hexachlorobenzene	ND	(10.0000)	UG/L
				Hexachlorobutadiene	ND	(10.0000)	UG/L
				Hexachlorocyclopentadiene	ND	(10.0000)	UG/L
				Hexachloroethane	ND	(10.0000)	UG/L
				Indeno[1,2,3-cd]pyrene	ND	(10.0000)	UG/L
				Isophorone	ND	(10.0000)	UG/L
				N-Nitrosodi-n-propylamine	ND	(10.0000)	UG/L
				N-Nitrosodiphenylamine	ND	(10.0000)	UG/L
				Naphthalene	ND	(10.0000)	UG/L
				Nitrobenzene	ND	(10.0000)	UG/L
				Pentachlorophenol	ND	(50.0000)	UG/L
				Phenanthrene	ND	(10.0000)	UG/L
				Phenol	ND	(10.0000)	UG/L
				Pyrene	ND	(10.0000)	UG/L
				bis(2-Chloroethoxy)methane	ND	(10.0000)	UG/L
				bis(2-Chloroethyl) ether	ND	(10.0000)	UG/L

BI = Datum associated with contaminated trip blank or laboratory method blank.
 G = Result affected by non-target hydrocarbons (e.g., diesel influence in GRO analysis).
 I = Chromatographic pattern associated with result is not recognized.
 J = Estimated value; bias unknown.
 M = Result influenced by matrix effects.
 ND = Not detected.

TIN CITY LRRS
Analytical Results Summary
Field Quality Control

IRP SITE: QC

IRP DESCRIPTION: Field Quality Control

Location	Sample ID	Depth(ft)	Matrix	Analyte	Result	MRL	Units
RI L07	95TCL007RI	N/A	Water/Rinsate;	bis(2-Ethylhexyl) phthalate	ND	(10.0000)	UG/L
RI L08	95TCL008RI	N/A	Water/Rinsate;	TPH, diesel-range	ND	(100.0000)	UG/L
				TPH, gasoline-range	ND	(100.0000)	UG/L
				Arsenic	ND	(1.0000)	UG/L
				Barium	ND	(17.0000)	UG/L
				Cadmium	ND	(1.0000)	UG/L
				Chromium	2.3000	(2.0000)	UG/L
				Lead	ND	(1.0000)	UG/L
				Selenium	ND	(2.0000)	UG/L
				Silver	ND	(3.0000)	UG/L
				Mercury	ND	(0.1000)	UG/L
				Ethylene glycol	ND	(1.0000)	UG/L
				1,1,1,2-Tetrachloroethane	ND	(1.0000)	UG/L
				1,1,1-Trichloroethane	ND	(1.0000)	UG/L
				1,1,2,2-Tetrachloroethane	ND	(1.0000)	UG/L
				1,1,2-Trichloroethane	ND	(1.0000)	UG/L
				1,1-Dichloroethane	ND	(1.0000)	UG/L
				1,1-Dichloroethene	ND	(1.0000)	UG/L
				1,1-Dichloropropene	ND	(1.0000)	UG/L
				1,2,3-Trichlorobenzene	ND	(1.0000)	UG/L
				1,2,3-Trichloropropane	ND	(1.0000)	UG/L
				1,2,4-Trichlorobenzene	ND	(1.0000)	UG/L
				1,2,4-Trimethylbenzene	ND	(1.0000)	UG/L
				1,2-Dibromo-3-chloropropane	ND	(1.0000)	UG/L
				1,2-Dibromoethane	ND	(1.0000)	UG/L
				1,2-Dichlorobenzene	ND	(1.0000)	UG/L
				1,2-Dichloroethane	ND	(1.0000)	UG/L
				1,2-Dichloropropane	ND	(1.0000)	UG/L
				1,3,5-Trimethylbenzene	ND	(1.0000)	UG/L

BI = Datum associated with contaminated trip blank or laboratory method blank.
 G = Result affected by non-target hydrocarbons (e.g., diesel influence in GRO analysis).
 I = Chromatographic pattern associated with result is not recognized.
 J = Estimated value; bias unknown.
 M = Result influenced by matrix effects.
 ND = Not detected.

TIN CITY LRRS
Analytical Results Summary
Field Quality Control

IRP SITE: QC

IRP DESCRIPTION: Field Quality Control

Location	Sample ID	Depth(ft)	Matrix	Analyte	Result	MRL	Units
RI L08	95TCL008RI	N/A	Water/Rinsate;	1,3-Dichlorobenzene	ND	(1.0000)	UG/L
				1,3-Dichloropropane	ND	(1.0000)	UG/L
				1,4-Dichlorobenzene	ND	(1.0000)	UG/L
				1-Chlorohexane	ND	(1.0000)	UG/L
				2,2-Dichloropropane	ND	(1.0000)	UG/L
				2-Chlorotoluene	ND	(1.0000)	UG/L
				4-Chlorotoluene	ND	(1.0000)	UG/L
				Benzene	ND	(1.0000)	UG/L
				Bromobenzene	ND	(1.0000)	UG/L
				Bromochloromethane	ND	(1.0000)	UG/L
				Bromodichloromethane	ND	(1.0000)	UG/L
				Bromoform	ND	(1.0000)	UG/L
				Bromomethane	ND	(1.0000)	UG/L
				Carbon tetrachloride	ND	(1.0000)	UG/L
				Chlorobenzene	ND	(1.0000)	UG/L
				Chloroethane	ND	(1.0000)	UG/L
				Chloroform	ND	(1.0000)	UG/L
				Chloromethane	ND	(1.0000)	UG/L
				Dibromochloromethane	ND	(1.0000)	UG/L
				Dibromomethane	ND	(1.0000)	UG/L
				Dichlorodifluoromethane	ND	(1.0000)	UG/L
				Ethylbenzene	ND	(1.0000)	UG/L
				Hexachlorobutadiene	ND	(1.0000)	UG/L
				Isopropylbenzene	ND	(1.0000)	UG/L
				Methylene chloride	ND	(1.0000)	UG/L
				Naphthalene	ND	(1.0000)	UG/L
				Styrene	ND	(1.0000)	UG/L
				Tetrachloroethene	ND	(1.0000)	UG/L
				Toluene	ND	(1.0000)	UG/L

BI = Datum associated with contaminated trip blank or laboratory method blank.
 G = Result affected by non-target hydrocarbons (e.g., diesel influence in GRO analysis).
 I = Chromatographic pattern associated with result is not recognized.
 J = Estimated value, bias unknown.
 M = Result influenced by matrix effects.
 ND = Not detected.

TIN CITY LRRS
Analytical Results Summary
Field Quality Control

IRP SITE: QC

IRP DESCRIPTION: Field Quality Control

Location	Sample ID	Depth(ft)	Matrix	Analyte	Result	MRL	Units
R1L08	95TCL008RI	N/A	Water/Rinsate;	Trichloroethene	ND	(1.0000)	UG/L
				Trichlorofluoromethane	ND	(1.0000)	UG/L
				Vinyl chloride	ND	(1.0000)	UG/L
				Xylenes, total	ND	(1.0000)	UG/L
				cis-1,2-Dichloroethene	ND	(1.0000)	UG/L
				cis-1,3-Dichloropropene	ND	(1.0000)	UG/L
				n-Butylbenzene	ND	(1.0000)	UG/L
				n-Propylbenzene	ND	(1.0000)	UG/L
				p-Isopropyltoluene	ND	(1.0000)	UG/L
				sec-Butylbenzene	ND	(1.0000)	UG/L
				tert-Butylbenzene	ND	(1.0000)	UG/L
				trans-1,2-Dichloroethene	ND	(1.0000)	UG/L
				trans-1,3-Dichloropropene	ND	(1.0000)	UG/L
				1,2,4-Trichlorobenzene	ND	(10.0000)	UG/L
				1,2-Dichlorobenzene	ND	(10.0000)	UG/L
				1,3-Dichlorobenzene	ND	(10.0000)	UG/L
				1,4-Dichlorobenzene	ND	(10.0000)	UG/L
				2,2'-oxybis(1-Chloropropane)	ND	(10.0000)	UG/L
				2,4,5-Trichlorophenol	ND	(10.0000)	UG/L
				2,4,6-Trichlorophenol	ND	(10.0000)	UG/L
				2,4-Dichlorophenol	ND	(10.0000)	UG/L
				2,4-Dimethylphenol	ND	(10.0000)	UG/L
				2,4-Dinitrophenol	ND	(50.0000)	UG/L
				2,4-Dinitrotoluene	ND	(10.0000)	UG/L
				2,6-Dinitrotoluene	ND	(10.0000)	UG/L
				2-Chloronaphthalene	ND	(10.0000)	UG/L
				2-Chlorophenol	ND	(10.0000)	UG/L
				2-Methyl-4,6-dinitrophenol	ND	(50.0000)	UG/L
				2-Methylnaphthalene	ND	(10.0000)	UG/L

BI = Datum associated with contaminated trip blank or laboratory method blank.
 G = Result affected by non-target hydrocarbons (e.g., diesel influence in GRO analysis).
 I = Chromatographic pattern associated with result is not recognized.
 J = Estimated value; bias unknown.
 M = Result influenced by matrix effects.
 ND = Not detected.

TIN CITY LRRS
Analytical Results Summary
Field Quality Control

IRP SITE: QC

IRP DESCRIPTION: Field Quality Control

Location	Sample ID	Depth(ft)	Matrix	Analyte	Result	MRL	Units
RI L08	95TCL008RI	N/A	Water/Rinsate;	2-Methylphenol	ND	(10.0000)	UG/L
				2-Nitroaniline	ND	(50.0000)	UG/L
				2-Nitrophenol	ND	(10.0000)	UG/L
				3,3'-Dichlorobenzidine	ND	(20.0000)	UG/L
				3-Nitroaniline	ND	(50.0000)	UG/L
				4-Bromophenyl phenyl ether	ND	(10.0000)	UG/L
				4-Chloro-3-methylphenol	ND	(20.0000)	UG/L
				4-Chloroaniline	ND	(20.0000)	UG/L
				4-Chlorophenyl phenyl ether	ND	(10.0000)	UG/L
				4-Methylphenol	ND	(10.0000)	UG/L
				4-Nitroaniline	ND	(50.0000)	UG/L
				4-Nitrophenol	ND	(50.0000)	UG/L
				Acenaphthene	ND	(10.0000)	UG/L
				Acenaphthylene	ND	(10.0000)	UG/L
				Anthracene	ND	(10.0000)	UG/L
				Benz[a]anthracene	ND	(10.0000)	UG/L
				Benzo[a]pyrene	ND	(10.0000)	UG/L
				Benzo[b]fluoranthene	ND	(10.0000)	UG/L
				Benzo[g,h,i]perylene	ND	(10.0000)	UG/L
				Benzo[k]fluoranthene	ND	(10.0000)	UG/L
				Benzoic acid	8.0000	(50.0000)	UG/L
				Benzyl alcohol	ND	(20.0000)	UG/L
				Benzyl butyl phthalate	ND	(10.0000)	UG/L
				Chrysene	ND	(10.0000)	UG/L
				Di-n-butyl phthalate	ND	(10.0000)	UG/L
				Di-n-octyl phthalate	ND	(10.0000)	UG/L
				Dibenz[a,h]anthracene	ND	(10.0000)	UG/L
				Dibenzofuran	ND	(10.0000)	UG/L
				Diethyl phthalate	ND	(10.0000)	UG/L

BJ = Datum associated with contaminated trip blank or laboratory method blank.
 G = Result affected by non-target hydrocarbons (e.g., diesel influence in GRO analysis).
 I = Chromatographic pattern associated with result is not recognized.
 J = Estimated value; bias unknown.
 M = Result influenced by matrix effects.
 ND = Not detected.

TIN CITY LRRS
Analytical Results Summary
Field Quality Control

IRP SITE: QC

IRP DESCRIPTION: Field Quality Control

Location	Sample ID	Depth(ft)	Matrix	Analyte	Result	MRL	Units
RI L08	95TCL008RI	N/A	Water/Rinsate;	Dimethyl phthalate	ND	(10.0000)	UG/L
				Fluoranthene	ND	(10.0000)	UG/L
				Fluorene	ND	(10.0000)	UG/L
				Hexachlorobenzene	ND	(10.0000)	UG/L
				Hexachlorobutadiene	ND	(10.0000)	UG/L
				Hexachlorocyclopentadiene	ND	(10.0000)	UG/L
				Hexachloroethane	ND	(10.0000)	UG/L
				Indeno[1,2,3-cd]pyrene	ND	(10.0000)	UG/L
				Isophorone	ND	(10.0000)	UG/L
				N-Nitrosodi-n-propylamine	ND	(10.0000)	UG/L
				N-Nitrosodiphenylamine	ND	(10.0000)	UG/L
				Naphthalene	ND	(10.0000)	UG/L
				Nitrobenzene	ND	(10.0000)	UG/L
				Pentachlorophenol	ND	(50.0000)	UG/L
				Phenanthrene	ND	(10.0000)	UG/L
				Phenol	ND	(10.0000)	UG/L
				Pyrene	ND	(10.0000)	UG/L
				bis(2-Chloroethoxy)methane	ND	(10.0000)	UG/L
				bis(2-Chloroethyl) ether	ND	(10.0000)	UG/L
				bis(2-Ethylhexyl) phthalate	ND	(10.0000)	UG/L
RI L10	95TCL010RI	N/A	Water/Rinsate; hand	TPH, diesel-range	ND	(100.0000)	UG/L
				TPH, gasoline-range	ND	(100.0000)	UG/L
				Lead	ND	(1.0000)	UG/L
				4,4'-DDD	ND	(0.0500)	UG/L
				4,4'-DDE	ND	(0.0500)	UG/L
				4,4'-DDT	ND	(0.0500)	UG/L
				Aldrin	ND	(0.0250)	UG/L
				Aroclor-1016	ND	(0.5000)	UG/L
				Aroclor-1221	ND	(1.0000)	UG/L

BI = Datum associated with contaminated trip blank or laboratory method blank.
 G = Result affected by non-target hydrocarbons (e.g., diesel influence in GRO analysis).
 I = Chromatographic pattern associated with result is not recognized.
 J = Estimated value; bias unknown.
 M = Result influenced by matrix effects.
 ND = Not detected.

TIN CITY LRRS
Analytical Results Summary
Field Quality Control

IRP SITE: QC

IRP DESCRIPTION: Field Quality Control

Location	Sample ID	Depth(ft)	Matrix	Analyte	Result	MRL	Units
RI L10	95TCL010RI	N/A	Water/Rinsate; hand	Aroclor-1232	ND	(0.5000)	UG/L
				Aroclor-1242	ND	(0.5000)	UG/L
				Aroclor-1248	ND	(0.5000)	UG/L
				Aroclor-1254	ND	(0.5000)	UG/L
				Aroclor-1260	ND	(0.5000)	UG/L
				Chlordane, technical	ND	(0.5000)	UG/L
				Dieldrin	ND	(0.0500)	UG/L
				Endosulfan I	ND	(0.0250)	UG/L
				Endosulfan II	ND	(0.0500)	UG/L
				Endosulfan sulfate	ND	(0.0500)	UG/L
				Endrin	ND	(0.0500)	UG/L
				Endrin aldehyde	ND	(0.0500)	UG/L
				Heptachlor	ND	(0.0250)	UG/L
				Heptachlor epoxide	ND	(0.0100)	UG/L
				Methoxychlor	ND	(0.2500)	UG/L
				Toxaphene	ND	(2.5000)	UG/L
				alpha-BHC	ND	(0.0250)	UG/L
				beta-BHC	ND	(0.0250)	UG/L
				delta-BHC	ND	(0.0250)	UG/L
				gamma-BHC	ND	(0.0250)	UG/L
				1,1,1,2-Tetrachloroethane	ND	(1.0000)	UG/L
				1,1,1-Trichloroethane	ND	(1.0000)	UG/L
				1,1,2,2-Tetrachloroethane	ND	(1.0000)	UG/L
				1,1,2-Trichloroethane	ND	(1.0000)	UG/L
				1,1-Dichloroethane	ND	(1.0000)	UG/L
				1,1-Dichloroethene	ND	(1.0000)	UG/L
				1,1-Dichloropropene	ND	(1.0000)	UG/L
				1,2,3-Trichlorobenzene	ND	(1.0000)	UG/L
				1,2,3-Trichloropropane	ND	(1.0000)	UG/L

BI = Datum associated with contaminated trip blank or laboratory method blank.

G = Result affected by non-target hydrocarbons (e.g., diesel influence in GRO analysis).

I = Chromatographic pattern associated with result is not recognized.

J = Estimated value; bias unknown.

M = Result influenced by matrix effects.

ND = Not detected.

TIN CITY LRRS
Analytical Results Summary
Field Quality Control

IRP SITE: QC

IRP DESCRIPTION: Field Quality Control

Location	Sample ID	Depth(ft)	Matrix	Analyte	Result	MRL	Units
RI L10	95TCL010RI	N/A	Water/Rinsate; hand	1,2,4-Trichlorobenzene	ND	(1.0000)	UG/L
				1,2,4-Trimethylbenzene	ND	(1.0000)	UG/L
				1,2-Dibromo-3-chloropropane	ND	(1.0000)	UG/L
				1,2-Dibromoethane	ND	(1.0000)	UG/L
				1,2-Dichlorobenzene	ND	(1.0000)	UG/L
				1,2-Dichloroethane	ND	(1.0000)	UG/L
				1,2-Dichloropropane	ND	(1.0000)	UG/L
				1,3,5-Trimethylbenzene	ND	(1.0000)	UG/L
				1,3-Dichlorobenzene	ND	(1.0000)	UG/L
				1,3-Dichloropropane	ND	(1.0000)	UG/L
				1,4-Dichlorobenzene	ND	(1.0000)	UG/L
				1-Chlorohexane	ND	(1.0000)	UG/L
				2,2-Dichloropropane	ND	(1.0000)	UG/L
				2-Chlorotoluene	ND	(1.0000)	UG/L
				4-Chlorotoluene	ND	(1.0000)	UG/L
				Benzene	ND	(1.0000)	UG/L
				Bromobenzene	ND	(1.0000)	UG/L
				Bromochloromethane	ND	(1.0000)	UG/L
				Bromodichloromethane	ND	(1.0000)	UG/L
				Bromoform	ND	(1.0000)	UG/L
				Bromomethane	ND	(1.0000)	UG/L
				Carbon tetrachloride	ND	(1.0000)	UG/L
				Chlorobenzene	ND	(1.0000)	UG/L
				Chloroethane	ND	(1.0000)	UG/L
				Chloroform	ND	(1.0000)	UG/L
				Chloromethane	ND	(1.0000)	UG/L
				Dibromochloromethane	ND	(1.0000)	UG/L
				Dibromomethane	ND	(1.0000)	UG/L
				Dichlorodifluoromethane	ND	(1.0000)	UG/L

BI = Datum associated with contaminated trip blank or laboratory method blank.

G = Result affected by non-target hydrocarbons (e.g., diesel influence in GRO analysis).

I = Chromatographic pattern associated with result is not recognized.

J = Estimated value; bias unknown.
M = Result influenced by matrix effects.
ND = Not detected.

TIN CITY LRRS
Analytical Results Summary
Field Quality Control

IRP SITE: QC

IRP DESCRIPTION: Field Quality Control

Location	Sample ID	Depth(ft)	Matrix	Analyte	Result	MRL	Units
RI L10	95TCL010RI	N/A	Water/Rinsate; hand	Ethylbenzene	ND	(1.0000)	UG/L
				Hexachlorobutadiene	ND	(1.0000)	UG/L
				Isopropylbenzene	ND	(1.0000)	UG/L
				Methylene chloride	ND	(1.0000)	UG/L
				Naphthalene	ND	(1.0000)	UG/L
				Styrene	ND	(1.0000)	UG/L
				Tetrachloroethene	ND	(1.0000)	UG/L
				Toluene	ND	(1.0000)	UG/L
				Trichloroethene	ND	(1.0000)	UG/L
				Trichlorofluoromethane	ND	(1.0000)	UG/L
				Vinyl chloride	ND	(1.0000)	UG/L
				Xylenes, total	ND	(1.0000)	UG/L
				cis-1,2-Dichloroethene	ND	(1.0000)	UG/L
				cis-1,3-Dichloropropene	ND	(1.0000)	UG/L
				n-Butylbenzene	ND	(1.0000)	UG/L
				n-Propylbenzene	ND	(1.0000)	UG/L
				p-Isopropyltoluene	ND	(1.0000)	UG/L
				sec-Butylbenzene	ND	(1.0000)	UG/L
				tert-Butylbenzene	ND	(1.0000)	UG/L
				trans-1,2-Dichloroethene	ND	(1.0000)	UG/L
				trans-1,3-Dichloropropene	ND	(1.0000)	UG/L
				1,2,4-Trichlorobenzene	ND	(10.0000)	UG/L
				1,2-Dichlorobenzene	ND	(10.0000)	UG/L
				1,3-Dichlorobenzene	ND	(10.0000)	UG/L
				1,4-Dichlorobenzene	ND	(10.0000)	UG/L
				2,2'-oxybis(1-Chloropropane)	ND	(10.0000)	UG/L
				2,4,5-Trichlorophenol	ND	(10.0000)	UG/L
				2,4,6-Trichlorophenol	ND	(10.0000)	UG/L
				2,4-Dichlorophenol	ND	(10.0000)	UG/L

BI = Datum associated with contaminated trip blank or laboratory method blank.
 G = Result affected by non-target hydrocarbons (e.g., diesel influence in GRO analysis).
 I = Chromatographic pattern associated with result is not recognized.
 J = Estimated value; bias unknown.
 M = Result influenced by matrix effects.
 ND = Not detected.

TIN CITY LRSS
Analytical Results Summary
Field Quality Control

IRP SITE: QC

IRP DESCRIPTION: Field Quality Control

Location	Sample ID	Depth(ft)	Matrix	Analyte	Result	MRL	Units
RI L10	95TCL010RI	N/A	Water/Rinsate; hand	2,4-Dimethylphenol	ND	(10.0000)	UG/L
				2,4-Dinitrophenol	ND	(50.0000)	UG/L
				2,4-Dinitrotoluene	ND	(10.0000)	UG/L
				2,6-Dinitrotoluene	ND	(10.0000)	UG/L
				2-Chloronaphthalene	ND	(10.0000)	UG/L
				2-Chlorophenol	ND	(10.0000)	UG/L
				2-Methyl-4,6-dinitrophenol	ND	(50.0000)	UG/L
				2-Methylnaphthalene	ND	(10.0000)	UG/L
				2-Methylphenol	ND	(10.0000)	UG/L
				2-Nitroaniline	ND	(50.0000)	UG/L
				2-Nitrophenol	ND	(10.0000)	UG/L
				3,3'-Dichlorobenzidine	ND	(20.0000)	UG/L
				3-Nitroaniline	ND	(50.0000)	UG/L
				4-Bromophenyl phenyl ether	ND	(10.0000)	UG/L
				4-Chloro-3-methylphenol	ND	(20.0000)	UG/L
				4-Chloroaniline	ND	(20.0000)	UG/L
				4-Chlorophenyl phenyl ether	ND	(10.0000)	UG/L
				4-Methylphenol	ND	(10.0000)	UG/L
				4-Nitroaniline	ND	(50.0000)	UG/L
				4-Nitrophenol	ND	(50.0000)	UG/L
				Acenaphthene	ND	(10.0000)	UG/L
				Acenaphthylene	ND	(10.0000)	UG/L
				Anthracene	ND	(10.0000)	UG/L
				Benz[a]anthracene	ND	(10.0000)	UG/L
				Benzo[a]pyrene	ND	(10.0000)	UG/L
				Benzo[b]fluoranthene	ND	(10.0000)	UG/L
				Benzo[g,h,i]perylene	ND	(10.0000)	UG/L
				Benzo[k]fluoranthene	ND	(10.0000)	UG/L
				Benzoic acid	ND	(50.0000)	UG/L

BI = Datum associated with contaminated trip blank or laboratory method blank.
 G = Result affected by non-target hydrocarbons (e.g., diesel influence in GRO analysis).
 I = Chromatographic pattern associated with result is not recognized.
 J = Estimated value; bias unknown.
 M = Result influenced by matrix effects.
 ND = Not detected.

TIN CITY LRSS
Analytical Results Summary
Field Quality Control

IRP SITE: QC

IRP DESCRIPTION: Field Quality Control

Location	Sample ID	Depth(ft)	Matrix	Analyte	Result	MRL	Units
RI L10	95TCL010RI	N/A	Water/Rinsate; hand	Benzyl alcohol	ND	(20.0000)	UG/L
				Benzyl butyl phthalate	ND	(10.0000)	UG/L
				Chrysene	ND	(10.0000)	UG/L
				Di-n-butyl phthalate	ND	(10.0000)	UG/L
				Di-n-octyl phthalate	ND	(10.0000)	UG/L
				Dibenz[a,h]anthracene	ND	(10.0000)	UG/L
				Dibenzofuran	ND	(10.0000)	UG/L
				Diethyl phthalate	ND	(10.0000)	UG/L
				Dimethyl phthalate	ND	(10.0000)	UG/L
				Fluoranthene	ND	(10.0000)	UG/L
				Fluorene	ND	(10.0000)	UG/L
				Hexachlorobenzene	ND	(10.0000)	UG/L
				Hexachlorobutadiene	ND	(10.0000)	UG/L
				Hexachlorocyclopentadiene	ND	(10.0000)	UG/L
				Hexachloroethane	ND	(10.0000)	UG/L
				Indeno[1,2,3-cd]pyrene	ND	(10.0000)	UG/L
				Isophorone	ND	(10.0000)	UG/L
				N-Nitrosodi-n-propylamine	ND	(10.0000)	UG/L
				N-Nitrosodiphenylamine	ND	(10.0000)	UG/L
				Naphthalene	ND	(10.0000)	UG/L
				Nitrobenzene	ND	(10.0000)	UG/L
				Pentachlorophenol	ND	(50.0000)	UG/L
				Phenanthrene	ND	(10.0000)	UG/L
				Phenol	ND	(10.0000)	UG/L
				Pyrene	ND	(10.0000)	UG/L
				bis(2-Chloroethoxy)methane	ND	(10.0000)	UG/L
				bis(2-Chloroethyl) ether	ND	(10.0000)	UG/L
				bis(2-Ethylhexyl) phthalate	ND	(10.0000)	UG/L

BI = Datum associated with contaminated trip blank or laboratory method blank.

G = Result affected by non-target hydrocarbons (e.g., diesel influence in GRO analysis).

I = Chromatographic pattern associated with result is not recognized.

J = Estimated value; bias unknown.
M = Result influenced by matrix effects.
ND = Not detected.

TIN CITY LRRS
Analytical Results Summary
Spill/leak #5 at fuel transfer station at Bldg. 123

IRP SITE: AOC 1

IRP DESCRIPTION: Spill/leak #5 at fuel transfer station at Bldg. 123

Location	Sample ID	Depth(ft)	Matrix	Analyte	Result	MRL	Units
SB B1	95TCB001SB1.0	0.0-0.5	Soil	TPH, diesel-range	5700.0000	(440.0000)	MG/KG (Dry Weight)
				TPH, gasoline-range	120000.0000	(5500.0000)	UG/KG (Dry Weight) G
				Benzene	ND	(1.1000)	UG/KG (Dry Weight)
				Ethylbenzene	11.0000	(1.1000)	UG/KG (Dry Weight)
				Toluene	ND	(1.1000)	UG/KG (Dry Weight)
				m-Xylene + p-Xylene	4.4000	(1.1000)	UG/KG (Dry Weight)
				o-Xylene	17.0000	(1.1000)	UG/KG (Dry Weight)
				1,2,4-Trichlorobenzene	ND	(360.0000)	UG/KG (Dry Weight)
				1,2-Dichlorobenzene	ND	(360.0000)	UG/KG (Dry Weight)
				1,3-Dichlorobenzene	ND	(360.0000)	UG/KG (Dry Weight)
				1,4-Dichlorobenzene	ND	(360.0000)	UG/KG (Dry Weight)
				2,2'-oxybis(1-Chloropropane)	ND	(360.0000)	UG/KG (Dry Weight)
				2,4,5-Trichlorophenol	ND	(360.0000)	UG/KG (Dry Weight)
				2,4,6-Trichlorophenol	ND	(360.0000)	UG/KG (Dry Weight)
				2,4-Dichlorophenol	ND	(360.0000)	UG/KG (Dry Weight)
				2,4-Dimethylphenol	ND	(360.0000)	UG/KG (Dry Weight)
				2,4-Dinitrophenol	ND	(1800.0000)	UG/KG (Dry Weight)
				2,4-Dinitrotoluene	ND	(360.0000)	UG/KG (Dry Weight)
				2,6-Dinitrotoluene	ND	(360.0000)	UG/KG (Dry Weight)
				2-Chloronaphthalene	ND	(360.0000)	UG/KG (Dry Weight)
				2-Chlorophenol	ND	(360.0000)	UG/KG (Dry Weight)
				2-Methyl-4,6-dinitrophenol	ND	(1800.0000)	UG/KG (Dry Weight)
				2-Methylnaphthalene	ND	(360.0000)	UG/KG (Dry Weight)
				2-Methylphenol	ND	(360.0000)	UG/KG (Dry Weight)
				2-Nitroaniline	ND	(1800.0000)	UG/KG (Dry Weight)
				2-Nitrophenol	ND	(360.0000)	UG/KG (Dry Weight)
				3,3'-Dichlorobenzidine	ND	(730.0000)	UG/KG (Dry Weight)
				3-Nitroaniline	ND	(1800.0000)	UG/KG (Dry Weight)
				4-Bromophenyl phenyl ether	ND	(360.0000)	UG/KG (Dry Weight)

BI = Datum associated with contaminated trip blank or laboratory method blank.

G = Result affected by non-target hydrocarbons (e.g., diesel influence in GRO analysis).

I = Chromatographic pattern associated with result is not recognized.

J = Estimated value; bias unknown.

M = Result influenced by matrix effects.

ND = Not detected.

TIN CITY LRRS
Analytical Results Summary
Spill/leak #5 at fuel transfer station at Bldg. 123

IRP SITE: AOC 1

IRP DESCRIPTION: Spill/leak #5 at fuel transfer station at Bldg. 123

Location	Sample ID	Depth(ft)	Matrix	Analyte	Result	MRL	Units
SB B1	95TCB001SB1.0	0.0-0.5	Soil	4-Chloro-3-methylphenol	ND	(730.0000)	UG/KG (Dry Weight)
				4-Chloroaniline	ND	(730.0000)	UG/KG (Dry Weight)
				4-Chlorophenyl phenyl ether	ND	(360.0000)	UG/KG (Dry Weight)
				4-Methylphenol	ND	(360.0000)	UG/KG (Dry Weight)
				4-Nitroaniline	ND	(1800.0000)	UG/KG (Dry Weight)
				4-Nitrophenol	ND	(1800.0000)	UG/KG (Dry Weight)
				Acenaphthene	ND	(360.0000)	UG/KG (Dry Weight)
				Acenaphthylene	ND	(360.0000)	UG/KG (Dry Weight)
				Anthracene	ND	(360.0000)	UG/KG (Dry Weight)
				Benzo[a]anthracene	ND	(360.0000)	UG/KG (Dry Weight)
				Benzo[a]pyrene	ND	(360.0000)	UG/KG (Dry Weight)
				Benzo[b]fluoranthene	ND	(360.0000)	UG/KG (Dry Weight)
				Benzo[g,h,i]perylene	ND	(360.0000)	UG/KG (Dry Weight)
				Benzo[k]fluoranthene	ND	(360.0000)	UG/KG (Dry Weight)
				Benzoic acid	ND	(1800.0000)	UG/KG (Dry Weight)
				Benzyl alcohol	ND	(730.0000)	UG/KG (Dry Weight)
				Benzyl butyl phthalate	ND	(360.0000)	UG/KG (Dry Weight)
				Chrysene	ND	(360.0000)	UG/KG (Dry Weight)
				Di-n-butyl phthalate	ND	(360.0000)	UG/KG (Dry Weight)
				Di-n-octyl phthalate	ND	(360.0000)	UG/KG (Dry Weight)
				Dibenz[a,h]anthracene	ND	(360.0000)	UG/KG (Dry Weight)
				Dibenzofuran	ND	(360.0000)	UG/KG (Dry Weight)
				Diethyl phthalate	ND	(360.0000)	UG/KG (Dry Weight)
				Dimethyl phthalate	ND	(360.0000)	UG/KG (Dry Weight)
				Fluoranthene	ND	(360.0000)	UG/KG (Dry Weight)
				Fluorene	ND	(360.0000)	UG/KG (Dry Weight)
				Hexachlorobenzene	ND	(360.0000)	UG/KG (Dry Weight)
				Hexachlorobutadiene	ND	(360.0000)	UG/KG (Dry Weight)
				Hexachlorocyclopentadiene	ND	(360.0000)	UG/KG (Dry Weight)

BI = Datum associated with contaminated trip blank or laboratory method blank.
G = Result affected by non-target hydrocarbons (e.g., diesel influence in GRO analysis).
I = Chromatographic pattern associated with result is not recognized.
J = Estimated value; bias unknown.
M = Result influenced by matrix effects.
ND = Not detected.

TIN CITY LRRS
Analytical Results Summary
Spill/leak #5 at fuel transfer station at Bldg. 123

IRP SITE: AOC 1

IRP DESCRIPTION: Spill/leak #5 at fuel transfer station at Bldg. 123

Location	Sample ID	Depth(ft)	Matrix	Analyte	Result	MRL	Units
SB B1	95TCB001SB1.0	0.0-0.5	Soil	Hexachloroethane	ND	(360.0000)	UG/KG (Dry Weight)
				Indeno[1,2,3-cd]pyrene	ND	(360.0000)	UG/KG (Dry Weight)
				Isophorone	ND	(360.0000)	UG/KG (Dry Weight)
				N-Nitrosodi-n-propylamine	ND	(360.0000)	UG/KG (Dry Weight)
				N-Nitrosodiphenylamine	ND	(360.0000)	UG/KG (Dry Weight)
				Naphthalene	ND	(360.0000)	UG/KG (Dry Weight)
				Nitrobenzene	ND	(360.0000)	UG/KG (Dry Weight)
				Pentachlorophenol	ND	(1800.0000)	UG/KG (Dry Weight)
				Phenanthrene	ND	(360.0000)	UG/KG (Dry Weight)
				Phenol	ND	(360.0000)	UG/KG (Dry Weight)
				Pyrene	ND	(360.0000)	UG/KG (Dry Weight)
				bis(2-Chloroethoxy)methane	ND	(360.0000)	UG/KG (Dry Weight)
				bis(2-Chloroethyl) ether	ND	(360.0000)	UG/KG (Dry Weight)
				bis(2-Ethylhexyl) phthalate	ND	(360.0000)	UG/KG (Dry Weight)
SB B2	95TCB002SB1.0	0.5-1.0	Soil	TPH, diesel-range	1900.0000	(450.0000)	MG/KG (Dry Weight)
				TPH, gasoline-range	7500.0000	(5600.0000)	UG/KG (Dry Weight) G
				Benzene	ND	(1.1000)	UG/KG (Dry Weight)
				Ethylbenzene	ND	(1.1000)	UG/KG (Dry Weight)
				Toluene	ND	(1.1000)	UG/KG (Dry Weight)
				m-Xylene + p-Xylene	4.8000	(1.1000)	UG/KG (Dry Weight)
				o-Xylene	3.7000	(1.1000)	UG/KG (Dry Weight)
				1,2,4-Trichlorobenzene	ND	(370.0000)	UG/KG (Dry Weight)
				1,2-Dichlorobenzene	ND	(370.0000)	UG/KG (Dry Weight)
				1,3-Dichlorobenzene	ND	(370.0000)	UG/KG (Dry Weight)
				1,4-Dichlorobenzene	ND	(370.0000)	UG/KG (Dry Weight)
				2,2'-oxybis(1-Chloropropane)	ND	(370.0000)	UG/KG (Dry Weight)
				2,4,5-Trichlorophenol	ND	(370.0000)	UG/KG (Dry Weight)
				2,4,6-Trichlorophenol	ND	(370.0000)	UG/KG (Dry Weight)
				2,4-Dichlorophenol	ND	(370.0000)	UG/KG (Dry Weight)

BI = Datum associated with contaminated trip blank or laboratory method blank.
G = Result affected by non-target hydrocarbons (e.g., diesel influence in GRO analysis).
I = Chromatographic pattern associated with result is not recognized.
J = Estimated value; bias unknown.
M = Result influenced by matrix effects.
ND = Not detected.

TIN CITY LRRS
Analytical Results Summary
Spill/leak #5 at fuel transfer station at Bldg. 123

IRP SITE: AOC 1

IRP DESCRIPTION: Spill/leak #5 at fuel transfer station at Bldg. 123

Location	Sample ID	Depth(ft)	Matrix	Analyte	Result	MRL	Units
SB B2	95TCB002SB1.0	0.5-1.0	Soil	2,4-Dimethylphenol	ND	(370.0000)	UG/KG (Dry Weight)
				2,4-Dinitrophenol	ND	(1800.0000)	UG/KG (Dry Weight)
				2,4-Dinitrotoluene	ND	(370.0000)	UG/KG (Dry Weight)
				2,6-Dinitrotoluene	ND	(370.0000)	UG/KG (Dry Weight)
				2-Chloronaphthalene	ND	(370.0000)	UG/KG (Dry Weight)
				2-Chlorophenol	ND	(370.0000)	UG/KG (Dry Weight)
				2-Methyl-4,6-dinitrophenol	ND	(1800.0000)	UG/KG (Dry Weight)
				2-Methylnaphthalene	ND	(370.0000)	UG/KG (Dry Weight)
				2-Methylphenol	ND	(370.0000)	UG/KG (Dry Weight)
				2-Nitroaniline	ND	(1800.0000)	UG/KG (Dry Weight)
				2-Nitrophenol	ND	(370.0000)	UG/KG (Dry Weight)
				3,3'-Dichlorobenzidine	ND	(740.0000)	UG/KG (Dry Weight)
				3-Nitroaniline	ND	(1800.0000)	UG/KG (Dry Weight)
				4-Bromophenyl phenyl ether	ND	(370.0000)	UG/KG (Dry Weight)
				4-Chloro-3-methylphenol	ND	(740.0000)	UG/KG (Dry Weight)
				4-Chloroaniline	ND	(740.0000)	UG/KG (Dry Weight)
				4-Chlorophenyl phenyl ether	ND	(370.0000)	UG/KG (Dry Weight)
				4-Methylphenol	ND	(370.0000)	UG/KG (Dry Weight)
				4-Nitroaniline	ND	(1800.0000)	UG/KG (Dry Weight)
				4-Nitrophenol	ND	(1800.0000)	UG/KG (Dry Weight)
				Acenaphthene	ND	(370.0000)	UG/KG (Dry Weight)
				Acenaphthylene	ND	(370.0000)	UG/KG (Dry Weight)
				Anthracene	ND	(370.0000)	UG/KG (Dry Weight)
				Benz[a]anthracene	ND	(370.0000)	UG/KG (Dry Weight)
				Benzo[a]pyrene	ND	(370.0000)	UG/KG (Dry Weight)
				Benzo[b]fluoranthene	ND	(370.0000)	UG/KG (Dry Weight)
				Benzo[g,h,i]perylene	ND	(370.0000)	UG/KG (Dry Weight)
				Benzo[k]fluoranthene	ND	(370.0000)	UG/KG (Dry Weight)
				Benzoic acid	ND	(1800.0000)	UG/KG (Dry Weight)

BI = Datum associated with contaminated trip blank or laboratory method blank.
 G = Result affected by non-target hydrocarbons (e.g., diesel influence in GRO analysis).
 I = Chromatographic pattern associated with result is not recognized.
 J = Estimated value; bias unknown.
 M = Result influenced by matrix effects.
 ND = Not detected.

TIN CITY LRRS
Analytical Results Summary
Spill/leak #5 at fuel transfer station at Bldg. 123

IRP SITE: AOC 1

IRP DESCRIPTION: Spill/leak #5 at fuel transfer station at Bldg. 123

Location	Sample ID	Depth(ft)	Matrix	Analyte	Result	MRL	Units
SB B2	95TCB002SB1.0	0.5-1.0	Soil	Benzyl alcohol	ND	(740.0000)	UG/KG (Dry Weight)
				Benzyl butyl phthalate	ND	(370.0000)	UG/KG (Dry Weight)
				Chrysene	ND	(370.0000)	UG/KG (Dry Weight)
				Di-n-butyl phthalate	ND	(370.0000)	UG/KG (Dry Weight)
				Di-n-octyl phthalate	ND	(370.0000)	UG/KG (Dry Weight)
				Dibenz[a,h]anthracene	ND	(370.0000)	UG/KG (Dry Weight)
				Dibenzofuran	ND	(370.0000)	UG/KG (Dry Weight)
				Diethyl phthalate	ND	(370.0000)	UG/KG (Dry Weight)
				Dimethyl phthalate	ND	(370.0000)	UG/KG (Dry Weight)
				Fluoranthene	ND	(370.0000)	UG/KG (Dry Weight)
				Fluorene	ND	(370.0000)	UG/KG (Dry Weight)
				Hexachlorobenzene	ND	(370.0000)	UG/KG (Dry Weight)
				Hexachlorobutadiene	ND	(370.0000)	UG/KG (Dry Weight)
				Hexachlorocyclopentadiene	ND	(370.0000)	UG/KG (Dry Weight)
				Hexachloroethane	ND	(370.0000)	UG/KG (Dry Weight)
				Indeno[1,2,3-cd]pyrene	ND	(370.0000)	UG/KG (Dry Weight)
				Isophorone	ND	(370.0000)	UG/KG (Dry Weight)
				N-Nitrosodi-n-propylamine	ND	(370.0000)	UG/KG (Dry Weight)
				N-Nitrosodiphenylamine	ND	(370.0000)	UG/KG (Dry Weight)
				Naphthalene	ND	(370.0000)	UG/KG (Dry Weight)
				Nitrobenzene	ND	(370.0000)	UG/KG (Dry Weight)
				Pentachlorophenol	ND	(1800.0000)	UG/KG (Dry Weight)
				Phenanthrene	ND	(370.0000)	UG/KG (Dry Weight)
				Phenol	ND	(370.0000)	UG/KG (Dry Weight)
				Pyrene	150.0000	(370.0000)	UG/KG (Dry Weight)
				bis(2-Chloroethoxy)methane	ND	(370.0000)	UG/KG (Dry Weight)
				bis(2-Chloroethyl) ether	ND	(370.0000)	UG/KG (Dry Weight)
				bis(2-Ethylhexyl) phthalate	380.0000	(370.0000)	UG/KG (Dry Weight) J
SB B3	95TCB003SB1.0	0.5-1.0	Soil	TPH, diesel-range	44.0000	(4.0000)	MG/KG (Dry Weight)

BI = Datum associated with contaminated trip blank or laboratory method blank.
 G = Result affected by non-target hydrocarbons (e.g., diesel influence in GRO analysis).
 I = Chromatographic pattern associated with result is not recognized.
 J = Estimated value; bias unknown.
 M = Result influenced by matrix effects.
 ND = Not detected.

TIN CITY LRRS
Analytical Results Summary
Spill/leak #5 at fuel transfer station at Bldg. 123

IRP SITE: AOC 1

IRP DESCRIPTION: Spill/leak #5 at fuel transfer station at Bldg. 123

Location	Sample ID	Depth(ft)	Matrix	Analyte	Result	MRL	Units
SB B3	95TCB003SB1.0	0.5-1.0	Soil	TPH, gasoline-range	ND	(5300.0000)	UG/KG (Dry Weight)
				Benzene	ND	(1.1000)	UG/KG (Dry Weight)
				Ethylbenzene	ND	(1.1000)	UG/KG (Dry Weight)
				Toluene	ND	(1.1000)	UG/KG (Dry Weight)
				m-Xylene + p-Xylene	2.3000	(1.1000)	UG/KG (Dry Weight)
				o-Xylene	ND	(1.1000)	UG/KG (Dry Weight)
				1,2,4-Trichlorobenzene	ND	(350.0000)	UG/KG (Dry Weight)
				1,2-Dichlorobenzene	ND	(350.0000)	UG/KG (Dry Weight)
				1,3-Dichlorobenzene	ND	(350.0000)	UG/KG (Dry Weight)
				1,4-Dichlorobenzene	ND	(350.0000)	UG/KG (Dry Weight)
				2,2'-oxybis(1-Chloropropane)	ND	(350.0000)	UG/KG (Dry Weight)
				2,4,5-Trichlorophenol	ND	(350.0000)	UG/KG (Dry Weight)
				2,4,6-Trichlorophenol	ND	(350.0000)	UG/KG (Dry Weight)
				2,4-Dichlorophenol	ND	(350.0000)	UG/KG (Dry Weight)
				2,4-Dimethylphenol	ND	(350.0000)	UG/KG (Dry Weight)
				2,4-Dinitrophenol	ND	(1700.0000)	UG/KG (Dry Weight)
				2,4-Dinitrotoluene	ND	(350.0000)	UG/KG (Dry Weight)
				2,6-Dinitrotoluene	ND	(350.0000)	UG/KG (Dry Weight)
				2-Chloronaphthalene	ND	(350.0000)	UG/KG (Dry Weight)
				2-Chlorophenol	ND	(350.0000)	UG/KG (Dry Weight)
				2-Methyl-4,6-dinitrophenol	ND	(1700.0000)	UG/KG (Dry Weight)
				2-Methylnaphthalene	ND	(350.0000)	UG/KG (Dry Weight)
				2-Methylphenol	ND	(350.0000)	UG/KG (Dry Weight)
				2-Nitroaniline	ND	(1700.0000)	UG/KG (Dry Weight)
				2-Nitrophenol	ND	(350.0000)	UG/KG (Dry Weight)
				3,3'-Dichlorobenzidine	ND	(700.0000)	UG/KG (Dry Weight)
				3-Nitroaniline	ND	(1700.0000)	UG/KG (Dry Weight)
				4-Bromophenyl phenyl ether	ND	(350.0000)	UG/KG (Dry Weight)
				4-Chloro-3-methylphenol	ND	(700.0000)	UG/KG (Dry Weight)

BI = Datum associated with contaminated trip blank or laboratory method blank.

G = Result affected by non-target hydrocarbons (e.g., diesel influence in GRO analysis).

I = Chromatographic pattern associated with result is not recognized.

J = Estimated value; bias unknown.

M = Result influenced by matrix effects.

ND = Not detected.

TIN CITY LRRS
Analytical Results Summary
Spill/leak #5 at fuel transfer station at Bldg. 123

IRP SITE: AOC 1

IRP DESCRIPTION: Spill/leak #5 at fuel transfer station at Bldg. 123

Location	Sample ID	Depth(ft)	Matrix	Analyte	Result	MRL	Units
SB B3	95TCB003SB1.0	0.5-1.0	Soil	4-Chloroaniline	ND	(700.0000)	UG/KG (Dry Weight)
				4-Chlorophenyl phenyl ether	ND	(350.0000)	UG/KG (Dry Weight)
				4-Methylphenol	ND	(350.0000)	UG/KG (Dry Weight)
				4-Nitroaniline	ND	(1700.0000)	UG/KG (Dry Weight)
				4-Nitrophenol	ND	(1700.0000)	UG/KG (Dry Weight)
				Acenaphthene	ND	(350.0000)	UG/KG (Dry Weight)
				Acenaphthylene	ND	(350.0000)	UG/KG (Dry Weight)
				Anthracene	ND	(350.0000)	UG/KG (Dry Weight)
				Benz[a]anthracene	ND	(350.0000)	UG/KG (Dry Weight)
				Benzo[a]pyrene	ND	(350.0000)	UG/KG (Dry Weight)
				Benzo[b]fluoranthene	ND	(350.0000)	UG/KG (Dry Weight)
				Benzo[g,h,i]perylene	ND	(350.0000)	UG/KG (Dry Weight)
				Benzo[k]fluoranthene	ND	(350.0000)	UG/KG (Dry Weight)
				Benzoic acid	ND	(1700.0000)	UG/KG (Dry Weight)
				Benzyl alcohol	ND	(700.0000)	UG/KG (Dry Weight)
				Benzyl butyl phthalate	ND	(350.0000)	UG/KG (Dry Weight)
				Chrysene	ND	(350.0000)	UG/KG (Dry Weight)
				Di-n-butyl phthalate	ND	(350.0000)	UG/KG (Dry Weight)
				Di-n-octyl phthalate	ND	(350.0000)	UG/KG (Dry Weight)
				Dibenz[a,h]anthracene	ND	(350.0000)	UG/KG (Dry Weight)
				Dibenzofuran	ND	(350.0000)	UG/KG (Dry Weight)
				Diethyl phthalate	ND	(350.0000)	UG/KG (Dry Weight)
				Dimethyl phthalate	ND	(350.0000)	UG/KG (Dry Weight)
				Fluoranthene	ND	(350.0000)	UG/KG (Dry Weight)
				Fluorene	ND	(350.0000)	UG/KG (Dry Weight)
				Hexachlorobenzene	ND	(350.0000)	UG/KG (Dry Weight)
				Hexachlorobutadiene	ND	(350.0000)	UG/KG (Dry Weight)
				Hexachlorocyclopentadiene	ND	(350.0000)	UG/KG (Dry Weight)
				Hexachloroethane	ND	(350.0000)	UG/KG (Dry Weight)

BI = Datum associated with contaminated trip blank or laboratory method blank.
 G = Result affected by non-target hydrocarbons (e.g., diesel influence in GRO analysis).
 I = Chromatographic pattern associated with result is not recognized.
 J = Estimated value; bias unknown.
 M = Result influenced by matrix effects.
 ND = Not detected.

TIN CITY LRRS
Analytical Results Summary
Spill/leak #5 at fuel transfer station at Bldg. 123

IRP SITE: AOC 1

IRP DESCRIPTION: Spill/leak #5 at fuel transfer station at Bldg. 123

Location	Sample ID	Depth(ft)	Matrix	Analyte	Result	MRL	Units
SB B3	95TCB003SB1.0	0.5-1.0	Soil	Indeno[1,2,3-cd]pyrene	ND	(350.0000)	UG/KG (Dry Weight)
				Isophorone	ND	(350.0000)	UG/KG (Dry Weight)
				N-Nitrosodi-n-propylamine	ND	(350.0000)	UG/KG (Dry Weight)
				N-Nitrosodiphenylamine	ND	(350.0000)	UG/KG (Dry Weight)
				Naphthalene	ND	(350.0000)	UG/KG (Dry Weight)
				Nitrobenzene	ND	(350.0000)	UG/KG (Dry Weight)
				Pentachlorophenol	ND	(1700.0000)	UG/KG (Dry Weight)
				Phenanthrene	ND	(350.0000)	UG/KG (Dry Weight)
				Phenol	ND	(350.0000)	UG/KG (Dry Weight)
				Pyrene	ND	(350.0000)	UG/KG (Dry Weight)
				bis(2-Chloroethoxy)methane	ND	(350.0000)	UG/KG (Dry Weight)
				bis(2-Chloroethyl) ether	ND	(350.0000)	UG/KG (Dry Weight)
				bis(2-Ethylhexyl) phthalate	ND	(350.0000)	UG/KG (Dry Weight)
SB B4	95TCB004SB1.0	0.5-1.0	Soil	TPH, diesel-range	8600.0000	(860.0000)	MG/KG (Dry Weight)
				TPH, gasoline-range	ND	(5400.0000)	UG/KG (Dry Weight)
				Benzene	ND	(1.1000)	UG/KG (Dry Weight)
				Ethylbenzene	ND	(1.1000)	UG/KG (Dry Weight)
				Toluene	ND	(1.1000)	UG/KG (Dry Weight)
				m-Xylene + p-Xylene	ND	(1.1000)	UG/KG (Dry Weight)
				o-Xylene	ND	(1.1000)	UG/KG (Dry Weight)
				1,2,4-Trichlorobenzene	ND	(350.0000)	UG/KG (Dry Weight)
				1,2-Dichlorobenzene	ND	(350.0000)	UG/KG (Dry Weight)
				1,3-Dichlorobenzene	ND	(350.0000)	UG/KG (Dry Weight)
				1,4-Dichlorobenzene	ND	(350.0000)	UG/KG (Dry Weight)
				2,2'-oxybis(1-Chloropropane)	ND	(350.0000)	UG/KG (Dry Weight)
				2,4,5-Trichlorophenol	ND	(350.0000)	UG/KG (Dry Weight)
				2,4,6-Trichlorophenol	ND	(350.0000)	UG/KG (Dry Weight)
				2,4-Dichlorophenol	ND	(350.0000)	UG/KG (Dry Weight)
				2,4-Dimethylphenol	ND	(350.0000)	UG/KG (Dry Weight)

BI = Datum associated with contaminated trip blank or laboratory method blank.
 G = Result affected by non-target hydrocarbons (e.g., diesel influence in GRO analysis).
 I = Chromatographic pattern associated with result is not recognized.
 J = Estimated value; bias unknown.
 M = Result influenced by matrix effects.
 ND = Not detected.

TIN CITY LRRS
Analytical Results Summary
Spill/leak #5 at fuel transfer station at Bldg. 123

IRP SITE: AOC 1

IRP DESCRIPTION: Spill/leak #5 at fuel transfer station at Bldg. 123

Location	Sample ID	Depth(ft)	Matrix	Analyte	Result	MRL	Units
SB B4	95TCB004SB1.0	0.5-1.0	Soil	2,4-Dinitrophenol	ND	(1700.0000)	UG/KG (Dry Weight)
				2,4-Dinitrotoluene	ND	(350.0000)	UG/KG (Dry Weight)
				2,6-Dinitrotoluene	ND	(350.0000)	UG/KG (Dry Weight)
				2-Chloronaphthalene	ND	(350.0000)	UG/KG (Dry Weight)
				2-Chlorophenol	ND	(350.0000)	UG/KG (Dry Weight)
				2-Methyl-4,6-dinitrophenol	ND	(1700.0000)	UG/KG (Dry Weight)
				2-Methylnaphthalene	ND	(350.0000)	UG/KG (Dry Weight)
				2-Methylphenol	ND	(350.0000)	UG/KG (Dry Weight)
				2-Nitroaniline	ND	(1700.0000)	UG/KG (Dry Weight)
				2-Nitrophenol	ND	(350.0000)	UG/KG (Dry Weight)
				3,3'-Dichlorobenzidine	ND	(710.0000)	UG/KG (Dry Weight)
				3-Nitroaniline	ND	(1700.0000)	UG/KG (Dry Weight)
				4-Bromophenyl phenyl ether	ND	(350.0000)	UG/KG (Dry Weight)
				4-Chloro-3-methylphenol	ND	(710.0000)	UG/KG (Dry Weight)
				4-Chloroaniline	ND	(710.0000)	UG/KG (Dry Weight)
				4-Chlorophenyl phenyl ether	ND	(350.0000)	UG/KG (Dry Weight)
				4-Methylphenol	ND	(350.0000)	UG/KG (Dry Weight)
				4-Nitroaniline	ND	(1700.0000)	UG/KG (Dry Weight)
				4-Nitrophenol	ND	(1700.0000)	UG/KG (Dry Weight)
				Acenaphthene	ND	(350.0000)	UG/KG (Dry Weight)
				Acenaphthylene	ND	(350.0000)	UG/KG (Dry Weight)
				Anthracene	ND	(350.0000)	UG/KG (Dry Weight)
				Benz[a]anthracene	ND	(350.0000)	UG/KG (Dry Weight)
				Benzo[a]pyrene	ND	(350.0000)	UG/KG (Dry Weight)
				Benzo[b]fluoranthene	ND	(350.0000)	UG/KG (Dry Weight)
				Benzo[g,h,i]perylene	ND	(350.0000)	UG/KG (Dry Weight)
				Benzo[k]fluoranthene	ND	(350.0000)	UG/KG (Dry Weight)
				Benzoic acid	ND	(1700.0000)	UG/KG (Dry Weight)
				Benzyl alcohol	ND	(710.0000)	UG/KG (Dry Weight)

BI = Datum associated with contaminated trip blank or laboratory method blank.
G = Result affected by non-target hydrocarbons (e.g., diesel influence in GRO analysis).
I = Chromatographic pattern associated with result is not recognized.
J = Estimated value; bias unknown.
M = Result influenced by matrix effects.
ND = Not detected.

TIN CITY LRRS
Analytical Results Summary
Spill/leak #5 at fuel transfer station at Bldg. 123

IRP SITE: AOC 1

IRP DESCRIPTION: Spill/leak #5 at fuel transfer station at Bldg. 123

Location	Sample ID	Depth(ft)	Matrix	Analyte	Result	MRL	Units
SB B4	95TCB004SB1.0	0.5-1.0	Soil	Benzyl butyl phthalate	ND	(350.0000)	UG/KG (Dry Weight)
				Chrysene	ND	(350.0000)	UG/KG (Dry Weight)
				Di-n-butyl phthalate	ND	(350.0000)	UG/KG (Dry Weight)
				Di-n-octyl phthalate	ND	(350.0000)	UG/KG (Dry Weight)
				Dibenz[a,h]anthracene	ND	(350.0000)	UG/KG (Dry Weight)
				Dibenzofuran	ND	(350.0000)	UG/KG (Dry Weight)
				Diethyl phthalate	ND	(350.0000)	UG/KG (Dry Weight)
				Dimethyl phthalate	ND	(350.0000)	UG/KG (Dry Weight)
				Fluoranthene	ND	(350.0000)	UG/KG (Dry Weight)
				Fluorene	ND	(350.0000)	UG/KG (Dry Weight)
				Hexachlorobenzene	ND	(350.0000)	UG/KG (Dry Weight)
				Hexachlorobutadiene	ND	(350.0000)	UG/KG (Dry Weight)
				Hexachlorocyclopentadiene	ND	(350.0000)	UG/KG (Dry Weight)
				Hexachloroethane	ND	(350.0000)	UG/KG (Dry Weight)
				Indeno[1,2,3-cd]pyrene	ND	(350.0000)	UG/KG (Dry Weight)
				Isophorone	ND	(350.0000)	UG/KG (Dry Weight)
				N-Nitrosodi-n-propylamine	ND	(350.0000)	UG/KG (Dry Weight)
				N-Nitrosodiphenylamine	ND	(350.0000)	UG/KG (Dry Weight)
				Naphthalene	ND	(350.0000)	UG/KG (Dry Weight)
				Nitrobenzene	ND	(350.0000)	UG/KG (Dry Weight)
				Pentachlorophenol	ND	(1700.0000)	UG/KG (Dry Weight)
				Phenanthrene	ND	(350.0000)	UG/KG (Dry Weight)
				Phenol	ND	(350.0000)	UG/KG (Dry Weight)
				Pyrene	ND	(350.0000)	UG/KG (Dry Weight)
				bis(2-Chloroethoxy)methane	ND	(350.0000)	UG/KG (Dry Weight)
				bis(2-Chloroethyl) ether	ND	(350.0000)	UG/KG (Dry Weight)
				bis(2-Ethylhexyl) phthalate	ND	(350.0000)	UG/KG (Dry Weight)
SB B5	95TCB005SB1.0	0.5-1.0	Soil	TPH, diesel-range	2900.0000	(440.0000)	MG/KG (Dry Weight)
				TPH, residual-range	330.0000	(55.0000)	MG/KG (Dry Weight)

BI = Datum associated with contaminated trip blank or laboratory method blank.
 G = Result affected by non-target hydrocarbons (e.g., diesel influence in GRO analysis).
 I = Chromatographic pattern associated with result is not recognized.
 J = Estimated value; bias unknown.
 M = Result influenced by matrix effects.
 ND = Not detected.

TIN CITY LRRS
Analytical Results Summary
Spill/leak #5 at fuel transfer station at Bldg. 123

IRP SITE: AOC 1

IRP DESCRIPTION: Spill/leak #5 at fuel transfer station at Bldg. 123

Location	Sample ID	Depth(ft)	Matrix	Analyte	Result	MRL	Units
SB BS	95TCB005SB1.0	0.5-1.0	Soil	TPH, gasoline-range	15000.0000	(5500.0000)	UG/KG (Dry Weight) G
				Lead	2.1000	(0.0900)	MG/KG (Dry Weight)
				Benzene	ND	(1.1000)	UG/KG (Dry Weight)
				Ethylbenzene	1.8000	(1.1000)	UG/KG (Dry Weight)
				Toluene	ND	(1.1000)	UG/KG (Dry Weight)
				m-Xylene + p-Xylene	6.5000	(1.1000)	UG/KG (Dry Weight)
				o-Xylene	3.2000	(1.1000)	UG/KG (Dry Weight)
				1,2,4-Trichlorobenzene	ND	(360.0000)	UG/KG (Dry Weight)
				1,2-Dichlorobenzene	ND	(360.0000)	UG/KG (Dry Weight)
				1,3-Dichlorobenzene	ND	(360.0000)	UG/KG (Dry Weight)
				1,4-Dichlorobenzene	ND	(360.0000)	UG/KG (Dry Weight)
				2,2'-oxybis(1-Chloropropane)	ND	(360.0000)	UG/KG (Dry Weight)
				2,4,5-Trichlorophenol	ND	(360.0000)	UG/KG (Dry Weight)
				2,4,6-Trichlorophenol	ND	(360.0000)	UG/KG (Dry Weight)
				2,4-Dichlorophenol	ND	(360.0000)	UG/KG (Dry Weight)
				2,4-Dimethylphenol	ND	(360.0000)	UG/KG (Dry Weight)
				2,4-Dinitrophenol	ND	(1800.0000)	UG/KG (Dry Weight)
				2,4-Dinitrotoluene	ND	(360.0000)	UG/KG (Dry Weight)
				2,6-Dinitrotoluene	ND	(360.0000)	UG/KG (Dry Weight)
				2-Chloronaphthalene	ND	(360.0000)	UG/KG (Dry Weight)
				2-Chlorophenol	ND	(360.0000)	UG/KG (Dry Weight)
				2-Methyl-4,6-dinitrophenol	ND	(1800.0000)	UG/KG (Dry Weight)
				2-Methylnaphthalene	ND	(360.0000)	UG/KG (Dry Weight)
				2-Methylphenol	ND	(360.0000)	UG/KG (Dry Weight)
				2-Nitroaniline	ND	(1800.0000)	UG/KG (Dry Weight)
				2-Nitrophenol	ND	(360.0000)	UG/KG (Dry Weight)
				3,3'-Dichlorobenzidine	ND	(730.0000)	UG/KG (Dry Weight)
				3-Nitroaniline	ND	(1800.0000)	UG/KG (Dry Weight)
				4-Bromophenyl phenyl ether	ND	(360.0000)	UG/KG (Dry Weight)

BI = Datum associated with contaminated trip blank or laboratory method blank.

G = Result affected by non-target hydrocarbons (e.g., diesel influence in GRO analysis).

I = Chromatographic pattern associated with result is not recognized.

J = Estimated value; bias unknown.

M = Result influenced by matrix effects.

ND = Not detected.

TIN CITY LRRS
Analytical Results Summary
Spill/leak #5 at fuel transfer station at Bldg. 123

IRP SITE: AOC 1

IRP DESCRIPTION: Spill/leak #5 at fuel transfer station at Bldg. 123

Location	Sample ID	Depth(ft)	Matrix	Analyte	Result	MRL	Units
SB B5	95TCB005SB1.0	0.5-1.0	Soil	4-Chloro-3-methylphenol	ND	(730.0000)	UG/KG (Dry Weight)
				4-Chloroaniline	ND	(730.0000)	UG/KG (Dry Weight)
				4-Chlorophenyl phenyl ether	ND	(360.0000)	UG/KG (Dry Weight)
				4-Methylphenol	ND	(360.0000)	UG/KG (Dry Weight)
				4-Nitroaniline	ND	(1800.0000)	UG/KG (Dry Weight)
				4-Nitrophenol	ND	(1800.0000)	UG/KG (Dry Weight)
				Acenaphthene	ND	(360.0000)	UG/KG (Dry Weight)
				Acenaphthylene	ND	(360.0000)	UG/KG (Dry Weight)
				Anthracene	ND	(360.0000)	UG/KG (Dry Weight)
				Benz[a]anthracene	ND	(360.0000)	UG/KG (Dry Weight)
				Benzo[a]pyrene	ND	(360.0000)	UG/KG (Dry Weight)
				Benzo[b]fluoranthene	ND	(360.0000)	UG/KG (Dry Weight)
				Benzo[g,h,i]perylene	ND	(360.0000)	UG/KG (Dry Weight)
				Benzo[k]fluoranthene	ND	(360.0000)	UG/KG (Dry Weight)
				Benzoic acid	ND	(1800.0000)	UG/KG (Dry Weight)
				Benzyl alcohol	ND	(730.0000)	UG/KG (Dry Weight)
				Benzyl butyl phthalate	ND	(360.0000)	UG/KG (Dry Weight)
				Chrysene	ND	(360.0000)	UG/KG (Dry Weight)
				Di-n-butyl phthalate	ND	(360.0000)	UG/KG (Dry Weight)
				Di-n-octyl phthalate	ND	(360.0000)	UG/KG (Dry Weight)
				Dibenz[a,h]anthracene	ND	(360.0000)	UG/KG (Dry Weight)
				Dibenzofuran	ND	(360.0000)	UG/KG (Dry Weight)
				Diethyl phthalate	ND	(360.0000)	UG/KG (Dry Weight)
				Dimethyl phthalate	ND	(360.0000)	UG/KG (Dry Weight)
				Fluoranthene	ND	(360.0000)	UG/KG (Dry Weight)
				Fluorene	ND	(360.0000)	UG/KG (Dry Weight)
				Hexachlorobenzene	ND	(360.0000)	UG/KG (Dry Weight)
				Hexachlorobutadiene	ND	(360.0000)	UG/KG (Dry Weight)
				Hexachlorocyclopentadiene	ND	(360.0000)	UG/KG (Dry Weight)

BI = Datum associated with contaminated trip blank or laboratory method blank.
 G = Result affected by non-target hydrocarbons (e.g., diesel influence in GRO analysis).
 I = Chromatographic pattern associated with result is not recognized.
 J = Estimated value; bias unknown.
 M = Result influenced by matrix effects.
 ND = Not detected.

TIN CITY LRRS
Analytical Results Summary
Spill/leak #5 at fuel transfer station at Bldg. 123

IRP SITE: AOC 1

IRP DESCRIPTION: Spill/leak #5 at fuel transfer station at Bldg. 123

Location	Sample ID	Depth(ft)	Matrix	Analyte	Result	MRL	Units
SB B5	95TCB005SB1.0	0.5-1.0	Soil	Hexachloroethane	ND	(360.0000)	UG/KG (Dry Weight)
				Indeno[1,2,3-cd]pyrene	ND	(360.0000)	UG/KG (Dry Weight)
				Isophorone	ND	(360.0000)	UG/KG (Dry Weight)
				N-Nitrosodi-n-propylamine	ND	(360.0000)	UG/KG (Dry Weight)
				N-Nitrosodiphenylamine	ND	(360.0000)	UG/KG (Dry Weight)
				Naphthalene	ND	(360.0000)	UG/KG (Dry Weight)
				Nitrobenzene	ND	(360.0000)	UG/KG (Dry Weight)
				Pentachlorophenol	ND	(1800.0000)	UG/KG (Dry Weight)
				Phenanthrene	ND	(360.0000)	UG/KG (Dry Weight)
				Phenol	ND	(360.0000)	UG/KG (Dry Weight)
				Pyrene	ND	(360.0000)	UG/KG (Dry Weight)
				bis(2-Chloroethoxy)methane	ND	(360.0000)	UG/KG (Dry Weight)
				bis(2-Chloroethyl) ether	ND	(360.0000)	UG/KG (Dry Weight)
				bis(2-Ethylhexyl) phthalate	ND	(360.0000)	UG/KG (Dry Weight)
SB B6	95TCB006SB1.0	0.2-0.6	Soil	TPH, diesel-range	830.0000	(450.0000)	MG/KG (Dry Weight)
				TPH, residual-range	66.0000	(56.0000)	MG/KG (Dry Weight)
				TPH, gasoline-range	97000.0000	(5600.0000)	UG/KG (Dry Weight) G
				Lead	5.1000	(0.0780)	MG/KG (Dry Weight)
				Benzene	ND	(1.1000)	UG/KG (Dry Weight)
				Ethylbenzene	14.0000	(1.1000)	UG/KG (Dry Weight)
				Toluene	ND	(1.1000)	UG/KG (Dry Weight)
				m-Xylene + p-Xylene	5.8000	(1.1000)	UG/KG (Dry Weight)
				o-Xylene	31.0000	(1.1000)	UG/KG (Dry Weight)
				1,2,4-Trichlorobenzene	ND	(370.0000)	UG/KG (Dry Weight)
				1,2-Dichlorobenzene	ND	(370.0000)	UG/KG (Dry Weight)
				1,3-Dichlorobenzene	ND	(370.0000)	UG/KG (Dry Weight)
				1,4-Dichlorobenzene	ND	(370.0000)	UG/KG (Dry Weight)
				2,2'-oxybis(1-Chloropropane)	ND	(370.0000)	UG/KG (Dry Weight)
				2,4,5-Trichlorophenol	ND	(370.0000)	UG/KG (Dry Weight)

BI = Datum associated with contaminated trip blank or laboratory method blank.
 G = Result affected by non-target hydrocarbons (e.g., diesel influence in GRO analysis).
 I = Chromatographic pattern associated with result is not recognized.
 J = Estimated value; bias unknown.
 M = Result influenced by matrix effects.
 ND = Not detected.

TIN CITY LRRS
Analytical Results Summary
Spill/leak #5 at fuel transfer station at Bldg. 123

IRP SITE: AOC 1

IRP DESCRIPTION: Spill/leak #5 at fuel transfer station at Bldg. 123

Location	Sample ID	Depth(ft)	Matrix	Analyte	Result	MRL	Units
SB B6	95TCB006SB1.0	0.2-0.6	Soil	2,4,6-Trichlorophenol	ND	(370.0000)	UG/KG (Dry Weight)
				2,4-Dichlorophenol	ND	(370.0000)	UG/KG (Dry Weight)
				2,4-Dimethylphenol	ND	(370.0000)	UG/KG (Dry Weight)
				2,4-Dinitrophenol	ND	(1800.0000)	UG/KG (Dry Weight)
				2,4-Dinitrotoluene	ND	(370.0000)	UG/KG (Dry Weight)
				2,6-Dinitrotoluene	ND	(370.0000)	UG/KG (Dry Weight)
				2-Chloronaphthalene	ND	(370.0000)	UG/KG (Dry Weight)
				2-Chlorophenol	ND	(370.0000)	UG/KG (Dry Weight)
				2-Methyl-4,6-dinitrophenol	ND	(1800.0000)	UG/KG (Dry Weight)
				2-Methylnaphthalene	ND	(370.0000)	UG/KG (Dry Weight)
				2-Methylphenol	ND	(370.0000)	UG/KG (Dry Weight)
				2-Nitroaniline	ND	(1800.0000)	UG/KG (Dry Weight)
				2-Nitrophenol	ND	(370.0000)	UG/KG (Dry Weight)
				3,3'-Dichlorobenzidine	ND	(740.0000)	UG/KG (Dry Weight)
				3-Nitroaniline	ND	(1800.0000)	UG/KG (Dry Weight)
				4-Bromophenyl phenyl ether	ND	(370.0000)	UG/KG (Dry Weight)
				4-Chloro-3-methylphenol	ND	(740.0000)	UG/KG (Dry Weight)
				4-Chloroaniline	ND	(740.0000)	UG/KG (Dry Weight)
				4-Chlorophenyl phenyl ether	ND	(370.0000)	UG/KG (Dry Weight)
				4-Methylphenol	ND	(370.0000)	UG/KG (Dry Weight)
				4-Nitroaniline	ND	(1800.0000)	UG/KG (Dry Weight)
				4-Nitrophenol	ND	(1800.0000)	UG/KG (Dry Weight)
				Acenaphthene	ND	(370.0000)	UG/KG (Dry Weight)
				Acenaphthylene	ND	(370.0000)	UG/KG (Dry Weight)
				Anthracene	ND	(370.0000)	UG/KG (Dry Weight)
				Benz[a]anthracene	ND	(370.0000)	UG/KG (Dry Weight)
				Benzo[a]pyrene	ND	(370.0000)	UG/KG (Dry Weight)
				Benzo[b]fluoranthene	ND	(370.0000)	UG/KG (Dry Weight)
				Benzo[g,h,i]perylene	ND	(370.0000)	UG/KG (Dry Weight)

BI = Datum associated with contaminated trip blank or laboratory method blank.
G = Result affected by non-target hydrocarbons (e.g., diesel influence in GRO analysis).
I = Chromatographic pattern associated with result is not recognized.
J = Estimated value; bias unknown.
M = Result influenced by matrix effects.
ND = Not detected.

TIN CITY LRRS
Analytical Results Summary
Spill/Leak #5 at fuel transfer station at Bldg. 123

IRP SITE: AOC 1

IRP DESCRIPTION: Spill/leak #5 at fuel transfer station at Bldg. 123

Location	Sample ID	Depth(ft)	Matrix	Analyte	Result	MRL	Units
SB B6	95TCB006SB1.0	0.2-0.6	Soil	Benzo[k]fluoranthene	ND	(370.0000)	UG/KG (Dry Weight)
				Benzoic acid	ND	(1800.0000)	UG/KG (Dry Weight)
				Benzyl alcohol	ND	(740.0000)	UG/KG (Dry Weight)
				Benzyl butyl phthalate	ND	(370.0000)	UG/KG (Dry Weight)
				Chrysene	ND	(370.0000)	UG/KG (Dry Weight)
				Di-n-butyl phthalate	ND	(370.0000)	UG/KG (Dry Weight)
				Di-n-octyl phthalate	ND	(370.0000)	UG/KG (Dry Weight)
				Dibenz[a,h]anthracene	ND	(370.0000)	UG/KG (Dry Weight)
				Dibenzofuran	ND	(370.0000)	UG/KG (Dry Weight)
				Diethyl phthalate	ND	(370.0000)	UG/KG (Dry Weight)
				Dimethyl phthalate	ND	(370.0000)	UG/KG (Dry Weight)
				Fluoranthene	ND	(370.0000)	UG/KG (Dry Weight)
				Fluorene	ND	(370.0000)	UG/KG (Dry Weight)
				Hexachlorobenzene	ND	(370.0000)	UG/KG (Dry Weight)
				Hexachlorobutadiene	ND	(370.0000)	UG/KG (Dry Weight)
				Hexachlorocyclopentadiene	ND	(370.0000)	UG/KG (Dry Weight)
				Hexachloroethane	ND	(370.0000)	UG/KG (Dry Weight)
				Indeno[1,2,3-cd]pyrene	ND	(370.0000)	UG/KG (Dry Weight)
				Isophorone	ND	(370.0000)	UG/KG (Dry Weight)
				N-Nitrosodi-n-propylamine	ND	(370.0000)	UG/KG (Dry Weight)
				N-Nitrosodiphenylamine	ND	(370.0000)	UG/KG (Dry Weight)
				Naphthalene	ND	(370.0000)	UG/KG (Dry Weight)
				Nitrobenzene	ND	(370.0000)	UG/KG (Dry Weight)
				Pentachlorophenol	ND	(1800.0000)	UG/KG (Dry Weight)
				Phenanthrene	ND	(370.0000)	UG/KG (Dry Weight)
				Phenol	ND	(370.0000)	UG/KG (Dry Weight)
				Pyrene	ND	(370.0000)	UG/KG (Dry Weight)
				bis(2-Chloroethoxy)methane	ND	(370.0000)	UG/KG (Dry Weight)
				bis(2-Chloroethyl) ether	ND	(370.0000)	UG/KG (Dry Weight)

BI = Datum associated with contaminated trip blank or laboratory method blank.

G = Result affected by non-target hydrocarbons (e.g., diesel influence in GRO analysis).

I = Chromatographic pattern associated with result is not recognized.

J = Estimated value; bias unknown.

M = Result influenced by matrix effects.

ND = Not detected.

TIN CITY LRRS
Analytical Results Summary
Spill/leak #5 at fuel transfer station at Bldg. 123

IRP SITE: AOC 1

IRP DESCRIPTION: Spill/leak #5 at fuel transfer station at Bldg. 123

Location	Sample ID	Depth(ft)	Matrix	Analyte	Result	MRL	Units
SB B6	95TCB006SB1.0	0.2-0.6	Soil	bis(2-Ethylhexyl) phthalate	ND	(370.0000)	UG/KG (Dry Weight)

BI = Datum associated with contaminated trip blank or laboratory method blank.
 G = Result affected by non-target hydrocarbons (e.g., diesel influence in GRO analysis).
 I = Chromatographic pattern associated with result is not recognized.
 J = Estimated value; bias unknown.
 M = Result influenced by matrix effects.
 ND = Not detected.

TIN CITY LRRS
Analytical Results Summary
UST #3 (removed) at Power Plant (Bldg. 110)

IRP SITE: ST 12a

IRP DESCRIPTION: UST #3 (removed) at Power Plant (Bldg. 110)

Location	Sample ID	Depth(ft)	Matrix	Analyte	Result	MRL	Units	
SB C1	95TCC001SB5.0	4.0-6.0	Soil	TPH, diesel-range	14.0000	(4.0000)	MG/KG (Dry Weight)	
	95TCC001SB0.5	0.0-0.5		Organic Vapors	43.3000	(1.0000)	Meter Units	
	95TCC001SB5.0	4.0-6.0		Organic Vapors	11.2000	(1.0000)	Meter Units	
				Benzene	ND	(1.0000)	UG/KG (Dry Weight)	
				Ethylbenzene	ND	(1.0000)	UG/KG (Dry Weight)	
				Toluene	ND	(1.0000)	UG/KG (Dry Weight)	
				m-Xylene + p-Xylene	ND	(1.0000)	UG/KG (Dry Weight)	
				o-Xylene	ND	(1.0000)	UG/KG (Dry Weight)	
	SB C2	95TCC002SB5.0	4.0-4.5	Soil	TPH, diesel-range	1100.0000	(43.0000)	MG/KG (Dry Weight)
95TCC002SB7.0		6.0-7.5		TPH, diesel-range	570.0000	(49.0000)	MG/KG (Dry Weight)	
95TCC002SB5.0		4.0-4.5		TPH, gasoline-range	8600.0000	(5000.0000)	UG/KG (Dry Weight)	
95TCC002SB7.0		6.0-7.5		TPH, gasoline-range	11000.0000	(5500.0000)	UG/KG (Dry Weight)	
95TCC002SB5.0		4.0-4.5		Organic Vapors	270.0000	(1.0000)	Meter Units	
95TCC002SB7.0		6.0-7.5		Organic Vapors	582.0000	(1.0000)	Meter Units	
95TCC002SB5.0		4.0-4.5		Benzene	ND	(1.0000)	UG/KG (Dry Weight)	
				Ethylbenzene	17.0000	(1.0000)	UG/KG (Dry Weight)	
				Toluene	ND	(1.0000)	UG/KG (Dry Weight)	
				m-Xylene + p-Xylene	1.8000	(1.0000)	UG/KG (Dry Weight)	
				o-Xylene	35.0000	(1.0000)	UG/KG (Dry Weight)	
				Benzene	ND	(1.1000)	UG/KG (Dry Weight)	
				Ethylbenzene	ND	(1.1000)	UG/KG (Dry Weight)	
				Toluene	ND	(1.1000)	UG/KG (Dry Weight)	
				m-Xylene + p-Xylene	ND	(1.1000)	UG/KG (Dry Weight)	
				o-Xylene	16.0000	(1.1000)	UG/KG (Dry Weight)	
95TCC002SB7.0			6.0-7.5		1,2,4-Trichlorobenzene	ND	(350.0000)	UG/KG (Dry Weight)
					1,2-Dichlorobenzene	ND	(350.0000)	UG/KG (Dry Weight)
				1,3-Dichlorobenzene	ND	(350.0000)	UG/KG (Dry Weight)	
				1,4-Dichlorobenzene	ND	(350.0000)	UG/KG (Dry Weight)	
				2,2'-oxybis(1-Chloropropane)	ND	(350.0000)	UG/KG (Dry Weight)	

BI = Datum associated with contaminated trip blank or laboratory method blank.
G = Result affected by non-target hydrocarbons (e.g., diesel influence in GRO analysis).
I = Chromatographic pattern associated with result is not recognized.
J = Estimated value, bias unknown.
M = Result influenced by matrix effects.
ND = Not detected.

TIN CITY LRRS
Analytical Results Summary
UST #3 (removed) at Power Plant (Bldg. 110)

IRP SITE: ST 12a

IRP DESCRIPTION: UST #3 (removed) at Power Plant (Bldg. 110)

Location	Sample ID	Depth(ft)	Matrix	Analyte	Result	MRL	Units
SB C2	95TCC002SB5.0	4.0-4.5	Soil	2,4,5-Trichlorophenol	ND	(350.0000)	UG/KG (Dry Weight)
				2,4,6-Trichlorophenol	ND	(350.0000)	UG/KG (Dry Weight)
				2,4-Dichlorophenol	ND	(350.0000)	UG/KG (Dry Weight)
				2,4-Dimethylphenol	ND	(350.0000)	UG/KG (Dry Weight)
				2,4-Dinitrophenol	ND	(1700.0000)	UG/KG (Dry Weight)
				2,4-Dinitrotoluene	ND	(350.0000)	UG/KG (Dry Weight)
				2,6-Dinitrotoluene	ND	(350.0000)	UG/KG (Dry Weight)
				2-Chloronaphthalene	ND	(350.0000)	UG/KG (Dry Weight)
				2-Chlorophenol	ND	(350.0000)	UG/KG (Dry Weight)
				2-Methyl-4,6-dinitrophenol	ND	(1700.0000)	UG/KG (Dry Weight)
				2-Methylnaphthalene	ND	(350.0000)	UG/KG (Dry Weight)
				2-Methylphenol	ND	(350.0000)	UG/KG (Dry Weight)
				2-Nitroaniline	ND	(1700.0000)	UG/KG (Dry Weight)
				2-Nitrophenol	ND	(350.0000)	UG/KG (Dry Weight)
				3,3'-Dichlorobenzidine	ND	(710.0000)	UG/KG (Dry Weight)
				3-Nitroaniline	ND	(1700.0000)	UG/KG (Dry Weight)
				4-Bromophenyl phenyl ether	ND	(350.0000)	UG/KG (Dry Weight)
				4-Chloro-3-methylphenol	ND	(710.0000)	UG/KG (Dry Weight)
				4-Chloroaniline	ND	(710.0000)	UG/KG (Dry Weight)
				4-Chlorophenyl phenyl ether	ND	(350.0000)	UG/KG (Dry Weight)
				4-Methylphenol	ND	(350.0000)	UG/KG (Dry Weight)
				4-Nitroaniline	ND	(1700.0000)	UG/KG (Dry Weight)
				4-Nitrophenol	ND	(1700.0000)	UG/KG (Dry Weight)
				Acenaphthene	ND	(350.0000)	UG/KG (Dry Weight)
				Acenaphthylene	ND	(350.0000)	UG/KG (Dry Weight)
				Anthracene	ND	(350.0000)	UG/KG (Dry Weight)
				Benz[a]anthracene	ND	(350.0000)	UG/KG (Dry Weight)
				Benzo[a]pyrene	ND	(350.0000)	UG/KG (Dry Weight)
				Benzo[b]fluoranthene	ND	(350.0000)	UG/KG (Dry Weight)

BI = Datum associated with contaminated trip blank or laboratory method blank.
 G = Result affected by non-target hydrocarbons (e.g., diesel influence in GRO analysis).
 I = Chromatographic pattern associated with result is not recognized.
 J = Estimated value; bias unknown.
 M = Result influenced by matrix effects.
 ND = Not detected.

TIN CITY LRRS
Analytical Results Summary
UST #3 (removed) at Power Plant (Bldg. 110)

IRP SITE: ST 12a

IRP DESCRIPTION: UST #3 (removed) at Power Plant (Bldg. 110)

Location	Sample ID	Depth(ft)	Matrix	Analyte	Result	MRL	Units
SB C2	95TCC002SB5.0	4.0-4.5	Soil	Benzo[g,h,i]perylene	ND	(350.0000)	UG/KG (Dry Weight)
				Benzo[k]fluoranthene	ND	(350.0000)	UG/KG (Dry Weight)
				Benzoic acid	ND	(1700.0000)	UG/KG (Dry Weight)
				Benzyl alcohol	ND	(710.0000)	UG/KG (Dry Weight)
				Benzyl butyl phthalate	ND	(350.0000)	UG/KG (Dry Weight)
				Chrysene	ND	(350.0000)	UG/KG (Dry Weight)
				Di-n-butyl phthalate	ND	(350.0000)	UG/KG (Dry Weight)
				Di-n-octyl phthalate	ND	(350.0000)	UG/KG (Dry Weight)
				Dibenz[a,h]anthracene	ND	(350.0000)	UG/KG (Dry Weight)
				Dibenzofuran	ND	(350.0000)	UG/KG (Dry Weight)
				Diethyl phthalate	ND	(350.0000)	UG/KG (Dry Weight)
				Dimethyl phthalate	ND	(350.0000)	UG/KG (Dry Weight)
				Fluoranthene	ND	(350.0000)	UG/KG (Dry Weight)
				Fluorene	ND	(350.0000)	UG/KG (Dry Weight)
				Hexachlorobenzene	ND	(350.0000)	UG/KG (Dry Weight)
				Hexachlorobutadiene	ND	(350.0000)	UG/KG (Dry Weight)
				Hexachlorocyclopentadiene	ND	(350.0000)	UG/KG (Dry Weight)
				Hexachloroethane	ND	(350.0000)	UG/KG (Dry Weight)
				Indeno[1,2,3-cd]pyrene	ND	(350.0000)	UG/KG (Dry Weight)
				Isophorone	ND	(350.0000)	UG/KG (Dry Weight)
				N-Nitrosodi-n-propylamine	ND	(350.0000)	UG/KG (Dry Weight)
				N-Nitrosodiphenylamine	ND	(350.0000)	UG/KG (Dry Weight)
				Naphthalene	ND	(350.0000)	UG/KG (Dry Weight)
				Nitrobenzene	ND	(350.0000)	UG/KG (Dry Weight)
				Pentachlorophenol	ND	(1700.0000)	UG/KG (Dry Weight)
				Phenanthrene	ND	(350.0000)	UG/KG (Dry Weight)
				Phenol	ND	(350.0000)	UG/KG (Dry Weight)
				Pyrene	ND	(350.0000)	UG/KG (Dry Weight)
				bis(2-Chloroethoxy)methane	ND	(350.0000)	UG/KG (Dry Weight)

BI = Datum associated with contaminated trip blank or laboratory method blank.
 G = Result affected by non-target hydrocarbons (e.g., diesel influence in GRO analysis).
 I = Chromatographic pattern associated with result is not recognized.
 J = Estimated value; bias unknown.
 M = Result influenced by matrix effects.
 ND = Not detected.

TIN CITY LRSS
Analytical Results Summary
UST #3 (removed) at Power Plant (Bldg. 110)

IRP SITE: ST 12a

IRP DESCRIPTION: UST #3 (removed) at Power Plant (Bldg. 110)

Location	Sample ID	Depth(ft)	Matrix	Analyte	Result	MRL	Units
SB C2	95TCC002SB5.0	4.0-4.5	Soil	bis(2-Chloroethyl) ether	ND	(350.0000)	UG/KG (Dry Weight)
	95TCC002SB7.0	6.0-7.5		bis(2-Ethylhexyl) phthalate	80.0000	(350.0000)	UG/KG (Dry Weight)
				1,2,4-Trichlorobenzene	ND	(400.0000)	UG/KG (Dry Weight)
				1,2-Dichlorobenzene	ND	(400.0000)	UG/KG (Dry Weight)
				1,3-Dichlorobenzene	ND	(400.0000)	UG/KG (Dry Weight)
				1,4-Dichlorobenzene	ND	(400.0000)	UG/KG (Dry Weight)
				2,2'-oxybis(1-Chloropropane)	ND	(400.0000)	UG/KG (Dry Weight)
				2,4,5-Trichlorophenol	ND	(400.0000)	UG/KG (Dry Weight)
				2,4,6-Trichlorophenol	ND	(400.0000)	UG/KG (Dry Weight)
				2,4-Dichlorophenol	ND	(400.0000)	UG/KG (Dry Weight)
				2,4-Dimethylphenol	ND	(400.0000)	UG/KG (Dry Weight)
				2,4-Dinitrophenol	ND	(2000.0000)	UG/KG (Dry Weight)
				2,4-Dinitrotoluene	ND	(400.0000)	UG/KG (Dry Weight)
				2,6-Dinitrotoluene	ND	(400.0000)	UG/KG (Dry Weight)
				2-Chloronaphthalene	ND	(400.0000)	UG/KG (Dry Weight)
				2-Chlorophenol	ND	(400.0000)	UG/KG (Dry Weight)
				2-Methyl-4,6-dinitrophenol	ND	(2000.0000)	UG/KG (Dry Weight)
				2-Methylnaphthalene	ND	(400.0000)	UG/KG (Dry Weight)
				2-Methylphenol	ND	(400.0000)	UG/KG (Dry Weight)
				2-Nitroaniline	ND	(2000.0000)	UG/KG (Dry Weight)
				2-Nitrophenol	ND	(400.0000)	UG/KG (Dry Weight)
				3,3'-Dichlorobenzidine	ND	(800.0000)	UG/KG (Dry Weight)
				3-Nitroaniline	ND	(2000.0000)	UG/KG (Dry Weight)
				4-Bromophenyl phenyl ether	ND	(400.0000)	UG/KG (Dry Weight)
				4-Chloro-3-methylphenol	ND	(800.0000)	UG/KG (Dry Weight)
				4-Chloroaniline	ND	(800.0000)	UG/KG (Dry Weight)
				4-Chlorophenyl phenyl ether	ND	(400.0000)	UG/KG (Dry Weight)
				4-Methylphenol	ND	(400.0000)	UG/KG (Dry Weight)
				4-Nitroaniline	ND	(2000.0000)	UG/KG (Dry Weight)

BI = Datum associated with contaminated trip blank or laboratory method blank.
G = Result affected by non-target hydrocarbons (e.g., diesel influence in GRO analysis).
I = Chromatographic pattern associated with result is not recognized.
J = Estimated value; bias unknown.
M = Result influenced by matrix effects.
ND = Not detected.

TIN CITY LRRS
Analytical Results Summary
UST #3 (removed) at Power Plant (Bldg. 110)

IRP SITE: ST 12a

IRP DESCRIPTION: UST #3 (removed) at Power Plant (Bldg. 110)

Location	Sample ID	Depth(ft)	Matrix	Analyte	Result	MRL	Units
SB C2	95TCC002SB7.0	6.0-7.5	Soil	4-Nitrophenol	ND	(2000.0000)	UG/KG (Dry Weight)
				Acenaphthene	ND	(400.0000)	UG/KG (Dry Weight)
				Acenaphthylene	ND	(400.0000)	UG/KG (Dry Weight)
				Anthracene	ND	(400.0000)	UG/KG (Dry Weight)
				Benz[a]anthracene	ND	(400.0000)	UG/KG (Dry Weight)
				Benzo[a]pyrene	ND	(400.0000)	UG/KG (Dry Weight)
				Benzo[b]fluoranthene	ND	(400.0000)	UG/KG (Dry Weight)
				Benzo[g,h,i]perylene	ND	(400.0000)	UG/KG (Dry Weight)
				Benzo[k]fluoranthene	ND	(400.0000)	UG/KG (Dry Weight)
				Benzoic acid	ND	(2000.0000)	UG/KG (Dry Weight)
				Benzyl alcohol	ND	(800.0000)	UG/KG (Dry Weight)
				Benzyl butyl phthalate	ND	(400.0000)	UG/KG (Dry Weight)
				Chrysene	ND	(400.0000)	UG/KG (Dry Weight)
				Di-n-butyl phthalate	ND	(400.0000)	UG/KG (Dry Weight)
				Di-n-octyl phthalate	ND	(400.0000)	UG/KG (Dry Weight)
				Dibenz[a,h]anthracene	ND	(400.0000)	UG/KG (Dry Weight)
				Dibenzofuran	ND	(400.0000)	UG/KG (Dry Weight)
				Diethyl phthalate	ND	(400.0000)	UG/KG (Dry Weight)
				Dimethyl phthalate	ND	(400.0000)	UG/KG (Dry Weight)
				Fluoranthene	ND	(400.0000)	UG/KG (Dry Weight)
				Fluorene	ND	(400.0000)	UG/KG (Dry Weight)
				Hexachlorobenzene	ND	(400.0000)	UG/KG (Dry Weight)
				Hexachlorobutadiene	ND	(400.0000)	UG/KG (Dry Weight)
				Hexachlorocyclopentadiene	ND	(400.0000)	UG/KG (Dry Weight)
				Hexachloroethane	ND	(400.0000)	UG/KG (Dry Weight)
				Indeno[1,2,3-cd]pyrene	ND	(400.0000)	UG/KG (Dry Weight)
				Isophorone	ND	(400.0000)	UG/KG (Dry Weight)
				N-Nitrosodi-n-propylamine	ND	(400.0000)	UG/KG (Dry Weight)
				N-Nitrosodiphenylamine	ND	(400.0000)	UG/KG (Dry Weight)

BI = Datum associated with contaminated trip blank or laboratory method blank.

G = Result affected by non-target hydrocarbons (e.g., diesel influence in GRO analysis).

I = Chromatographic pattern associated with result is not recognized.

J = Estimated value; bias unknown.

M = Result influenced by matrix effects.

ND = Not detected.

TIN CITY LRRS
Analytical Results Summary
UST #3 (removed) at Power Plant (Bldg. 110)

IRP SITE: ST 12a

IRP DESCRIPTION: UST #3 (removed) at Power Plant (Bldg. 110)

Location	Sample ID	Depth(ft)	Matrix	Analyte	Result	MRL	Units
SB C2	95TCC002SB7.0	6.0-7.5	Soil	Naphthalene	ND	(400.0000)	UG/KG (Dry Weight)
				Nitrobenzene	ND	(400.0000)	UG/KG (Dry Weight)
				Pentachlorophenol	ND	(2000.0000)	UG/KG (Dry Weight)
				Phenanthrene	ND	(400.0000)	UG/KG (Dry Weight)
				Phenol	ND	(400.0000)	UG/KG (Dry Weight)
				Pyrene	ND	(400.0000)	UG/KG (Dry Weight)
				bis(2-Chloroethoxy)methane	ND	(400.0000)	UG/KG (Dry Weight)
				bis(2-Chloroethyl) ether	ND	(400.0000)	UG/KG (Dry Weight)
				bis(2-Ethylhexyl) phthalate	ND	(400.0000)	UG/KG (Dry Weight)
SB C3	95TCC003SB5.0	4.0-6.0	Soil	TPH, diesel-range	10.0000	(4.2000)	MG/KG (Dry Weight)
				TPH, gasoline-range	ND	(5100.0000)	UG/KG (Dry Weight)
				Organic Vapors	175.0000	(1.0000)	Meter Units
				Benzene	ND	(1.0000)	UG/KG (Dry Weight)
				Ethylbenzene	ND	(1.0000)	UG/KG (Dry Weight)
				Toluene	ND	(1.0000)	UG/KG (Dry Weight)
				m-Xylene + p-Xylene	ND	(1.0000)	UG/KG (Dry Weight)
				o-Xylene	ND	(1.0000)	UG/KG (Dry Weight)
				1,2,4-Trichlorobenzene	ND	(340.0000)	UG/KG (Dry Weight)
				1,2-Dichlorobenzene	ND	(340.0000)	UG/KG (Dry Weight)
				1,3-Dichlorobenzene	ND	(340.0000)	UG/KG (Dry Weight)
				1,4-Dichlorobenzene	ND	(340.0000)	UG/KG (Dry Weight)
				2,2'-oxybis(1-Chloropropane)	ND	(340.0000)	UG/KG (Dry Weight)
				2,4,5-Trichlorophenol	ND	(340.0000)	UG/KG (Dry Weight)
				2,4,6-Trichlorophenol	ND	(340.0000)	UG/KG (Dry Weight)
				2,4-Dichlorophenol	ND	(340.0000)	UG/KG (Dry Weight)
				2,4-Dimethylphenol	ND	(340.0000)	UG/KG (Dry Weight)
				2,4-Dinitrophenol	ND	(1700.0000)	UG/KG (Dry Weight)
				2,4-Dinitrotoluene	ND	(340.0000)	UG/KG (Dry Weight)
				2,6-Dinitrotoluene	ND	(340.0000)	UG/KG (Dry Weight)

BI = Datum associated with contaminated trip blank or laboratory method blank.
 J = Estimated value; bias unknown.

G = Result affected by non-target hydrocarbons (e.g., diesel influence in GRO analysis).
 M = Result influenced by matrix effects.

I = Chromatographic pattern associated with result is not recognized.
 ND = Not detected.

TIN CITY LRRS
Analytical Results Summary
UST #3 (removed) at Power Plant (Bldg. 110)

IRP SITE: ST 12a

IRP DESCRIPTION: UST #3 (removed) at Power Plant (Bldg. 110)

Location	Sample ID	Depth(ft)	Matrix	Analyte	Result	MRL	Units
SB C3	95TCC003SB5.0	4.0-6.0	Soil	2-Chloronaphthalene	ND	(340.0000)	UG/KG (Dry Weight)
				2-Chlorophenol	ND	(340.0000)	UG/KG (Dry Weight)
				2-Methyl-4,6-dinitrophenol	ND	(1700.0000)	UG/KG (Dry Weight)
				2-Methylnaphthalene	ND	(340.0000)	UG/KG (Dry Weight)
				2-Methylphenol	ND	(340.0000)	UG/KG (Dry Weight)
				2-Nitroaniline	ND	(1700.0000)	UG/KG (Dry Weight)
				2-Nitrophenol	ND	(340.0000)	UG/KG (Dry Weight)
				3,3'-Dichlorobenzidine	ND	(690.0000)	UG/KG (Dry Weight)
				3-Nitroaniline	ND	(1700.0000)	UG/KG (Dry Weight)
				4-Bromophenyl phenyl ether	ND	(340.0000)	UG/KG (Dry Weight)
				4-Chloro-3-methylphenol	ND	(690.0000)	UG/KG (Dry Weight)
				4-Chloroaniline	ND	(690.0000)	UG/KG (Dry Weight)
				4-Chlorophenyl phenyl ether	ND	(340.0000)	UG/KG (Dry Weight)
				4-Methylphenol	ND	(340.0000)	UG/KG (Dry Weight)
				4-Nitroaniline	ND	(1700.0000)	UG/KG (Dry Weight)
				4-Nitrophenol	ND	(1700.0000)	UG/KG (Dry Weight)
				Acenaphthene	ND	(340.0000)	UG/KG (Dry Weight)
				Acenaphthylene	ND	(340.0000)	UG/KG (Dry Weight)
				Anthracene	ND	(340.0000)	UG/KG (Dry Weight)
				Benz[a]anthracene	ND	(340.0000)	UG/KG (Dry Weight)
				Benzo[a]pyrene	ND	(340.0000)	UG/KG (Dry Weight)
				Benzo[b]fluoranthene	ND	(340.0000)	UG/KG (Dry Weight)
				Benzo[g,h,i]perylene	ND	(340.0000)	UG/KG (Dry Weight)
				Benzo[k]fluoranthene	ND	(340.0000)	UG/KG (Dry Weight)
				Benzoic acid	ND	(1700.0000)	UG/KG (Dry Weight)
				Benzyl alcohol	ND	(690.0000)	UG/KG (Dry Weight)
				Benzyl butyl phthalate	ND	(340.0000)	UG/KG (Dry Weight)
				Chrysene	ND	(340.0000)	UG/KG (Dry Weight)
				Di-n-butyl phthalate	ND	(340.0000)	UG/KG (Dry Weight)

BI = Datum associated with contaminated trip blank or laboratory method blank.
 G = Result affected by non-target hydrocarbons (e.g., diesel influence in GRO analysis).
 I = Chromatographic pattern associated with result is not recognized.
 J = Estimated value; bias unknown.
 M = Result influenced by matrix effects.
 ND = Not detected.

TIN CITY LRRS
Analytical Results Summary
UST #3 (removed) at Power Plant (Bldg. 110)

IRP SITE: ST 12a

IRP DESCRIPTION: UST #3 (removed) at Power Plant (Bldg. 110)

Location	Sample ID	Depth(ft)	Matrix	Analyte	Result	MRL	Units
SB C3	95TCC003SB5.0	4.0-6.0	Soil	Di-n-octyl phthalate	ND	(340.0000)	UG/KG (Dry Weight)
				Dibenz[a,h]anthracene	ND	(340.0000)	UG/KG (Dry Weight)
				Dibenzofuran	ND	(340.0000)	UG/KG (Dry Weight)
				Diethyl phthalate	ND	(340.0000)	UG/KG (Dry Weight)
				Dimethyl phthalate	ND	(340.0000)	UG/KG (Dry Weight)
				Fluoranthene	ND	(340.0000)	UG/KG (Dry Weight)
				Fluorene	ND	(340.0000)	UG/KG (Dry Weight)
				Hexachlorobenzene	ND	(340.0000)	UG/KG (Dry Weight)
				Hexachlorobutadiene	ND	(340.0000)	UG/KG (Dry Weight)
				Hexachlorocyclopentadiene	ND	(340.0000)	UG/KG (Dry Weight)
				Hexachloroethane	ND	(340.0000)	UG/KG (Dry Weight)
				Indeno[1,2,3-cd]pyrene	ND	(340.0000)	UG/KG (Dry Weight)
				Isophorone	ND	(340.0000)	UG/KG (Dry Weight)
				N-Nitrosodi-n-propylamine	ND	(340.0000)	UG/KG (Dry Weight)
				N-Nitrosodiphenylamine	ND	(340.0000)	UG/KG (Dry Weight)
				Naphthalene	ND	(340.0000)	UG/KG (Dry Weight)
				Nitrobenzene	ND	(340.0000)	UG/KG (Dry Weight)
				Pentachlorophenol	ND	(1700.0000)	UG/KG (Dry Weight)
				Phenanthrene	ND	(340.0000)	UG/KG (Dry Weight)
				Phenol	ND	(340.0000)	UG/KG (Dry Weight)
				Pyrene	ND	(340.0000)	UG/KG (Dry Weight)
				bis(2-Chloroethoxy)methane	ND	(340.0000)	UG/KG (Dry Weight)
				bis(2-Chloroethyl) ether	ND	(340.0000)	UG/KG (Dry Weight)
				bis(2-Ethylhexyl) phthalate	ND	(340.0000)	UG/KG (Dry Weight)
SB C4	95TCC004SB3.0	2.0-4.0	Soil	TPH, diesel-range	3500.0000	(430.0000)	MG/KG (Dry Weight)
	95TCC004SB5.0	4.5-5.5		TPH, diesel-range	2300.0000	(410.0000)	MG/KG (Dry Weight)
				TPH, residual-range	ND	(52.0000)	MG/KG (Dry Weight)
	95TCC004SB3.0	2.0-4.0		TPH, gasoline-range	ND	(5300.0000)	UG/KG (Dry Weight)
				Organic Vapors	220.0000	(1.0000)	Meter Units

BI = Datum associated with contaminated trip blank or laboratory method blank.
 G = Result affected by non-target hydrocarbons (e.g., diesel influence in GRO analysis).
 I = Chromatographic pattern associated with result is not recognized.
 J = Estimated value; bias unknown.
 M = Result influenced by matrix effects.
 ND = Not detected.

TIN CITY LRRS
Analytical Results Summary
UST #3 (removed) at Power Plant (Bldg. 110)

IRP SITE: ST 12a

IRP DESCRIPTION: UST #3 (removed) at Power Plant (Bldg. 110)

Location	Sample ID	Depth(ft)	Matrix	Analyte	Result	MRL	Units
SB C4	95TCC004SB7.0	4.0-6.0	Soil	Organic Vapors	1430.0000	(1.0000)	Meter Units
	95TCC004SB5.0	4.5-5.5		Organic Vapors	1430.0000	(1.0000)	Meter Units
	95TCC004SB3.0	2.0-4.0		Benzene	ND	(1.1000)	UG/KG (Dry Weight)
				Ethylbenzene	ND	(1.1000)	UG/KG (Dry Weight)
				Toluene	ND	(1.1000)	UG/KG (Dry Weight)
				m-Xylene + p-Xylene	ND	(1.1000)	UG/KG (Dry Weight)
				o-Xylene	ND	(1.1000)	UG/KG (Dry Weight)
	95TCC004SB5.0	4.5-5.5		Benzene	ND	(1.0000)	UG/KG (Dry Weight)
				Ethylbenzene	60.0000	(1.0000)	UG/KG (Dry Weight)
				Toluene	5.2000	(1.0000)	UG/KG (Dry Weight)
				m-Xylene + p-Xylene	6.1000	(1.0000)	UG/KG (Dry Weight)
				o-Xylene	71.0000	(1.0000)	UG/KG (Dry Weight)

BI = Datum associated with contaminated trip blank or laboratory method blank.
 G = Result affected by non-target hydrocarbons (e.g., diesel influence in GRO analysis).
 I = Chromatographic pattern associated with result is not recognized.
 J = Estimated value; bias unknown.
 M = Result influenced by matrix effects.
 ND = Not detected.

TIN CITY LRRS
Analytical Results Summary
UST #20 (removed) at Composite Building (Bldg. 150)

IRP SITE: ST 12b

IRP DESCRIPTION: UST #20 (removed) at Composite Building (Bldg. 150)

Location	Sample ID	Depth(ft)	Matrix	Analyte	Result	MRL	Units
SB D1	95TCD001SB2.0	1.0-2.0	Soil	TPH, diesel-range	97.0000	(4.0000)	MG/KG (Dry Weight)
	95TCD001SB4.0	3.0-4.0		TPH, residual-range	390.0000	(55.0000)	MG/KG (Dry Weight)
				TPH, diesel-range	70.0000	(4.0000)	MG/KG (Dry Weight)
				TPH, residual-range	130.0000	(50.0000)	MG/KG (Dry Weight)
	95TCD001SB2.0	1.0-2.0		TPH, gasoline-range	ND	(5500.0000)	UG/KG (Dry Weight)
	95TCD001SB4.0	3.0-4.0		TPH, gasoline-range	ND	(5100.0000)	UG/KG (Dry Weight)
	95TCD001SB2.0	1.0-2.0		Organic Vapors	13.2000	(1.0000)	Meter Units
	95TCD001SB4.0	3.0-4.0		Organic Vapors	42.0000	(1.0000)	Meter Units
				Arsenic	0.7800	(0.0960)	MG/KG (Dry Weight)
				Barium	8.3000	(1.6000)	MG/KG (Dry Weight)
				Cadmium	0.3400	(0.0960)	MG/KG (Dry Weight)
				Chromium	17.7000	(0.1900)	MG/KG (Dry Weight)
				Lead	2.1000	(0.0960)	MG/KG (Dry Weight)
				Selenium	ND	(0.1900)	MG/KG (Dry Weight) M
				Silver	ND	(0.2900)	MG/KG (Dry Weight)
				Mercury	ND	(0.0500)	MG/KG (Dry Weight)
				Ethylene glycol	ND	(5.0000)	MG/KG (Dry Weight)
	95TCD001SB2.0	1.0-2.0		1,1,1,2-Tetrachloroethane	ND	(5.0000)	UG/KG (Dry Weight)
				1,1,1-Trichloroethane	ND	(5.0000)	UG/KG (Dry Weight)
				1,1,2,2-Tetrachloroethane	ND	(5.0000)	UG/KG (Dry Weight)
				1,1,2-Trichloroethane	ND	(5.0000)	UG/KG (Dry Weight)
				1,1-Dichloroethane	ND	(5.0000)	UG/KG (Dry Weight)
				1,1-Dichloroethene	ND	(5.0000)	UG/KG (Dry Weight)
				1,1-Dichloropropene	ND	(5.0000)	UG/KG (Dry Weight)
				1,2,3-Trichlorobenzene	ND	(5.0000)	UG/KG (Dry Weight)
				1,2,3-Trichloropropane	ND	(5.0000)	UG/KG (Dry Weight)
				1,2,4-Trichlorobenzene	ND	(5.0000)	UG/KG (Dry Weight)
				1,2,4-Trimethylbenzene	ND	(5.0000)	UG/KG (Dry Weight)
				1,2-Dibromo-3-chloropropane	ND	(5.0000)	UG/KG (Dry Weight)

BI = Datum associated with contaminated trip blank or laboratory method blank.
G = Result affected by non-target hydrocarbons (e.g., diesel influence in GRO analysis).
I = Chromatographic pattern associated with result is not recognized.
J = Estimated value; bias unknown.
M = Result influenced by matrix effects.
ND = Not detected.

TIN CITY LRSS
Analytical Results Summary
UST #20 (removed) at Composite Building (Bldg. 150)

IRP SITE: ST 12b

IRP DESCRIPTION: UST #20 (removed) at Composite Building (Bldg. 150)

Location	Sample ID	Depth(ft)	Matrix	Analyte	Result	MRL	Units
SB DI	95TCD001SB2.0	1.0-2.0	Soil	1,2-Dibromoethane	ND	(5.0000)	UG/KG (Dry Weight)
				1,2-Dichlorobenzene	ND	(5.0000)	UG/KG (Dry Weight)
				1,2-Dichloroethane	ND	(5.0000)	UG/KG (Dry Weight)
				1,2-Dichloropropane	ND	(5.0000)	UG/KG (Dry Weight)
				1,3,5-Trimethylbenzene	ND	(5.0000)	UG/KG (Dry Weight)
				1,3-Dichlorobenzene	ND	(5.0000)	UG/KG (Dry Weight)
				1,3-Dichloropropane	ND	(5.0000)	UG/KG (Dry Weight)
				1,4-Dichlorobenzene	ND	(5.0000)	UG/KG (Dry Weight)
				1-Chlorohexane	ND	(5.0000)	UG/KG (Dry Weight)
				2,2-Dichloropropane	ND	(5.0000)	UG/KG (Dry Weight)
				2-Chlorotoluene	ND	(5.0000)	UG/KG (Dry Weight)
				4-Chlorotoluene	ND	(5.0000)	UG/KG (Dry Weight)
				Benzene	ND	(5.0000)	UG/KG (Dry Weight)
				Bromobenzene	ND	(5.0000)	UG/KG (Dry Weight)
				Bromochloromethane	ND	(5.0000)	UG/KG (Dry Weight)
				Bromodichloromethane	ND	(5.0000)	UG/KG (Dry Weight)
				Bromoform	ND	(5.0000)	UG/KG (Dry Weight)
				Bromomethane	ND	(5.0000)	UG/KG (Dry Weight)
				Carbon tetrachloride	ND	(5.0000)	UG/KG (Dry Weight)
				Chlorobenzene	ND	(5.0000)	UG/KG (Dry Weight)
				Chloroethane	ND	(5.0000)	UG/KG (Dry Weight)
				Chloroform	ND	(5.0000)	UG/KG (Dry Weight)
				Chloromethane	ND	(5.0000)	UG/KG (Dry Weight)
				Dibromochloromethane	ND	(5.0000)	UG/KG (Dry Weight)
				Dibromomethane	ND	(5.0000)	UG/KG (Dry Weight)
				Dichlorodifluoromethane	ND	(5.0000)	UG/KG (Dry Weight)
				Ethylbenzene	ND	(5.0000)	UG/KG (Dry Weight)
				Hexachlorobutadiene	ND	(5.0000)	UG/KG (Dry Weight)
				Isopropylbenzene	ND	(5.0000)	UG/KG (Dry Weight)

BI = Datum associated with contaminated trip blank or laboratory method blank.
 G = Result affected by non-target hydrocarbons (e.g., diesel influence in GRO analysis).
 I = Chromatographic pattern associated with result is not recognized.
 J = Estimated value; bias unknown.
 M = Result influenced by matrix effects.
 ND = Not detected.

TIN CITY LRRS
Analytical Results Summary
UST #20 (removed) at Composite Building (Bldg. 150)

IRP SITE: ST 12b

IRP DESCRIPTION: UST #20 (removed) at Composite Building (Bldg. 150)

Location	Sample ID	Depth(ft)	Matrix	Analyte	Result	MRL	Units
SB D1	95TCD001SB2.0	1.0-2.0	Soil	Methylene chloride	ND	(5.0000)	UG/KG (Dry Weight)
				Naphthalene	ND	(5.0000)	UG/KG (Dry Weight)
				Styrene	ND	(5.0000)	UG/KG (Dry Weight)
				Tetrachloroethene	ND	(5.0000)	UG/KG (Dry Weight)
				Toluene	ND	(5.0000)	UG/KG (Dry Weight)
				Trichloroethene	ND	(5.0000)	UG/KG (Dry Weight)
				Trichlorofluoromethane	ND	(5.0000)	UG/KG (Dry Weight)
				Vinyl chloride	ND	(5.0000)	UG/KG (Dry Weight)
				Xylenes, total	ND	(5.0000)	UG/KG (Dry Weight)
				cis-1,2-Dichloroethene	ND	(5.0000)	UG/KG (Dry Weight)
				cis-1,3-Dichloropropene	ND	(5.0000)	UG/KG (Dry Weight)
				n-Butylbenzene	ND	(5.0000)	UG/KG (Dry Weight)
				n-Propylbenzene	ND	(5.0000)	UG/KG (Dry Weight)
				p-Isopropyltoluene	ND	(5.0000)	UG/KG (Dry Weight)
				sec-Butylbenzene	ND	(5.0000)	UG/KG (Dry Weight)
				tert-Butylbenzene	ND	(5.0000)	UG/KG (Dry Weight)
				trans-1,2-Dichloroethene	ND	(5.0000)	UG/KG (Dry Weight)
				trans-1,3-Dichloropropene	ND	(5.0000)	UG/KG (Dry Weight)
		3.0-4.0		1,1,1,2-Tetrachloroethane	ND	(5.0000)	UG/KG (Dry Weight)
	95TCD001SB4.0			1,1,1-Trichloroethane	ND	(5.0000)	UG/KG (Dry Weight)
				1,1,2,2-Tetrachloroethane	ND	(5.0000)	UG/KG (Dry Weight)
				1,1,2-Trichloroethane	ND	(5.0000)	UG/KG (Dry Weight)
				1,1-Dichloroethane	ND	(5.0000)	UG/KG (Dry Weight)
				1,1-Dichloroethene	ND	(5.0000)	UG/KG (Dry Weight)
				1,1-Dichloropropene	ND	(5.0000)	UG/KG (Dry Weight)
				1,2,3-Trichlorobenzene	ND	(5.0000)	UG/KG (Dry Weight)
				1,2,3-Trichloropropane	ND	(5.0000)	UG/KG (Dry Weight)
				1,2,4-Trichlorobenzene	ND	(5.0000)	UG/KG (Dry Weight)
				1,2,4-Trimethylbenzene	ND	(5.0000)	UG/KG (Dry Weight)

BI = Datum associated with contaminated trip blank or laboratory method blank.
G = Result affected by non-target hydrocarbons (e.g., diesel influence in GRO analysis).
I = Chromatographic pattern associated with result is not recognized.
J = Estimated value; bias unknown.
M = Result influenced by matrix effects.
ND = Not detected.

TIN CITY LRRS
Analytical Results Summary
UST #20 (removed) at Composite Building (Bldg. 150)

IRP SITE: ST 12b

IRP DESCRIPTION: UST #20 (removed) at Composite Building (Bldg. 150)

Location	Sample ID	Depth(ft)	Matrix	Analyte	Result	MRL	Units
SB D1	95TCD001SB4.0	3.0-4.0	Soil	1,2-Dibromo-3-chloropropane	ND	(5.0000)	UG/KG (Dry Weight)
				1,2-Dibromoethane	ND	(5.0000)	UG/KG (Dry Weight)
				1,2-Dichlorobenzene	ND	(5.0000)	UG/KG (Dry Weight)
				1,2-Dichloroethane	ND	(5.0000)	UG/KG (Dry Weight)
				1,2-Dichloropropane	ND	(5.0000)	UG/KG (Dry Weight)
				1,3,5-Trimethylbenzene	ND	(5.0000)	UG/KG (Dry Weight)
				1,3-Dichlorobenzene	ND	(5.0000)	UG/KG (Dry Weight)
				1,3-Dichloropropane	ND	(5.0000)	UG/KG (Dry Weight)
				1,4-Dichlorobenzene	ND	(5.0000)	UG/KG (Dry Weight)
				1-Chlorohexane	ND	(5.0000)	UG/KG (Dry Weight)
				2,2-Dichloropropane	ND	(5.0000)	UG/KG (Dry Weight)
				2-Chlorotoluene	ND	(5.0000)	UG/KG (Dry Weight)
				4-Chlorotoluene	ND	(5.0000)	UG/KG (Dry Weight)
				Benzene	ND	(5.0000)	UG/KG (Dry Weight)
				Bromobenzene	ND	(5.0000)	UG/KG (Dry Weight)
				Bromochloromethane	ND	(5.0000)	UG/KG (Dry Weight)
				Bromodichloromethane	ND	(5.0000)	UG/KG (Dry Weight)
				Bromoform	ND	(5.0000)	UG/KG (Dry Weight)
				Bromomethane	ND	(5.0000)	UG/KG (Dry Weight)
				Carbon tetrachloride	ND	(5.0000)	UG/KG (Dry Weight)
				Chlorobenzene	ND	(5.0000)	UG/KG (Dry Weight)
				Chloroethane	ND	(5.0000)	UG/KG (Dry Weight)
				Chloroform	ND	(5.0000)	UG/KG (Dry Weight)
				Chloromethane	ND	(5.0000)	UG/KG (Dry Weight)
				Dibromochloromethane	ND	(5.0000)	UG/KG (Dry Weight)
				Dibromomethane	ND	(5.0000)	UG/KG (Dry Weight)
				Dichlorodifluoromethane	ND	(5.0000)	UG/KG (Dry Weight)
				Ethylbenzene	ND	(5.0000)	UG/KG (Dry Weight)
				Hexachlorobutadiene	ND	(5.0000)	UG/KG (Dry Weight)

BI = Datum associated with contaminated trip blank or laboratory method blank.
 G = Result affected by non-target hydrocarbons (e.g., diesel influence in GRO analysis).
 I = Chromatographic pattern associated with result is not recognized.
 J = Estimated value; bias unknown.
 M = Result influenced by matrix effects.
 ND = Not detected.

TIN CITY LRRS
Analytical Results Summary
UST #20 (removed) at Composite Building (Bldg. 150)

IRP SITE: ST 12b

IRP DESCRIPTION: UST #20 (removed) at Composite Building (Bldg. 150)

Location	Sample ID	Depth(ft)	Matrix	Analyte	Result	MRL	Units
SB D1	95TCD001SB4.0	3.0-4.0	Soil	Isopropylbenzene	ND	(5.0000)	UG/KG (Dry Weight)
				Methylene chloride	ND	(5.0000)	UG/KG (Dry Weight)
				Naphthalene	ND	(5.0000)	UG/KG (Dry Weight)
				Styrene	ND	(5.0000)	UG/KG (Dry Weight)
				Tetrachloroethene	ND	(5.0000)	UG/KG (Dry Weight)
				Toluene	ND	(5.0000)	UG/KG (Dry Weight)
				Trichloroethene	ND	(5.0000)	UG/KG (Dry Weight)
				Trichlorofluoromethane	ND	(5.0000)	UG/KG (Dry Weight)
				Vinyl chloride	ND	(5.0000)	UG/KG (Dry Weight)
				Xylenes, total	ND	(5.0000)	UG/KG (Dry Weight)
				cis-1,2-Dichloroethene	ND	(5.0000)	UG/KG (Dry Weight)
				cis-1,3-Dichloropropene	ND	(5.0000)	UG/KG (Dry Weight)
				n-Butylbenzene	ND	(5.0000)	UG/KG (Dry Weight)
				n-Propylbenzene	ND	(5.0000)	UG/KG (Dry Weight)
				p-Isopropyltoluene	ND	(5.0000)	UG/KG (Dry Weight)
				sec-Butylbenzene	ND	(5.0000)	UG/KG (Dry Weight)
				tert-Butylbenzene	ND	(5.0000)	UG/KG (Dry Weight)
				trans-1,2-Dichloroethene	ND	(5.0000)	UG/KG (Dry Weight)
				trans-1,3-Dichloropropene	ND	(5.0000)	UG/KG (Dry Weight)
		1.0-2.0		1,2,4-Trichlorobenzene	ND	(360.0000)	UG/KG (Dry Weight)
				1,2-Dichlorobenzene	ND	(360.0000)	UG/KG (Dry Weight)
				1,3-Dichlorobenzene	ND	(360.0000)	UG/KG (Dry Weight)
				1,4-Dichlorobenzene	ND	(360.0000)	UG/KG (Dry Weight)
				2,2'-oxybis(1-Chloropropane)	ND	(360.0000)	UG/KG (Dry Weight)
				2,4,5-Trichlorophenol	ND	(360.0000)	UG/KG (Dry Weight)
				2,4,6-Trichlorophenol	ND	(360.0000)	UG/KG (Dry Weight)
				2,4-Dichlorophenol	ND	(360.0000)	UG/KG (Dry Weight)
				2,4-Dimethylphenol	ND	(360.0000)	UG/KG (Dry Weight)
				2,4-Dinitrophenol	ND	(1800.0000)	UG/KG (Dry Weight)

BI = Datum associated with contaminated trip blank or laboratory method blank.
 G = Result affected by non-target hydrocarbons (e.g., diesel influence in GRO analysis).
 I = Chromatographic pattern associated with result is not recognized.
 J = Estimated value, bias unknown.
 M = Result influenced by matrix effects.
 ND = Not detected.

TIN CITY LRRS
Analytical Results Summary
UST #20 (removed) at Composite Building (Bldg. 150)

IRP SITE: ST 12b

IRP DESCRIPTION: UST #20 (removed) at Composite Building (Bldg. 150)

Location	Sample ID	Depth(ft)	Matrix	Analyte	Result	MRL	Units
SB D1	95TCD001SB2.0	1.0-2.0	Soil	2,4-Dinitrotoluene	ND	(360.0000)	UG/KG (Dry Weight)
				2,6-Dinitrotoluene	ND	(360.0000)	UG/KG (Dry Weight)
				2-Chloronaphthalene	ND	(360.0000)	UG/KG (Dry Weight)
				2-Chlorophenol	ND	(360.0000)	UG/KG (Dry Weight)
				2-Methyl-4,6-dinitrophenol	ND	(1800.0000)	UG/KG (Dry Weight)
				2-Methylnaphthalene	ND	(360.0000)	UG/KG (Dry Weight)
				2-Methylphenol	ND	(360.0000)	UG/KG (Dry Weight)
				2-Nitroaniline	ND	(1800.0000)	UG/KG (Dry Weight)
				2-Nitrophenol	ND	(360.0000)	UG/KG (Dry Weight)
				3,3'-Dichlorobenzidine	ND	(730.0000)	UG/KG (Dry Weight)
				3-Nitroaniline	ND	(1800.0000)	UG/KG (Dry Weight)
				4-Bromophenyl phenyl ether	ND	(360.0000)	UG/KG (Dry Weight)
				4-Chloro-3-methylphenol	ND	(730.0000)	UG/KG (Dry Weight)
				4-Chloroaniline	ND	(730.0000)	UG/KG (Dry Weight)
				4-Chlorophenyl phenyl ether	ND	(360.0000)	UG/KG (Dry Weight)
				4-Methylphenol	ND	(360.0000)	UG/KG (Dry Weight)
				4-Nitroaniline	ND	(1800.0000)	UG/KG (Dry Weight)
				4-Nitrophenol	ND	(1800.0000)	UG/KG (Dry Weight)
				Acenaphthene	ND	(360.0000)	UG/KG (Dry Weight)
				Acenaphthylene	ND	(360.0000)	UG/KG (Dry Weight)
				Anthracene	ND	(360.0000)	UG/KG (Dry Weight)
				Benz[a]anthracene	ND	(360.0000)	UG/KG (Dry Weight)
				Benzo[a]pyrene	ND	(360.0000)	UG/KG (Dry Weight)
				Benzo[b]fluoranthene	ND	(360.0000)	UG/KG (Dry Weight)
				Benzo[g,h,i]perylene	ND	(360.0000)	UG/KG (Dry Weight)
				Benzo[k]fluoranthene	ND	(360.0000)	UG/KG (Dry Weight)
				Benzoic acid	ND	(1800.0000)	UG/KG (Dry Weight)
				Benzyl alcohol	ND	(730.0000)	UG/KG (Dry Weight)
				Benzyl butyl phthalate	ND	(360.0000)	UG/KG (Dry Weight)

BI = Datum associated with contaminated trip blank or laboratory method blank.
 G = Result affected by non-target hydrocarbons (e.g., diesel influence in GRO analysis).
 I = Chromatographic pattern associated with result is not recognized.
 J = Estimated value; bias unknown.
 M = Result influenced by matrix effects.
 ND = Not detected.

TIN CITY LRRS
Analytical Results Summary
UST #20 (removed) at Composite Building (Bldg. 150)

IRP SITE: ST 12b

IRP DESCRIPTION: UST #20 (removed) at Composite Building (Bldg. 150)

Location	Sample ID	Depth(ft)	Matrix	Analyte	Result	MRL	Units
SB D1	95TCD001SB2.0	1.0-2.0	Soil	Chrysene	ND	(360.0000)	UG/KG (Dry Weight)
				Di-n-butyl phthalate	ND	(360.0000)	UG/KG (Dry Weight)
				Di-n-octyl phthalate	ND	(360.0000)	UG/KG (Dry Weight)
				Dibenz[a,h]anthracene	ND	(360.0000)	UG/KG (Dry Weight)
				Dibenzofuran	ND	(360.0000)	UG/KG (Dry Weight)
				Diethyl phthalate	ND	(360.0000)	UG/KG (Dry Weight)
				Dimethyl phthalate	ND	(360.0000)	UG/KG (Dry Weight)
				Fluoranthene	ND	(360.0000)	UG/KG (Dry Weight)
				Fluorene	ND	(360.0000)	UG/KG (Dry Weight)
				Hexachlorobenzene	ND	(360.0000)	UG/KG (Dry Weight)
				Hexachlorobutadiene	ND	(360.0000)	UG/KG (Dry Weight)
				Hexachlorocyclopentadiene	ND	(360.0000)	UG/KG (Dry Weight)
				Hexachloroethane	ND	(360.0000)	UG/KG (Dry Weight)
				Indeno[1,2,3-cd]pyrene	ND	(360.0000)	UG/KG (Dry Weight)
				Isophorone	ND	(360.0000)	UG/KG (Dry Weight)
				N-Nitrosodi-n-propylamine	ND	(360.0000)	UG/KG (Dry Weight)
				N-Nitrosodiphenylamine	ND	(360.0000)	UG/KG (Dry Weight)
				Naphthalene	ND	(360.0000)	UG/KG (Dry Weight)
				Nitrobenzene	ND	(360.0000)	UG/KG (Dry Weight)
				Pentachlorophenol	ND	(1800.0000)	UG/KG (Dry Weight)
				Phenanthrene	ND	(360.0000)	UG/KG (Dry Weight)
				Phenol	ND	(360.0000)	UG/KG (Dry Weight)
				Pyrene	ND	(360.0000)	UG/KG (Dry Weight)
				bis(2-Chloroethoxy)methane	ND	(360.0000)	UG/KG (Dry Weight)
				bis(2-Chloroethyl) ether	ND	(360.0000)	UG/KG (Dry Weight)
				bis(2-Ethylhexyl) phthalate	ND	(360.0000)	UG/KG (Dry Weight)
				1,2,4-Trichlorobenzene	ND	(330.0000)	UG/KG (Dry Weight)
	95TCD001SB4.0	3.0-4.0		1,2-Dichlorobenzene	ND	(330.0000)	UG/KG (Dry Weight)
				1,3-Dichlorobenzene	ND	(330.0000)	UG/KG (Dry Weight)

BI = Datum associated with contaminated trip blank or laboratory method blank.
G = Result affected by non-target hydrocarbons (e.g., diesel influence in GRO analysis).
I = Chromatographic pattern associated with result is not recognized.
J = Estimated value, bias unknown.
M = Result influenced by matrix effects.
ND = Not detected.

TIN CITY LRRS
Analytical Results Summary
UST #20 (removed) at Composite Building (Bldg. 150)

IRP SITE: ST 12b

IRP DESCRIPTION: UST #20 (removed) at Composite Building (Bldg. 150)

Location	Sample ID	Depth(ft)	Matrix	Analyte	Result	MRL	Units
SB D1	95TCD001SB4.0	3.0-4.0	Soil	1,4-Dichlorobenzene	ND	(330.0000)	UG/KG (Dry Weight)
				2,2'-oxybis(1-Chloropropane)	ND	(330.0000)	UG/KG (Dry Weight)
				2,4,5-Trichlorophenol	ND	(330.0000)	UG/KG (Dry Weight)
				2,4,6-Trichlorophenol	ND	(330.0000)	UG/KG (Dry Weight)
				2,4-Dichlorophenol	ND	(330.0000)	UG/KG (Dry Weight)
				2,4-Dimethylphenol	ND	(330.0000)	UG/KG (Dry Weight)
				2,4-Dinitrophenol	ND	(1600.0000)	UG/KG (Dry Weight)
				2,4-Dinitrotoluene	ND	(330.0000)	UG/KG (Dry Weight)
				2,6-Dinitrotoluene	ND	(330.0000)	UG/KG (Dry Weight)
				2-Chloronaphthalene	ND	(330.0000)	UG/KG (Dry Weight)
				2-Chlorophenol	ND	(1600.0000)	UG/KG (Dry Weight)
				2-Methyl-4,6-dinitrophenol	ND	(330.0000)	UG/KG (Dry Weight)
				2-Methylnaphthalene	ND	(330.0000)	UG/KG (Dry Weight)
				2-Methylphenol	ND	(330.0000)	UG/KG (Dry Weight)
				2-Nitroaniline	ND	(1600.0000)	UG/KG (Dry Weight)
				2-Nitrophenol	ND	(330.0000)	UG/KG (Dry Weight)
				3,3'-Dichlorobenzidine	ND	(670.0000)	UG/KG (Dry Weight)
				3-Nitroaniline	ND	(1600.0000)	UG/KG (Dry Weight)
				4-Bromophenyl phenyl ether	ND	(330.0000)	UG/KG (Dry Weight)
				4-Chloro-3-methylphenol	ND	(670.0000)	UG/KG (Dry Weight)
				4-Chloroaniline	ND	(670.0000)	UG/KG (Dry Weight)
				4-Chlorophenyl phenyl ether	ND	(330.0000)	UG/KG (Dry Weight)
				4-Methylphenol	ND	(330.0000)	UG/KG (Dry Weight)
				4-Nitroaniline	ND	(1600.0000)	UG/KG (Dry Weight)
				4-Nitrophenol	ND	(1600.0000)	UG/KG (Dry Weight)
				Acenaphthene	ND	(330.0000)	UG/KG (Dry Weight)
				Acenaphthylene	ND	(330.0000)	UG/KG (Dry Weight)
				Anthracene	ND	(330.0000)	UG/KG (Dry Weight)
				Benz[a]anthracene	ND	(330.0000)	UG/KG (Dry Weight)

BI = Datum associated with contaminated trip blank or laboratory method blank.
 G = Result affected by non-target hydrocarbons (e.g., diesel influence in GRO analysis).
 I = Chromatographic pattern associated with result is not recognized.
 J = Estimated value; bias unknown.
 M = Result influenced by matrix effects.
 ND = Not detected.

TIN CITY LRRS
Analytical Results Summary
UST #20 (removed) at Composite Building (Bldg. 150)

IRP SITE: ST 12b

IRP DESCRIPTION: UST #20 (removed) at Composite Building (Bldg. 150)

Location	Sample ID	Depth(ft)	Matrix	Analyte	Result	MRL	Units
SB D1	95TCD001SB4.0	3.0-4.0	Soil	Benzo[a]pyrene	ND	(330.0000)	UG/KG (Dry Weight)
				Benzo[b]fluoranthene	ND	(330.0000)	UG/KG (Dry Weight)
				Benzo[g,h,i]perylene	ND	(330.0000)	UG/KG (Dry Weight)
				Benzo[k]fluoranthene	ND	(330.0000)	UG/KG (Dry Weight)
				Benzoic acid	ND	(1600.0000)	UG/KG (Dry Weight)
				Benzyl alcohol	ND	(670.0000)	UG/KG (Dry Weight)
				Benzyl butyl phthalate	ND	(330.0000)	UG/KG (Dry Weight)
				Chrysene	ND	(330.0000)	UG/KG (Dry Weight)
				Di-n-butyl phthalate	ND	(330.0000)	UG/KG (Dry Weight)
				Di-n-octyl phthalate	ND	(330.0000)	UG/KG (Dry Weight)
				Dibenz[a,h]anthracene	ND	(330.0000)	UG/KG (Dry Weight)
				Dibenzofuran	ND	(330.0000)	UG/KG (Dry Weight)
				Diethyl phthalate	ND	(330.0000)	UG/KG (Dry Weight)
				Dimethyl phthalate	ND	(330.0000)	UG/KG (Dry Weight)
				Fluoranthene	ND	(330.0000)	UG/KG (Dry Weight)
				Fluorene	ND	(330.0000)	UG/KG (Dry Weight)
				Hexachlorobenzene	ND	(330.0000)	UG/KG (Dry Weight)
				Hexachlorobutadiene	ND	(330.0000)	UG/KG (Dry Weight)
				Hexachlorocyclopentadiene	ND	(330.0000)	UG/KG (Dry Weight)
				Hexachloroethane	ND	(330.0000)	UG/KG (Dry Weight)
				Indeno[1,2,3-cd]pyrene	ND	(330.0000)	UG/KG (Dry Weight)
				Isophorone	ND	(330.0000)	UG/KG (Dry Weight)
				N-Nitrosodi-n-propylamine	ND	(330.0000)	UG/KG (Dry Weight)
				N-Nitrosodiphenylamine	ND	(330.0000)	UG/KG (Dry Weight)
				Naphthalene	ND	(330.0000)	UG/KG (Dry Weight)
				Nitrobenzene	ND	(330.0000)	UG/KG (Dry Weight)
				Pentaachlorophenol	ND	(1600.0000)	UG/KG (Dry Weight)
				Phenanthrene	ND	(330.0000)	UG/KG (Dry Weight)
				Phenol	ND	(330.0000)	UG/KG (Dry Weight)

BI = Datum associated with contaminated trip blank or laboratory method blank.
G = Result affected by non-target hydrocarbons (e.g., diesel influence in GRO analysis).
I = Chromatographic pattern associated with result is not recognized.
J = Estimated value; bias unknown.
M = Result influenced by matrix effects.
ND = Not detected.

TIN CITY LRRS
Analytical Results Summary
UST #20 (removed) at Composite Building (Bldg. 150)

IRP SITE: ST 12b

IRP DESCRIPTION: UST #20 (removed) at Composite Building (Bldg. 150)

Location	Sample ID	Depth(ft)	Matrix	Analyte	Result	MRL	Units
SB D1	95TCD001SB4.0	3.0-4.0	Soil	Pyrene	ND	(330.0000)	UG/KG (Dry Weight)
				bis(2-Chloroethoxy)methane	ND	(330.0000)	UG/KG (Dry Weight)
				bis(2-Chloroethyl) ether	ND	(330.0000)	UG/KG (Dry Weight)
				bis(2-Ethylhexyl) phthalate	ND	(330.0000)	UG/KG (Dry Weight)
SB D2	95TCD002SB2.0	2.0-3.5	Soil	TPH, diesel-range	120.0000	(42.0000)	MG/KG (Dry Weight)
				TPH, residual-range	430.0000	(53.0000)	MG/KG (Dry Weight)
				TPH, gasoline-range	ND	(5300.0000)	UG/KG (Dry Weight)
				Organic Vapors	21.4000	(1.0000)	Meter Units
				Organic Vapors	20.0000	(1.0000)	Meter Units
				Arsenic	3.1000	(0.0980)	MG/KG (Dry Weight)
				Barium	20.0000	(1.7000)	MG/KG (Dry Weight)
				Cadmium	0.5100	(0.0980)	MG/KG (Dry Weight)
				Chromium	4.3000	(0.1900)	MG/KG (Dry Weight)
				Lead	6.0000	(0.0980)	MG/KG (Dry Weight)
				Selenium	ND	(0.1900)	MG/KG (Dry Weight) M
				Silver	ND	(0.2900)	MG/KG (Dry Weight)
				Mercury	ND	(0.0400)	MG/KG (Dry Weight)
				Ethylene glycol	ND	(5.0000)	MG/KG (Dry Weight)
				1,1,1,2-Tetrachloroethane	ND	(5.0000)	UG/KG (Dry Weight)
				1,1,1-Trichloroethane	ND	(5.0000)	UG/KG (Dry Weight)
1,1,2,2-Tetrachloroethane	ND	(5.0000)	UG/KG (Dry Weight)				
1,1,2-Trichloroethane	ND	(5.0000)	UG/KG (Dry Weight)				
1,1-Dichloroethane	ND	(5.0000)	UG/KG (Dry Weight)				
1,1-Dichloroethene	ND	(5.0000)	UG/KG (Dry Weight)				
1,1-Dichloropropene	ND	(5.0000)	UG/KG (Dry Weight)				
1,2,3-Trichlorobenzene	ND	(5.0000)	UG/KG (Dry Weight)				
1,2,3-Trichloropropane	ND	(5.0000)	UG/KG (Dry Weight)				
1,2,4-Trichlorobenzene	ND	(5.0000)	UG/KG (Dry Weight)				
1,2,4-Trimethylbenzene	ND	(5.0000)	UG/KG (Dry Weight)				

BI = Datum associated with contaminated trip blank or laboratory method blank.
G = Result affected by non-target hydrocarbons (e.g., diesel influence in GRO analysis).
I = Chromatographic pattern associated with result is not recognized.
J = Estimated value; bias unknown.
M = Result influenced by matrix effects.
ND = Not detected.

TIN CITY LRRS
Analytical Results Summary
UST #20 (removed) at Composite Building (Bldg. 150)

IRP SITE: ST 12b

IRP DESCRIPTION: UST #20 (removed) at Composite Building (Bldg. 150)

Location	Sample ID	Depth(ft)	Matrix	Analyte	Result	MRL	Units
SB D2	95TCD002SB2.0	2.0-3.5	Soil	1,2-Dibromo-3-chloropropane	ND	(5.0000)	UG/KG (Dry Weight)
				1,2-Dibromoethane	ND	(5.0000)	UG/KG (Dry Weight)
				1,2-Dichlorobenzene	ND	(5.0000)	UG/KG (Dry Weight)
				1,2-Dichloroethane	ND	(5.0000)	UG/KG (Dry Weight)
				1,2-Dichloropropane	ND	(5.0000)	UG/KG (Dry Weight)
				1,3,5-Trimethylbenzene	ND	(5.0000)	UG/KG (Dry Weight)
				1,3-Dichlorobenzene	ND	(5.0000)	UG/KG (Dry Weight)
				1,3-Dichloropropane	ND	(5.0000)	UG/KG (Dry Weight)
				1,4-Dichlorobenzene	ND	(5.0000)	UG/KG (Dry Weight)
				1-Chlorohexane	ND	(5.0000)	UG/KG (Dry Weight)
				2,2-Dichloropropane	ND	(5.0000)	UG/KG (Dry Weight)
				2-Chlorotoluene	ND	(5.0000)	UG/KG (Dry Weight)
				4-Chlorotoluene	ND	(5.0000)	UG/KG (Dry Weight)
				Benzene	ND	(5.0000)	UG/KG (Dry Weight)
				Bromobenzene	ND	(5.0000)	UG/KG (Dry Weight)
				Bromochloromethane	ND	(5.0000)	UG/KG (Dry Weight)
				Bromodichloromethane	ND	(5.0000)	UG/KG (Dry Weight)
				Bromoform	ND	(5.0000)	UG/KG (Dry Weight)
				Bromomethane	ND	(5.0000)	UG/KG (Dry Weight)
				Carbon tetrachloride	ND	(5.0000)	UG/KG (Dry Weight)
				Chlorobenzene	ND	(5.0000)	UG/KG (Dry Weight)
				Chloroethane	ND	(5.0000)	UG/KG (Dry Weight)
				Chloroform	ND	(5.0000)	UG/KG (Dry Weight)
				Chloromethane	ND	(5.0000)	UG/KG (Dry Weight)
				Dibromochloromethane	ND	(5.0000)	UG/KG (Dry Weight)
				Dibromomethane	ND	(5.0000)	UG/KG (Dry Weight)
				Dichlorodifluoromethane	ND	(5.0000)	UG/KG (Dry Weight)
				Ethylbenzene	ND	(5.0000)	UG/KG (Dry Weight)
				Hexachlorobutadiene	ND	(5.0000)	UG/KG (Dry Weight)

BI = Datum associated with contaminated trip blank or laboratory method blank.
 G = Result affected by non-target hydrocarbons (e.g., diesel influence in GRO analysis).
 I = Chromatographic pattern associated with result is not recognized.
 J = Estimated value; bias unknown.
 M = Result influenced by matrix effects.
 ND = Not detected.

TIN CITY LRRS
Analytical Results Summary
UST #20 (removed) at Composite Building (Bldg. 150)

IRP SITE: ST 12b

IRP DESCRIPTION: UST #20 (removed) at Composite Building (Bldg. 150)

Location	Sample ID	Depth(ft)	Matrix	Analyte	Result	MRL	Units
SB D2	95TCD002SB2.0	2.0-3.5	Soil	Isopropylbenzene	ND	(5.0000)	UG/KG (Dry Weight)
				Methylene chloride	ND	(5.0000)	UG/KG (Dry Weight)
				Naphthalene	ND	(5.0000)	UG/KG (Dry Weight)
				Styrene	ND	(5.0000)	UG/KG (Dry Weight)
				Tetrachloroethene	ND	(5.0000)	UG/KG (Dry Weight)
				Toluene	ND	(5.0000)	UG/KG (Dry Weight)
				Trichloroethene	ND	(5.0000)	UG/KG (Dry Weight)
				Trichlorofluoromethane	ND	(5.0000)	UG/KG (Dry Weight)
				Vinyl chloride	ND	(5.0000)	UG/KG (Dry Weight)
				Xylenes, total	ND	(5.0000)	UG/KG (Dry Weight)
				cis-1,2-Dichloroethene	ND	(5.0000)	UG/KG (Dry Weight)
				cis-1,3-Dichloropropene	ND	(5.0000)	UG/KG (Dry Weight)
				n-Butylbenzene	ND	(5.0000)	UG/KG (Dry Weight)
				n-Propylbenzene	ND	(5.0000)	UG/KG (Dry Weight)
				p-Isopropyltoluene	ND	(5.0000)	UG/KG (Dry Weight)
				sec-Butylbenzene	ND	(5.0000)	UG/KG (Dry Weight)
				tert-Butylbenzene	ND	(5.0000)	UG/KG (Dry Weight)
				trans-1,2-Dichloroethene	ND	(5.0000)	UG/KG (Dry Weight)
				trans-1,3-Dichloropropene	ND	(5.0000)	UG/KG (Dry Weight)
				1,2,4-Trichlorobenzene	ND	(350.0000)	UG/KG (Dry Weight) M
				1,2-Dichlorobenzene	ND	(350.0000)	UG/KG (Dry Weight) M
				1,3-Dichlorobenzene	ND	(350.0000)	UG/KG (Dry Weight) M
				1,4-Dichlorobenzene	ND	(350.0000)	UG/KG (Dry Weight) M
				2,2'-oxybis(1-Chloropropane)	ND	(350.0000)	UG/KG (Dry Weight) M
				2,4,5-Trichlorophenol	ND	(350.0000)	UG/KG (Dry Weight) M
				2,4,6-Trichlorophenol	ND	(350.0000)	UG/KG (Dry Weight) M
				2,4-Dichlorophenol	ND	(350.0000)	UG/KG (Dry Weight) M
				2,4-Dimethylphenol	ND	(350.0000)	UG/KG (Dry Weight) M
				2,4-Dinitrophenol	ND	(1700.0000)	UG/KG (Dry Weight) M

BI = Datum associated with contaminated trip blank or laboratory method blank.
 G = Result affected by non-target hydrocarbons (e.g., diesel influence in GRO analysis).
 I = Chromatographic pattern associated with result is not recognized.
 J = Estimated value; bias unknown.
 M = Result influenced by matrix effects.
 ND = Not detected.

TIN CITY LRRS
Analytical Results Summary
UST #20 (removed) at Composite Building (Bldg. 150)

IRP SITE: ST 12b

IRP DESCRIPTION: UST #20 (removed) at Composite Building (Bldg. 150)

Location	Sample ID	Depth(ft)	Matrix	Analyte	Result	MRL	Units
SB D2	95TCD002SB2.0	2.0-3.5	Soil	2,4-Dinitrotoluene	ND	(350.0000)	UG/KG (Dry Weight) M
				2,6-Dinitrotoluene	ND	(350.0000)	UG/KG (Dry Weight) M
				2-Chloronaphthalene	ND	(350.0000)	UG/KG (Dry Weight) M
				2-Chlorophenol	ND	(350.0000)	UG/KG (Dry Weight) M
				2-Methyl-4,6-dinitrophenol	ND	(1700.0000)	UG/KG (Dry Weight) M
				2-Methylnaphthalene	ND	(350.0000)	UG/KG (Dry Weight) M
				2-Methylphenol	ND	(350.0000)	UG/KG (Dry Weight) M
				2-Nitroaniline	ND	(1700.0000)	UG/KG (Dry Weight) M
				2-Nitrophenol	ND	(350.0000)	UG/KG (Dry Weight) M
				3,3'-Dichlorobenzidine	ND	(690.0000)	UG/KG (Dry Weight) M
				3-Nitroaniline	ND	(1700.0000)	UG/KG (Dry Weight) M
				4-Bromophenyl phenyl ether	ND	(350.0000)	UG/KG (Dry Weight) M
				4-Chloro-3-methylphenol	ND	(690.0000)	UG/KG (Dry Weight) M
				4-Chloroaniline	ND	(690.0000)	UG/KG (Dry Weight) M
				4-Chlorophenyl phenyl ether	ND	(350.0000)	UG/KG (Dry Weight) M
				4-Methylphenol	ND	(350.0000)	UG/KG (Dry Weight) M
				4-Nitroaniline	ND	(1700.0000)	UG/KG (Dry Weight) M
				4-Nitrophenol	ND	(1700.0000)	UG/KG (Dry Weight) M
				Acenaphthene	ND	(350.0000)	UG/KG (Dry Weight) M
				Acenaphthylene	ND	(350.0000)	UG/KG (Dry Weight) M
				Anthracene	ND	(350.0000)	UG/KG (Dry Weight) M
				Benz[a]anthracene	ND	(350.0000)	UG/KG (Dry Weight) M
				Benzo[a]pyrene	ND	(350.0000)	UG/KG (Dry Weight) M
				Benzo[b]fluoranthene	ND	(350.0000)	UG/KG (Dry Weight) M
				Benzo[g,h,i]perylene	ND	(350.0000)	UG/KG (Dry Weight) M
				Benzo[k]fluoranthene	ND	(350.0000)	UG/KG (Dry Weight) M
				Benzoic acid	ND	(1700.0000)	UG/KG (Dry Weight) M
				Benzyl alcohol	ND	(690.0000)	UG/KG (Dry Weight) M
				Benzyl butyl phthalate	ND	(350.0000)	UG/KG (Dry Weight) M

BI = Datum associated with contaminated trip blank or laboratory method blank.
G = Result affected by non-target hydrocarbons (e.g., diesel influence in GRO analysis).
I = Chromatographic pattern associated with result is not recognized.
J = Estimated value; bias unknown.
M = Result influenced by matrix effects.
ND = Not detected.

TIN CITY LRRS
Analytical Results Summary
UST #20 (removed) at Composite Building (Bldg. 150)

IRP SITE: ST 12b

IRP DESCRIPTION: UST #20 (removed) at Composite Building (Bldg. 150)

Location	Sample ID	Depth(ft)	Matrix	Analyte	Result	MRL	Units
SB D2	95TCD002SB2.0	2.0-3.5	Soil	Chrysene	ND	(350.0000)	UG/KG (Dry Weight) M
				Di-n-butyl phthalate	ND	(350.0000)	UG/KG (Dry Weight) M
				Di-n-octyl phthalate	ND	(350.0000)	UG/KG (Dry Weight) M
				Dibenz[a,h]anthracene	ND	(350.0000)	UG/KG (Dry Weight) M
				Dibenzofuran	ND	(350.0000)	UG/KG (Dry Weight) M
				Diethyl phthalate	ND	(350.0000)	UG/KG (Dry Weight) M
				Dimethyl phthalate	ND	(350.0000)	UG/KG (Dry Weight) M
				Fluoranthene	ND	(350.0000)	UG/KG (Dry Weight) M
				Fluorene	ND	(350.0000)	UG/KG (Dry Weight) M
				Hexachlorobenzene	ND	(350.0000)	UG/KG (Dry Weight) M
				Hexachlorobutadiene	ND	(350.0000)	UG/KG (Dry Weight) M
				Hexachlorocyclopentadiene	ND	(350.0000)	UG/KG (Dry Weight) M
				Hexachloroethane	ND	(350.0000)	UG/KG (Dry Weight) M
				Indeno[1,2,3-cd]pyrene	ND	(350.0000)	UG/KG (Dry Weight) M
				Isophorone	ND	(350.0000)	UG/KG (Dry Weight) M
				N-Nitrosodi-n-propylamine	ND	(350.0000)	UG/KG (Dry Weight) M
				N-Nitrosodiphenylamine	ND	(350.0000)	UG/KG (Dry Weight) M
				Naphthalene	ND	(350.0000)	UG/KG (Dry Weight) M
				Nitrobenzene	ND	(350.0000)	UG/KG (Dry Weight) M
				Pentachlorophenol	ND	(1700.0000)	UG/KG (Dry Weight) M
				Phenanthrene	ND	(350.0000)	UG/KG (Dry Weight) M
				Phenol	ND	(350.0000)	UG/KG (Dry Weight) M
				Pyrene	ND	(350.0000)	UG/KG (Dry Weight) M
				bis(2-Chloroethoxy)methane	ND	(350.0000)	UG/KG (Dry Weight) M
				bis(2-Chloroethyl) ether	ND	(350.0000)	UG/KG (Dry Weight) M
				bis(2-Ethylhexyl) phthalate	ND	(350.0000)	UG/KG (Dry Weight) M
SB D3	95TCD003SB4.0	3.0-5.0	Soil	TPH, diesel-range	42.0000	(4.0000)	MG/KG (Dry Weight)
				TPH, residual-range	ND	(51.0000)	MG/KG (Dry Weight)
	95TCD003SB7.0	6.0-7.0		TPH, diesel-range	15.0000	(4.0000)	MG/KG (Dry Weight)

BI = Datum associated with contaminated trip blank or laboratory method blank.
 G = Result affected by non-target hydrocarbons (e.g., diesel influence in GRO analysis).
 I = Chromatographic pattern associated with result is not recognized.
 J = Estimated value; bias unknown.
 M = Result influenced by matrix effects.
 ND = Not detected.

TIN CITY LRRS
Analytical Results Summary
UST #20 (removed) at Composite Building (Bldg. 150)

IRP SITE: ST 12b

IRP DESCRIPTION: UST #20 (removed) at Composite Building (Bldg. 150)

Location	Sample ID	Depth(ft)	Matrix	Analyte	Result	MRL	Units
SB D3	95TCD003SB7.0	6.0-7.0	Soil	TPH, residual-range	ND	(56.0000)	MG/KG (Dry Weight)
	95TCD003SB4.0	3.0-5.0		TPH, gasoline-range	7300.0000	(5200.0000)	UG/KG (Dry Weight)
	95TCD003SB7.0	6.0-7.0		TPH, gasoline-range	ND	(5600.0000)	UG/KG (Dry Weight)
	95TCD003SB1.5	0.0-1.5		Organic Vapors	139.0000	(1.0000)	Meter Units
	95TCD003SB2.0	1.0-2.0		Organic Vapors	28.3000	(1.0000)	Meter Units
	95TCD003SB4.0	3.0-5.0		Organic Vapors	57.4000	(1.0000)	Meter Units
	95TCD003SB7.0	6.0-7.0		Organic Vapors	20.3000	(1.0000)	Meter Units
	95TCD003SB4.0	3.0-5.0		Arsenic	1.4000	(0.1000)	MG/KG (Dry Weight)
				Barium	12.5000	(1.7000)	MG/KG (Dry Weight)
				Cadmium	0.6800	(0.1000)	MG/KG (Dry Weight)
				Chromium	3.2000	(0.2000)	MG/KG (Dry Weight)
				Lead	2.0000	(0.1000)	MG/KG (Dry Weight)
				Selenium	ND	(0.2000)	MG/KG (Dry Weight) M
				Silver	ND	(0.3100)	MG/KG (Dry Weight)
				Mercury	ND	(0.0400)	MG/KG (Dry Weight)
				Ethylene glycol	ND	(5.0000)	MG/KG (Dry Weight)
				1,1,1,2-Tetrachloroethane	ND	(5.0000)	UG/KG (Dry Weight)
				1,1,1-Trichloroethane	ND	(5.0000)	UG/KG (Dry Weight)
				1,1,2,2-Tetrachloroethane	ND	(5.0000)	UG/KG (Dry Weight)
				1,1,2-Trichloroethane	ND	(5.0000)	UG/KG (Dry Weight)
				1,1-Dichloroethane	ND	(5.0000)	UG/KG (Dry Weight)
				1,1-Dichloroethene	ND	(5.0000)	UG/KG (Dry Weight)
				1,1-Dichloropropene	ND	(5.0000)	UG/KG (Dry Weight)
				1,2,3-Trichlorobenzene	ND	(5.0000)	UG/KG (Dry Weight)
				1,2,3-Trichloropropane	ND	(5.0000)	UG/KG (Dry Weight)
				1,2,4-Trichlorobenzene	ND	(5.0000)	UG/KG (Dry Weight)
				1,2,4-Trimethylbenzene	ND	(5.0000)	UG/KG (Dry Weight)
				1,2-Dibromo-3-chloropropane	ND	(5.0000)	UG/KG (Dry Weight)
				1,2-Dibromoethane	ND	(5.0000)	UG/KG (Dry Weight)

BI = Datum associated with contaminated trip blank or laboratory method blank.
 G = Result affected by non-target hydrocarbons (e.g., diesel influence in GRO analysis).
 I = Chromatographic pattern associated with result is not recognized.
 J = Estimated value; bias unknown.
 M = Result influenced by matrix effects.
 ND = Not detected.

TIN CITY LRRS
Analytical Results Summary
UST #20 (removed) at Composite Building (Bldg. 150)

IRP SITE: ST 12b

IRP DESCRIPTION: UST #20 (removed) at Composite Building (Bldg. 150)

Location	Sample ID	Depth(ft)	Matrix	Analyte	Result	MRL	Units
SB D3	95TCD003SB4.0	3.0-5.0	Soil	1,2-Dichlorobenzene	ND	(5.0000)	UG/KG (Dry Weight)
				1,2-Dichloroethane	ND	(5.0000)	UG/KG (Dry Weight)
				1,2-Dichloropropane	ND	(5.0000)	UG/KG (Dry Weight)
				1,3,5-Trimethylbenzene	ND	(5.0000)	UG/KG (Dry Weight)
				1,3-Dichlorobenzene	ND	(5.0000)	UG/KG (Dry Weight)
				1,3-Dichloropropane	ND	(5.0000)	UG/KG (Dry Weight)
				1,4-Dichlorobenzene	ND	(5.0000)	UG/KG (Dry Weight)
				1-Chlorohexane	ND	(5.0000)	UG/KG (Dry Weight)
				2,2-Dichloropropane	ND	(5.0000)	UG/KG (Dry Weight)
				2-Chlorotoluene	ND	(5.0000)	UG/KG (Dry Weight)
				4-Chlorotoluene	ND	(5.0000)	UG/KG (Dry Weight)
				Benzene	ND	(5.0000)	UG/KG (Dry Weight)
				Bromobenzene	ND	(5.0000)	UG/KG (Dry Weight)
				Bromochloromethane	ND	(5.0000)	UG/KG (Dry Weight)
				Bromodichloromethane	ND	(5.0000)	UG/KG (Dry Weight)
				Bromoform	ND	(5.0000)	UG/KG (Dry Weight)
				Bromomethane	ND	(5.0000)	UG/KG (Dry Weight)
				Carbon tetrachloride	ND	(5.0000)	UG/KG (Dry Weight)
				Chlorobenzene	ND	(5.0000)	UG/KG (Dry Weight)
				Chloroethane	ND	(5.0000)	UG/KG (Dry Weight)
				Chloroform	ND	(5.0000)	UG/KG (Dry Weight)
				Chloromethane	ND	(5.0000)	UG/KG (Dry Weight)
				Dibromochloromethane	ND	(5.0000)	UG/KG (Dry Weight)
				Dibromomethane	ND	(5.0000)	UG/KG (Dry Weight)
				Dichlorodifluoromethane	ND	(5.0000)	UG/KG (Dry Weight)
				Ethylbenzene	ND	(5.0000)	UG/KG (Dry Weight)
				Hexachlorobutadiene	ND	(5.0000)	UG/KG (Dry Weight)
				Isopropylbenzene	ND	(5.0000)	UG/KG (Dry Weight)
				Methylene chloride	ND	(5.0000)	UG/KG (Dry Weight)

BI = Datum associated with contaminated trip blank or laboratory method blank.
G = Result affected by non-target hydrocarbons (e.g., diesel influence in GRO analysis).
I = Chromatographic pattern associated with result is not recognized.
J = Estimated value; bias unknown.
M = Result influenced by matrix effects.
ND = Not detected.

TIN CITY LRRS
Analytical Results Summary
UST #20 (removed) at Composite Building (Bldg. 150)

IRP SITE: ST 12b

IRP DESCRIPTION: UST #20 (removed) at Composite Building (Bldg. 150)

Location	Sample ID	Depth(ft)	Matrix	Analyte	Result	MRL	Units
SB D3	95TCD003SB4.0	3.0-5.0	Soil	Naphthalene	ND	(5.0000)	UG/KG (Dry Weight)
				Styrene	ND	(5.0000)	UG/KG (Dry Weight)
				Tetrachloroethene	ND	(5.0000)	UG/KG (Dry Weight)
				Toluene	ND	(5.0000)	UG/KG (Dry Weight)
				Trichloroethene	ND	(5.0000)	UG/KG (Dry Weight)
				Trichlorofluoromethane	ND	(5.0000)	UG/KG (Dry Weight)
				Vinyl chloride	ND	(5.0000)	UG/KG (Dry Weight)
				Xylenes, total	ND	(5.0000)	UG/KG (Dry Weight)
				cis-1,2-Dichloroethene	ND	(5.0000)	UG/KG (Dry Weight)
				cis-1,3-Dichloropropene	ND	(5.0000)	UG/KG (Dry Weight)
				n-Butylbenzene	ND	(5.0000)	UG/KG (Dry Weight)
				n-Propylbenzene	ND	(5.0000)	UG/KG (Dry Weight)
				p-Isopropyltoluene	ND	(5.0000)	UG/KG (Dry Weight)
				sec-Butylbenzene	ND	(5.0000)	UG/KG (Dry Weight)
				tert-Butylbenzene	ND	(5.0000)	UG/KG (Dry Weight)
				trans-1,2-Dichloroethene	ND	(5.0000)	UG/KG (Dry Weight)
				trans-1,3-Dichloropropene	ND	(5.0000)	UG/KG (Dry Weight)
		6.0-7.0		1,1,1,2-Tetrachloroethane	ND	(6.0000)	UG/KG (Dry Weight)
	95TCD003SB7.0			1,1,1-Trichloroethane	ND	(6.0000)	UG/KG (Dry Weight)
				1,1,2,2-Tetrachloroethane	ND	(6.0000)	UG/KG (Dry Weight)
				1,1,2-Trichloroethane	ND	(6.0000)	UG/KG (Dry Weight)
				1,1-Dichloroethane	ND	(6.0000)	UG/KG (Dry Weight)
				1,1-Dichloroethene	ND	(6.0000)	UG/KG (Dry Weight)
				1,1-Dichloropropene	ND	(6.0000)	UG/KG (Dry Weight)
				1,2,3-Trichlorobenzene	ND	(6.0000)	UG/KG (Dry Weight)
				1,2,3-Trichloropropane	ND	(6.0000)	UG/KG (Dry Weight)
				1,2,4-Trichlorobenzene	ND	(6.0000)	UG/KG (Dry Weight)
				1,2,4-Trimethylbenzene	ND	(6.0000)	UG/KG (Dry Weight)
				1,2-Dibromo-3-chloropropane	ND	(6.0000)	UG/KG (Dry Weight)

BI = Datum associated with contaminated trip blank or laboratory method blank.
 G = Result affected by non-target hydrocarbons (e.g., diesel influence in GRO analysis).
 I = Chromatographic pattern associated with result is not recognized.
 J = Estimated value; bias unknown.
 M = Result influenced by matrix effects.
 ND = Not detected.

TIN CITY LRRS
Analytical Results Summary
UST #20 (removed) at Composite Building (Bldg. 150)

IRP SITE: ST 12b

IRP DESCRIPTION: UST #20 (removed) at Composite Building (Bldg. 150)

Location	Sample ID	Depth(ft)	Matrix	Analyte	Result	MRL	Units
SB D3	95TCD003SB7.0	6.0-7.0	Soil	1,2-Dibromoethane	ND	(6.0000)	UG/KG (Dry Weight)
				1,2-Dichlorobenzene	ND	(6.0000)	UG/KG (Dry Weight)
				1,2-Dichloroethane	ND	(6.0000)	UG/KG (Dry Weight)
				1,2-Dichloropropane	ND	(6.0000)	UG/KG (Dry Weight)
				1,3,5-Trimethylbenzene	ND	(6.0000)	UG/KG (Dry Weight)
				1,3-Dichlorobenzene	ND	(6.0000)	UG/KG (Dry Weight)
				1,3-Dichloropropane	ND	(6.0000)	UG/KG (Dry Weight)
				1,4-Dichlorobenzene	ND	(6.0000)	UG/KG (Dry Weight)
				1-Chlorohexane	ND	(6.0000)	UG/KG (Dry Weight)
				2,2-Dichloropropane	ND	(6.0000)	UG/KG (Dry Weight)
				2-Chlorotoluene	ND	(6.0000)	UG/KG (Dry Weight)
				4-Chlorotoluene	ND	(6.0000)	UG/KG (Dry Weight)
				Benzene	ND	(6.0000)	UG/KG (Dry Weight)
				Bromobenzene	ND	(6.0000)	UG/KG (Dry Weight)
				Bromochloromethane	ND	(6.0000)	UG/KG (Dry Weight)
				Bromodichloromethane	ND	(6.0000)	UG/KG (Dry Weight)
				Bromoform	ND	(6.0000)	UG/KG (Dry Weight)
				Bromomethane	ND	(6.0000)	UG/KG (Dry Weight)
				Carbon tetrachloride	ND	(6.0000)	UG/KG (Dry Weight)
				Chlorobenzene	ND	(6.0000)	UG/KG (Dry Weight)
				Chloroethane	ND	(6.0000)	UG/KG (Dry Weight)
				Chloroform	ND	(6.0000)	UG/KG (Dry Weight)
				Chloromethane	ND	(6.0000)	UG/KG (Dry Weight)
				Dibromochloromethane	ND	(6.0000)	UG/KG (Dry Weight)
				Dibromomethane	ND	(6.0000)	UG/KG (Dry Weight)
				Dichlorodifluoromethane	ND	(6.0000)	UG/KG (Dry Weight)
				Ethylbenzene	ND	(6.0000)	UG/KG (Dry Weight)
				Hexachlorobutadiene	ND	(6.0000)	UG/KG (Dry Weight)
				Isopropylbenzene	ND	(6.0000)	UG/KG (Dry Weight)

BI = Datum associated with contaminated trip blank or laboratory method blank.
 G = Result affected by non-target hydrocarbons (e.g., diesel influence in GRO analysis).
 I = Chromatographic pattern associated with result is not recognized.
 J = Estimated value; bias unknown.
 M = Result influenced by matrix effects.
 ND = Not detected.

TIN CITY LRRS
Analytical Results Summary
UST #20 (removed) at Composite Building (Bldg. 150)

IRP SITE: ST 12b

IRP DESCRIPTION: UST #20 (removed) at Composite Building (Bldg. 150)

Location	Sample ID	Depth(ft)	Matrix	Analyte	Result	MRL	Units
SB D3	95TCD003SB7.0	6.0-7.0	Soil	Methylene chloride	ND	(6.0000)	UG/KG (Dry Weight)
				Naphthalene	ND	(6.0000)	UG/KG (Dry Weight)
				Styrene	ND	(6.0000)	UG/KG (Dry Weight)
				Tetrachloroethene	ND	(6.0000)	UG/KG (Dry Weight)
				Toluene	ND	(6.0000)	UG/KG (Dry Weight)
				Trichloroethene	ND	(6.0000)	UG/KG (Dry Weight)
				Trichlorofluoromethane	ND	(6.0000)	UG/KG (Dry Weight)
				Vinyl chloride	ND	(6.0000)	UG/KG (Dry Weight)
				Xylenes, total	ND	(6.0000)	UG/KG (Dry Weight)
				cis-1,2-Dichloroethene	ND	(6.0000)	UG/KG (Dry Weight)
				cis-1,3-Dichloropropene	ND	(6.0000)	UG/KG (Dry Weight)
				n-Butylbenzene	ND	(6.0000)	UG/KG (Dry Weight)
				n-Propylbenzene	ND	(6.0000)	UG/KG (Dry Weight)
				p-Isopropyltoluene	ND	(6.0000)	UG/KG (Dry Weight)
				sec-Butylbenzene	ND	(6.0000)	UG/KG (Dry Weight)
				tert-Butylbenzene	ND	(6.0000)	UG/KG (Dry Weight)
				trans-1,2-Dichloroethene	ND	(6.0000)	UG/KG (Dry Weight)
				trans-1,3-Dichloropropene	ND	(6.0000)	UG/KG (Dry Weight)
	95TCD003SB4.0	3.0-5.0		1,2,4-Trichlorobenzene	ND	(340.0000)	UG/KG (Dry Weight)
				1,2-Dichlorobenzene	ND	(340.0000)	UG/KG (Dry Weight)
				1,3-Dichlorobenzene	ND	(340.0000)	UG/KG (Dry Weight)
				1,4-Dichlorobenzene	ND	(340.0000)	UG/KG (Dry Weight)
				2,2'-oxybis(1-Chloropropane)	ND	(340.0000)	UG/KG (Dry Weight)
				2,4,5-Trichlorophenol	ND	(340.0000)	UG/KG (Dry Weight)
				2,4,6-Trichlorophenol	ND	(340.0000)	UG/KG (Dry Weight)
				2,4-Dichlorophenol	ND	(340.0000)	UG/KG (Dry Weight)
				2,4-Dimethylphenol	ND	(340.0000)	UG/KG (Dry Weight)
				2,4-Dinitrophenol	ND	(1600.0000)	UG/KG (Dry Weight)
				2,4-Dinitrotoluene	ND	(340.0000)	UG/KG (Dry Weight)

BI = Datum associated with contaminated trip blank or laboratory method blank.
G = Result affected by non-target hydrocarbons (e.g., diesel influence in GRO analysis).
I = Chromatographic pattern associated with result is not recognized.
J = Estimated value; bias unknown.
M = Result influenced by matrix effects.
ND = Not detected.

TIN CITY LRRS
Analytical Results Summary
UST #20 (removed) at Composite Building (Bldg. 150)

IRP SITE: ST 12b

IRP DESCRIPTION: UST #20 (removed) at Composite Building (Bldg. 150)

Location	Sample ID	Depth(ft)	Matrix	Analyte	Result	MRL	Units
SB D3	95TCD003SB4.0	3.0-5.0	Soil	2,6-Dinitrotoluene	ND	(340.0000)	UG/KG (Dry Weight)
				2-Chloronaphthalene	ND	(340.0000)	UG/KG (Dry Weight)
				2-Chlorophenol	ND	(340.0000)	UG/KG (Dry Weight)
				2-Methyl-4,6-dinitrophenol	ND	(1600.0000)	UG/KG (Dry Weight)
				2-Methylnaphthalene	ND	(340.0000)	UG/KG (Dry Weight)
				2-Methylphenol	ND	(340.0000)	UG/KG (Dry Weight)
				2-Nitroaniline	ND	(1600.0000)	UG/KG (Dry Weight)
				2-Nitrophenol	ND	(340.0000)	UG/KG (Dry Weight)
				3,3'-Dichlorobenzidine	ND	(680.0000)	UG/KG (Dry Weight)
				3-Nitroaniline	ND	(1600.0000)	UG/KG (Dry Weight)
				4-Bromophenyl phenyl ether	ND	(340.0000)	UG/KG (Dry Weight)
				4-Chloro-3-methylphenol	ND	(680.0000)	UG/KG (Dry Weight)
				4-Chloroaniline	ND	(680.0000)	UG/KG (Dry Weight)
				4-Chlorophenyl phenyl ether	ND	(340.0000)	UG/KG (Dry Weight)
				4-Methylphenol	ND	(340.0000)	UG/KG (Dry Weight)
				4-Nitroaniline	ND	(1600.0000)	UG/KG (Dry Weight)
				4-Nitrophenol	ND	(1600.0000)	UG/KG (Dry Weight)
				Acenaphthene	ND	(340.0000)	UG/KG (Dry Weight)
				Acenaphthylene	ND	(340.0000)	UG/KG (Dry Weight)
				Anthracene	ND	(340.0000)	UG/KG (Dry Weight)
				Benz[a]anthracene	ND	(340.0000)	UG/KG (Dry Weight)
				Benzo[a]pyrene	ND	(340.0000)	UG/KG (Dry Weight)
				Benzo[b]fluoranthene	ND	(340.0000)	UG/KG (Dry Weight)
				Benzo[g,h,i]perylene	ND	(340.0000)	UG/KG (Dry Weight)
				Benzo[k]fluoranthene	ND	(340.0000)	UG/KG (Dry Weight)
				Benzoic acid	ND	(1600.0000)	UG/KG (Dry Weight)
				Benzyl alcohol	ND	(680.0000)	UG/KG (Dry Weight)
				Benzyl butyl phthalate	ND	(340.0000)	UG/KG (Dry Weight)
				Chrysene	ND	(340.0000)	UG/KG (Dry Weight)

BI = Datum associated with contaminated trip blank or laboratory method blank.

G = Result affected by non-target hydrocarbons (e.g., diesel influence in GRO analysis).

I = Chromatographic pattern associated with result is not recognized.

J = Estimated value; bias unknown.

M = Result influenced by matrix effects.

ND = Not detected.

TIN CITY LRRS
Analytical Results Summary
UST #20 (removed) at Composite Building (Bldg. 150)

IRP SITE: ST 12b

IRP DESCRIPTION: UST #20 (removed) at Composite Building (Bldg. 150)

Location	Sample ID	Depth(ft)	Matrix	Analyte	Result	MRL	Units
SB D3	95TCD003SB4.0	3.0-5.0	Soil	Di-n-butyl phthalate	ND	(340.0000)	UG/KG (Dry Weight)
				Di-n-octyl phthalate	ND	(340.0000)	UG/KG (Dry Weight)
				Dibenz[a,h]anthracene	ND	(340.0000)	UG/KG (Dry Weight)
				Dibenzofuran	ND	(340.0000)	UG/KG (Dry Weight)
				Diethyl phthalate	ND	(340.0000)	UG/KG (Dry Weight)
				Dimethyl phthalate	ND	(340.0000)	UG/KG (Dry Weight)
				Fluoranthene	ND	(340.0000)	UG/KG (Dry Weight)
				Fluorene	ND	(340.0000)	UG/KG (Dry Weight)
				Hexachlorobenzene	ND	(340.0000)	UG/KG (Dry Weight)
				Hexachlorobutadiene	ND	(340.0000)	UG/KG (Dry Weight)
				Hexachlorocyclopentadiene	ND	(340.0000)	UG/KG (Dry Weight)
				Hexachloroethane	ND	(340.0000)	UG/KG (Dry Weight)
				Indeno[1,2,3-cd]pyrene	ND	(340.0000)	UG/KG (Dry Weight)
				Isophorone	ND	(340.0000)	UG/KG (Dry Weight)
				N-Nitrosodi-n-propylamine	ND	(340.0000)	UG/KG (Dry Weight)
				N-Nitrosodiphenylamine	ND	(340.0000)	UG/KG (Dry Weight)
				Naphthalene	ND	(340.0000)	UG/KG (Dry Weight)
				Nitrobenzene	ND	(340.0000)	UG/KG (Dry Weight)
				Pentachlorophenol	ND	(1600.0000)	UG/KG (Dry Weight)
				Phenanthrene	ND	(340.0000)	UG/KG (Dry Weight)
				Phenol	ND	(340.0000)	UG/KG (Dry Weight)
				Pyrene	ND	(340.0000)	UG/KG (Dry Weight)
				bis(2-Chloroethoxy)methane	ND	(340.0000)	UG/KG (Dry Weight)
				bis(2-Chloroethyl) ether	ND	(340.0000)	UG/KG (Dry Weight)
				bis(2-Ethylhexyl) phthalate	ND	(340.0000)	UG/KG (Dry Weight)
		6.0-7.0		1,2,4-Trichlorobenzene	ND	(370.0000)	UG/KG (Dry Weight)
	95TCD003SB7.0			1,2-Dichlorobenzene	ND	(370.0000)	UG/KG (Dry Weight)
				1,3-Dichlorobenzene	ND	(370.0000)	UG/KG (Dry Weight)
				1,4-Dichlorobenzene	ND	(370.0000)	UG/KG (Dry Weight)

BI = Datum associated with contaminated trip blank or laboratory method blank.
G = Result affected by non-target hydrocarbons (e.g., diesel influence in GRO analysis).
I = Chromatographic pattern associated with result is not recognized.
J = Estimated value; bias unknown.
M = Result influenced by matrix effects.
ND = Not detected.

TIN CITY LRRS
Analytical Results Summary
UST #20 (removed) at Composite Building (Bldg. 150)

IRP SITE: ST 12b

IRP DESCRIPTION: UST #20 (removed) at Composite Building (Bldg. 150)

Location	Sample ID	Depth(ft)	Matrix	Analyte	Result	MRL	Units
SB D3	95TCD003SB7.0	6.0-7.0	Soil	2,2'-oxybis(1-Chloropropane)	ND	(370.0000)	UG/KG (Dry Weight)
				2,4,5-Trichlorophenol	ND	(370.0000)	UG/KG (Dry Weight)
				2,4,6-Trichlorophenol	ND	(370.0000)	UG/KG (Dry Weight)
				2,4-Dichlorophenol	ND	(370.0000)	UG/KG (Dry Weight)
				2,4-Dimethylphenol	ND	(370.0000)	UG/KG (Dry Weight)
				2,4-Dinitrophenol	ND	(1800.0000)	UG/KG (Dry Weight)
				2,4-Dinitrotoluene	ND	(370.0000)	UG/KG (Dry Weight)
				2,6-Dinitrotoluene	ND	(370.0000)	UG/KG (Dry Weight)
				2-Chloronaphthalene	ND	(370.0000)	UG/KG (Dry Weight)
				2-Chlorophenol	ND	(370.0000)	UG/KG (Dry Weight)
				2-Methyl-4,6-dinitrophenol	ND	(1800.0000)	UG/KG (Dry Weight)
				2-Methylnaphthalene	ND	(370.0000)	UG/KG (Dry Weight)
				2-Methylphenol	ND	(370.0000)	UG/KG (Dry Weight)
				2-Nitroaniline	ND	(1800.0000)	UG/KG (Dry Weight)
				2-Nitrophenol	ND	(370.0000)	UG/KG (Dry Weight)
				3,3'-Dichlorobenzidine	ND	(730.0000)	UG/KG (Dry Weight)
				3-Nitroaniline	ND	(1800.0000)	UG/KG (Dry Weight)
				4-Bromophenyl phenyl ether	ND	(370.0000)	UG/KG (Dry Weight)
				4-Chloro-3-methylphenol	ND	(730.0000)	UG/KG (Dry Weight)
				4-Chloroaniline	ND	(730.0000)	UG/KG (Dry Weight)
				4-Chlorophenyl phenyl ether	ND	(370.0000)	UG/KG (Dry Weight)
				4-Methylphenol	ND	(370.0000)	UG/KG (Dry Weight)
				4-Nitroaniline	ND	(1800.0000)	UG/KG (Dry Weight)
				4-Nitrophenol	ND	(1800.0000)	UG/KG (Dry Weight)
				Acenaphthene	ND	(370.0000)	UG/KG (Dry Weight)
				Acenaphthylene	ND	(370.0000)	UG/KG (Dry Weight)
				Anthracene	ND	(370.0000)	UG/KG (Dry Weight)
				Benz[a]anthracene	ND	(370.0000)	UG/KG (Dry Weight)
				Benzo[a]pyrene	ND	(370.0000)	UG/KG (Dry Weight)

BI = Datum associated with contaminated trip blank or laboratory method blank.
G = Result affected by non-target hydrocarbons (e.g., diesel influence in GRO analysis).
I = Chromatographic pattern associated with result is not recognized.
J = Estimated value; bias unknown.
M = Result influenced by matrix effects.
ND = Not detected.

TIN CITY LRRS
Analytical Results Summary
UST #20 (removed) at Composite Building (Bldg. 150)

IRP SITE: ST 12b

IRP DESCRIPTION: UST #20 (removed) at Composite Building (Bldg. 150)

Location	Sample ID	Depth(ft)	Matrix	Analyte	Result	MRL	Units
SB D3	95TCD003SB7.0	6.0-7.0	Soil	Benzo[b]fluoranthene	ND	(370.0000)	UG/KG (Dry Weight)
				Benzo[g,h,i]perylene	ND	(370.0000)	UG/KG (Dry Weight)
				Benzo[k]fluoranthene	ND	(370.0000)	UG/KG (Dry Weight)
				Benzoic acid	ND	(1800.0000)	UG/KG (Dry Weight)
				Benzyl alcohol	ND	(730.0000)	UG/KG (Dry Weight)
				Benzyl butyl phthalate	ND	(370.0000)	UG/KG (Dry Weight)
				Chrysene	ND	(370.0000)	UG/KG (Dry Weight)
				Di-n-butyl phthalate	ND	(370.0000)	UG/KG (Dry Weight)
				Di-n-octyl phthalate	ND	(370.0000)	UG/KG (Dry Weight)
				Dibenz[a,h]anthracene	ND	(370.0000)	UG/KG (Dry Weight)
				Dibenzofuran	ND	(370.0000)	UG/KG (Dry Weight)
				Diethyl phthalate	ND	(370.0000)	UG/KG (Dry Weight)
				Dimethyl phthalate	ND	(370.0000)	UG/KG (Dry Weight)
				Fluoranthene	ND	(370.0000)	UG/KG (Dry Weight)
				Fluorene	ND	(370.0000)	UG/KG (Dry Weight)
				Hexachlorobenzene	ND	(370.0000)	UG/KG (Dry Weight)
				Hexachlorobutadiene	ND	(370.0000)	UG/KG (Dry Weight)
				Hexachlorocyclopentadiene	ND	(370.0000)	UG/KG (Dry Weight)
				Hexachloroethane	ND	(370.0000)	UG/KG (Dry Weight)
				Indeno[1,2,3-cd]pyrene	ND	(370.0000)	UG/KG (Dry Weight)
				Isophorone	ND	(370.0000)	UG/KG (Dry Weight)
				N-Nitrosodi-n-propylamine	ND	(370.0000)	UG/KG (Dry Weight)
				N-Nitrosodiphenylamine	ND	(370.0000)	UG/KG (Dry Weight)
				Naphthalene	ND	(370.0000)	UG/KG (Dry Weight)
				Nitrobenzene	ND	(370.0000)	UG/KG (Dry Weight)
				Pentachlorophenol	ND	(1800.0000)	UG/KG (Dry Weight)
				Phenanthrene	ND	(370.0000)	UG/KG (Dry Weight)
				Phenol	ND	(370.0000)	UG/KG (Dry Weight)
				Pyrene	ND	(370.0000)	UG/KG (Dry Weight)

BI = Datum associated with contaminated trip blank or laboratory method blank.
 G = Result affected by non-target hydrocarbons (e.g., diesel influence in GRO analysis).
 I = Chromatographic pattern associated with result is not recognized.
 J = Estimated value; bias unknown.
 M = Result influenced by matrix effects.
 ND = Not detected.

TIN CITY LRRS
Analytical Results Summary
UST #20 (removed) at Composite Building (Bldg. 150)

IRP SITE: ST 12b

IRP DESCRIPTION: UST #20 (removed) at Composite Building (Bldg. 150)

Location	Sample ID	Depth(ft)	Matrix	Analyte	Result	MRL	Units
SB D3	95TCD003SB7.0	6.0-7.0	Soil	bis(2-Chloroethoxy)methane	ND	(370.0000)	UG/KG (Dry Weight)
				bis(2-Chloroethyl) ether	ND	(370.0000)	UG/KG (Dry Weight)
				bis(2-Ethylhexyl) phthalate	ND	(370.0000)	UG/KG (Dry Weight)

BI = Datum associated with contaminated trip blank or laboratory method blank.
 G = Result affected by non-target hydrocarbons (e.g., diesel influence in GRO analysis).
 I = Chromatographic pattern associated with result is not recognized.
 J = Estimated value; bias unknown.
 M = Result influenced by matrix effects.
 ND = Not detected.

TIN CITY LRRS

Analytical Results Summary

3 USTs (removed) at SP 4 near Bldg. 76-200

IRP SITE: SS 14a

IRP DESCRIPTION: 3 USTs (removed) at SP 4 near Bldg. 76-200

Location	Sample ID	Depth(ft)	Matrix	Analyte	Result	MRL	Units
SB E1	95TCE001SB2.0	1.0-2.5	Soil	TPH, diesel-range	230.0000	(42.0000)	MG/KG (Dry Weight)
				Organic Vapors	65.0000	(1.0000)	Meter Units
				Benzene	ND	(1.1000)	UG/KG (Dry Weight)
				Ethylbenzene	ND	(1.1000)	UG/KG (Dry Weight)
				Toluene	ND	(1.1000)	UG/KG (Dry Weight)
				m-Xylene + p-Xylene	ND	(1.1000)	UG/KG (Dry Weight)
				o-Xylene	ND	(1.1000)	UG/KG (Dry Weight)
SB E2	95TCE002SB3.0	2.0-3.0	Soil	TPH, diesel-range	350.0000	(42.0000)	MG/KG (Dry Weight)
				Organic Vapors	32.0000	(1.0000)	Meter Units
				Benzene	ND	(1.0000)	UG/KG (Dry Weight)
				Ethylbenzene	ND	(1.0000)	UG/KG (Dry Weight)
				Toluene	ND	(1.0000)	UG/KG (Dry Weight)
				m-Xylene + p-Xylene	ND	(1.0000)	UG/KG (Dry Weight)
				o-Xylene	ND	(1.0000)	UG/KG (Dry Weight)
SB E3	95TCE003SB7.0	6.0-7.5	Soil	TPH, diesel-range	9.0000	(4.4000)	MG/KG (Dry Weight)
				TPH, diesel-range	14.0000	(4.6000)	MG/KG (Dry Weight)
				Organic Vapors	64.0000	(1.0000)	Meter Units
				Organic Vapors	60.0000	(1.0000)	Meter Units
				Benzene	ND	(1.1000)	UG/KG (Dry Weight)
				Ethylbenzene	ND	(1.1000)	UG/KG (Dry Weight)
				Toluene	ND	(1.1000)	UG/KG (Dry Weight)
				m-Xylene + p-Xylene	ND	(1.1000)	UG/KG (Dry Weight)
				o-Xylene	ND	(1.1000)	UG/KG (Dry Weight)
				Benzene	ND	(1.1000)	UG/KG (Dry Weight)
				Ethylbenzene	ND	(1.1000)	UG/KG (Dry Weight)
SB E4	95TCE004SB3.0	2.0-3.5	Soil	TPH, diesel-range	1900.0000	(420.0000)	MG/KG (Dry Weight)

BI = Datum associated with contaminated trip blank or laboratory method blank.
 G = Result affected by non-target hydrocarbons (e.g., diesel influence in GRO analysis).
 I = Chromatographic pattern associated with result is not recognized.
 J = Estimated value; bias unknown.
 M = Result influenced by matrix effects.
 ND = Not detected.

**TIN CITY LRRS
Analytical Results Summary**

3 USTs (removed) at SP 4 near Bldg. 76-200

IRP SITE: SS 14a

IRP DESCRIPTION: 3 USTs (removed) at SP 4 near Bldg. 76-200

Location	Sample ID	Depth(ft)	Matrix	Analyte	Result	MRL	Units
SB E4	95TCE004SB3.0	2.0-3.5	Soil	TPH, residual-range	360.0000	(52.0000)	MG/KG (Dry Weight)
				TPH, gasoline-range	13000.0000	(5300.0000)	UG/KG (Dry Weight) G
				Organic Vapors	260.0000	(1.0000)	Meter Units
				Benzene	ND	(1.0000)	UG/KG (Dry Weight)
				Ethylbenzene	ND	(1.0000)	UG/KG (Dry Weight)
				Toluene	ND	(1.0000)	UG/KG (Dry Weight)
				m-Xylene + p-Xylene	ND	(1.0000)	UG/KG (Dry Weight)
				o-Xylene	ND	(1.0000)	UG/KG (Dry Weight)
				1,1,1,2-Tetrachloroethane	ND	(5.0000)	UG/KG (Dry Weight)
				1,1,1-Trichloroethane	ND	(5.0000)	UG/KG (Dry Weight)
				1,1,2,2-Tetrachloroethane	ND	(5.0000)	UG/KG (Dry Weight)
				1,1,2-Trichloroethane	ND	(5.0000)	UG/KG (Dry Weight)
				1,1-Dichloroethane	ND	(5.0000)	UG/KG (Dry Weight)
				1,1-Dichloroethene	ND	(5.0000)	UG/KG (Dry Weight)
				1,1-Dichloropropene	ND	(5.0000)	UG/KG (Dry Weight)
				1,2,3-Trichlorobenzene	ND	(5.0000)	UG/KG (Dry Weight)
				1,2,3-Trichloropropane	ND	(5.0000)	UG/KG (Dry Weight)
				1,2,4-Trichlorobenzene	ND	(5.0000)	UG/KG (Dry Weight)
				1,2,4-Trimethylbenzene	ND	(5.0000)	UG/KG (Dry Weight)
				1,2-Dibromo-3-chloropropane	ND	(5.0000)	UG/KG (Dry Weight)
				1,2-Dibromoethane	ND	(5.0000)	UG/KG (Dry Weight)
				1,2-Dichlorobenzene	ND	(5.0000)	UG/KG (Dry Weight)
				1,2-Dichloroethane	ND	(5.0000)	UG/KG (Dry Weight)
				1,2-Dichloropropane	ND	(5.0000)	UG/KG (Dry Weight)
				1,3,5-Trimethylbenzene	ND	(5.0000)	UG/KG (Dry Weight)
				1,3-Dichlorobenzene	ND	(5.0000)	UG/KG (Dry Weight)
				1,3-Dichloropropane	ND	(5.0000)	UG/KG (Dry Weight)
				1,4-Dichlorobenzene	ND	(5.0000)	UG/KG (Dry Weight)
				1-Chlorohexane	ND	(5.0000)	UG/KG (Dry Weight)

BI = Datum associated with contaminated trip blank or laboratory method blank.
 G = Result affected by non-target hydrocarbons (e.g., diesel influence in GRO analysis).
 I = Chromatographic pattern associated with result is not recognized.
 J = Estimated value; bias unknown.
 M = Result influenced by matrix effects.
 ND = Not detected.

TIN CITY LRRS
Analytical Results Summary
3 USTs (removed) at SP 4 near Bldg. 76-200

IRP SITE: SS 14a

IRP DESCRIPTION: 3 USTs (removed) at SP 4 near Bldg. 76-200

Location	Sample ID	Depth(ft)	Matrix	Analyte	Result	MRL	Units
SB E4	95TCE004SB3.0	2.0-3.5	Soil	2,2-Dichloropropane	ND	(5.0000)	UG/KG (Dry Weight)
				2-Chlorotoluene	ND	(5.0000)	UG/KG (Dry Weight)
				4-Chlorotoluene	ND	(5.0000)	UG/KG (Dry Weight)
				Benzene	ND	(5.0000)	UG/KG (Dry Weight)
				Bromobenzene	ND	(5.0000)	UG/KG (Dry Weight)
				Bromochloromethane	ND	(5.0000)	UG/KG (Dry Weight)
				Bromodichloromethane	ND	(5.0000)	UG/KG (Dry Weight)
				Bromoform	ND	(5.0000)	UG/KG (Dry Weight)
				Bromomethane	ND	(5.0000)	UG/KG (Dry Weight)
				Carbon tetrachloride	ND	(5.0000)	UG/KG (Dry Weight)
				Chlorobenzene	ND	(5.0000)	UG/KG (Dry Weight)
				Chloroethane	ND	(5.0000)	UG/KG (Dry Weight)
				Chloroform	ND	(5.0000)	UG/KG (Dry Weight)
				Chloromethane	ND	(5.0000)	UG/KG (Dry Weight)
				Dibromochloromethane	ND	(5.0000)	UG/KG (Dry Weight)
				Dibromomethane	ND	(5.0000)	UG/KG (Dry Weight)
				Dichlorodifluoromethane	ND	(5.0000)	UG/KG (Dry Weight)
				Ethylbenzene	ND	(5.0000)	UG/KG (Dry Weight)
				Hexachlorobutadiene	ND	(5.0000)	UG/KG (Dry Weight)
				Isopropylbenzene	ND	(5.0000)	UG/KG (Dry Weight)
				Methylene chloride	ND	(5.0000)	UG/KG (Dry Weight)
				Naphthalene	ND	(5.0000)	UG/KG (Dry Weight)
				Styrene	ND	(5.0000)	UG/KG (Dry Weight)
				Tetrachloroethene	ND	(5.0000)	UG/KG (Dry Weight)
				Toluene	ND	(5.0000)	UG/KG (Dry Weight)
				Trichloroethene	ND	(5.0000)	UG/KG (Dry Weight)
				Trichlorofluoromethane	ND	(5.0000)	UG/KG (Dry Weight)
				Vinyl chloride	ND	(5.0000)	UG/KG (Dry Weight)
				Xylenes, total	ND	(5.0000)	UG/KG (Dry Weight)

BI = Datum associated with contaminated trip blank or laboratory method blank.
G = Result affected by non-target hydrocarbons (e.g., diesel influence in GRO analysis).
I = Chromatographic pattern associated with result is not recognized.
J = Estimated value; bias unknown.
M = Result influenced by matrix effects.
ND = Not detected.

TIN CITY LRRS

Analytical Results Summary

3 USTs (removed) at SP 4 near Bldg. 76-200

IRP SITE: SS 14a

IRP DESCRIPTION: 3 USTs (removed) at SP 4 near Bldg. 76-200

Location	Sample ID	Depth(ft)	Matrix	Analyte	Result	MRL	Units
SB E4	95TCE004SB3.0	2.0-3.5	Soil	cis-1,2-Dichloroethene	ND	(5.0000)	UG/KG (Dry Weight)
				cis-1,3-Dichloropropene	ND	(5.0000)	UG/KG (Dry Weight)
				n-Butylbenzene	ND	(5.0000)	UG/KG (Dry Weight)
				n-Propylbenzene	ND	(5.0000)	UG/KG (Dry Weight)
				p-Isopropyltoluene	ND	(5.0000)	UG/KG (Dry Weight)
				sec-Butylbenzene	ND	(5.0000)	UG/KG (Dry Weight)
				tert-Butylbenzene	ND	(5.0000)	UG/KG (Dry Weight)
				trans-1,2-Dichloroethene	ND	(5.0000)	UG/KG (Dry Weight)
				trans-1,3-Dichloropropene	ND	(5.0000)	UG/KG (Dry Weight)
				1,2,4-Trichlorobenzene	ND	(350.0000)	UG/KG (Dry Weight)
				1,2-Dichlorobenzene	ND	(350.0000)	UG/KG (Dry Weight)
				1,3-Dichlorobenzene	ND	(350.0000)	UG/KG (Dry Weight)
				1,4-Dichlorobenzene	ND	(350.0000)	UG/KG (Dry Weight)
				2,2'-oxybis(1-Chloropropane)	ND	(350.0000)	UG/KG (Dry Weight)
				2,4,5-Trichlorophenol	ND	(350.0000)	UG/KG (Dry Weight)
				2,4,6-Trichlorophenol	ND	(350.0000)	UG/KG (Dry Weight)
				2,4-Dichlorophenol	ND	(350.0000)	UG/KG (Dry Weight)
				2,4-Dimethylphenol	ND	(350.0000)	UG/KG (Dry Weight)
				2,4-Dinitrophenol	ND	(1700.0000)	UG/KG (Dry Weight)
				2,4-Dinitrotoluene	ND	(350.0000)	UG/KG (Dry Weight)
				2,6-Dinitrotoluene	ND	(350.0000)	UG/KG (Dry Weight)
				2-Chloronaphthalene	ND	(350.0000)	UG/KG (Dry Weight)
				2-Chlorophenol	ND	(350.0000)	UG/KG (Dry Weight)
				2-Methyl-4,6-dinitrophenol	ND	(1700.0000)	UG/KG (Dry Weight)
				2-Methylnaphthalene	ND	(350.0000)	UG/KG (Dry Weight)
				2-Methylphenol	ND	(350.0000)	UG/KG (Dry Weight)
				2-Nitroaniline	ND	(1700.0000)	UG/KG (Dry Weight)
				2-Nitrophenol	ND	(350.0000)	UG/KG (Dry Weight)
				3,3'-Dichlorobenzidine	ND	(690.0000)	UG/KG (Dry Weight)

BI = Datum associated with contaminated trip blank or laboratory method blank.
 G = Result affected by non-target hydrocarbons (e.g., diesel influence in GRO analysis).
 I = Chromatographic pattern associated with result is not recognized.
 J = Estimated value; bias unknown.
 M = Result influenced by matrix effects.
 ND = Not detected.

TIN CITY LRRS
Analytical Results Summary
3 USTs (removed) at SP 4 near Bldg. 76-200

IRP SITE: SS 14a

IRP DESCRIPTION: 3 USTs (removed) at SP 4 near Bldg. 76-200

Location	Sample ID	Depth(ft)	Matrix	Analyte	Result	MRL	Units
SBE4	95TCE004SB3.0	2.0-3.5	Soil	3-Nitroaniline	ND	(1700.0000)	UG/KG (Dry Weight)
				4-Bromophenyl phenyl ether	ND	(350.0000)	UG/KG (Dry Weight)
				4-Chloro-3-methylphenol	ND	(690.0000)	UG/KG (Dry Weight)
				4-Chloroaniline	ND	(690.0000)	UG/KG (Dry Weight)
				4-Chlorophenyl phenyl ether	ND	(350.0000)	UG/KG (Dry Weight)
				4-Methylphenol	ND	(350.0000)	UG/KG (Dry Weight)
				4-Nitroaniline	ND	(1700.0000)	UG/KG (Dry Weight)
				4-Nitrophenol	ND	(1700.0000)	UG/KG (Dry Weight)
				Acenaphthene	ND	(350.0000)	UG/KG (Dry Weight)
				Acenaphthylene	ND	(350.0000)	UG/KG (Dry Weight)
				Anthracene	ND	(350.0000)	UG/KG (Dry Weight)
				Benz[a]anthracene	ND	(350.0000)	UG/KG (Dry Weight)
				Benzo[a]pyrene	ND	(350.0000)	UG/KG (Dry Weight)
				Benzo[b]fluoranthene	ND	(350.0000)	UG/KG (Dry Weight)
				Benzo[g,h,i]perylene	ND	(350.0000)	UG/KG (Dry Weight)
				Benzo[k]fluoranthene	ND	(350.0000)	UG/KG (Dry Weight)
				Benzoic acid	ND	(1700.0000)	UG/KG (Dry Weight)
				Benzyl alcohol	ND	(690.0000)	UG/KG (Dry Weight)
				Benzyl butyl phthalate	ND	(350.0000)	UG/KG (Dry Weight)
				Chrysene	ND	(350.0000)	UG/KG (Dry Weight)
				Di-n-butyl phthalate	ND	(350.0000)	UG/KG (Dry Weight)
				Di-n-octyl phthalate	ND	(350.0000)	UG/KG (Dry Weight)
				Dibenz[a,h]anthracene	ND	(350.0000)	UG/KG (Dry Weight)
				Dibenzofuran	ND	(350.0000)	UG/KG (Dry Weight)
				Diethyl phthalate	ND	(350.0000)	UG/KG (Dry Weight)
				Dimethyl phthalate	ND	(350.0000)	UG/KG (Dry Weight)
				Fluoranthene	ND	(350.0000)	UG/KG (Dry Weight)
				Fluorene	ND	(350.0000)	UG/KG (Dry Weight)
				Hexachlorobenzene	ND	(350.0000)	UG/KG (Dry Weight)

BI = Datum associated with contaminated trip blank or laboratory method blank.

G = Result affected by non-target hydrocarbons (e.g., diesel influence in GRO analysis).

I = Chromatographic pattern associated with result is not recognized.

J = Estimated value; bias unknown.

M = Result influenced by matrix effects.

ND = Not detected.

TIN CITY LRRS

Analytical Results Summary

3 USTs (removed) at SP 4 near Bldg. 76-200

IRP SITE: SS 14a

IRP DESCRIPTION: 3 USTs (removed) at SP 4 near Bldg. 76-200

Location	Sample ID	Depth(ft)	Matrix	Analyte	Result	MRL	Units
SB E4	95TCE004SB3.0	2.0-3.5	Soil	Hexachlorobutadiene	ND	(350.0000)	UG/KG (Dry Weight)
				Hexachlorocyclopentadiene	ND	(350.0000)	UG/KG (Dry Weight)
				Hexachloroethane	ND	(350.0000)	UG/KG (Dry Weight)
				Indeno[1,2,3-cd]pyrene	ND	(350.0000)	UG/KG (Dry Weight)
				Isophorone	ND	(350.0000)	UG/KG (Dry Weight)
				N-Nitrosodi-n-propylamine	ND	(350.0000)	UG/KG (Dry Weight)
				N-Nitrosodiphenylamine	ND	(350.0000)	UG/KG (Dry Weight)
				Naphthalene	ND	(350.0000)	UG/KG (Dry Weight)
				Nitrobenzene	ND	(350.0000)	UG/KG (Dry Weight)
				Pentachlorophenol	ND	(1700.0000)	UG/KG (Dry Weight)
				Phenanthrene	ND	(350.0000)	UG/KG (Dry Weight)
				Phenol	ND	(350.0000)	UG/KG (Dry Weight)
				Pyrene	ND	(350.0000)	UG/KG (Dry Weight)
				bis(2-Chloroethoxy)methane	ND	(350.0000)	UG/KG (Dry Weight)
				bis(2-Chloroethyl) ether	ND	(350.0000)	UG/KG (Dry Weight)
				bis(2-Ethylhexyl) phthalate	ND	(350.0000)	UG/KG (Dry Weight)
SB E5	95TCE005SB3.0	2.0-3.5	Soil	TPH, diesel-range	2200.0000	(430.0000)	MG/KG (Dry Weight)
	95TCE005SB5.0	4.0-5.0		TPH, diesel-range	4500.0000	(420.0000)	MG/KG (Dry Weight)
	95TCE005SB3.0	2.0-3.5		TPH, gasoline-range	140000.0000	(5400.0000)	UG/KG (Dry Weight) G
				Organic Vapors	77.0000	(1.0000)	Meter Units
	95TCE005SB5.0	4.0-5.0		Organic Vapors	79.0000	(1.0000)	Meter Units
	95TCE005SB3.0	2.0-3.5		Benzene	ND	(1.1000)	UG/KG (Dry Weight)
				Ethylbenzene	ND	(1.1000)	UG/KG (Dry Weight)
				Toluene	ND	(1.1000)	UG/KG (Dry Weight)
				m-Xylene + p-Xylene	ND	(1.1000)	UG/KG (Dry Weight)
				o-Xylene	14.0000	(1.1000)	UG/KG (Dry Weight)
				1,2,4-Trichlorobenzene	ND	(360.0000)	UG/KG (Dry Weight)
				1,2-Dichlorobenzene	ND	(360.0000)	UG/KG (Dry Weight)
				1,3-Dichlorobenzene	ND	(360.0000)	UG/KG (Dry Weight)

BI = Datum associated with contaminated trip blank or laboratory method blank.
 G = Result affected by non-target hydrocarbons (e.g., diesel influence in GRO analysis).
 I = Chromatographic pattern associated with result is not recognized.
 J = Estimated value; bias unknown.
 M = Result influenced by matrix effects.
 ND = Not detected.

TIN CITY LRRS
Analytical Results Summary
3 USTs (removed) at SP 4 near Bldg. 76-200

IRP SITE: SS 14a

IRP DESCRIPTION: 3 USTs (removed) at SP 4 near Bldg. 76-200

Location	Sample ID	Depth(ft)	Matrix	Analyte	Result	MRL	Units
SB E5	95TCE005SB3.0	2.0-3.5	Soil	1,4-Dichlorobenzene	ND	(360.0000)	UG/KG (Dry Weight)
				2,2'-oxybis(1-Chloropropane)	ND	(360.0000)	UG/KG (Dry Weight)
				2,4,5-Trichlorophenol	ND	(360.0000)	UG/KG (Dry Weight)
				2,4,6-Trichlorophenol	ND	(360.0000)	UG/KG (Dry Weight)
				2,4-Dichlorophenol	ND	(360.0000)	UG/KG (Dry Weight)
				2,4-Dimethylphenol	ND	(360.0000)	UG/KG (Dry Weight)
				2,4-Dinitrophenol	ND	(1700.0000)	UG/KG (Dry Weight)
				2,4-Dinitrotoluene	ND	(360.0000)	UG/KG (Dry Weight)
				2,6-Dinitrotoluene	ND	(360.0000)	UG/KG (Dry Weight)
				2-Chloronaphthalene	ND	(360.0000)	UG/KG (Dry Weight)
				2-Chlorophenol	ND	(360.0000)	UG/KG (Dry Weight)
				2-Methyl-4,6-dinitrophenol	ND	(1700.0000)	UG/KG (Dry Weight)
				2-Methylnaphthalene	ND	(360.0000)	UG/KG (Dry Weight)
				2-Methylphenol	ND	(360.0000)	UG/KG (Dry Weight)
				2-Nitroaniline	ND	(1700.0000)	UG/KG (Dry Weight)
				2-Nitrophenol	ND	(360.0000)	UG/KG (Dry Weight)
				3,3'-Dichlorobenzidine	ND	(720.0000)	UG/KG (Dry Weight)
				3-Nitroaniline	ND	(1700.0000)	UG/KG (Dry Weight)
				4-Bromophenyl phenyl ether	ND	(360.0000)	UG/KG (Dry Weight)
				4-Chloro-3-methylphenol	ND	(720.0000)	UG/KG (Dry Weight)
				4-Chloroaniline	ND	(720.0000)	UG/KG (Dry Weight)
				4-Chlorophenyl phenyl ether	ND	(360.0000)	UG/KG (Dry Weight)
				4-Methylphenol	ND	(360.0000)	UG/KG (Dry Weight)
				4-Nitroaniline	ND	(1700.0000)	UG/KG (Dry Weight)
				4-Nitrophenol	ND	(1700.0000)	UG/KG (Dry Weight)
				Acenaphthene	ND	(360.0000)	UG/KG (Dry Weight)
				Acenaphthylene	ND	(360.0000)	UG/KG (Dry Weight)
				Anthracene	ND	(360.0000)	UG/KG (Dry Weight)
				Benz[a]anthracene	ND	(360.0000)	UG/KG (Dry Weight)

BI = Datum associated with contaminated trip blank or laboratory method blank.
 G = Result affected by non-target hydrocarbons (e.g., diesel influence in GRO analysis).
 I = Chromatographic pattern associated with result is not recognized.
 J = Estimated value; bias unknown.
 M = Result influenced by matrix effects.
 ND = Not detected.

TIN CITY LRRS
Analytical Results Summary
3 USTs (removed) at SP 4 near Bldg. 76-200

IRP SITE: SS 14a

IRP DESCRIPTION: 3 USTs (removed) at SP 4 near Bldg. 76-200

Location	Sample ID	Depth(ft)	Matrix	Analyte	Result	MRL	Units
SB E5	95TCE005SB3.0	2.0-3.5	Soil	Benzo[a]pyrene	ND	(360.0000)	UG/KG (Dry Weight)
				Benzo[b]fluoranthene	ND	(360.0000)	UG/KG (Dry Weight)
				Benzo[g,h,i]perylene	ND	(360.0000)	UG/KG (Dry Weight)
				Benzo[k]fluoranthene	ND	(360.0000)	UG/KG (Dry Weight)
				Benzoic acid	ND	(1700.0000)	UG/KG (Dry Weight)
				Benzyl alcohol	ND	(720.0000)	UG/KG (Dry Weight)
				Benzyl butyl phthalate	ND	(360.0000)	UG/KG (Dry Weight)
				Chrysene	ND	(360.0000)	UG/KG (Dry Weight)
				Di-n-butyl phthalate	ND	(360.0000)	UG/KG (Dry Weight)
				Di-n-octyl phthalate	ND	(360.0000)	UG/KG (Dry Weight)
				Dibenz[a,h]anthracene	ND	(360.0000)	UG/KG (Dry Weight)
				Dibenzofuran	ND	(360.0000)	UG/KG (Dry Weight)
				Diethyl phthalate	ND	(360.0000)	UG/KG (Dry Weight)
				Dimethyl phthalate	ND	(360.0000)	UG/KG (Dry Weight)
				Fluoranthene	ND	(360.0000)	UG/KG (Dry Weight)
				Fluorene	ND	(360.0000)	UG/KG (Dry Weight)
				Hexachlorobenzene	ND	(360.0000)	UG/KG (Dry Weight)
				Hexachlorobutadiene	ND	(360.0000)	UG/KG (Dry Weight)
				Hexachlorocyclopentadiene	ND	(360.0000)	UG/KG (Dry Weight)
				Hexachloroethane	ND	(360.0000)	UG/KG (Dry Weight)
				Indeno[1,2,3-cd]pyrene	ND	(360.0000)	UG/KG (Dry Weight)
				Isophorone	ND	(360.0000)	UG/KG (Dry Weight)
				N-Nitrosodi-n-propylamine	ND	(360.0000)	UG/KG (Dry Weight)
				N-Nitrosodiphenylamine	ND	(360.0000)	UG/KG (Dry Weight)
				Naphthalene	ND	(360.0000)	UG/KG (Dry Weight)
				Nitrobenzene	ND	(360.0000)	UG/KG (Dry Weight)
				Pentachlorophenol	ND	(1700.0000)	UG/KG (Dry Weight)
				Phenanthrene	ND	(360.0000)	UG/KG (Dry Weight)
				Phenol	ND	(360.0000)	UG/KG (Dry Weight)

BI = Datum associated with contaminated trip blank or laboratory method blank.
 G = Result affected by non-target hydrocarbons (e.g., diesel influence in GRO analysis).
 I = Chromatographic pattern associated with result is not recognized.
 J = Estimated value; bias unknown.
 M = Result influenced by matrix effects.
 ND = Not detected.

TIN CITY LRRS
Analytical Results Summary
3 USTs (removed) at SP 4 near Bldg. 76-200

IRP SITE: SS 14a

IRP DESCRIPTION: 3 USTs (removed) at SP 4 near Bldg. 76-200

Location	Sample ID	Depth(ft)	Matrix	Analyte	Result	MRL	Units
SB E5	95TCE005SB3.0	2.0-3.5	Soil	Pyrene	ND	(360.0000)	UG/KG (Dry Weight)
				bis(2-Chloroethoxy)methane	ND	(360.0000)	UG/KG (Dry Weight)
				bis(2-Chloroethyl) ether	ND	(360.0000)	UG/KG (Dry Weight)
				bis(2-Ethylhexyl) phthalate	ND	(360.0000)	UG/KG (Dry Weight)
SB E6	95TCE006SB3.0	2.0-4.5	Soil	TPH, diesel-range	410.0000	(43.0000)	MG/KG (Dry Weight)
				TPH, residual-range	9900.0000	(540.0000)	MG/KG (Dry Weight)
				TPH, gasoline-range	ND	(5400.0000)	UG/KG (Dry Weight)
				Organic Vapors	62.0000	(1.0000)	Meter Units
	95TCE006SB4.0	4.0-4.5		Organic Vapors	14.5000	(1.0000)	Meter Units
	95TCE006SB3.0	2.0-4.5		Benzene	ND	(1.1000)	UG/KG (Dry Weight)
				Ethylbenzene	ND	(1.1000)	UG/KG (Dry Weight)
				Toluene	ND	(1.1000)	UG/KG (Dry Weight)
				m-Xylene + p-Xylene	ND	(1.1000)	UG/KG (Dry Weight)
				o-Xylene	ND	(1.1000)	UG/KG (Dry Weight)
				1,2,4-Trichlorobenzene	ND	(350.0000)	UG/KG (Dry Weight)
				1,2-Dichlorobenzene	ND	(350.0000)	UG/KG (Dry Weight)
				1,3-Dichlorobenzene	ND	(350.0000)	UG/KG (Dry Weight)
				1,4-Dichlorobenzene	ND	(350.0000)	UG/KG (Dry Weight)
				2,2'-oxybis(1-Chloropropane)	ND	(350.0000)	UG/KG (Dry Weight)
				2,4,5-Trichlorophenol	ND	(350.0000)	UG/KG (Dry Weight)
				2,4,6-Trichlorophenol	ND	(350.0000)	UG/KG (Dry Weight)
				2,4-Dichlorophenol	ND	(350.0000)	UG/KG (Dry Weight)
				2,4-Dimethylphenol	ND	(350.0000)	UG/KG (Dry Weight)
				2,4-Dinitrophenol	ND	(1700.0000)	UG/KG (Dry Weight)
				2,4-Dinitrotoluene	ND	(350.0000)	UG/KG (Dry Weight)
				2,6-Dinitrotoluene	ND	(350.0000)	UG/KG (Dry Weight)
				2-Chloronaphthalene	ND	(350.0000)	UG/KG (Dry Weight)
				2-Chlorophenol	ND	(350.0000)	UG/KG (Dry Weight)
				2-Methyl-4,6-dinitrophenol	ND	(1700.0000)	UG/KG (Dry Weight)

BI = Datum associated with contaminated trip blank or laboratory method blank.
 G = Result affected by non-target hydrocarbons (e.g., diesel influence in GRO analysis).
 I = Chromatographic pattern associated with result is not recognized.

J = Estimated value; bias unknown.
 M = Result influenced by matrix effects.
 ND = Not detected.

TIN CITY LRRS
Analytical Results Summary
3 USTs (removed) at SP 4 near Bldg. 76-200

IRP SITE: SS 14a

IRP DESCRIPTION: 3 USTs (removed) at SP 4 near Bldg. 76-200

Location	Sample ID	Depth(ft)	Matrix	Analyte	Result	MRL	Units
SB E6	95TCE006SB3.0	2.0-4.5	Soil	2-Methylnaphthalene	ND	(350.0000)	UG/KG (Dry Weight)
				2-Methylphenol	ND	(350.0000)	UG/KG (Dry Weight)
				2-Nitroaniline	ND	(1700.0000)	UG/KG (Dry Weight)
				2-Nitrophenol	ND	(350.0000)	UG/KG (Dry Weight)
				3,3'-Dichlorobenzidine	ND	(710.0000)	UG/KG (Dry Weight)
				3-Nitroaniline	ND	(1700.0000)	UG/KG (Dry Weight)
				4-Bromophenyl phenyl ether	ND	(350.0000)	UG/KG (Dry Weight)
				4-Chloro-3-methylphenol	ND	(710.0000)	UG/KG (Dry Weight)
				4-Chloroaniline	ND	(710.0000)	UG/KG (Dry Weight)
				4-Chlorophenyl phenyl ether	ND	(350.0000)	UG/KG (Dry Weight)
				4-Methylphenol	ND	(350.0000)	UG/KG (Dry Weight)
				4-Nitroaniline	ND	(1700.0000)	UG/KG (Dry Weight)
				4-Nitrophenol	ND	(1700.0000)	UG/KG (Dry Weight)
				Acenaphthene	ND	(350.0000)	UG/KG (Dry Weight)
				Acenaphthylene	ND	(350.0000)	UG/KG (Dry Weight)
				Anthracene	ND	(350.0000)	UG/KG (Dry Weight)
				Benz[a]anthracene	ND	(350.0000)	UG/KG (Dry Weight)
				Benzo[a]pyrene	ND	(350.0000)	UG/KG (Dry Weight)
				Benzo[b]fluoranthene	ND	(350.0000)	UG/KG (Dry Weight)
				Benzo[g,h,i]perylene	ND	(350.0000)	UG/KG (Dry Weight)
				Benzo[k]fluoranthene	ND	(350.0000)	UG/KG (Dry Weight)
				Benzoic acid	ND	(1700.0000)	UG/KG (Dry Weight)
				Benzyl alcohol	ND	(710.0000)	UG/KG (Dry Weight)
				Benzyl butyl phthalate	ND	(350.0000)	UG/KG (Dry Weight)
				Chrysene	ND	(350.0000)	UG/KG (Dry Weight)
				Di-n-butyl phthalate	ND	(350.0000)	UG/KG (Dry Weight)
				Di-n-octyl phthalate	ND	(350.0000)	UG/KG (Dry Weight)
				Dibenz[a,h]anthracene	ND	(350.0000)	UG/KG (Dry Weight)
				Dibenzofuran	ND	(350.0000)	UG/KG (Dry Weight)

BI = Datum associated with contaminated trip blank or laboratory method blank.

G = Result affected by non-target hydrocarbons (e.g., diesel influence in GRO analysis).

I = Chromatographic pattern associated with result is not recognized.

J = Estimated value; bias unknown.

M = Result influenced by matrix effects.

ND = Not detected.

TIN CITY LRRS
Analytical Results Summary
3 USTs (removed) at SP 4 near Bldg. 76-200

IRP SITE: SS 14a

IRP DESCRIPTION: 3 USTs (removed) at SP 4 near Bldg. 76-200

Location	Sample ID	Depth(ft)	Matrix	Analyte	Result	MRL	Units
SB E6	95TCE006SB3.0	2.0-4.5	Soil	Diethyl phthalate	ND	(350.0000)	UG/KG (Dry Weight)
				Dimethyl phthalate	ND	(350.0000)	UG/KG (Dry Weight)
				Fluoranthene	ND	(350.0000)	UG/KG (Dry Weight)
				Fluorene	ND	(350.0000)	UG/KG (Dry Weight)
				Hexachlorobenzene	ND	(350.0000)	UG/KG (Dry Weight)
				Hexachlorobutadiene	ND	(350.0000)	UG/KG (Dry Weight)
				Hexachlorocyclopentadiene	ND	(350.0000)	UG/KG (Dry Weight)
				Hexachloroethane	ND	(350.0000)	UG/KG (Dry Weight)
				Indeno[1,2,3-cd]pyrene	ND	(350.0000)	UG/KG (Dry Weight)
				Isophorone	ND	(350.0000)	UG/KG (Dry Weight)
				N-Nitrosodi-n-propylamine	ND	(350.0000)	UG/KG (Dry Weight)
				N-Nitrosodiphenylamine	ND	(350.0000)	UG/KG (Dry Weight)
				Naphthalene	ND	(350.0000)	UG/KG (Dry Weight)
				Nitrobenzene	ND	(350.0000)	UG/KG (Dry Weight)
				Pentachlorophenol	ND	(1700.0000)	UG/KG (Dry Weight)
				Phenanthrene	ND	(350.0000)	UG/KG (Dry Weight)
				Phenol	ND	(350.0000)	UG/KG (Dry Weight)
				Pyrene	ND	(350.0000)	UG/KG (Dry Weight)
				bis(2-Chloroethoxy)methane	ND	(350.0000)	UG/KG (Dry Weight)
				bis(2-Chloroethyl) ether	ND	(350.0000)	UG/KG (Dry Weight)
				bis(2-Ethylhexyl) phthalate	630.0000	(350.0000)	UG/KG (Dry Weight)

BI = Datum associated with contaminated trip blank or laboratory method blank.

G = Result affected by non-target hydrocarbons (e.g., diesel influence in GRO analysis).

I = Chromatographic pattern associated with result is not recognized.

J = Estimated value; bias unknown.

M = Result influenced by matrix effects.

ND = Not detected.

TIN CITY LRRS
Analytical Results Summary
AST#10 (removed) SP 4 near Bldg. 76-200

IRP SITE: SS 14b

IRP DESCRIPTION: AST#10 (removed) SP 4 near Bldg. 76-200

Location	Sample ID	Depth(ft)	Matrix	Analyte	Result	MRL	Units
SB F1	95TCF001SB2.0	1.0-2.5	Soil	TPH, diesel-range	82.0000	(4.0000)	MG/KG (Dry Weight)
	95TCF001SB5.0	4.0-5.5		TPH, diesel-range	38.0000	(4.0000)	MG/KG (Dry Weight)
	95TCF001SB2.0	1.0-2.5		TPH, gasoline-range	ND	(5400.0000)	UG/KG (Dry Weight)
	95TCF001SB5.0	4.0-5.5		TPH, gasoline-range	ND	(5200.0000)	UG/KG (Dry Weight)
	95TCF001SB2.0	1.0-2.5		Organic Vapors	70.3000	(1.0000)	Meter Units
	95TCF001SB5.0	4.0-5.5		Organic Vapors	110.0000	(1.0000)	Meter Units
	95TCF001SB2.0	1.0-2.5		Lead	3.2000	(0.0930)	MG/KG (Dry Weight)
				Benzene	ND	(1.1000)	UG/KG (Dry Weight)
				Ethylbenzene	ND	(1.1000)	UG/KG (Dry Weight)
				Toluene	ND	(1.1000)	UG/KG (Dry Weight)
				m-Xylene + p-Xylene	ND	(1.1000)	UG/KG (Dry Weight)
				o-Xylene	ND	(1.1000)	UG/KG (Dry Weight)
	95TCF001SB5.0	4.0-5.5		Benzene	ND	(1.0000)	UG/KG (Dry Weight)
				Ethylbenzene	ND	(1.0000)	UG/KG (Dry Weight)
				Toluene	ND	(1.0000)	UG/KG (Dry Weight)
				m-Xylene + p-Xylene	ND	(1.0000)	UG/KG (Dry Weight)
				o-Xylene	ND	(1.0000)	UG/KG (Dry Weight)
	95TCF001SB2.0	1.0-2.5		1,2,4-Trichlorobenzene	ND	(360.0000)	UG/KG (Dry Weight)
				1,2-Dichlorobenzene	ND	(360.0000)	UG/KG (Dry Weight)
				1,3-Dichlorobenzene	ND	(360.0000)	UG/KG (Dry Weight)
				1,4-Dichlorobenzene	ND	(360.0000)	UG/KG (Dry Weight)
				2,2'-oxybis(1-Chloropropane)	ND	(360.0000)	UG/KG (Dry Weight)
				2,4,5-Trichlorophenol	ND	(360.0000)	UG/KG (Dry Weight)
				2,4,6-Trichlorophenol	ND	(360.0000)	UG/KG (Dry Weight)
				2,4-Dichlorophenol	ND	(360.0000)	UG/KG (Dry Weight)
				2,4-Dimethylphenol	ND	(360.0000)	UG/KG (Dry Weight)
				2,4-Dinitrophenol	ND	(1700.0000)	UG/KG (Dry Weight)
				2,4-Dinitrotoluene	ND	(360.0000)	UG/KG (Dry Weight)
				2,6-Dinitrotoluene	ND	(360.0000)	UG/KG (Dry Weight)

BI = Datum associated with contaminated trip blank or laboratory method blank.
 G = Result affected by non-target hydrocarbons (e.g., diesel influence in GRO analysis).
 I = Chromatographic pattern associated with result is not recognized.
 J = Estimated value; bias unknown.
 M = Result influenced by matrix effects.
 ND = Not detected.

TIN CITY LRRS
Analytical Results Summary
AST#10 (removed) SP 4 near Bldg. 76-200

IRP SITE: SS 14b

IRP DESCRIPTION: AST#10 (removed) SP 4 near Bldg. 76-200

Location	Sample ID	Depth(ft)	Matrix	Analyte	Result	MRL	Units
SB F1	95TCF001SB2.0	1.0-2.5	Soil	2-Chloronaphthalene	ND	(360.0000)	UG/KG (Dry Weight)
				2-Chlorophenol	ND	(360.0000)	UG/KG (Dry Weight)
				2-Methyl-4,6-dinitrophenol	ND	(1700.0000)	UG/KG (Dry Weight)
				2-Methylnaphthalene	ND	(360.0000)	UG/KG (Dry Weight)
				2-Methylphenol	ND	(360.0000)	UG/KG (Dry Weight)
				2-Nitroaniline	ND	(1700.0000)	UG/KG (Dry Weight)
				2-Nitrophenol	ND	(360.0000)	UG/KG (Dry Weight)
				3,3'-Dichlorobenzidine	ND	(720.0000)	UG/KG (Dry Weight)
				3-Nitroaniline	ND	(1700.0000)	UG/KG (Dry Weight)
				4-Bromophenyl phenyl ether	ND	(360.0000)	UG/KG (Dry Weight)
				4-Chloro-3-methylphenol	ND	(720.0000)	UG/KG (Dry Weight)
				4-Chloroaniline	ND	(720.0000)	UG/KG (Dry Weight)
				4-Chlorophenyl phenyl ether	ND	(360.0000)	UG/KG (Dry Weight)
				4-Methylphenol	ND	(360.0000)	UG/KG (Dry Weight)
				4-Nitroaniline	ND	(1700.0000)	UG/KG (Dry Weight)
				4-Nitrophenol	ND	(1700.0000)	UG/KG (Dry Weight)
				Acenaphthene	ND	(360.0000)	UG/KG (Dry Weight)
				Acenaphthylene	ND	(360.0000)	UG/KG (Dry Weight)
				Anthracene	ND	(360.0000)	UG/KG (Dry Weight)
				Benz[a]anthracene	ND	(360.0000)	UG/KG (Dry Weight)
				Benz[a]pyrene	ND	(360.0000)	UG/KG (Dry Weight)
				Benzo[b]fluoranthene	ND	(360.0000)	UG/KG (Dry Weight)
				Benzo[g,h,i]perylene	ND	(360.0000)	UG/KG (Dry Weight)
				Benzo[k]fluoranthene	ND	(360.0000)	UG/KG (Dry Weight)
				Benzoic acid	ND	(1700.0000)	UG/KG (Dry Weight)
				Benzyl alcohol	ND	(720.0000)	UG/KG (Dry Weight)
				Benzyl butyl phthalate	ND	(360.0000)	UG/KG (Dry Weight)
				Chrysene	ND	(360.0000)	UG/KG (Dry Weight)
				Di-n-butyl phthalate	ND	(360.0000)	UG/KG (Dry Weight)

BI = Datum associated with contaminated trip blank or laboratory method blank.
 G = Result affected by non-target hydrocarbons (e.g., diesel influence in GRO analysis).
 I = Chromatographic pattern associated with result is not recognized.
 J = Estimated value; bias unknown.
 M = Result influenced by matrix effects.
 ND = Not detected.

TIN CITY LRRS
Analytical Results Summary
AST#10 (removed) SP 4 near Bldg. 76-200

IRP SITE: SS 14b

IRP DESCRIPTION: AST#10 (removed) SP 4 near Bldg. 76-200

Location	Sample ID	Depth(ft)	Matrix	Analyte	Result	MRL	Units
SB F1	95TCF001SB2.0	1.0-2.5	Soil	Di-n-octyl phthalate	ND	(360.0000)	UG/KG (Dry Weight)
				Dibenz[a,h]anthracene	ND	(360.0000)	UG/KG (Dry Weight)
				Dibenzofuran	ND	(360.0000)	UG/KG (Dry Weight)
				Diethyl phthalate	ND	(360.0000)	UG/KG (Dry Weight)
				Dimethyl phthalate	ND	(360.0000)	UG/KG (Dry Weight)
				Fluoranthene	ND	(360.0000)	UG/KG (Dry Weight)
				Fluorene	ND	(360.0000)	UG/KG (Dry Weight)
				Hexachlorobenzene	ND	(360.0000)	UG/KG (Dry Weight)
				Hexachlorobutadiene	ND	(360.0000)	UG/KG (Dry Weight)
				Hexachlorocyclopentadiene	ND	(360.0000)	UG/KG (Dry Weight)
				Hexachloroethane	ND	(360.0000)	UG/KG (Dry Weight)
				Indeno[1,2,3-cd]pyrene	ND	(360.0000)	UG/KG (Dry Weight)
				Isophorone	ND	(360.0000)	UG/KG (Dry Weight)
				N-Nitrosodi-n-propylamine	ND	(360.0000)	UG/KG (Dry Weight)
				N-Nitrosodiphenylamine	ND	(360.0000)	UG/KG (Dry Weight)
				Naphthalene	ND	(360.0000)	UG/KG (Dry Weight)
				Nitrobenzene	ND	(360.0000)	UG/KG (Dry Weight)
				Pentachlorophenol	ND	(1700.0000)	UG/KG (Dry Weight)
				Phenanthrene	ND	(360.0000)	UG/KG (Dry Weight)
				Phenol	ND	(360.0000)	UG/KG (Dry Weight)
				Pyrene	ND	(360.0000)	UG/KG (Dry Weight)
				bis(2-Chloroethoxy)methane	ND	(360.0000)	UG/KG (Dry Weight)
				bis(2-Chloroethyl) ether	ND	(360.0000)	UG/KG (Dry Weight)
				bis(2-Ethylhexyl) phthalate	680.0000	(360.0000)	UG/KG (Dry Weight)
SB F2	95TCF002SB3.0	2.0-4.0	Soil	TPH, diesel-range	26.0000	(4.0000)	MG/KG (Dry Weight)
	95TCF002SB5.0	4.0-6.0		TPH, diesel-range	16.0000	(4.0000)	MG/KG (Dry Weight)
	95TCF002SB3.0	2.0-4.0		TPH, gasoline-range	ND	(5300.0000)	UG/KG (Dry Weight)
	95TCF002SB5.0	4.0-6.0		TPH, gasoline-range	ND	(5300.0000)	UG/KG (Dry Weight)
	95TCF002SB3.0	2.0-4.0		Organic Vapors	7.4000	(1.0000)	Meter Units

BI = Datum associated with contaminated trip blank or laboratory method blank.
G = Result affected by non-target hydrocarbons (e.g., diesel influence in GRO analysis).
I = Chromatographic pattern associated with result is not recognized.
J = Estimated value; bias unknown.
M = Result influenced by matrix effects.
ND = Not detected.

TIN CITY LRRS
Analytical Results Summary
AST#10 (removed) SP 4 near Bldg. 76-200

IRP SITE: SS 14b

IRP DESCRIPTION: AST#10 (removed) SP 4 near Bldg. 76-200

Location	Sample ID	Depth(ft)	Matrix	Analyte	Result	MRL	Units
SB F2	95TCF002SB5.0	4.0-6.0	Soil	Organic Vapors	7.9000	(1.0000)	Meter Units
	95TCF002SB3.0	2.0-4.0		Benzene	ND	(1.1000)	UG/KG (Dry Weight)
				Ethylbenzene	ND	(1.1000)	UG/KG (Dry Weight)
				Toluene	ND	(1.1000)	UG/KG (Dry Weight)
				m-Xylene + p-Xylene	ND	(1.1000)	UG/KG (Dry Weight)
				o-Xylene	ND	(1.1000)	UG/KG (Dry Weight)
				Benzene	ND	(1.0000)	UG/KG (Dry Weight)
				Ethylbenzene	ND	(1.0000)	UG/KG (Dry Weight)
				Toluene	ND	(1.0000)	UG/KG (Dry Weight)
				m-Xylene + p-Xylene	ND	(1.0000)	UG/KG (Dry Weight)
SB F3				o-Xylene	ND	(1.0000)	UG/KG (Dry Weight)
	95TCF003SB3.0	2.0-4.0	Soil	TPH, diesel-range	130.0000	(43.0000)	MG/KG (Dry Weight)
	95TCF003SB7.0	6.0-7.5		TPH, diesel-range	4300.0000	(450.0000)	MG/KG (Dry Weight)
	95TCF003SB3.0	2.0-4.0		TPH, gasoline-range	ND	(5400.0000)	UG/KG (Dry Weight)
	95TCF003SB7.0	6.0-7.5		TPH, gasoline-range	2100.0000	(57.0000)	MG/KG (Dry Weight) G
	95TCF003SB3.0	2.0-4.0		Organic Vapors	17.0000	(1.0000)	Meter Units
	95TCF003SB7.0	6.0-7.5		Organic Vapors	2500.0000	(1.0000)	Meter Units
	95TCF003SB10.0	10.0-10.5		Organic Vapors	339.0000	(1.0000)	Meter Units
	95TCF003SB7.0	6.0-7.5		Lead	37.3000	(0.1000)	MG/KG (Dry Weight)
	95TCF003SB3.0	2.0-4.0		Benzene	ND	(1.1000)	UG/KG (Dry Weight)
				Ethylbenzene	ND	(1.1000)	UG/KG (Dry Weight)
				Toluene	ND	(1.1000)	UG/KG (Dry Weight)
				m-Xylene + p-Xylene	ND	(1.1000)	UG/KG (Dry Weight)
				o-Xylene	ND	(1.1000)	UG/KG (Dry Weight)
	95TCF003SB7.0	6.0-7.5		Benzene	ND	(140.0000)	UG/KG (Dry Weight)
				Ethylbenzene	1600.0000	(140.0000)	UG/KG (Dry Weight)
				Toluene	940.0000	(140.0000)	UG/KG (Dry Weight)
			m-Xylene + p-Xylene	19000.0000	(140.0000)	UG/KG (Dry Weight)	
			o-Xylene	48000.0000	(140.0000)	UG/KG (Dry Weight)	

BI = Datum associated with contaminated trip blank or laboratory method blank.
G = Result affected by non-target hydrocarbons (e.g., diesel influence in GRO analysis).
I = Chromatographic pattern associated with result is not recognized.
J = Estimated value; bias unknown.
M = Result influenced by matrix effects.
ND = Not detected.

TIN CITY LRRS
Analytical Results Summary
AST#10 (removed) SP 4 near Bldg. 76-200

IRP SITE: SS 14b

IRP DESCRIPTION: AST#10 (removed) SP 4 near Bldg. 76-200

Location	Sample ID	Depth(ft)	Matrix	Analyte	Result	MRL	Units
SB E3	95TCF003SB7.0	6.0-7.5	Soil	1,2,4-Trichlorobenzene	ND	(750.0000)	UG/KG (Dry Weight) M
				1,2-Dichlorobenzene	ND	(750.0000)	UG/KG (Dry Weight) M
				1,3-Dichlorobenzene	ND	(750.0000)	UG/KG (Dry Weight) M
				1,4-Dichlorobenzene	ND	(750.0000)	UG/KG (Dry Weight) M
				2,2'-oxybis(1-Chloropropane)	ND	(750.0000)	UG/KG (Dry Weight) M
				2,4,5-Trichlorophenol	ND	(750.0000)	UG/KG (Dry Weight) M
				2,4,6-Trichlorophenol	ND	(750.0000)	UG/KG (Dry Weight) M
				2,4-Dichlorophenol	ND	(750.0000)	UG/KG (Dry Weight) M
				2,4-Dimethylphenol	ND	(750.0000)	UG/KG (Dry Weight) M
				2,4-Dinitrophenol	ND	(3600.0000)	UG/KG (Dry Weight) M
				2,4-Dinitrotoluene	ND	(750.0000)	UG/KG (Dry Weight) M
				2,6-Dinitrotoluene	ND	(750.0000)	UG/KG (Dry Weight) M
				2-Chloronaphthalene	ND	(750.0000)	UG/KG (Dry Weight) M
				2-Chlorophenol	ND	(750.0000)	UG/KG (Dry Weight) M
				2-Methyl-4,6-dinitrophenol	ND	(3600.0000)	UG/KG (Dry Weight) M
				2-Methylnaphthalene	9700.0000	(750.0000)	UG/KG (Dry Weight) M
				2-Methylphenol	ND	(750.0000)	UG/KG (Dry Weight) M
				2-Nitroaniline	ND	(3600.0000)	UG/KG (Dry Weight) M
				2-Nitrophenol	ND	(750.0000)	UG/KG (Dry Weight) M
				3,3'-Dichlorobenzidine	ND	(1500.0000)	UG/KG (Dry Weight) M
				3-Nitroaniline	ND	(3600.0000)	UG/KG (Dry Weight) M
				4-Bromophenyl phenyl ether	ND	(750.0000)	UG/KG (Dry Weight) M
				4-Chloro-3-methylphenol	ND	(1500.0000)	UG/KG (Dry Weight) M
				4-Chloroaniline	ND	(1500.0000)	UG/KG (Dry Weight) M
				4-Chlorophenyl phenyl ether	ND	(750.0000)	UG/KG (Dry Weight) M
				4-Methylphenol	ND	(750.0000)	UG/KG (Dry Weight) M
				4-Nitroaniline	ND	(3600.0000)	UG/KG (Dry Weight) M
				4-Nitrophenol	ND	(3600.0000)	UG/KG (Dry Weight) M
				Acenaphthene	ND	(750.0000)	UG/KG (Dry Weight) M

BI = Datum associated with contaminated trip blank or laboratory method blank.
 G = Result affected by non-target hydrocarbons (e.g., diesel influence in GRO analysis).
 I = Chromatographic pattern associated with result is not recognized.
 J = Estimated value; bias unknown.
 M = Result influenced by matrix effects.
 ND = Not detected.

TIN CITY LRRS
Analytical Results Summary
AST#10 (removed) SP 4 near Bldg. 76-200

IRP SITE: SS 14b

IRP DESCRIPTION: AST#10 (removed) SP 4 near Bldg. 76-200

Location	Sample ID	Depth(ft)	Matrix	Analyte	Result	MRL	Units
SB E3	95TCF003SB7.0	6.0-7.5	Soil	Acenaphthylene	ND	(750.0000)	UG/KG (Dry Weight) M
				Anthracene	ND	(750.0000)	UG/KG (Dry Weight) M
				Benz[a]anthracene	ND	(750.0000)	UG/KG (Dry Weight) M
				Benzo[a]pyrene	ND	(750.0000)	UG/KG (Dry Weight) M
				Benzo[b]fluoranthene	ND	(750.0000)	UG/KG (Dry Weight) M
				Benzo[g,h,i]perylene	ND	(750.0000)	UG/KG (Dry Weight) M
				Benzo[k]fluoranthene	ND	(750.0000)	UG/KG (Dry Weight) M
				Benzoic acid	ND	(3600.0000)	UG/KG (Dry Weight) M
				Benzyl alcohol	ND	(1500.0000)	UG/KG (Dry Weight) M
				Benzyl butyl phthalate	ND	(750.0000)	UG/KG (Dry Weight) M
				Chrysene	ND	(750.0000)	UG/KG (Dry Weight) M
				Di-n-butyl phthalate	ND	(750.0000)	UG/KG (Dry Weight) M
				Di-n-octyl phthalate	ND	(750.0000)	UG/KG (Dry Weight) M
				Dibenz[a,h]anthracene	ND	(750.0000)	UG/KG (Dry Weight) M
				Dibenzofuran	ND	(750.0000)	UG/KG (Dry Weight) M
				Diethyl phthalate	ND	(750.0000)	UG/KG (Dry Weight) M
				Dimethyl phthalate	ND	(750.0000)	UG/KG (Dry Weight) M
				Fluoranthene	ND	(750.0000)	UG/KG (Dry Weight) M
				Fluorene	380.0000	(750.0000)	UG/KG (Dry Weight) M
				Hexachlorobenzene	ND	(750.0000)	UG/KG (Dry Weight) M
				Hexachlorobutadiene	ND	(750.0000)	UG/KG (Dry Weight) M
				Hexachlorocyclopentadiene	ND	(750.0000)	UG/KG (Dry Weight) M
				Hexachloroethane	ND	(750.0000)	UG/KG (Dry Weight) M
				Indeno[1,2,3-cd]pyrene	ND	(750.0000)	UG/KG (Dry Weight) M
				Isophorone	ND	(750.0000)	UG/KG (Dry Weight) M
				N-Nitrosodi-n-propylamine	ND	(750.0000)	UG/KG (Dry Weight) M
				N-Nitrosodiphenylamine	ND	(750.0000)	UG/KG (Dry Weight) M
				Naphthalene	5700.0000	(750.0000)	UG/KG (Dry Weight) M
				Nitrobenzene	ND	(750.0000)	UG/KG (Dry Weight) M

BI = Datum associated with contaminated trip blank or laboratory method blank.
 G = Result affected by non-target hydrocarbons (e.g., diesel influence in GRO analysis).
 I = Chromatographic pattern associated with result is not recognized.
 J = Estimated value; bias unknown.
 M = Result influenced by matrix effects.
 ND = Not detected.

TIN CITY LRRS
Analytical Results Summary
AST#10 (removed) SP 4 near Bldg. 76-200

IRP SITE: SS 14b

IRP DESCRIPTION: AST#10 (removed) SP 4 near Bldg. 76-200

Location	Sample ID	Depth(ft)	Matrix	Analyte	Result	MRL	Units
SB F3	95TCF003SB7.0	6.0-7.5	Soil	Pentachlorophenol	ND	(3600.0000)	UG/KG (Dry Weight) M
				Phenanthrene	240.0000	(750.0000)	UG/KG (Dry Weight) M
				Phenol	ND	(750.0000)	UG/KG (Dry Weight) M
				Pyrene	ND	(750.0000)	UG/KG (Dry Weight) M
				bis(2-Chloroethoxy)methane	ND	(750.0000)	UG/KG (Dry Weight) M
				bis(2-Chloroethyl) ether	ND	(750.0000)	UG/KG (Dry Weight) M
				bis(2-Ethylhexyl) phthalate	220.0000	(750.0000)	UG/KG (Dry Weight) M
				TPH, diesel-range	24.0000	(4.0000)	MG/KG (Dry Weight)
				TPH, diesel-range	2400.0000	(420.0000)	MG/KG (Dry Weight)
				TPH, gasoline-range	17000.0000	(5400.0000)	UG/KG (Dry Weight)
SB F4	95TCF004SB3.0	2.0-4.0	Soil	TPH, gasoline-range	190000.0000	(5200.0000)	UG/KG (Dry Weight) G
	95TCF004SB12.0	11.0-12.0		Organic Vapors	17.0000	(1.0000)	Meter Units
	95TCF004SB3.0	2.0-4.0		Organic Vapors	17.4000	(1.0000)	Meter Units
	95TCF004SB4.5	4.0-5.5		Organic Vapors	5.8000	(1.0000)	Meter Units
	95TCF004SB6.5	6.0-7.0		Organic Vapors	20.7000	(1.0000)	Meter Units
	95TCF004SB10.0	10.0-10.5		Organic Vapors	8.1000	(1.0000)	Meter Units
	95TCF004SB12.0	11.0-12.0		Organic Vapors	1330.0000	(1.0000)	Meter Units
	95TCF004SB16.0	16.0-16.5		Organic Vapors	20.7000	(1.0000)	Meter Units
	95TCF004SB12.0	11.0-12.0		Organic Vapors	8.1000	(1.0000)	Meter Units
	95TCF004SB3.0	2.0-4.0		Lead	1.6000	(0.1000)	MG/KG (Dry Weight)
				1,1,1,2-Tetrachloroethane	ND	(5.0000)	UG/KG (Dry Weight)
				1,1,1-Trichloroethane	ND	(5.0000)	UG/KG (Dry Weight)
				1,1,2,2-Tetrachloroethane	ND	(5.0000)	UG/KG (Dry Weight)
				1,1,2-Trichloroethane	ND	(5.0000)	UG/KG (Dry Weight)
				1,1-Dichloroethane	ND	(5.0000)	UG/KG (Dry Weight)
				1,1-Dichloroethene	ND	(5.0000)	UG/KG (Dry Weight)
				1,1-Dichloropropene	ND	(5.0000)	UG/KG (Dry Weight)
				1,2,3-Trichlorobenzene	ND	(5.0000)	UG/KG (Dry Weight)
			1,2,3-Trichloropropane	ND	(5.0000)	UG/KG (Dry Weight)	

BI = Datum associated with contaminated trip blank or laboratory method blank.
G = Result affected by non-target hydrocarbons (e.g., diesel influence in GRO analysis).
I = Chromatographic pattern associated with result is not recognized.
J = Estimated value; bias unknown.
M = Result influenced by matrix effects.
ND = Not detected.

TIN CITY LRRS
Analytical Results Summary
AST#10 (removed) SP 4 near Bldg. 76-200

IRP SITE: SS 14b

IRP DESCRIPTION: AST#10 (removed) SP 4 near Bldg. 76-200

Location	Sample ID	Depth(ft)	Matrix	Analyte	Result	MRL	Units
SB F4	95TCF004SB3.0	2.0-4.0	Soil	1,2,4-Trichlorobenzene	ND	(5.0000)	UG/KG (Dry Weight)
				1,2,4-Trimethylbenzene	ND	(5.0000)	UG/KG (Dry Weight)
				1,2-Dibromo-3-chloropropane	ND	(5.0000)	UG/KG (Dry Weight)
				1,2-Dibromoethane	ND	(5.0000)	UG/KG (Dry Weight)
				1,2-Dichlorobenzene	ND	(5.0000)	UG/KG (Dry Weight)
				1,2-Dichloroethane	ND	(5.0000)	UG/KG (Dry Weight)
				1,2-Dichloropropane	ND	(5.0000)	UG/KG (Dry Weight)
				1,3,5-Trimethylbenzene	ND	(5.0000)	UG/KG (Dry Weight)
				1,3-Dichlorobenzene	ND	(5.0000)	UG/KG (Dry Weight)
				1,3-Dichloropropane	ND	(5.0000)	UG/KG (Dry Weight)
				1,4-Dichlorobenzene	ND	(5.0000)	UG/KG (Dry Weight)
				1-Chlorohexane	ND	(5.0000)	UG/KG (Dry Weight)
				2,2-Dichloropropane	ND	(5.0000)	UG/KG (Dry Weight)
				2-Chlorotoluene	ND	(5.0000)	UG/KG (Dry Weight)
				4-Chlorotoluene	ND	(5.0000)	UG/KG (Dry Weight)
				Benzene	ND	(5.0000)	UG/KG (Dry Weight)
				Bromobenzene	ND	(5.0000)	UG/KG (Dry Weight)
				Bromochloromethane	ND	(5.0000)	UG/KG (Dry Weight)
				Bromodichloromethane	ND	(5.0000)	UG/KG (Dry Weight)
				Bromoform	ND	(5.0000)	UG/KG (Dry Weight)
				Bromomethane	ND	(5.0000)	UG/KG (Dry Weight)
				Carbon tetrachloride	ND	(5.0000)	UG/KG (Dry Weight)
				Chlorobenzene	ND	(5.0000)	UG/KG (Dry Weight)
				Chloroethane	ND	(5.0000)	UG/KG (Dry Weight)
				Chloroform	ND	(5.0000)	UG/KG (Dry Weight)
				Chloromethane	ND	(5.0000)	UG/KG (Dry Weight)
				Dibromochloromethane	ND	(5.0000)	UG/KG (Dry Weight)
				Dibromomethane	ND	(5.0000)	UG/KG (Dry Weight)
				Dichlorodifluoromethane	ND	(5.0000)	UG/KG (Dry Weight)

BI = Datum associated with contaminated trip blank or laboratory method blank.
G = Result affected by non-target hydrocarbons (e.g., diesel influence in GRO analysis).
I = Chromatographic pattern associated with result is not recognized.
J = Estimated value; bias unknown.
M = Result influenced by matrix effects.
ND = Not detected.

TIN CITY LRRS
Analytical Results Summary
AST#10 (removed) SP 4 near Bldg. 76-200

IRP SITE: SS 14b

IRP DESCRIPTION: AST#10 (removed) SP 4 near Bldg. 76-200

Location	Sample ID	Depth(ft)	Matrix	Analyte	Result	MRL	Units
SB F4	95TCF004SB3.0	2.0-4.0	Soil	Ethylbenzene	ND	(5.0000)	UG/KG (Dry Weight)
				Hexachlorobutadiene	ND	(5.0000)	UG/KG (Dry Weight)
				Isopropylbenzene	ND	(5.0000)	UG/KG (Dry Weight)
				Methylene chloride	ND	(5.0000)	UG/KG (Dry Weight)
				Naphthalene	ND	(5.0000)	UG/KG (Dry Weight)
				Styrene	ND	(5.0000)	UG/KG (Dry Weight)
				Tetrachloroethene	ND	(5.0000)	UG/KG (Dry Weight)
				Toluene	ND	(5.0000)	UG/KG (Dry Weight)
				Trichloroethene	ND	(5.0000)	UG/KG (Dry Weight)
				Trichlorofluoromethane	ND	(5.0000)	UG/KG (Dry Weight)
				Vinyl chloride	ND	(5.0000)	UG/KG (Dry Weight)
				Xylenes, total	ND	(5.0000)	UG/KG (Dry Weight)
				cis-1,2-Dichloroethene	ND	(5.0000)	UG/KG (Dry Weight)
				cis-1,3-Dichloropropene	ND	(5.0000)	UG/KG (Dry Weight)
				n-Butylbenzene	ND	(5.0000)	UG/KG (Dry Weight)
				n-Propylbenzene	ND	(5.0000)	UG/KG (Dry Weight)
				p-Isopropyltoluene	ND	(5.0000)	UG/KG (Dry Weight)
				sec-Butylbenzene	ND	(5.0000)	UG/KG (Dry Weight)
				tert-Butylbenzene	ND	(5.0000)	UG/KG (Dry Weight)
				trans-1,2-Dichloroethene	ND	(5.0000)	UG/KG (Dry Weight)
				trans-1,3-Dichloropropene	ND	(5.0000)	UG/KG (Dry Weight)
	95TCF004SB12.0	11.0-12.0		1,1,1,2-Tetrachloroethane	ND	(650.0000)	UG/KG (Dry Weight) M
				1,1,1-Trichloroethane	ND	(650.0000)	UG/KG (Dry Weight) M
				1,1,2,2-Tetrachloroethane	ND	(650.0000)	UG/KG (Dry Weight) M
				1,1,2-Trichloroethane	ND	(650.0000)	UG/KG (Dry Weight) M
				1,1-Dichloroethane	ND	(650.0000)	UG/KG (Dry Weight) M
				1,1-Dichloroethene	ND	(650.0000)	UG/KG (Dry Weight) M
				1,1-Dichloropropene	ND	(650.0000)	UG/KG (Dry Weight) M
				1,2,3-Trichlorobenzene	ND	(650.0000)	UG/KG (Dry Weight) M

BI = Datum associated with contaminated trip blank or laboratory method blank.
 G = Result affected by non-target hydrocarbons (e.g., diesel influence in GRO analysis).
 I = Chromatographic pattern associated with result is not recognized.
 J = Estimated value; bias unknown.
 M = Result influenced by matrix effects.
 ND = Not detected.

TIN CITY LRRS
Analytical Results Summary
AST#10 (removed) SP 4 near Bldg. 76-200

IRP SITE: SS 14b

IRP DESCRIPTION: AST#10 (removed) SP 4 near Bldg. 76-200

Location	Sample ID	Depth(ft)	Matrix	Analyte	Result	MRL	Units
SB F4	95TCF004SB12.0	11.0-12.0	Soil	1,2,3-Trichloropropane	ND	(650.0000)	UG/KG (Dry Weight) M
				1,2,4-Trichlorobenzene	ND	(650.0000)	UG/KG (Dry Weight) M
				1,2,4-Trimethylbenzene	19000.0000	(650.0000)	UG/KG (Dry Weight) M
				1,2-Dibromo-3-chloropropane	ND	(650.0000)	UG/KG (Dry Weight) M
				1,2-Dibromoethane	ND	(650.0000)	UG/KG (Dry Weight) M
				1,2-Dichlorobenzene	ND	(650.0000)	UG/KG (Dry Weight) M
				1,2-Dichloroethane	ND	(650.0000)	UG/KG (Dry Weight) M
				1,2-Dichloropropane	ND	(650.0000)	UG/KG (Dry Weight) M
				1,3,5-Trimethylbenzene	6700.0000	(650.0000)	UG/KG (Dry Weight) M
				1,3-Dichlorobenzene	ND	(650.0000)	UG/KG (Dry Weight) M
				1,3-Dichloropropane	ND	(650.0000)	UG/KG (Dry Weight) M
				1,4-Dichlorobenzene	ND	(650.0000)	UG/KG (Dry Weight) M
				1-Chlorohexane	ND	(650.0000)	UG/KG (Dry Weight) M
				2,2-Dichloropropane	ND	(650.0000)	UG/KG (Dry Weight) M
				2-Chlorotoluene	ND	(650.0000)	UG/KG (Dry Weight) M
				4-Chlorotoluene	ND	(650.0000)	UG/KG (Dry Weight) M
				Benzene	ND	(650.0000)	UG/KG (Dry Weight) M
				Bromobenzene	ND	(650.0000)	UG/KG (Dry Weight) M
				Bromochloromethane	ND	(650.0000)	UG/KG (Dry Weight) M
				Bromodichloromethane	ND	(650.0000)	UG/KG (Dry Weight) M
				Bromoform	ND	(650.0000)	UG/KG (Dry Weight) M
				Bromomethane	ND	(650.0000)	UG/KG (Dry Weight) M
				Carbon tetrachloride	ND	(650.0000)	UG/KG (Dry Weight) M
				Chlorobenzene	ND	(650.0000)	UG/KG (Dry Weight) M
				Chloroethane	ND	(650.0000)	UG/KG (Dry Weight) M
				Chloroform	ND	(650.0000)	UG/KG (Dry Weight) M
				Chloromethane	ND	(650.0000)	UG/KG (Dry Weight) M
				Dibromochloromethane	ND	(650.0000)	UG/KG (Dry Weight) M
				Dibromomethane	ND	(650.0000)	UG/KG (Dry Weight) M

BI = Datum associated with contaminated trip blank or laboratory method blank.
 G = Result affected by non-target hydrocarbons (e.g., diesel influence in GRO analysis).
 I = Chromatographic pattern associated with result is not recognized.
 J = Estimated value; bias unknown.
 M = Result influenced by matrix effects.
 ND = Not detected.

TIN CITY LRRS
Analytical Results Summary
AST#10 (removed) SP 4 near Bldg. 76-200

IRP SITE: SS 14b

IRP DESCRIPTION: AST#10 (removed) SP 4 near Bldg. 76-200

Location	Sample ID	Depth(ft)	Matrix	Analyte	Result	MRL	Units
SB F4	95TCF004SB12.0	11.0-12.0	Soil	Dichlorodifluoromethane	ND	(650.0000)	UG/KG (Dry Weight) M
				Ethylbenzene	ND	(650.0000)	UG/KG (Dry Weight) M
				Hexachlorobutadiene	ND	(650.0000)	UG/KG (Dry Weight) M
				Isopropylbenzene	400.0000	(650.0000)	UG/KG (Dry Weight) M
				Methylene chloride	ND	(650.0000)	UG/KG (Dry Weight) M
				Naphthalene	5800.0000	(650.0000)	UG/KG (Dry Weight) M
				Styrene	ND	(650.0000)	UG/KG (Dry Weight) M
				Tetrachloroethene	ND	(650.0000)	UG/KG (Dry Weight) M
				Toluene	ND	(650.0000)	UG/KG (Dry Weight) M
				Trichloroethene	ND	(650.0000)	UG/KG (Dry Weight) M
				Trichlorofluoromethane	ND	(650.0000)	UG/KG (Dry Weight) M
				Vinyl chloride	ND	(650.0000)	UG/KG (Dry Weight) M
				Xylenes, total	1700.0000	(650.0000)	UG/KG (Dry Weight) M
				cis-1,2-Dichloroethene	ND	(650.0000)	UG/KG (Dry Weight) M
				cis-1,3-Dichloropropene	ND	(650.0000)	UG/KG (Dry Weight) M
				n-Butylbenzene	ND	(650.0000)	UG/KG (Dry Weight) M
				n-Propylbenzene	1200.0000	(650.0000)	UG/KG (Dry Weight) M
				p-Isopropyltoluene	5500.0000	(650.0000)	UG/KG (Dry Weight) M
				sec-Butylbenzene	2700.0000	(650.0000)	UG/KG (Dry Weight) M
				tert-Butylbenzene	ND	(650.0000)	UG/KG (Dry Weight) M
				trans-1,2-Dichloroethene	ND	(650.0000)	UG/KG (Dry Weight) M
				trans-1,3-Dichloropropene	ND	(650.0000)	UG/KG (Dry Weight) M
				1,2,4-Trichlorobenzene	ND	(1400.0000)	UG/KG (Dry Weight) M
				1,2-Dichlorobenzene	ND	(1400.0000)	UG/KG (Dry Weight) M
				1,3-Dichlorobenzene	ND	(1400.0000)	UG/KG (Dry Weight) M
				1,4-Dichlorobenzene	ND	(1400.0000)	UG/KG (Dry Weight) M
				2,2'-oxybis(1-Chloropropane)	ND	(1400.0000)	UG/KG (Dry Weight) M
				2,4,5-Trichlorophenol	ND	(1400.0000)	UG/KG (Dry Weight) M
				2,4,6-Trichlorophenol	ND	(1400.0000)	UG/KG (Dry Weight) M

BI = Datum associated with contaminated trip blank or laboratory method blank. J = Estimated value; bias unknown.

G = Result affected by non-target hydrocarbons (e.g., diesel influence in GRO analysis). M = Result influenced by matrix effects.

I = Chromatographic pattern associated with result is not recognized. ND = Not detected.

TIN CITY LRRS
Analytical Results Summary
AST#10 (removed) SP 4 near Bldg. 76-200

IRP SITE: SS 14b

IRP DESCRIPTION: AST#10 (removed) SP 4 near Bldg. 76-200

Location	Sample ID	Depth(ft)	Matrix	Analyte	Result	MRL	Units
SB F4	95TCF004SB12.0	11.0-12.0	Soil	2,4-Dichlorophenol	ND	(1400.0000)	UG/KG (Dry Weight) M
				2,4-Dimethylphenol	ND	(1400.0000)	UG/KG (Dry Weight) M
				2,4-Dinitrophenol	ND	(6700.0000)	UG/KG (Dry Weight) M
				2,4-Dinitrotoluene	ND	(1400.0000)	UG/KG (Dry Weight) M
				2,6-Dinitrotoluene	ND	(1400.0000)	UG/KG (Dry Weight) M
				2-Chloronaphthalene	ND	(1400.0000)	UG/KG (Dry Weight) M
				2-Chlorophenol	ND	(1400.0000)	UG/KG (Dry Weight) M
				2-Methyl-4,6-dinitrophenol	ND	(6700.0000)	UG/KG (Dry Weight) M
				2-Methylnaphthalene	18000.0000	(1400.0000)	UG/KG (Dry Weight) M
				2-Methylphenol	ND	(1400.0000)	UG/KG (Dry Weight) M
				2-Nitroaniline	ND	(6700.0000)	UG/KG (Dry Weight) M
				2-Nitrophenol	ND	(1400.0000)	UG/KG (Dry Weight) M
				3,3'-Dichlorobenzidine	ND	(2800.0000)	UG/KG (Dry Weight) M
				3-Nitroaniline	ND	(6700.0000)	UG/KG (Dry Weight) M
				4-Bromophenyl phenyl ether	ND	(1400.0000)	UG/KG (Dry Weight) M
				4-Chloro-3-methylphenol	ND	(2800.0000)	UG/KG (Dry Weight) M
				4-Chloroaniline	ND	(2800.0000)	UG/KG (Dry Weight) M
				4-Chlorophenyl phenyl ether	ND	(1400.0000)	UG/KG (Dry Weight) M
				4-Methylphenol	ND	(1400.0000)	UG/KG (Dry Weight) M
				4-Nitroaniline	ND	(6700.0000)	UG/KG (Dry Weight) M
				4-Nitrophenol	ND	(6700.0000)	UG/KG (Dry Weight) M
				Acenaphthene	ND	(1400.0000)	UG/KG (Dry Weight) M
				Acenaphthylene	ND	(1400.0000)	UG/KG (Dry Weight) M
				Anthracene	ND	(1400.0000)	UG/KG (Dry Weight) M
				Benz[a]anthracene	ND	(1400.0000)	UG/KG (Dry Weight) M
				Benzo[a]pyrene	ND	(1400.0000)	UG/KG (Dry Weight) M
				Benzo[b]fluoranthene	ND	(1400.0000)	UG/KG (Dry Weight) M
				Benzo[g,h,i]perylene	ND	(1400.0000)	UG/KG (Dry Weight) M
				Benzo[k]fluoranthene	ND	(1400.0000)	UG/KG (Dry Weight) M

BI = Datum associated with contaminated trip blank or laboratory method blank.
G = Result affected by non-target hydrocarbons (e.g., diesel influence in GRO analysis).
I = Chromatographic pattern associated with result; is not recognized.
J = Estimated value; bias unknown.
M = Result influenced by matrix effects.
ND = Not detected.

TIN CITY LRRS
Analytical Results Summary
AST#10 (removed) SP 4 near Bldg. 76-200

IRP SITE: SS 14b

IRP DESCRIPTION: AST#10 (removed) SP 4 near Bldg. 76-200

Location	Sample ID	Depth(ft)	Matrix	Analyte	Result	MRL	Units
SB F4	95TCF004SB12.0	11.0-12.0	Soil	Benzoic acid	ND	(6700.0000)	UG/KG (Dry Weight) M
				Benzyl alcohol	ND	(2800.0000)	UG/KG (Dry Weight) M
				Benzyl butyl phthalate	ND	(1400.0000)	UG/KG (Dry Weight) M
				Chrysene	ND	(1400.0000)	UG/KG (Dry Weight) M
				Di-n-butyl phthalate	ND	(1400.0000)	UG/KG (Dry Weight) M
				Di-n-octyl phthalate	ND	(1400.0000)	UG/KG (Dry Weight) M
				Dibenz[a,h]anthracene	ND	(1400.0000)	UG/KG (Dry Weight) M
				Dibenzofuran	ND	(1400.0000)	UG/KG (Dry Weight) M
				Diethyl phthalate	ND	(1400.0000)	UG/KG (Dry Weight) M
				Dimethyl phthalate	ND	(1400.0000)	UG/KG (Dry Weight) M
				Fluoranthene	ND	(1400.0000)	UG/KG (Dry Weight) M
				Fluorene	ND	(1400.0000)	UG/KG (Dry Weight) M
				Hexachlorobenzene	ND	(1400.0000)	UG/KG (Dry Weight) M
				Hexachlorobutadiene	ND	(1400.0000)	UG/KG (Dry Weight) M
				Hexachlorocyclopentadiene	ND	(1400.0000)	UG/KG (Dry Weight) M
				Hexachloroethane	ND	(1400.0000)	UG/KG (Dry Weight) M
				Indeno[1,2,3-cd]pyrene	ND	(1400.0000)	UG/KG (Dry Weight) M
				Isophorone	ND	(1400.0000)	UG/KG (Dry Weight) M
				N-Nitrosodi-n-propylamine	ND	(1400.0000)	UG/KG (Dry Weight) M
				N-Nitrosodiphenylamine	ND	(1400.0000)	UG/KG (Dry Weight) M
				Naphthalene	ND	(1400.0000)	UG/KG (Dry Weight) M
				Nitrobenzene	ND	(1400.0000)	UG/KG (Dry Weight) M
				Pentachlorophenol	ND	(6700.0000)	UG/KG (Dry Weight) M
				Phenanthrene	ND	(1400.0000)	UG/KG (Dry Weight) M
				Phenol	ND	(1400.0000)	UG/KG (Dry Weight) M
				Pyrene	ND	(1400.0000)	UG/KG (Dry Weight) M
				bis(2-Chloroethoxy)methane	ND	(1400.0000)	UG/KG (Dry Weight) M
				bis(2-Chloroethyl) ether	ND	(1400.0000)	UG/KG (Dry Weight) M
				bis(2-Ethylhexyl) phthalate	ND	(1400.0000)	UG/KG (Dry Weight) M

BI = Datum associated with contaminated trip blank or laboratory method blank.
 G = Result affected by non-target hydrocarbons (e.g., diesel influence in GRO analysis).
 I = Chromatographic pattern associated with result is not recognized.
 J = Estimated value; bias unknown.
 M = Result influenced by matrix effects.
 ND = Not detected.

TIN CITY LRRS
Analytical Results Summary
Stained soils from spill/leak #3 at lower tram (not including AST)

IRP SITE: SS 13a

IRP DESCRIPTION: Stained soils from spill/leak #3 at lower tram (not including AST)

Location	Sample ID	Depth(ft)	Matrix	Analyte	Result	MRL	Units
SB G1	95TCG001SB1.0	0.5-1.0	Soil	TPH, diesel-range	2900.0000	(420.0000)	MG/KG (Dry Weight)
				TPH, residual-range	580.0000	(53.0000)	MG/KG (Dry Weight)
				TPH, gasoline-range	ND	(5300.0000)	UG/KG (Dry Weight)
	95TCG001SB01			Organic Vapors	576.0000	(1.0000)	Meter Units
	95TCG001SB1.0			1,1,1,2-Tetrachloroethane	ND	(5.0000)	UG/KG (Dry Weight)
				1,1,1-Trichloroethane	ND	(5.0000)	UG/KG (Dry Weight)
				1,1,2,2-Tetrachloroethane	ND	(5.0000)	UG/KG (Dry Weight)
				1,1,2-Trichloroethane	ND	(5.0000)	UG/KG (Dry Weight)
				1,1-Dichloroethane	ND	(5.0000)	UG/KG (Dry Weight)
				1,1-Dichloroethene	ND	(5.0000)	UG/KG (Dry Weight)
				1,1-Dichloropropene	ND	(5.0000)	UG/KG (Dry Weight)
				1,2,3-Trichlorobenzene	ND	(5.0000)	UG/KG (Dry Weight)
				1,2,3-Trichloropropane	ND	(5.0000)	UG/KG (Dry Weight)
				1,2,4-Trichlorobenzene	ND	(5.0000)	UG/KG (Dry Weight)
				1,2,4-Trimethylbenzene	ND	(5.0000)	UG/KG (Dry Weight)
				1,2-Dibromo-3-chloropropane	ND	(5.0000)	UG/KG (Dry Weight)
				1,2-Dibromoethane	ND	(5.0000)	UG/KG (Dry Weight)
				1,2-Dichlorobenzene	ND	(5.0000)	UG/KG (Dry Weight)
				1,2-Dichloroethane	ND	(5.0000)	UG/KG (Dry Weight)
				1,2-Dichloropropane	ND	(5.0000)	UG/KG (Dry Weight)
				1,3,5-Trimethylbenzene	10.0000	(5.0000)	UG/KG (Dry Weight) J
				1,3-Dichlorobenzene	ND	(5.0000)	UG/KG (Dry Weight)
				1,3-Dichloropropane	ND	(5.0000)	UG/KG (Dry Weight)
				1,4-Dichlorobenzene	ND	(5.0000)	UG/KG (Dry Weight)
				1-Chlorohexane	ND	(5.0000)	UG/KG (Dry Weight)
				2,2-Dichloropropane	ND	(5.0000)	UG/KG (Dry Weight)
				2-Chlorotoluene	ND	(5.0000)	UG/KG (Dry Weight)
				4-Chlorotoluene	ND	(5.0000)	UG/KG (Dry Weight)
				Benzene	ND	(5.0000)	UG/KG (Dry Weight)

BI = Datum associated with contaminated trip blank or laboratory method blank.
G = Result affected by non-target hydrocarbons (e.g., diesel influence in GRO analysis).
I = Chromatographic pattern associated with result is not recognized.
J = Estimated value; bias unknown.
M = Result influenced by matrix effects.
ND = Not detected.

TIN CITY LRRS
Analytical Results Summary
Stained soils from spill/leak #3 at lower tram (not including AST)

IRP SITE: SS 13a

IRP DESCRIPTION: Stained soils from spill/leak #3 at lower tram (not including AST)

Location	Sample ID	Depth(ft)	Matrix	Analyte	Result	MRL	Units
SB G1	95TCG001SB1.0	0.5-1.0	Soil	Bromobenzene	ND	(5.0000)	UG/KG (Dry Weight)
				Bromochloromethane	ND	(5.0000)	UG/KG (Dry Weight)
				Bromodichloromethane	ND	(5.0000)	UG/KG (Dry Weight)
				Bromoform	ND	(5.0000)	UG/KG (Dry Weight)
				Bromomethane	ND	(5.0000)	UG/KG (Dry Weight)
				Carbon tetrachloride	ND	(5.0000)	UG/KG (Dry Weight)
				Chlorobenzene	ND	(5.0000)	UG/KG (Dry Weight)
				Chloroethane	ND	(5.0000)	UG/KG (Dry Weight)
				Chloroform	ND	(5.0000)	UG/KG (Dry Weight)
				Chloromethane	ND	(5.0000)	UG/KG (Dry Weight)
				Dibromochloromethane	ND	(5.0000)	UG/KG (Dry Weight)
				Dibromomethane	ND	(5.0000)	UG/KG (Dry Weight)
				Dichlorodifluoromethane	ND	(5.0000)	UG/KG (Dry Weight)
				Ethylbenzene	ND	(5.0000)	UG/KG (Dry Weight)
				Hexachlorobutadiene	ND	(5.0000)	UG/KG (Dry Weight)
				Isopropylbenzene	ND	(5.0000)	UG/KG (Dry Weight)
				Methylene chloride	ND	(5.0000)	UG/KG (Dry Weight)
				Naphthalene	ND	(5.0000)	UG/KG (Dry Weight)
				Styrene	ND	(5.0000)	UG/KG (Dry Weight)
				Tetrachloroethene	ND	(5.0000)	UG/KG (Dry Weight)
				Toluene	ND	(5.0000)	UG/KG (Dry Weight)
				Trichloroethene	ND	(5.0000)	UG/KG (Dry Weight)
				Trichlorofluoromethane	ND	(5.0000)	UG/KG (Dry Weight)
				Vinyl chloride	ND	(5.0000)	UG/KG (Dry Weight)
				Xylenes, total	ND	(5.0000)	UG/KG (Dry Weight)
				cis-1,2-Dichloroethene	ND	(5.0000)	UG/KG (Dry Weight)
				cis-1,3-Dichloropropene	ND	(5.0000)	UG/KG (Dry Weight)
				n-Butylbenzene	ND	(5.0000)	UG/KG (Dry Weight)
				n-Propylbenzene	ND	(5.0000)	UG/KG (Dry Weight)

BI = Datum associated with contaminated trip blank or laboratory method blank.
G = Result affected by non-target hydrocarbons (e.g., diesel influence in GRO analysis).
I = Chromatographic pattern associated with result is not recognized.
J = Estimated value; bias unknown.
M = Result influenced by matrix effects.
ND = Not detected.

TIN CITY LRRS
Analytical Results Summary
Stained soils from spill/leak #3 at lower tram (not including AST)

IRP SITE: SS 13a

IRP DESCRIPTION: Stained soils from spill/leak #3 at lower tram (not including AST)

Location	Sample ID	Depth(ft)	Matrix	Analyte	Result	MRL	Units
SB G1	95TCG001SB1.0	0.5-1.0	Soil	p-Isopropyltoluene	ND	(5.0000)	UG/KG (Dry Weight)
				sec-Butylbenzene	ND	(5.0000)	UG/KG (Dry Weight)
				tert-Butylbenzene	ND	(5.0000)	UG/KG (Dry Weight)
				trans-1,2-Dichloroethene	ND	(5.0000)	UG/KG (Dry Weight)
				trans-1,3-Dichloropropene	ND	(5.0000)	UG/KG (Dry Weight)
				1,2,4-Trichlorobenzene	ND	(350.0000)	UG/KG (Dry Weight)
				1,2-Dichlorobenzene	ND	(350.0000)	UG/KG (Dry Weight)
				1,3-Dichlorobenzene	ND	(350.0000)	UG/KG (Dry Weight)
				1,4-Dichlorobenzene	ND	(350.0000)	UG/KG (Dry Weight)
				2,2'-oxybis(1-Chloropropane)	ND	(350.0000)	UG/KG (Dry Weight)
				2,4,5-Trichlorophenol	ND	(350.0000)	UG/KG (Dry Weight)
				2,4,6-Trichlorophenol	ND	(350.0000)	UG/KG (Dry Weight)
				2,4-Dichlorophenol	ND	(350.0000)	UG/KG (Dry Weight)
				2,4-Dimethylphenol	ND	(350.0000)	UG/KG (Dry Weight)
				2,4-Dinitrophenol	ND	(1700.0000)	UG/KG (Dry Weight)
				2,4-Dinitrotoluene	ND	(350.0000)	UG/KG (Dry Weight)
				2,6-Dinitrotoluene	ND	(350.0000)	UG/KG (Dry Weight)
				2-Chloronaphthalene	ND	(350.0000)	UG/KG (Dry Weight)
				2-Chlorophenol	ND	(350.0000)	UG/KG (Dry Weight)
				2-Methyl-4,6-dinitrophenol	ND	(1700.0000)	UG/KG (Dry Weight)
				2-Methylnaphthalene	ND	(350.0000)	UG/KG (Dry Weight)
				2-Methylphenol	ND	(350.0000)	UG/KG (Dry Weight)
				2-Nitroaniline	ND	(1700.0000)	UG/KG (Dry Weight)
				2-Nitrophenol	ND	(350.0000)	UG/KG (Dry Weight)
				3,3'-Dichlorobenzidine	ND	(700.0000)	UG/KG (Dry Weight)
				3-Nitroaniline	ND	(1700.0000)	UG/KG (Dry Weight)
				4-Bromophenyl phenyl ether	ND	(350.0000)	UG/KG (Dry Weight)
				4-Chloro-3-methylphenol	ND	(700.0000)	UG/KG (Dry Weight)
				4-Chloroaniline	ND	(700.0000)	UG/KG (Dry Weight)

BI = Datum associated with contaminated trip blank or laboratory method blank.
G = Result affected by non-target hydrocarbons (e.g., diesel influence in GRO analysis).
I = Chromatographic pattern associated with result is not recognized.
J = Estimated value; bias unknown.
M = Result influenced by matrix effects.
ND = Not detected.

TIN CITY LRRS

Analytical Results Summary

Stained soils from spill/leak #3 at lower tram (not including AST)

IRP SITE: SS 13a

IRP DESCRIPTION: Stained soils from spill/leak #3 at lower tram (not including AST)

Location	Sample ID	Depth(ft)	Matrix	Analyte	Result	MRL	Units
SB G1	95TCG001SB1.0	0.5-1.0	Soil	4-Chlorophenyl phenyl ether	ND	(350.0000)	UG/KG (Dry Weight)
				4-Methylphenol	ND	(350.0000)	UG/KG (Dry Weight)
				4-Nitroaniline	ND	(1700.0000)	UG/KG (Dry Weight)
				4-Nitrophenol	ND	(1700.0000)	UG/KG (Dry Weight)
				Acenaphthene	ND	(350.0000)	UG/KG (Dry Weight)
				Acenaphthylene	ND	(350.0000)	UG/KG (Dry Weight)
				Anthracene	ND	(350.0000)	UG/KG (Dry Weight)
				Benz[a]anthracene	ND	(350.0000)	UG/KG (Dry Weight)
				Benzo[a]pyrene	ND	(350.0000)	UG/KG (Dry Weight)
				Benzo[b]fluoranthene	110.0000	(350.0000)	UG/KG (Dry Weight)
				Benzo[g,h,i]perylene	ND	(350.0000)	UG/KG (Dry Weight)
				Benzo[k]fluoranthene	ND	(350.0000)	UG/KG (Dry Weight)
				Benzoic acid	ND	(1700.0000)	UG/KG (Dry Weight)
				Benzyl alcohol	ND	(700.0000)	UG/KG (Dry Weight)
				Benzyl butyl phthalate	ND	(350.0000)	UG/KG (Dry Weight)
				Chrysene	110.0000	(350.0000)	UG/KG (Dry Weight)
				Di-n-butyl phthalate	ND	(350.0000)	UG/KG (Dry Weight)
				Di-n-octyl phthalate	ND	(350.0000)	UG/KG (Dry Weight)
				Dibenz[a,h]anthracene	ND	(350.0000)	UG/KG (Dry Weight)
				Dibenzofuran	ND	(350.0000)	UG/KG (Dry Weight)
				Diethyl phthalate	ND	(350.0000)	UG/KG (Dry Weight)
				Dimethyl phthalate	ND	(350.0000)	UG/KG (Dry Weight)
				Fluoranthene	ND	(350.0000)	UG/KG (Dry Weight)
				Fluorene	ND	(350.0000)	UG/KG (Dry Weight)
				Hexachlorobenzene	ND	(350.0000)	UG/KG (Dry Weight)
				Hexachlorobutadiene	ND	(350.0000)	UG/KG (Dry Weight)
				Hexachlorocyclopentadiene	ND	(350.0000)	UG/KG (Dry Weight)
				Hexachloroethane	ND	(350.0000)	UG/KG (Dry Weight)
				Indeno[1,2,3-cd]pyrene	ND	(350.0000)	UG/KG (Dry Weight)

BI = Datum associated with contaminated trip blank or laboratory method blank.

G = Result affected by non-target hydrocarbons (e.g., diesel influence in GRO analysis).

I = Chromatographic pattern associated with result is not recognized.

J = Estimated value; bias unknown.

M = Result influenced by matrix effects.

ND = Not detected.

TIN CITY LRRS

Analytical Results Summary

Stained soils from spill/leak #3 at lower tram (not including AST)

IRP SITE: SS 13a

IRP DESCRIPTION: Stained soils from spill/leak #3 at lower tram (not including AST)

Location	Sample ID	Depth(ft)	Matrix	Analyte	Result	MRL	Units
SB G1	95TCG001SB1.0	0.5-1.0	Soil	Isophorone	ND	(350.0000)	UG/KG (Dry Weight)
				N-Nitrosodi-n-propylamine	ND	(350.0000)	UG/KG (Dry Weight)
				N-Nitrosodiphenylamine	ND	(350.0000)	UG/KG (Dry Weight)
				Naphthalene	ND	(350.0000)	UG/KG (Dry Weight)
				Nitrobenzene	ND	(350.0000)	UG/KG (Dry Weight)
				Pentachlorophenol	ND	(1700.0000)	UG/KG (Dry Weight)
				Phenanthrene	ND	(350.0000)	UG/KG (Dry Weight)
				Phenol	ND	(350.0000)	UG/KG (Dry Weight)
				Pyrene	130.0000	(350.0000)	UG/KG (Dry Weight)
				bis(2-Chloroethoxy)methane	ND	(350.0000)	UG/KG (Dry Weight)
				bis(2-Chloroethyl) ether	ND	(350.0000)	UG/KG (Dry Weight)
				bis(2-Ethylhexyl) phthalate	1900.0000	(350.0000)	UG/KG (Dry Weight)
SB G2	95TCG002SB01.5	0.5-2.5	Soil	TPH, diesel-range	3200.0000	(440.0000)	MG/KG (Dry Weight)
				TPH, residual-range	320.0000	(56.0000)	MG/KG (Dry Weight)
				TPH, gasoline-range	35000.0000	(5600.0000)	UG/KG (Dry Weight)
				Organic Vapors	306.0000	(1.0000)	Meter Units
				Arsenic	2.1000	(0.1000)	MG/KG (Dry Weight)
				Barium	22.7000	(1.7000)	MG/KG (Dry Weight)
				Cadmium	0.8000	(0.1000)	MG/KG (Dry Weight)
				Chromium	6.6000	(0.2100)	MG/KG (Dry Weight)
				Lead	6.8000	(0.1000)	MG/KG (Dry Weight)
				Selenium	0.2500	(0.2100)	MG/KG (Dry Weight) M
				Silver	ND	(0.3100)	MG/KG (Dry Weight)
				Mercury	ND	(0.0500)	MG/KG (Dry Weight)
				1,1,1,2-Tetrachloroethane	ND	(28.0000)	UG/KG (Dry Weight)
				1,1,1-Trichloroethane	ND	(28.0000)	UG/KG (Dry Weight)
				1,1,2,2-Tetrachloroethane	ND	(28.0000)	UG/KG (Dry Weight)
				1,1,2-Trichloroethane	ND	(28.0000)	UG/KG (Dry Weight)
				1,1-Dichloroethane	ND	(28.0000)	UG/KG (Dry Weight)

BI = Datum associated with contaminated trip blank or laboratory method blank.
 G = Result affected by non-target hydrocarbons (e.g., diesel influence in GRO analysis).
 I = Chromatographic pattern associated with result is not recognized.
 J = Estimated value; bias unknown.
 M = Result influenced by matrix effects.
 ND = Not detected.

TIN CITY LRSS

Analytical Results Summary

Stained soils from spill/leak #3 at lower tram (not including AST)

IRP SITE: SS 13a

IRP DESCRIPTION: Stained soils from spill/leak #3 at lower tram (not including AST)

Location	Sample ID	Depth(ft)	Matrix	Analyte	Result	MRL	Units
SB G2	95TCG002SB01.5	0.5-2.5	Soil	1,1-Dichloroethene	ND	(28.0000)	UG/KG (Dry Weight)
				1,1-Dichloropropene	ND	(28.0000)	UG/KG (Dry Weight)
				1,2,3-Trichlorobenzene	ND	(28.0000)	UG/KG (Dry Weight)
				1,2,3-Trichloropropane	ND	(28.0000)	UG/KG (Dry Weight)
				1,2,4-Trichlorobenzene	ND	(28.0000)	UG/KG (Dry Weight)
				1,2,4-Trimethylbenzene	ND	(28.0000)	UG/KG (Dry Weight)
				1,2-Dibromo-3-chloropropane	ND	(28.0000)	UG/KG (Dry Weight)
				1,2-Dibromoethane	ND	(28.0000)	UG/KG (Dry Weight)
				1,2-Dichlorobenzene	ND	(28.0000)	UG/KG (Dry Weight)
				1,2-Dichloroethane	ND	(28.0000)	UG/KG (Dry Weight)
				1,2-Dichloropropane	ND	(28.0000)	UG/KG (Dry Weight)
				1,3,5-Trimethylbenzene	32.0000	(28.0000)	UG/KG (Dry Weight) J
				1,3-Dichlorobenzene	ND	(28.0000)	UG/KG (Dry Weight)
				1,3-Dichloropropane	ND	(28.0000)	UG/KG (Dry Weight)
				1,4-Dichlorobenzene	ND	(28.0000)	UG/KG (Dry Weight)
				1-Chlorohexane	ND	(28.0000)	UG/KG (Dry Weight)
				2,2-Dichloropropane	ND	(28.0000)	UG/KG (Dry Weight)
				2-Chlorotoluene	ND	(28.0000)	UG/KG (Dry Weight)
				4-Chlorotoluene	ND	(28.0000)	UG/KG (Dry Weight)
				Benzene	ND	(28.0000)	UG/KG (Dry Weight)
				Bromobenzene	ND	(28.0000)	UG/KG (Dry Weight)
				Bromochloromethane	ND	(28.0000)	UG/KG (Dry Weight)
				Bromodichloromethane	ND	(28.0000)	UG/KG (Dry Weight)
				Bromoform	ND	(28.0000)	UG/KG (Dry Weight)
				Bromomethane	ND	(28.0000)	UG/KG (Dry Weight)
				Carbon tetrachloride	ND	(28.0000)	UG/KG (Dry Weight)
				Chlorobenzene	ND	(28.0000)	UG/KG (Dry Weight)
				Chloroethane	ND	(28.0000)	UG/KG (Dry Weight)
				Chloroform	ND	(28.0000)	UG/KG (Dry Weight)

BI = Datum associated with contaminated trip blank or laboratory method blank.

G = Result affected by non-target hydrocarbons (e.g., diesel influence in GRO analysis).

I = Chromatographic pattern associated with result is not recognized.

J = Estimated value; bias unknown.

M = Result influenced by matrix effects.

ND = Not detected.

TIN CITY LRRS
Analytical Results Summary
Stained soils from spill/leak #3 at lower tram (not including AST)

IRP SITE: SS 13a

IRP DESCRIPTION: Stained soils from spill/leak #3 at lower tram (not including AST)

Location	Sample ID	Depth(ft)	Matrix	Analyte	Result	MRL	Units
SB G2	95TCG002SB01.5	0.5-2.5	Soil	Chloromethane	ND	(28.0000)	UG/KG (Dry Weight)
				Dibromochloromethane	ND	(28.0000)	UG/KG (Dry Weight)
				Dibromomethane	ND	(28.0000)	UG/KG (Dry Weight)
				Dichlorodifluoromethane	ND	(28.0000)	UG/KG (Dry Weight)
				Ethylbenzene	ND	(28.0000)	UG/KG (Dry Weight)
				Hexachlorobutadiene	ND	(28.0000)	UG/KG (Dry Weight)
				Isopropylbenzene	ND	(28.0000)	UG/KG (Dry Weight)
				Methylene chloride	ND	(28.0000)	UG/KG (Dry Weight)
				Naphthalene	ND	(28.0000)	UG/KG (Dry Weight)
				Styrene	ND	(28.0000)	UG/KG (Dry Weight)
				Tetrachloroethene	690.0000	(28.0000)	UG/KG (Dry Weight) J
				Toluene	ND	(28.0000)	UG/KG (Dry Weight)
				Trichloroethene	ND	(28.0000)	UG/KG (Dry Weight)
				Trichlorofluoromethane	ND	(28.0000)	UG/KG (Dry Weight)
				Vinyl chloride	ND	(28.0000)	UG/KG (Dry Weight)
				Xylenes, total	ND	(28.0000)	UG/KG (Dry Weight)
				cis-1,2-Dichloroethene	ND	(28.0000)	UG/KG (Dry Weight)
				cis-1,3-Dichloropropene	ND	(28.0000)	UG/KG (Dry Weight)
				n-Butylbenzene	ND	(28.0000)	UG/KG (Dry Weight)
				n-Propylbenzene	ND	(28.0000)	UG/KG (Dry Weight)
				p-Isopropyltoluene	ND	(28.0000)	UG/KG (Dry Weight)
				sec-Butylbenzene	ND	(28.0000)	UG/KG (Dry Weight)
				tert-Butylbenzene	ND	(28.0000)	UG/KG (Dry Weight)
				trans-1,2-Dichloroethene	ND	(28.0000)	UG/KG (Dry Weight)
				trans-1,3-Dichloropropene	ND	(28.0000)	UG/KG (Dry Weight)
				1,2,4-Trichlorobenzene	ND	(370.0000)	UG/KG (Dry Weight) M
				1,2-Dichlorobenzene	ND	(370.0000)	UG/KG (Dry Weight) M
				1,3-Dichlorobenzene	ND	(370.0000)	UG/KG (Dry Weight) M
				1,4-Dichlorobenzene	ND	(370.0000)	UG/KG (Dry Weight) M

BI = Datum associated with contaminated trip blank or laboratory method blank.
G = Result affected by non-target hydrocarbons (e.g., diesel influence in GRO analysis).
I = Chromatographic pattern associated with result is not recognized.
J = Estimated value; bias unknown.
M = Result influenced by matrix effects.
ND = Not detected.

TIN CITY LRRS

Analytical Results Summary

Stained soils from spill/leak #3 at lower tram (not including AST)

IRP SITE: SS 13a

IRP DESCRIPTION: Stained soils from spill/leak #3 at lower tram (not including AST)

Location	Sample ID	Depth(ft)	Matrix	Analyte	Result	MRL	Units
SB G2	95TCG002SB01.5	0.5-2.5	Soil	2,2'-oxybis(1-Chloropropane)	ND	(370.0000)	UG/KG (Dry Weight) M
				2,4,5-Trichlorophenol	ND	(370.0000)	UG/KG (Dry Weight) M
				2,4,6-Trichlorophenol	ND	(370.0000)	UG/KG (Dry Weight) M
				2,4-Dichlorophenol	ND	(370.0000)	UG/KG (Dry Weight) M
				2,4-Dimethylphenol	ND	(370.0000)	UG/KG (Dry Weight) M
				2,4-Dinitrophenol	ND	(1800.0000)	UG/KG (Dry Weight) M
				2,4-Dinitrotoluene	ND	(370.0000)	UG/KG (Dry Weight) M
				2,6-Dinitrotoluene	ND	(370.0000)	UG/KG (Dry Weight) M
				2-Chloronaphthalene	ND	(370.0000)	UG/KG (Dry Weight) M
				2-Chlorophenol	ND	(370.0000)	UG/KG (Dry Weight) M
				2-Methyl-4,6-dinitrophenol	ND	(1800.0000)	UG/KG (Dry Weight) M
				2-Methylnaphthalene	ND	(370.0000)	UG/KG (Dry Weight) M
				2-Methylphenol	ND	(370.0000)	UG/KG (Dry Weight) M
				2-Nitroaniline	ND	(1800.0000)	UG/KG (Dry Weight) M
				2-Nitrophenol	ND	(370.0000)	UG/KG (Dry Weight) M
				3,3'-Dichlorobenzidine	ND	(730.0000)	UG/KG (Dry Weight) M
				3-Nitroaniline	ND	(1800.0000)	UG/KG (Dry Weight) M
				4-Bromophenyl phenyl ether	ND	(370.0000)	UG/KG (Dry Weight) M
				4-Chloro-3-methylphenol	ND	(730.0000)	UG/KG (Dry Weight) M
				4-Chloroaniline	ND	(730.0000)	UG/KG (Dry Weight) M
				4-Chlorophenyl phenyl ether	ND	(370.0000)	UG/KG (Dry Weight) M
				4-Methylphenol	ND	(370.0000)	UG/KG (Dry Weight) M
				4-Nitroaniline	ND	(1800.0000)	UG/KG (Dry Weight) M
				4-Nitrophenol	ND	(1800.0000)	UG/KG (Dry Weight) M
				Acenaphthene	ND	(370.0000)	UG/KG (Dry Weight) M
				Acenaphthylene	ND	(370.0000)	UG/KG (Dry Weight) M
				Anthracene	ND	(370.0000)	UG/KG (Dry Weight) M
				Benz[a]anthracene	ND	(370.0000)	UG/KG (Dry Weight) M
				Benzo[a]pyrene	ND	(370.0000)	UG/KG (Dry Weight) M

BI = Datum associated with contaminated trip blank or laboratory method blank.
 G = Result affected by non-target hydrocarbons (e.g., diesel influence in GRO analysis).
 I = Chromatographic pattern associated with result is not recognized.
 J = Estimated value; bias unknown.
 M = Result influenced by matrix effects.
 ND = Not detected.

TIN CITY LRRS

Analytical Results Summary

Stained soils from spill/leak #3 at lower tram (not including AST)

IRP SITE: SS 13a

IRP DESCRIPTION: Stained soils from spill/leak #3 at lower tram (not including AST)

Location	Sample ID	Depth(ft)	Matrix	Analyte	Result	MRL	Units
SB G2	95TCG002SB01.5	0.5-2.5	Soil	Benzo[b]fluoranthene	ND	(370.0000)	UG/KG (Dry Weight) M
				Benzo[g,h,i]perylene	ND	(370.0000)	UG/KG (Dry Weight) M
				Benzo[k]fluoranthene	ND	(370.0000)	UG/KG (Dry Weight) M
				Benzoic acid	ND	(1800.0000)	UG/KG (Dry Weight) M
				Benzyl alcohol	ND	(730.0000)	UG/KG (Dry Weight) M
				Benzyl butyl phthalate	ND	(370.0000)	UG/KG (Dry Weight) M
				Chrysene	ND	(370.0000)	UG/KG (Dry Weight) M
				Di-n-butyl phthalate	ND	(370.0000)	UG/KG (Dry Weight) M
				Di-n-octyl phthalate	ND	(370.0000)	UG/KG (Dry Weight) M
				Dibenz[a,h]anthracene	ND	(370.0000)	UG/KG (Dry Weight) M
				Dibenzofuran	ND	(370.0000)	UG/KG (Dry Weight) M
				Diethyl phthalate	ND	(370.0000)	UG/KG (Dry Weight) M
				Dimethyl phthalate	ND	(370.0000)	UG/KG (Dry Weight) M
				Fluoranthene	ND	(370.0000)	UG/KG (Dry Weight) M
				Fluorene	ND	(370.0000)	UG/KG (Dry Weight) M
				Hexachlorobenzene	ND	(370.0000)	UG/KG (Dry Weight) M
				Hexachlorobutadiene	ND	(370.0000)	UG/KG (Dry Weight) M
				Hexachlorocyclopentadiene	ND	(370.0000)	UG/KG (Dry Weight) M
				Hexachloroethane	ND	(370.0000)	UG/KG (Dry Weight) M
				Indeno[1,2,3-cd]pyrene	ND	(370.0000)	UG/KG (Dry Weight) M
				Isophorone	ND	(370.0000)	UG/KG (Dry Weight) M
				N-Nitrosodi-n-propylamine	ND	(370.0000)	UG/KG (Dry Weight) M
				N-Nitrosodiphenylamine	ND	(370.0000)	UG/KG (Dry Weight) M
				Naphthalene	ND	(370.0000)	UG/KG (Dry Weight) M
				Nitrobenzene	ND	(370.0000)	UG/KG (Dry Weight) M
				Pentachlorophenol	ND	(1800.0000)	UG/KG (Dry Weight) M
				Phenanthrene	ND	(370.0000)	UG/KG (Dry Weight) M
				Phenol	ND	(370.0000)	UG/KG (Dry Weight) M
				Pyrene	ND	(370.0000)	UG/KG (Dry Weight) M

BI = Datum associated with contaminated trip blank or laboratory method blank.
 G = Result affected by non-target hydrocarbons (e.g., diesel influence in GRO analysis).
 I = Chromatographic pattern associated with result is not recognized.
 J = Estimated value; bias unknown.
 M = Result influenced by matrix effects.
 ND = Not detected.

TIN CITY LRRS

Analytical Results Summary

Stained soils from spill/leak #3 at lower tram (not including AST)

IRP SITE: SS 13a

IRP DESCRIPTION: Stained soils from spill/leak #3 at lower tram (not including AST)

Location	Sample ID	Depth(ft)	Matrix	Analyte	Result	MRL	Units
SB G2	95TCG002SB01.5	0.5-2.5	Soil	bis(2-Chloroethoxy)methane	ND	(370.0000)	UG/KG (Dry Weight) M
				bis(2-Chloroethyl) ether	ND	(370.0000)	UG/KG (Dry Weight) M
				bis(2-Ethylhexyl) phthalate	ND	(370.0000)	UG/KG (Dry Weight) M
SB G3	95TCG003SB2.0	1.0-3.0	Soil	TPH, diesel-range	2700.0000	(440.0000)	MG/KG (Dry Weight)
				TPH, residual-range	140.0000	(55.0000)	MG/KG (Dry Weight)
				TPH, gasoline-range	75000.0000	(5500.0000)	UG/KG (Dry Weight) G
				Organic Vapors	489.0000	(1.0000)	Meter Units
				Arsenic	3.3000	(0.1000)	MG/KG (Dry Weight)
				Barium	47.5000	(1.8000)	MG/KG (Dry Weight)
				Cadmium	0.6900	(0.1000)	MG/KG (Dry Weight)
				Chromium	12.1000	(0.2100)	MG/KG (Dry Weight)
				Lead	6.6000	(0.1000)	MG/KG (Dry Weight)
				Selenium	0.6700	(0.2100)	MG/KG (Dry Weight) M
				Silver	ND	(0.3100)	MG/KG (Dry Weight)
				Mercury	ND	(0.0500)	MG/KG (Dry Weight)
				Benzene	ND	(1.1000)	UG/KG (Dry Weight)
				Ethylbenzene	16.0000	(1.1000)	UG/KG (Dry Weight)
				Toluene	ND	(1.1000)	UG/KG (Dry Weight)
				m-Xylene + p-Xylene	ND	(1.1000)	UG/KG (Dry Weight)
				o-Xylene	6.7000	(1.1000)	UG/KG (Dry Weight)
				1,1,1,2-Tetrachloroethane	ND	(27.0000)	UG/KG (Dry Weight)
				1,1,1-Trichloroethane	ND	(27.0000)	UG/KG (Dry Weight)
				1,1,2,2-Tetrachloroethane	ND	(27.0000)	UG/KG (Dry Weight)
				1,1,2-Trichloroethane	ND	(27.0000)	UG/KG (Dry Weight)
				1,1-Dichloroethane	ND	(27.0000)	UG/KG (Dry Weight)
				1,1-Dichloroethene	ND	(27.0000)	UG/KG (Dry Weight)
				1,1-Dichloropropene	ND	(27.0000)	UG/KG (Dry Weight)
				1,2,3-Trichlorobenzene	ND	(27.0000)	UG/KG (Dry Weight)
				1,2,3-Trichloropropane	ND	(27.0000)	UG/KG (Dry Weight)

BI = Datum associated with contaminated trip blank or laboratory method blank.
 G = Result affected by non-target hydrocarbons (e.g., diesel influence in GRO analysis).
 I = Chromatographic pattern associated with result is not recognized.
 J = Estimated value; bias unknown.
 M = Result influenced by matrix effects.
 ND = Not detected.

TIN CITY LRRS

Analytical Results Summary

Stained soils from spill/leak #3 at lower tram (not including AST)

IRP SITE: SS 13a

IRP DESCRIPTION: Stained soils from spill/leak #3 at lower tram (not including AST)

Location	Sample ID	Depth(ft)	Matrix	Analyte	Result	MRL	Units
SB G3	95TCG003SB2.0	1.0-3.0	Soil	1,2,4-Trichlorobenzene	ND	(27.0000)	UG/KG (Dry Weight)
				1,2,4-Trimethylbenzene	ND	(27.0000)	UG/KG (Dry Weight)
				1,2-Dibromo-3-chloropropane	ND	(27.0000)	UG/KG (Dry Weight)
				1,2-Dibromoethane	ND	(27.0000)	UG/KG (Dry Weight)
				1,2-Dichlorobenzene	ND	(27.0000)	UG/KG (Dry Weight)
				1,2-Dichloroethane	ND	(27.0000)	UG/KG (Dry Weight)
				1,2-Dichloropropane	ND	(27.0000)	UG/KG (Dry Weight)
				1,3,5-Trimethylbenzene	610.0000	(27.0000)	UG/KG (Dry Weight)
				1,3-Dichlorobenzene	ND	(27.0000)	UG/KG (Dry Weight)
				1,3-Dichloropropane	ND	(27.0000)	UG/KG (Dry Weight)
				1,4-Dichlorobenzene	ND	(27.0000)	UG/KG (Dry Weight)
				1-Chlorohexane	ND	(27.0000)	UG/KG (Dry Weight)
				2,2-Dichloropropane	ND	(27.0000)	UG/KG (Dry Weight)
				2-Chlorotoluene	ND	(27.0000)	UG/KG (Dry Weight)
				4-Chlorotoluene	ND	(27.0000)	UG/KG (Dry Weight)
				Benzene	ND	(27.0000)	UG/KG (Dry Weight)
				Bromobenzene	ND	(27.0000)	UG/KG (Dry Weight)
				Bromochloromethane	ND	(27.0000)	UG/KG (Dry Weight)
				Bromodichloromethane	ND	(27.0000)	UG/KG (Dry Weight)
				Bromoform	ND	(27.0000)	UG/KG (Dry Weight)
				Bromomethane	ND	(27.0000)	UG/KG (Dry Weight)
				Carbon tetrachloride	ND	(27.0000)	UG/KG (Dry Weight)
				Chlorobenzene	ND	(27.0000)	UG/KG (Dry Weight)
				Chloroethane	ND	(27.0000)	UG/KG (Dry Weight)
				Chloroform	ND	(27.0000)	UG/KG (Dry Weight)
				Chloromethane	ND	(27.0000)	UG/KG (Dry Weight)
				Dibromochloromethane	ND	(27.0000)	UG/KG (Dry Weight)
				Dibromomethane	ND	(27.0000)	UG/KG (Dry Weight)
				Dichlorodifluoromethane	ND	(27.0000)	UG/KG (Dry Weight)

BI = Datum associated with contaminated trip blank or laboratory method blank.

G = Result affected by non-target hydrocarbons (e.g., diesel influence in GRO analysis).

I = Chromatographic pattern associated with result is not recognized.

J = Estimated value; bias unknown.

M = Result influenced by matrix effects.

ND = Not detected.

TIN CITY LRSS

Analytical Results Summary

Stained soils from spill/leak #3 at lower tram (not including AST)

IRP SITE: SS 13a

IRP DESCRIPTION: Stained soils from spill/leak #3 at lower tram (not including AST)

Location	Sample ID	Depth(ft)	Matrix	Analyte	Result	MRL	Units
SB G3	95TCG003SB2.0	1.0-3.0	Soil	Ethylbenzene	ND	(27.0000)	UG/KG (Dry Weight)
				Hexachlorobutadiene	ND	(27.0000)	UG/KG (Dry Weight)
				Isopropylbenzene	ND	(27.0000)	UG/KG (Dry Weight)
				Methylene chloride	ND	(27.0000)	UG/KG (Dry Weight)
				Naphthalene	ND	(27.0000)	UG/KG (Dry Weight)
				Styrene	ND	(27.0000)	UG/KG (Dry Weight)
				Tetrachloroethene	ND	(27.0000)	UG/KG (Dry Weight)
				Toluene	ND	(27.0000)	UG/KG (Dry Weight)
				Trichloroethene	ND	(27.0000)	UG/KG (Dry Weight)
				Trichlorofluoromethane	ND	(27.0000)	UG/KG (Dry Weight)
				Vinyl chloride	ND	(27.0000)	UG/KG (Dry Weight)
				Xylenes, total	ND	(27.0000)	UG/KG (Dry Weight)
				cis-1,2-Dichloroethene	ND	(27.0000)	UG/KG (Dry Weight)
				cis-1,3-Dichloropropene	ND	(27.0000)	UG/KG (Dry Weight)
				n-Butylbenzene	ND	(27.0000)	UG/KG (Dry Weight)
				n-Propylbenzene	ND	(27.0000)	UG/KG (Dry Weight)
				p-Isopropyltoluene	ND	(27.0000)	UG/KG (Dry Weight)
				sec-Butylbenzene	ND	(27.0000)	UG/KG (Dry Weight)
				tert-Butylbenzene	ND	(27.0000)	UG/KG (Dry Weight)
				trans-1,2-Dichloroethene	ND	(27.0000)	UG/KG (Dry Weight)
				trans-1,3-Dichloropropene	ND	(27.0000)	UG/KG (Dry Weight)
				1,2,4-Trichlorobenzene	ND	(360.0000)	UG/KG (Dry Weight) M
				1,2-Dichlorobenzene	ND	(360.0000)	UG/KG (Dry Weight) M
				1,3-Dichlorobenzene	ND	(360.0000)	UG/KG (Dry Weight) M
				1,4-Dichlorobenzene	ND	(360.0000)	UG/KG (Dry Weight) M
				2,2'-oxybis(1-Chloropropane)	ND	(360.0000)	UG/KG (Dry Weight) M
				2,4,5-Trichlorophenol	ND	(360.0000)	UG/KG (Dry Weight) M
				2,4,6-Trichlorophenol	ND	(360.0000)	UG/KG (Dry Weight) M
				2,4-Dichlorophenol	ND	(360.0000)	UG/KG (Dry Weight) M

BI = Datum associated with contaminated trip blank or laboratory method blank.

G = Result affected by non-target hydrocarbons (e.g., diesel influence in GRO analysis).

I = Chromatographic pattern associated with result is not recognized.

J = Estimated value; bias unknown.

M = Result influenced by matrix effects.

ND = Not detected.

TIN CITY LRRS
Analytical Results Summary
Stained soils from spill/leak #3 at lower tram (not including AST)

IRP SITE: SS 13a

IRP DESCRIPTION: Stained soils from spill/leak #3 at lower tram (not including AST)

Location	Sample ID	Depth(ft)	Matrix	Analyte	Result	MRL	Units
SB G3	95TCG003SB2.0	1.0-3.0	Soil	2,4-Dimethylphenol	ND	(360.0000)	UG/KG (Dry Weight) M
				2,4-Dinitrophenol	ND	(1800.0000)	UG/KG (Dry Weight) M
				2,4-Dinitrotoluene	ND	(360.0000)	UG/KG (Dry Weight) M
				2,6-Dinitrotoluene	ND	(360.0000)	UG/KG (Dry Weight) M
				2-Chloronaphthalene	ND	(360.0000)	UG/KG (Dry Weight) M
				2-Chlorophenol	ND	(360.0000)	UG/KG (Dry Weight) M
				2-Methyl-4,6-dinitrophenol	ND	(1800.0000)	UG/KG (Dry Weight) M
				2-Methylnaphthalene	ND	(360.0000)	UG/KG (Dry Weight) M
				2-Methylphenol	ND	(360.0000)	UG/KG (Dry Weight) M
				2-Nitroaniline	ND	(1800.0000)	UG/KG (Dry Weight) M
				2-Nitrophenol	ND	(360.0000)	UG/KG (Dry Weight) M
				3,3'-Dichlorobenzidine	ND	(730.0000)	UG/KG (Dry Weight) M
				3-Nitroaniline	ND	(1800.0000)	UG/KG (Dry Weight) M
				4-Bromophenyl phenyl ether	ND	(360.0000)	UG/KG (Dry Weight) M
				4-Chloro-3-methylphenol	ND	(730.0000)	UG/KG (Dry Weight) M
				4-Chloroaniline	ND	(730.0000)	UG/KG (Dry Weight) M
				4-Chlorophenyl phenyl ether	ND	(360.0000)	UG/KG (Dry Weight) M
				4-Methylphenol	ND	(360.0000)	UG/KG (Dry Weight) M
				4-Nitroaniline	ND	(1800.0000)	UG/KG (Dry Weight) M
				4-Nitrophenol	ND	(1800.0000)	UG/KG (Dry Weight) M
				Acenaphthene	ND	(360.0000)	UG/KG (Dry Weight) M
				Acenaphthylene	ND	(360.0000)	UG/KG (Dry Weight) M
				Anthracene	ND	(360.0000)	UG/KG (Dry Weight) M
				Benz[a]anthracene	ND	(360.0000)	UG/KG (Dry Weight) M
				Benzo[a]pyrene	ND	(360.0000)	UG/KG (Dry Weight) M
				Benzo[b]fluoranthene	ND	(360.0000)	UG/KG (Dry Weight) M
				Benzo[g,h,i]perylene	ND	(360.0000)	UG/KG (Dry Weight) M
				Benzo[k]fluoranthene	ND	(360.0000)	UG/KG (Dry Weight) M
				Benzoic acid	ND	(1800.0000)	UG/KG (Dry Weight) M

BI = Datum associated with contaminated trip blank or laboratory method blank.

G = Result affected by non-target hydrocarbons (e.g., diesel influence in GRO analysis).

I = Chromatographic pattern associated with result is not recognized.

J = Estimated value; bias unknown.

M = Result influenced by matrix effects.

ND = Not detected.

TIN CITY LRRS

Analytical Results Summary

Stained soils from spill/leak #3 at lower tram (not including AST)

IRP SITE: SS 13a

IRP DESCRIPTION: Stained soils from spill/leak #3 at lower tram (not including AST)

Location	Sample ID	Depth(ft)	Matrix	Analyte	Result	MRL	Units
SB G3	95TCG003SB2.0	1.0-3.0	Soil	Benzyl alcohol	ND	(730.0000)	UG/KG (Dry Weight) M
				Benzyl butyl phthalate	ND	(360.0000)	UG/KG (Dry Weight) M
				Chrysene	ND	(360.0000)	UG/KG (Dry Weight) M
				Di-n-butyl phthalate	ND	(360.0000)	UG/KG (Dry Weight) M
				Di-n-octyl phthalate	ND	(360.0000)	UG/KG (Dry Weight) M
				Dibenz[a,h]anthracene	ND	(360.0000)	UG/KG (Dry Weight) M
				Dibenzofuran	ND	(360.0000)	UG/KG (Dry Weight) M
				Diethyl phthalate	ND	(360.0000)	UG/KG (Dry Weight) M
				Dimethyl phthalate	ND	(360.0000)	UG/KG (Dry Weight) M
				Fluoranthene	ND	(360.0000)	UG/KG (Dry Weight) M
				Fluorene	ND	(360.0000)	UG/KG (Dry Weight) M
				Hexachlorobenzene	ND	(360.0000)	UG/KG (Dry Weight) M
				Hexachlorobutadiene	ND	(360.0000)	UG/KG (Dry Weight) M
				Hexachlorocyclopentadiene	ND	(360.0000)	UG/KG (Dry Weight) M
				Hexachloroethane	ND	(360.0000)	UG/KG (Dry Weight) M
				Indeno[1,2,3-cd]pyrene	ND	(360.0000)	UG/KG (Dry Weight) M
				Isophorone	ND	(360.0000)	UG/KG (Dry Weight) M
				N-Nitrosodi-n-propylamine	ND	(360.0000)	UG/KG (Dry Weight) M
				N-Nitrosodiphenylamine	ND	(360.0000)	UG/KG (Dry Weight) M
				Naphthalene	ND	(360.0000)	UG/KG (Dry Weight) M
				Nitrobenzene	ND	(360.0000)	UG/KG (Dry Weight) M
				Pentachlorophenol	ND	(1800.0000)	UG/KG (Dry Weight) M
				Phenanthrene	ND	(360.0000)	UG/KG (Dry Weight) M
				Phenol	ND	(360.0000)	UG/KG (Dry Weight) M
				Pyrene	ND	(360.0000)	UG/KG (Dry Weight) M
				bis(2-Chloroethoxy)methane	ND	(360.0000)	UG/KG (Dry Weight) M
				bis(2-Chloroethyl) ether	ND	(360.0000)	UG/KG (Dry Weight) M
				bis(2-Ethylhexyl) phthalate	ND	(360.0000)	UG/KG (Dry Weight) M
SB G4	95TCG004SB1.5	0.5-1.5	Soil	TPH, diesel-range	36.0000	(5.0000)	MG/KG (Dry Weight)

BI = Datum associated with contaminated trip blank or laboratory method blank.
 G = Result affected by non-target hydrocarbons (e.g., diesel influence in GRO analysis).
 I = Chromatographic pattern associated with result is not recognized.
 J = Estimated value; bias unknown.
 M = Result influenced by matrix effects.
 ND = Not detected.

TIN CITY LRRS

Analytical Results Summary

Stained soils from spill/leak #3 at lower tram (not including AST)

IRP SITE: SS 13a

IRP DESCRIPTION: Stained soils from spill/leak #3 at lower tram (not including AST)

Location	Sample ID	Depth(ft)	Matrix	Analyte	Result	MRL	Units
SB G4	95TCG004SB1.5	0.5-1.5	Soil	TPH, gasoline-range	ND	(5800.0000)	UG/KG (Dry Weight)
				Organic Vapors	22.4000	(1.0000)	Meter Units
				Benzene	ND	(1.2000)	UG/KG (Dry Weight)
				Ethylbenzene	ND	(1.2000)	UG/KG (Dry Weight)
				Toluene	ND	(1.2000)	UG/KG (Dry Weight)
				m-Xylene + p-Xylene	ND	(1.2000)	UG/KG (Dry Weight)
				o-Xylene	1.4000	(1.2000)	UG/KG (Dry Weight)
SB G5	95TCG005SB3.0	2.5-3.0	Soil	TPH, diesel-range	57.0000	(4.0000)	MG/KG (Dry Weight)
				TPH, residual-range	72.0000	(56.0000)	MG/KG (Dry Weight)
				TPH, gasoline-range	8700.0000	(5600.0000)	UG/KG (Dry Weight) G
				Organic Vapors	62.0000	(1.0000)	Meter Units
	95TCG005SB03			1,1,1,2-Tetrachloroethane	ND	(6.0000)	UG/KG (Dry Weight)
	95TCG005SB3.0			1,1,1,1-Trichloroethane	ND	(6.0000)	UG/KG (Dry Weight)
				1,1,2,2-Tetrachloroethane	ND	(6.0000)	UG/KG (Dry Weight)
				1,1,2-Trichloroethane	ND	(6.0000)	UG/KG (Dry Weight)
				1,1-Dichloroethane	ND	(6.0000)	UG/KG (Dry Weight)
				1,1-Dichloroethene	ND	(6.0000)	UG/KG (Dry Weight)
				1,1-Dichloropropene	ND	(6.0000)	UG/KG (Dry Weight)
				1,2,3-Trichlorobenzene	ND	(6.0000)	UG/KG (Dry Weight)
				1,2,3-Trichloropropane	ND	(6.0000)	UG/KG (Dry Weight)
				1,2,4-Trichlorobenzene	ND	(6.0000)	UG/KG (Dry Weight)
				1,2,4-Trimethylbenzene	ND	(6.0000)	UG/KG (Dry Weight)
				1,2-Dibromo-3-chloropropane	ND	(6.0000)	UG/KG (Dry Weight)
				1,2-Dibromoethane	ND	(6.0000)	UG/KG (Dry Weight)
				1,2-Dichlorobenzene	ND	(6.0000)	UG/KG (Dry Weight)
				1,2-Dichloroethane	ND	(6.0000)	UG/KG (Dry Weight)
				1,2-Dichloropropane	ND	(6.0000)	UG/KG (Dry Weight)
				1,3,5-Trimethylbenzene	ND	(6.0000)	UG/KG (Dry Weight)
				1,3-Dichlorobenzene	ND	(6.0000)	UG/KG (Dry Weight)

BI = Datum associated with contaminated trip blank or laboratory method blank.

G = Result affected by non-target hydrocarbons (e.g., diesel influence in GRO analysis).

I = Chromatographic pattern associated with result is not recognized.

J = Estimated value; bias unknown.

M = Result influenced by matrix effects.

ND = Not detected.

TIN CITY LRRS
Analytical Results Summary
Stained soils from spill/leak #3 at lower tram (not including AST)

IRP SITE: SS 13a

IRP DESCRIPTION: Stained soils from spill/leak #3 at lower tram (not including AST)

Location	Sample ID	Depth(ft)	Matrix	Analyte	Result	MRL	Units
SB G5	95TCG005SB3.0	2.5-3.0	Soil	1,3-Dichloropropane	ND	(6.0000)	UG/KG (Dry Weight)
				1,4-Dichlorobenzene	ND	(6.0000)	UG/KG (Dry Weight)
				1-Chlorohexane	ND	(6.0000)	UG/KG (Dry Weight)
				2,2-Dichloropropane	ND	(6.0000)	UG/KG (Dry Weight)
				2-Chlorotoluene	ND	(6.0000)	UG/KG (Dry Weight)
				4-Chlorotoluene	ND	(6.0000)	UG/KG (Dry Weight)
				Benzene	ND	(6.0000)	UG/KG (Dry Weight)
				Bromobenzene	ND	(6.0000)	UG/KG (Dry Weight)
				Bromochloromethane	ND	(6.0000)	UG/KG (Dry Weight)
				Bromodichloromethane	ND	(6.0000)	UG/KG (Dry Weight)
				Bromoform	ND	(6.0000)	UG/KG (Dry Weight)
				Bromomethane	ND	(6.0000)	UG/KG (Dry Weight)
				Carbon tetrachloride	ND	(6.0000)	UG/KG (Dry Weight)
				Chlorobenzene	ND	(6.0000)	UG/KG (Dry Weight)
				Chloroethane	ND	(6.0000)	UG/KG (Dry Weight)
				Chloroform	ND	(6.0000)	UG/KG (Dry Weight)
				Chloromethane	ND	(6.0000)	UG/KG (Dry Weight)
				Dibromochloromethane	ND	(6.0000)	UG/KG (Dry Weight)
				Dibromomethane	ND	(6.0000)	UG/KG (Dry Weight)
				Dichlorodifluoromethane	ND	(6.0000)	UG/KG (Dry Weight)
				Ethylbenzene	ND	(6.0000)	UG/KG (Dry Weight)
				Hexachlorobutadiene	ND	(6.0000)	UG/KG (Dry Weight)
				Isopropylbenzene	ND	(6.0000)	UG/KG (Dry Weight)
				Methylene chloride	ND	(6.0000)	UG/KG (Dry Weight)
				Naphthalene	ND	(6.0000)	UG/KG (Dry Weight)
				Styrene	ND	(6.0000)	UG/KG (Dry Weight)
				Tetrachloroethene	ND	(6.0000)	UG/KG (Dry Weight)
				Toluene	ND	(6.0000)	UG/KG (Dry Weight)
				Trichloroethene	ND	(6.0000)	UG/KG (Dry Weight)

BI = Datum associated with contaminated trip blank or laboratory method blank.
G = Result affected by non-target hydrocarbons (e.g., diesel influence in GRO analysis).
I = Chromatographic pattern associated with result is not recognized.
J = Estimated value; bias unknown.
M = Result influenced by matrix effects.
ND = Not detected.

TIN CITY LRRS

Analytical Results Summary

Stained soils from spill/leak #3 at lower tram (not including AST)

IRP SITE: SS 13a

IRP DESCRIPTION: Stained soils from spill/leak #3 at lower tram (not including AST)

Location	Sample ID	Depth(ft)	Matrix	Analyte	Result	MRL	Units
SB G5	95TCG005SB3.0	2.5-3.0	Soil	Trichlorofluoromethane	ND	(6.0000)	UG/KG (Dry Weight)
				Vinyl chloride	ND	(6.0000)	UG/KG (Dry Weight)
				Xylenes, total	ND	(6.0000)	UG/KG (Dry Weight)
				cis-1,2-Dichloroethene	ND	(6.0000)	UG/KG (Dry Weight)
				cis-1,3-Dichloropropene	ND	(6.0000)	UG/KG (Dry Weight)
				n-Butylbenzene	ND	(6.0000)	UG/KG (Dry Weight)
				n-Propylbenzene	ND	(6.0000)	UG/KG (Dry Weight)
				p-Isopropyltoluene	ND	(6.0000)	UG/KG (Dry Weight)
				sec-Butylbenzene	ND	(6.0000)	UG/KG (Dry Weight)
				tert-Butylbenzene	ND	(6.0000)	UG/KG (Dry Weight)
				trans-1,2-Dichloroethene	ND	(6.0000)	UG/KG (Dry Weight)
				trans-1,3-Dichloropropene	ND	(6.0000)	UG/KG (Dry Weight)
SB G6	95TCG006SB02.0	0.5-3.0	Soil	TPH, diesel-range	13.0000	(4.0000)	MG/KG (Dry Weight)
				TPH, gasoline-range	ND	(5300.0000)	UG/KG (Dry Weight)
				Organic Vapors	21.2000	(1.0000)	Meter Units
				Benzene	ND	(1.0000)	UG/KG (Dry Weight)
				Ethylbenzene	ND	(1.0000)	UG/KG (Dry Weight)
				Toluene	ND	(1.0000)	UG/KG (Dry Weight)
				m-Xylene + p-Xylene	ND	(1.0000)	UG/KG (Dry Weight)
				o-Xylene	ND	(1.0000)	UG/KG (Dry Weight)
SB G7	95TCG007SB01.5	0.5-3.0	Soil	TPH, diesel-range	13.0000	(4.0000)	MG/KG (Dry Weight)
				TPH, gasoline-range	ND	(5300.0000)	UG/KG (Dry Weight)
				Organic Vapors	23.7000	(1.0000)	Meter Units
				Benzene	ND	(1.0000)	UG/KG (Dry Weight)
				Ethylbenzene	ND	(1.0000)	UG/KG (Dry Weight)
				Toluene	ND	(1.0000)	UG/KG (Dry Weight)
				m-Xylene + p-Xylene	ND	(1.0000)	UG/KG (Dry Weight)
				o-Xylene	ND	(1.0000)	UG/KG (Dry Weight)
SB G8	95TCG008SB01.5	0.5-2.0	Soil	TPH, diesel-range	5400.0000	(430.0000)	MG/KG (Dry Weight)

BI = Datum associated with contaminated trip blank or laboratory method blank.

G = Result affected by non-target hydrocarbons (e.g., diesel influence in GRO analysis).

I = Chromatographic pattern associated with result is not recognized.

J = Estimated value; bias unknown.

M = Result influenced by matrix effects.

ND = Not detected.

TIN CITY LRSS

Analytical Results Summary

Stained soils from spill/leak #3 at lower tram (not including AST)

IRP SITE: SS 13a

IRP DESCRIPTION: Stained soils from spill/leak #3 at lower tram (not including AST)

Location	Sample ID	Depth(ft)	Matrix	Analyte	Result	MRL	Units
SB G8	95TCG008SB01.5	0.5-2.0	Soil	TPH, residual-range	200.0000	(54.0000)	MG/KG (Dry Weight)
	95TCG008SB03.0	2.0-3.0		TPH, diesel-range	3400.0000	(420.0000)	MG/KG (Dry Weight)
	95TCG008SB01.5	0.5-2.0		TPH, residual-range	94.0000	(53.0000)	MG/KG (Dry Weight)
				TPH, gasoline-range	34000.0000	(5400.0000)	UG/KG (Dry Weight)
				Organic Vapors	219.0000	(1.0000)	Meter Units
	95TCG008SB03.0	2.0-3.0		Organic Vapors	169.0000	(1.0000)	Meter Units
	95TCG008SB01.5	0.5-2.0		1,1,1,2-Tetrachloroethane	ND	(5.0000)	UG/KG (Dry Weight) J
				1,1,1,1-Trichloroethane	ND	(5.0000)	UG/KG (Dry Weight) J
				1,1,2,2-Tetrachloroethane	ND	(5.0000)	UG/KG (Dry Weight) J
				1,1,2-Trichloroethane	ND	(5.0000)	UG/KG (Dry Weight) J
				1,1-Dichloroethane	ND	(5.0000)	UG/KG (Dry Weight) J
				1,1-Dichloroethene	ND	(5.0000)	UG/KG (Dry Weight) J
				1,1-Dichloropropene	ND	(5.0000)	UG/KG (Dry Weight) J
				1,2,3-Trichlorobenzene	ND	(5.0000)	UG/KG (Dry Weight) J
				1,2,3-Trichloropropane	ND	(5.0000)	UG/KG (Dry Weight) J
				1,2,4-Trichlorobenzene	ND	(5.0000)	UG/KG (Dry Weight) J
				1,2,4-Trimethylbenzene	ND	(5.0000)	UG/KG (Dry Weight) J
				1,2-Dibromo-3-chloropropane	ND	(5.0000)	UG/KG (Dry Weight) J
				1,2-Dibromoethane	ND	(5.0000)	UG/KG (Dry Weight) J
				1,2-Dichlorobenzene	ND	(5.0000)	UG/KG (Dry Weight) J
				1,2-Dichloroethane	ND	(5.0000)	UG/KG (Dry Weight) J
				1,2-Dichloropropane	ND	(5.0000)	UG/KG (Dry Weight) J
				1,3,5-Trimethylbenzene	ND	(5.0000)	UG/KG (Dry Weight) J
				1,3-Dichlorobenzene	ND	(5.0000)	UG/KG (Dry Weight) J
				1,3-Dichloropropane	ND	(5.0000)	UG/KG (Dry Weight) J
				1,4-Dichlorobenzene	ND	(5.0000)	UG/KG (Dry Weight) J
				1-Chlorohexane	ND	(5.0000)	UG/KG (Dry Weight) J
				2,2-Dichloropropane	ND	(5.0000)	UG/KG (Dry Weight) J
				2-Chlorotoluene	ND	(5.0000)	UG/KG (Dry Weight) J

BI = Datum associated with contaminated trip blank or laboratory method blank.

G = Result affected by non-target hydrocarbons (e.g., diesel influence in GRO analysis).

I = Chromatographic pattern associated with result is not recognized.

J = Estimated value; bias unknown.

M = Result influenced by matrix effects.

ND = Not detected.

TIN CITY LRRS

Analytical Results Summary

Stained soils from spill/leak #3 at lower tram (not including AST)

IRP SITE: SS 13a

IRP DESCRIPTION: Stained soils from spill/leak #3 at lower tram (not including AST)

Location	Sample ID	Depth(ft)	Matrix	Analyte	Result	MRL	Units
SB G8	95TCG008SB01.5	0.5-2.0	Soil	4-Chlorotoluene	ND	(5.0000)	UG/KG (Dry Weight) J
				Benzene	ND	(5.0000)	UG/KG (Dry Weight) J
				Bromobenzene	ND	(5.0000)	UG/KG (Dry Weight) J
				Bromochloromethane	ND	(5.0000)	UG/KG (Dry Weight) J
				Bromodichloromethane	ND	(5.0000)	UG/KG (Dry Weight) J
				Bromoform	ND	(5.0000)	UG/KG (Dry Weight) J
				Bromomethane	ND	(5.0000)	UG/KG (Dry Weight) J
				Carbon tetrachloride	ND	(5.0000)	UG/KG (Dry Weight) J
				Chlorobenzene	ND	(5.0000)	UG/KG (Dry Weight) J
				Chloroethane	ND	(5.0000)	UG/KG (Dry Weight) J
				Chloroform	ND	(5.0000)	UG/KG (Dry Weight) J
				Chloromethane	ND	(5.0000)	UG/KG (Dry Weight) J
				Dibromochloromethane	ND	(5.0000)	UG/KG (Dry Weight) J
				Dibromomethane	ND	(5.0000)	UG/KG (Dry Weight) J
				Dichlorodifluoromethane	ND	(5.0000)	UG/KG (Dry Weight) J
				Ethylbenzene	ND	(5.0000)	UG/KG (Dry Weight) J
				Hexachlorobutadiene	ND	(5.0000)	UG/KG (Dry Weight) J
				Isopropylbenzene	ND	(5.0000)	UG/KG (Dry Weight) J
				Methylene chloride	ND	(5.0000)	UG/KG (Dry Weight) J
				Naphthalene	ND	(5.0000)	UG/KG (Dry Weight) J
				Styrene	ND	(5.0000)	UG/KG (Dry Weight) J
				Tetrachloroethene	ND	(5.0000)	UG/KG (Dry Weight) J
				Toluene	ND	(5.0000)	UG/KG (Dry Weight) J
				Trichloroethene	ND	(5.0000)	UG/KG (Dry Weight) J
				Trichlorofluoromethane	ND	(5.0000)	UG/KG (Dry Weight) J
				Vinyl chloride	ND	(5.0000)	UG/KG (Dry Weight) J
				Xylenes, total	ND	(5.0000)	UG/KG (Dry Weight) J
				cis-1,2-Dichloroethene	ND	(5.0000)	UG/KG (Dry Weight) J
				cis-1,3-Dichloropropene	ND	(5.0000)	UG/KG (Dry Weight) J

BI = Datum associated with contaminated trip blank or laboratory method blank.

G = Result affected by non-target hydrocarbons (e.g., diesel influence in GRO analysis).

I = Chromatographic pattern associated with result is not recognized.

J = Estimated value; bias unknown.

M = Result influenced by matrix effects.

ND = Not detected.

TIN CITY LRRS

Analytical Results Summary

Stained soils from spill/leak #3 at lower tram (not including AST)

IRP SITE: SS 13a

IRP DESCRIPTION: Stained soils from spill/leak #3 at lower tram (not including AST)

Location	Sample ID	Depth(ft)	Matrix	Analyte	Result	MRL	Units
SB G8	95TCG008SB01.5	0.5-2.0	Soil	n-Butylbenzene	ND	(5.0000)	UG/KG (Dry Weight) J
				n-Propylbenzene	ND	(5.0000)	UG/KG (Dry Weight) J
				p-Isopropyltoluene	ND	(5.0000)	UG/KG (Dry Weight) J
				sec-Butylbenzene	ND	(5.0000)	UG/KG (Dry Weight) J
				tert-Butylbenzene	ND	(5.0000)	UG/KG (Dry Weight) J
				trans-1,2-Dichloroethene	ND	(5.0000)	UG/KG (Dry Weight) J
				trans-1,3-Dichloropropene	ND	(5.0000)	UG/KG (Dry Weight) J
				1,1,1,2-Tetrachloroethane	ND	(5.0000)	UG/KG (Dry Weight) J
	95TCG008SB03.0	2.0-3.0		1,1,1-Trichloroethane	ND	(5.0000)	UG/KG (Dry Weight) J
				1,1,2,2-Tetrachloroethane	ND	(5.0000)	UG/KG (Dry Weight) J
				1,1,2-Trichloroethane	ND	(5.0000)	UG/KG (Dry Weight) J
				1,1-Dichloroethane	ND	(5.0000)	UG/KG (Dry Weight) J
				1,1-Dichloroethene	ND	(5.0000)	UG/KG (Dry Weight) J
				1,1-Dichloropropene	ND	(5.0000)	UG/KG (Dry Weight) J
				1,2,3-Trichlorobenzene	ND	(5.0000)	UG/KG (Dry Weight) J
				1,2,3-Trichloropropane	ND	(5.0000)	UG/KG (Dry Weight) J
				1,2,4-Trichlorobenzene	ND	(5.0000)	UG/KG (Dry Weight) J
				1,2,4-Trimethylbenzene	ND	(5.0000)	UG/KG (Dry Weight) J
				1,2-Dibromo-3-chloropropane	ND	(5.0000)	UG/KG (Dry Weight) J
				1,2-Dibromoethane	ND	(5.0000)	UG/KG (Dry Weight) J
				1,2-Dichlorobenzene	ND	(5.0000)	UG/KG (Dry Weight) J
				1,2-Dichloroethane	ND	(5.0000)	UG/KG (Dry Weight) J
				1,2-Dichloropropane	ND	(5.0000)	UG/KG (Dry Weight) J
				1,3,5-Trimethylbenzene	ND	(5.0000)	UG/KG (Dry Weight) J
				1,3-Dichlorobenzene	ND	(5.0000)	UG/KG (Dry Weight) J
				1,3-Dichloropropane	ND	(5.0000)	UG/KG (Dry Weight) J
				1,4-Dichlorobenzene	ND	(5.0000)	UG/KG (Dry Weight) J
				1-Chlorohexane	ND	(5.0000)	UG/KG (Dry Weight) J
				2,2-Dichloropropane	ND	(5.0000)	UG/KG (Dry Weight) J

BI = Datum associated with contaminated trip blank or laboratory method blank.
 G = Result affected by non-target hydrocarbons (e.g., diesel influence in GRO analysis).
 I = Chromatographic pattern associated with result is not recognized.
 J = Estimated value; bias unknown.
 M = Result influenced by matrix effects.
 ND = Not detected.

TIN CITY LRRS
Analytical Results Summary
Stained soils from spill/leak #3 at lower tram (not including AST)

IRP SITE: SS 13a

IRP DESCRIPTION: Stained soils from spill/leak #3 at lower tram (not including AST)

Location	Sample ID	Depth(ft)	Matrix	Analyte	Result	MRL	Units
SB G8	95TCG008SB03.0	2.0-3.0	Soil	2-Chlorotoluene	ND	(5.0000)	UG/KG (Dry Weight) J
				4-Chlorotoluene	ND	(5.0000)	UG/KG (Dry Weight) J
				Benzene	ND	(5.0000)	UG/KG (Dry Weight) J
				Bromobenzene	ND	(5.0000)	UG/KG (Dry Weight) J
				Bromochloromethane	ND	(5.0000)	UG/KG (Dry Weight) J
				Bromodichloromethane	ND	(5.0000)	UG/KG (Dry Weight) J
				Bromoform	ND	(5.0000)	UG/KG (Dry Weight) J
				Bromomethane	ND	(5.0000)	UG/KG (Dry Weight) J
				Carbon tetrachloride	ND	(5.0000)	UG/KG (Dry Weight) J
				Chlorobenzene	ND	(5.0000)	UG/KG (Dry Weight) J
				Chloroethane	ND	(5.0000)	UG/KG (Dry Weight) J
				Chloroform	ND	(5.0000)	UG/KG (Dry Weight) J
				Chloromethane	ND	(5.0000)	UG/KG (Dry Weight) J
				Dibromochloromethane	ND	(5.0000)	UG/KG (Dry Weight) J
				Dibromomethane	ND	(5.0000)	UG/KG (Dry Weight) J
				Dichlorodifluoromethane	ND	(5.0000)	UG/KG (Dry Weight) J
				Ethylbenzene	ND	(5.0000)	UG/KG (Dry Weight) J
				Hexachlorobutadiene	ND	(5.0000)	UG/KG (Dry Weight) J
				Isopropylbenzene	ND	(5.0000)	UG/KG (Dry Weight) J
				Methylene chloride	ND	(5.0000)	UG/KG (Dry Weight) J
				Naphthalene	ND	(5.0000)	UG/KG (Dry Weight) J
				Styrene	ND	(5.0000)	UG/KG (Dry Weight) J
				Tetrachloroethene	ND	(5.0000)	UG/KG (Dry Weight) J
				Toluene	ND	(5.0000)	UG/KG (Dry Weight) J
				Trichloroethene	ND	(5.0000)	UG/KG (Dry Weight) J
				Trichlorofluoromethane	ND	(5.0000)	UG/KG (Dry Weight) J
				Vinyl chloride	ND	(5.0000)	UG/KG (Dry Weight) J
				Xylenes, total	ND	(5.0000)	UG/KG (Dry Weight) J
				cis-1,2-Dichloroethene	ND	(5.0000)	UG/KG (Dry Weight) J

BI = Datum associated with contaminated trip blank or laboratory method blank.
 G = Result affected by non-target hydrocarbons (e.g., diesel influence in GRO analysis).
 I = Chromatographic pattern associated with result is not recognized.
 J = Estimated value; bias unknown.
 M = Result influenced by matrix effects.
 ND = Not detected.

TIN CITY LRRS
Analytical Results Summary
Stained soils from spill/leak #3 at lower tram (not including AST)

IRP SITE: SS 13a

IRP DESCRIPTION: Stained soils from spill/leak #3 at lower tram (not including AST)

Location	Sample ID	Depth(ft)	Matrix	Analyte	Result	MRL	Units
SB G8	95TCG008SB03.0	2.0-3.0	Soil	cis-1,3-Dichloropropene	ND	(5.0000)	UG/KG (Dry Weight) J
				n-Butylbenzene	ND	(5.0000)	UG/KG (Dry Weight) J
				n-Propylbenzene	ND	(5.0000)	UG/KG (Dry Weight) J
				p-Isopropyltoluene	ND	(5.0000)	UG/KG (Dry Weight) J
				sec-Butylbenzene	ND	(5.0000)	UG/KG (Dry Weight) J
				tert-Butylbenzene	ND	(5.0000)	UG/KG (Dry Weight) J
				trans-1,2-Dichloroethene	ND	(5.0000)	UG/KG (Dry Weight) J
				trans-1,3-Dichloropropene	ND	(5.0000)	UG/KG (Dry Weight) J
	95TCG008SB01.5	0.5-2.0		1,2,4-Trichlorobenzene	ND	(350.0000)	UG/KG (Dry Weight) M
				1,2-Dichlorobenzene	ND	(350.0000)	UG/KG (Dry Weight) M
				1,3-Dichlorobenzene	ND	(350.0000)	UG/KG (Dry Weight) M
				1,4-Dichlorobenzene	ND	(350.0000)	UG/KG (Dry Weight) M
				2,2'-oxybis(1-Chloropropane)	ND	(350.0000)	UG/KG (Dry Weight) M
				2,4,5-Trichlorophenol	ND	(350.0000)	UG/KG (Dry Weight) M
				2,4,6-Trichlorophenol	ND	(350.0000)	UG/KG (Dry Weight) M
				2,4-Dichlorophenol	ND	(350.0000)	UG/KG (Dry Weight) M
				2,4-Dimethylphenol	ND	(350.0000)	UG/KG (Dry Weight) M
				2,4-Dinitrophenol	ND	(1700.0000)	UG/KG (Dry Weight) M
				2,4-Dinitrotoluene	ND	(350.0000)	UG/KG (Dry Weight) M
				2,6-Dinitrotoluene	ND	(350.0000)	UG/KG (Dry Weight) M
				2-Chloronaphthalene	ND	(350.0000)	UG/KG (Dry Weight) M
				2-Chlorophenol	ND	(350.0000)	UG/KG (Dry Weight) M
				2-Methyl-4,6-dinitrophenol	ND	(1700.0000)	UG/KG (Dry Weight) M
				2-Methylnaphthalene	ND	(350.0000)	UG/KG (Dry Weight) M
				2-Methylphenol	ND	(350.0000)	UG/KG (Dry Weight) M
				2-Nitroaniline	ND	(1700.0000)	UG/KG (Dry Weight) M
				2-Nitrophenol	ND	(350.0000)	UG/KG (Dry Weight) M
				3,3'-Dichlorobenzidine	ND	(710.0000)	UG/KG (Dry Weight) M
				3-Nitroaniline	ND	(1700.0000)	UG/KG (Dry Weight) M

BI = Datum associated with contaminated trip blank or laboratory method blank.
 G = Result affected by non-target hydrocarbons (e.g., diesel influence in GRO analysis).
 I = Chromatographic pattern associated with result is not recognized.
 J = Estimated value; bias unknown.
 M = Result influenced by matrix effects.
 ND = Not detected.

TIN CITY LRRS

Analytical Results Summary

Stained soils from spill/leak #3 at lower tram (not including AST)

IRP SITE: SS 13a

IRP DESCRIPTION: Stained soils from spill/leak #3 at lower tram (not including AST)

Location	Sample ID	Depth(ft)	Matrix	Analyte	Result	MRL	Units
SB G8	95TCG008SB01.5	0.5-2.0	Soil	4-Bromophenyl phenyl ether	ND	(350.0000)	UG/KG (Dry Weight) M
				4-Chloro-3-methylphenol	ND	(710.0000)	UG/KG (Dry Weight) M
				4-Chloroaniline	ND	(710.0000)	UG/KG (Dry Weight) M
				4-Chlorophenyl phenyl ether	ND	(350.0000)	UG/KG (Dry Weight) M
				4-Methylphenol	ND	(350.0000)	UG/KG (Dry Weight) M
				4-Nitroaniline	ND	(1700.0000)	UG/KG (Dry Weight) M
				4-Nitrophenol	ND	(1700.0000)	UG/KG (Dry Weight) M
				Acenaphthene	ND	(350.0000)	UG/KG (Dry Weight) M
				Acenaphthylene	ND	(350.0000)	UG/KG (Dry Weight) M
				Anthracene	ND	(350.0000)	UG/KG (Dry Weight) M
				Benz[a]anthracene	ND	(350.0000)	UG/KG (Dry Weight) M
				Benzo[a]pyrene	ND	(350.0000)	UG/KG (Dry Weight) M
				Benzo[b]fluoranthene	ND	(350.0000)	UG/KG (Dry Weight) M
				Benzo[g,h,i]perylene	ND	(350.0000)	UG/KG (Dry Weight) M
				Benzo[k]fluoranthene	ND	(350.0000)	UG/KG (Dry Weight) M
				Benzoic acid	ND	(1700.0000)	UG/KG (Dry Weight) M
				Benzyl alcohol	ND	(710.0000)	UG/KG (Dry Weight) M
				Benzyl butyl phthalate	ND	(350.0000)	UG/KG (Dry Weight) M
				Chrysene	ND	(350.0000)	UG/KG (Dry Weight) M
				Di-n-butyl phthalate	ND	(350.0000)	UG/KG (Dry Weight) M
				Di-n-octyl phthalate	ND	(350.0000)	UG/KG (Dry Weight) M
				Dibenz[a,h]anthracene	ND	(350.0000)	UG/KG (Dry Weight) M
				Dibenzofuran	ND	(350.0000)	UG/KG (Dry Weight) M
				Diethyl phthalate	ND	(350.0000)	UG/KG (Dry Weight) M
				Dimethyl phthalate	ND	(350.0000)	UG/KG (Dry Weight) M
				Fluoranthene	ND	(350.0000)	UG/KG (Dry Weight) M
				Fluorene	ND	(350.0000)	UG/KG (Dry Weight) M
				Hexachlorobenzene	ND	(350.0000)	UG/KG (Dry Weight) M
				Hexachlorobutadiene	ND	(350.0000)	UG/KG (Dry Weight) M

BI = Datum associated with contaminated trip blank or laboratory method blank.

G = Result affected by non-target hydrocarbons (e.g., diesel influence in GRO analysis).

I = Chromatographic pattern associated with result is not recognized.

J = Estimated value; bias unknown.

M = Result influenced by matrix effects.

ND = Not detected.

TIN CITY LRRS

Analytical Results Summary

Stained soils from spill/leak #3 at lower tram (not including AST)

IRP SITE: SS 13a

IRP DESCRIPTION: Stained soils from spill/leak #3 at lower tram (not including AST)

Location	Sample ID	Depth(ft)	Matrix	Analyte	Result	MRL	Units
SB G8	95TCG008SB01.5	0.5-2.0	Soil	Hexachlorocyclopentadiene	ND	(350.0000)	UG/KG (Dry Weight) M
				Hexachloroethane	ND	(350.0000)	UG/KG (Dry Weight) M
				Indeno[1,2,3-cd]pyrene	ND	(350.0000)	UG/KG (Dry Weight) M
				Isophorone	ND	(350.0000)	UG/KG (Dry Weight) M
				N-Nitrosodi-n-propylamine	ND	(350.0000)	UG/KG (Dry Weight) M
				N-Nitrosodiphenylamine	ND	(350.0000)	UG/KG (Dry Weight) M
				Naphthalene	ND	(350.0000)	UG/KG (Dry Weight) M
				Nitrobenzene	ND	(350.0000)	UG/KG (Dry Weight) M
				Pentachlorophenol	ND	(1700.0000)	UG/KG (Dry Weight) M
				Phenanthrene	ND	(350.0000)	UG/KG (Dry Weight) M
				Phenol	ND	(350.0000)	UG/KG (Dry Weight) M
				Pyrene	ND	(350.0000)	UG/KG (Dry Weight) M
				bis(2-Chloroethoxy)methane	ND	(350.0000)	UG/KG (Dry Weight) M
				bis(2-Chloroethyl) ether	ND	(350.0000)	UG/KG (Dry Weight) M
				bis(2-Ethylhexyl) phthalate	ND	(350.0000)	UG/KG (Dry Weight) M

BI = Datum associated with contaminated trip blank or laboratory method blank.

G = Result affected by non-target hydrocarbons (e.g., diesel influence in GRO analysis).

I = Chromatographic pattern associated with result is not recognized.

J = Estimated value; bias unknown.

M = Result influenced by matrix effects.

ND = Not detected.

TIN CITY LRRS

Analytical Results Summary

4,000 gal. diesel fuel tank UST #16 (removed) at Weather Station, Bldg. 132

IRP SITE: ST 12c

IRP DESCRIPTION: 4,000 gal. diesel fuel tank UST #16 (removed) at Weather Station, Bldg. 132

Location	Sample ID	Depth(ft)	Matrix	Analyte	Result	MRL	Units
SB J1	95TCJ001SB1.0	0.5-1.0	Soil	TPH, diesel-range	14000.0000	(4700.0000)	MG/KG (Dry Weight)
				TPH, gasoline-range	66000.0000	(5900.0000)	UG/KG (Dry Weight)
	95TCJ001SB01			Organic Vapors	891.0000	(1.0000)	Meter Units
	95TCJ001SB1.0			Benzene	ND	(1.2000)	UG/KG (Dry Weight)
				Ethylbenzene	38.0000	(1.2000)	UG/KG (Dry Weight)
				Toluene	1.3000	(1.2000)	UG/KG (Dry Weight)
				m-Xylene + p-Xylene	2.4000	(1.2000)	UG/KG (Dry Weight)
				o-Xylene	40.0000	(1.2000)	UG/KG (Dry Weight)
				1,2,4-Trichlorobenzene	ND	(390.0000)	UG/KG (Dry Weight)
				1,2-Dichlorobenzene	ND	(390.0000)	UG/KG (Dry Weight)
				1,3-Dichlorobenzene	ND	(390.0000)	UG/KG (Dry Weight)
				1,4-Dichlorobenzene	ND	(390.0000)	UG/KG (Dry Weight)
				2,2'-oxybis(1-Chloropropane)	ND	(390.0000)	UG/KG (Dry Weight)
				2,4,5-Trichlorophenol	ND	(390.0000)	UG/KG (Dry Weight)
				2,4,6-Trichlorophenol	ND	(390.0000)	UG/KG (Dry Weight)
				2,4-Dichlorophenol	ND	(390.0000)	UG/KG (Dry Weight)
				2,4-Dimethylphenol	ND	(390.0000)	UG/KG (Dry Weight)
				2,4-Dinitrophenol	ND	(1900.0000)	UG/KG (Dry Weight)
				2,4-Dinitrotoluene	ND	(390.0000)	UG/KG (Dry Weight)
				2,6-Dinitrotoluene	ND	(390.0000)	UG/KG (Dry Weight)
				2-Chloronaphthalene	ND	(390.0000)	UG/KG (Dry Weight)
				2-Chlorophenol	ND	(1900.0000)	UG/KG (Dry Weight)
				2-Methyl-4,6-dinitrophenol	ND	(390.0000)	UG/KG (Dry Weight)
				2-Methylnaphthalene	ND	(390.0000)	UG/KG (Dry Weight)
				2-Methylphenol	ND	(390.0000)	UG/KG (Dry Weight)
				2-Nitroaniline	ND	(1900.0000)	UG/KG (Dry Weight)
				2-Nitrophenol	ND	(390.0000)	UG/KG (Dry Weight)
				3,3'-Dichlorobenzidine	ND	(780.0000)	UG/KG (Dry Weight)
				3-Nitroaniline	ND	(1900.0000)	UG/KG (Dry Weight)

BI = Datum associated with contaminated trip blank or laboratory method blank.
 G = Result affected by non-target hydrocarbons (e.g., diesel influence in GRO analysis).
 I = Chromatographic pattern associated with result is not recognized.
 J = Estimated value; bias unknown.
 M = Result influenced by matrix effects.
 ND = Not detected.

TIN CITY LRRS

Analytical Results Summary

4,000 gal. diesel fuel tank UST #16 (removed) at Weather Station, Bldg. 132

IRP SITE: ST 12c

IRP DESCRIPTION: 4,000 gal. diesel fuel tank UST #16 (removed) at Weather Station, Bldg. 132

Location	Sample ID	Depth(ft)	Matrix	Analyte	Result	MRL	Units
SB J1	95TCJ001SB1.0	0.5-1.0	Soil	4-Bromophenyl phenyl ether	ND	(390.0000)	UG/KG (Dry Weight)
				4-Chloro-3-methylphenol	ND	(780.0000)	UG/KG (Dry Weight)
				4-Chloroaniline	ND	(780.0000)	UG/KG (Dry Weight)
				4-Chlorophenyl phenyl ether	ND	(390.0000)	UG/KG (Dry Weight)
				4-Methylphenol	ND	(390.0000)	UG/KG (Dry Weight)
				4-Nitroaniline	ND	(1900.0000)	UG/KG (Dry Weight)
				4-Nitrophenol	ND	(1900.0000)	UG/KG (Dry Weight)
				Acenaphthene	ND	(390.0000)	UG/KG (Dry Weight)
				Acenaphthylene	ND	(390.0000)	UG/KG (Dry Weight)
				Anthracene	ND	(390.0000)	UG/KG (Dry Weight)
				Benz[a]anthracene	ND	(390.0000)	UG/KG (Dry Weight)
				Benzo[a]pyrene	ND	(390.0000)	UG/KG (Dry Weight)
				Benzo[b]fluoranthene	ND	(390.0000)	UG/KG (Dry Weight)
				Benzo[g,h,i]perylene	ND	(390.0000)	UG/KG (Dry Weight)
				Benzo[k]fluoranthene	ND	(390.0000)	UG/KG (Dry Weight)
				Benzoic acid	ND	(1900.0000)	UG/KG (Dry Weight)
				Benzyl alcohol	ND	(780.0000)	UG/KG (Dry Weight)
				Benzyl butyl phthalate	ND	(390.0000)	UG/KG (Dry Weight)
				Chrysene	ND	(390.0000)	UG/KG (Dry Weight)
				Di-n-butyl phthalate	ND	(390.0000)	UG/KG (Dry Weight)
				Di-n-octyl phthalate	ND	(390.0000)	UG/KG (Dry Weight)
				Dibenz[a,h]anthracene	ND	(390.0000)	UG/KG (Dry Weight)
				Dibenzofuran	ND	(390.0000)	UG/KG (Dry Weight)
				Diethyl phthalate	ND	(390.0000)	UG/KG (Dry Weight)
				Dimethyl phthalate	ND	(390.0000)	UG/KG (Dry Weight)
				Fluoranthene	ND	(390.0000)	UG/KG (Dry Weight)
				Fluorene	ND	(390.0000)	UG/KG (Dry Weight)
				Hexachlorobenzene	ND	(390.0000)	UG/KG (Dry Weight)
				Hexachlorobutadiene	ND	(390.0000)	UG/KG (Dry Weight)

BI = Datum associated with contaminated trip blank or laboratory method blank.

G = Result affected by non-target hydrocarbons (e.g., diesel influence in GRO analysis).

I = Chromatographic pattern associated with result is not recognized.

J = Estimated value; bias unknown.

M = Result influenced by matrix effects.

ND = Not detected.

TIN CITY LRRS
Analytical Results Summary
4,000 gal. diesel fuel tank UST #16 (removed) at Weather Station, Bldg. 132

IRP SITE: ST 12c

IRP DESCRIPTION: 4,000 gal. diesel fuel tank UST #16 (removed) at Weather Station, Bldg. 132

Location	Sample ID	Depth(ft)	Matrix	Analyte	Result	MRL	Units
SB J1	95TCJ001SB1.0	0.5-1.0	Soil	Hexachlorocyclopentadiene	ND	(390.0000)	UG/KG (Dry Weight)
				Hexachloroethane	ND	(390.0000)	UG/KG (Dry Weight)
				Indeno[1,2,3-cd]pyrene	ND	(390.0000)	UG/KG (Dry Weight)
				Isophorone	ND	(390.0000)	UG/KG (Dry Weight)
				N-Nitrosodi-n-propylamine	ND	(390.0000)	UG/KG (Dry Weight)
				N-Nitrosodiphenylamine	ND	(390.0000)	UG/KG (Dry Weight)
				Naphthalene	ND	(390.0000)	UG/KG (Dry Weight)
				Nitrobenzene	ND	(390.0000)	UG/KG (Dry Weight)
				Pentaachlorophenol	ND	(1900.0000)	UG/KG (Dry Weight)
				Phenanthrene	ND	(390.0000)	UG/KG (Dry Weight)
				Phenol	ND	(390.0000)	UG/KG (Dry Weight)
				Pyrene	240.0000	(390.0000)	UG/KG (Dry Weight)
				bis(2-Chloroethoxy)methane	ND	(390.0000)	UG/KG (Dry Weight)
				bis(2-Chloroethyl) ether	ND	(390.0000)	UG/KG (Dry Weight)
				bis(2-Ethylhexyl) phthalate	170.0000	(390.0000)	UG/KG (Dry Weight)
SB J2	95TCJ002SB1.0	0.0-0.5	Soil	TPH, diesel-range	14000.0000	(4500.0000)	MG/KG (Dry Weight)
				TPH, gasoline-range	30000.0000	(5600.0000)	UG/KG (Dry Weight)
				Organic Vapors	390.0000	(1.0000)	Meter Units
				Organic Vapors	62.3000	(1.0000)	Meter Units
				Benzene	ND	(1.1000)	UG/KG (Dry Weight)
				Ethylbenzene	6.1000	(1.1000)	UG/KG (Dry Weight)
				Toluene	ND	(1.1000)	UG/KG (Dry Weight)
				m-Xylene + p-Xylene	ND	(1.1000)	UG/KG (Dry Weight)
				o-Xylene	6.8000	(1.1000)	UG/KG (Dry Weight)
				1,2,4-Trichlorobenzene	ND	(370.0000)	UG/KG (Dry Weight)
				1,2-Dichlorobenzene	ND	(370.0000)	UG/KG (Dry Weight)
				1,3-Dichlorobenzene	ND	(370.0000)	UG/KG (Dry Weight)
				1,4-Dichlorobenzene	ND	(370.0000)	UG/KG (Dry Weight)
				2,2'-oxybis(1-Chloropropane)	ND	(370.0000)	UG/KG (Dry Weight)

BI = Datum associated with contaminated trip blank or laboratory method blank.
G = Result affected by non-target hydrocarbons (e.g., diesel influence in GRO analysis).
I = Chromatographic pattern associated with result is not recognized.
J = Estimated value; bias unknown.
M = Result influenced by matrix effects.
ND = Not detected.

TIN CITY LRRS
Analytical Results Summary
4,000 gal. diesel fuel tank UST #16 (removed) at Weather Station, Bldg. 132

IRP SITE: ST 12c

IRP DESCRIPTION: 4,000 gal. diesel fuel tank UST #16 (removed) at Weather Station, Bldg. 132

Location	Sample ID	Depth(ft)	Matrix	Analyte	Result	MRL	Units
SB-12	95TCJ002SB1.0	0.0-0.5	Soil	2,4,5-Trichlorophenol	ND	(370.0000)	UG/KG (Dry Weight)
				2,4,6-Trichlorophenol	ND	(370.0000)	UG/KG (Dry Weight)
				2,4-Dichlorophenol	ND	(370.0000)	UG/KG (Dry Weight)
				2,4-Dimethylphenol	ND	(370.0000)	UG/KG (Dry Weight)
				2,4-Dinitrophenol	ND	(1800.0000)	UG/KG (Dry Weight)
				2,4-Dinitrotoluene	ND	(370.0000)	UG/KG (Dry Weight)
				2,6-Dinitrotoluene	ND	(370.0000)	UG/KG (Dry Weight)
				2-Chloronaphthalene	ND	(370.0000)	UG/KG (Dry Weight)
				2-Chlorophenol	ND	(370.0000)	UG/KG (Dry Weight)
				2-Methyl-4,6-dinitrophenol	ND	(1800.0000)	UG/KG (Dry Weight)
				2-Methylnaphthalene	ND	(370.0000)	UG/KG (Dry Weight)
				2-Methylphenol	ND	(370.0000)	UG/KG (Dry Weight)
				2-Nitroaniline	ND	(1800.0000)	UG/KG (Dry Weight)
				2-Nitrophenol	ND	(370.0000)	UG/KG (Dry Weight)
				3,3'-Dichlorobenzidine	ND	(740.0000)	UG/KG (Dry Weight)
				3-Nitroaniline	ND	(1800.0000)	UG/KG (Dry Weight)
				4-Bromophenyl phenyl ether	ND	(370.0000)	UG/KG (Dry Weight)
				4-Chloro-3-methylphenol	ND	(740.0000)	UG/KG (Dry Weight)
				4-Chloroaniline	ND	(740.0000)	UG/KG (Dry Weight)
				4-Chlorophenyl phenyl ether	ND	(370.0000)	UG/KG (Dry Weight)
				4-Methylphenol	ND	(370.0000)	UG/KG (Dry Weight)
				4-Nitroaniline	ND	(1800.0000)	UG/KG (Dry Weight)
				4-Nitrophenol	ND	(1800.0000)	UG/KG (Dry Weight)
				Acenaphthene	ND	(370.0000)	UG/KG (Dry Weight)
				Acenaphthylene	ND	(370.0000)	UG/KG (Dry Weight)
				Anthracene	ND	(370.0000)	UG/KG (Dry Weight)
				Benz[a]anthracene	ND	(370.0000)	UG/KG (Dry Weight)
				Benzo[a]pyrene	ND	(370.0000)	UG/KG (Dry Weight)
				Benzo[b]fluoranthene	ND	(370.0000)	UG/KG (Dry Weight)

BI = Datum associated with contaminated trip blank or laboratory method blank.
 J = Estimated value; bias unknown.
 G = Result affected by non-target hydrocarbons (e.g., diesel influence in GRO analysis).
 I = Chromatographic pattern associated with result is not recognized.
 ND = Not detected.

TIN CITY LRRS
Analytical Results Summary
4,000 gal. diesel fuel tank UST #16 (removed) at Weather Station, Bldg. 132

IRP SITE: ST 12c

IRP DESCRIPTION: 4,000 gal. diesel fuel tank UST #16 (removed) at Weather Station, Bldg. 132

Location	Sample ID	Depth(ft)	Matrix	Analyte	Result	MRL	Units
SB-J2	95TC1002SB1.0	0.0-0.5	Soil	Benzo[g,h,i]perylene	ND	(370.0000)	UG/KG (Dry Weight)
				Benzo[k]fluoranthene	ND	(370.0000)	UG/KG (Dry Weight)
				Benzoic acid	ND	(1800.0000)	UG/KG (Dry Weight)
				Benzyl alcohol	ND	(740.0000)	UG/KG (Dry Weight)
				Benzyl butyl phthalate	ND	(370.0000)	UG/KG (Dry Weight)
				Chrysene	ND	(370.0000)	UG/KG (Dry Weight)
				Di-n-butyl phthalate	ND	(370.0000)	UG/KG (Dry Weight)
				Di-n-octyl phthalate	ND	(370.0000)	UG/KG (Dry Weight)
				Dibenz[a,h]anthracene	ND	(370.0000)	UG/KG (Dry Weight)
				Dibenzofuran	ND	(370.0000)	UG/KG (Dry Weight)
				Diethyl phthalate	ND	(370.0000)	UG/KG (Dry Weight)
				Dimethyl phthalate	ND	(370.0000)	UG/KG (Dry Weight)
				Fluoranthene	ND	(370.0000)	UG/KG (Dry Weight)
				Fluorene	ND	(370.0000)	UG/KG (Dry Weight)
				Hexachlorobenzene	ND	(370.0000)	UG/KG (Dry Weight)
				Hexachlorobutadiene	ND	(370.0000)	UG/KG (Dry Weight)
				Hexachlorocyclopentadiene	ND	(370.0000)	UG/KG (Dry Weight)
				Hexachloroethane	ND	(370.0000)	UG/KG (Dry Weight)
				Indeno[1,2,3-cd]pyrene	ND	(370.0000)	UG/KG (Dry Weight)
				Isophorone	ND	(370.0000)	UG/KG (Dry Weight)
				N-Nitrosodi-n-propylamine	ND	(370.0000)	UG/KG (Dry Weight)
				N-Nitrosodiphenylamine	ND	(370.0000)	UG/KG (Dry Weight)
				Naphthalene	ND	(370.0000)	UG/KG (Dry Weight)
				Nitrobenzene	ND	(370.0000)	UG/KG (Dry Weight)
				Pentachlorophenol	ND	(1800.0000)	UG/KG (Dry Weight)
				Phenanthrene	ND	(370.0000)	UG/KG (Dry Weight)
				Phenol	ND	(370.0000)	UG/KG (Dry Weight)
				Pyrene	240.0000	(370.0000)	UG/KG (Dry Weight)
				bis(2-Chloroethoxy)methane	ND	(370.0000)	UG/KG (Dry Weight)

BI = Datum associated with contaminated trip blank or laboratory method blank.
G = Result affected by non-target hydrocarbons (e.g., diesel influence in GRO analysis).
I = Chromatographic pattern associated with result is not recognized.
J = Estimated value; bias unknown.
M = Result influenced by matrix effects.
ND = Not detected.

TIN CITY LRRS

Analytical Results Summary

4,000 gal. diesel fuel tank UST #16 (removed) at Weather Station, Bldg. 132

IRP SITE: ST 12c

IRP DESCRIPTION: 4,000 gal. diesel fuel tank UST #16 (removed) at Weather Station, Bldg. 132

Location	Sample ID	Depth(ft)	Matrix	Analyte	Result	MRL	Units
SB J2	95TCJ002SB1.0	0.0-0.5	Soil	bis(2-Chloroethyl) ether	ND	(370.0000)	UG/KG (Dry Weight)
				bis(2-Ethylhexyl) phthalate	86.0000	(370.0000)	UG/KG (Dry Weight)
SB J3	95TCJ003SB1.0	0.5-1.0	Soil	TPH, diesel-range	5000.0000	(480.0000)	MG/KG (Dry Weight)
	95TCJ003SB01			Organic Vapors	255.0000	(1.0000)	Meter Units
	95TCJ003SB1.0			Organic Vapors	255.0000	(1.0000)	Meter Units
				Benzene	ND	(1.2000)	UG/KG (Dry Weight)
				Ethylbenzene	3.0000	(1.2000)	UG/KG (Dry Weight)
				Toluene	ND	(1.2000)	UG/KG (Dry Weight)
				m-Xylene + p-Xylene	ND	(1.2000)	UG/KG (Dry Weight)
				o-Xylene	16.0000	(1.2000)	UG/KG (Dry Weight)
SB J4	95TCJ004SB01.5	0.5-3.0	Soil	TPH, diesel-range	12000.0000	(910.0000)	MG/KG (Dry Weight)
				Organic Vapors	380.0000	(1.0000)	Meter Units
	95TCJ004SB03.5	3.0-4.5		Organic Vapors	368.0000	(1.0000)	Meter Units
	95TCJ004SB01.5	0.5-3.0		Benzene	ND	(1.1000)	UG/KG (Dry Weight)
				Ethylbenzene	150.0000	(1.1000)	UG/KG (Dry Weight)
				Toluene	17.0000	(1.1000)	UG/KG (Dry Weight)
				m-Xylene + p-Xylene	310.0000	(1.1000)	UG/KG (Dry Weight)
				o-Xylene	250.0000	(1.1000)	UG/KG (Dry Weight)
SB J5	95TCJ005SB03.0	2.0-3.5	Soil	TPH, diesel-range	130.0000	(45.0000)	MG/KG (Dry Weight)
				TPH, gasoline-range	ND	(5700.0000)	UG/KG (Dry Weight)
				Organic Vapors	21.0000	(1.0000)	Meter Units
	95TCJ005SB01.5	0.5-2.0		Organic Vapors	27.8000	(1.0000)	Meter Units
				Organic Vapors	21.0000	(1.0000)	Meter Units
				Organic Vapors	27.8000	(1.0000)	Meter Units
	95TCJ005SB03.0	2.0-3.5		Organic Vapors	175.0000	(1.0000)	Meter Units
				Benzene	ND	(1.1000)	UG/KG (Dry Weight)
				Ethylbenzene	ND	(1.1000)	UG/KG (Dry Weight)
				Toluene	ND	(1.1000)	UG/KG (Dry Weight)
				m-Xylene + p-Xylene	1.2000	(1.1000)	UG/KG (Dry Weight)

BI = Datum associated with contaminated trip blank or laboratory method blank.
 G = Result affected by non-target hydrocarbons (e.g., diesel influence in GRO analysis).
 I = Chromatographic pattern associated with result is not recognized.
 J = Estimated value; bias unknown.
 M = Result influenced by matrix effects.
 ND = Not detected.

TIN CITY LRRS
Analytical Results Summary
4,000 gal. diesel fuel tank UST #16 (removed) at Weather Station, Bldg. 132

IRP SITE: ST 12c

IRP DESCRIPTION: 4,000 gal. diesel fuel tank UST #16 (removed) at Weather Station, Bldg. 132

Location	Sample ID	Depth(ft)	Matrix	Analyte	Result	MRL	Units
SB J5	95TCJ005SB03.0	2.0-3.5	Soil	o-Xylene	ND	(1.1000)	UG/KG (Dry Weight)
				1,2,4-Trichlorobenzene	ND	(380.0000)	UG/KG (Dry Weight)
				1,2-Dichlorobenzene	ND	(380.0000)	UG/KG (Dry Weight)
				1,3-Dichlorobenzene	ND	(380.0000)	UG/KG (Dry Weight)
				1,4-Dichlorobenzene	ND	(380.0000)	UG/KG (Dry Weight)
				2,2'-oxybis(1-Chloropropane)	ND	(380.0000)	UG/KG (Dry Weight)
				2,4,5-Trichlorophenol	ND	(380.0000)	UG/KG (Dry Weight)
				2,4,6-Trichlorophenol	ND	(380.0000)	UG/KG (Dry Weight)
				2,4-Dichlorophenol	ND	(380.0000)	UG/KG (Dry Weight)
				2,4-Dimethylphenol	ND	(380.0000)	UG/KG (Dry Weight)
				2,4-Dinitrophenol	ND	(1800.0000)	UG/KG (Dry Weight)
				2,4-Dinitrotoluene	ND	(380.0000)	UG/KG (Dry Weight)
				2,6-Dinitrotoluene	ND	(380.0000)	UG/KG (Dry Weight)
				2-Chloronaphthalene	ND	(380.0000)	UG/KG (Dry Weight)
				2-Chlorophenol	ND	(380.0000)	UG/KG (Dry Weight)
				2-Methyl-4,6-dinitrophenol	ND	(1800.0000)	UG/KG (Dry Weight)
				2-Methylnaphthalene	ND	(380.0000)	UG/KG (Dry Weight)
				2-Methylphenol	ND	(380.0000)	UG/KG (Dry Weight)
				2-Nitroaniline	ND	(1800.0000)	UG/KG (Dry Weight)
				2-Nitrophenol	ND	(380.0000)	UG/KG (Dry Weight)
				3,3'-Dichlorobenzidine	ND	(750.0000)	UG/KG (Dry Weight)
				3-Nitroaniline	ND	(1800.0000)	UG/KG (Dry Weight)
				4-Bromophenyl phenyl ether	ND	(380.0000)	UG/KG (Dry Weight)
				4-Chloro-3-methylphenol	ND	(750.0000)	UG/KG (Dry Weight)
				4-Chloroaniline	ND	(750.0000)	UG/KG (Dry Weight)
				4-Chlorophenyl phenyl ether	ND	(380.0000)	UG/KG (Dry Weight)
				4-Methylphenol	ND	(380.0000)	UG/KG (Dry Weight)
				4-Nitroaniline	ND	(1800.0000)	UG/KG (Dry Weight)
				4-Nitrophenol	ND	(1800.0000)	UG/KG (Dry Weight)

BI = Datum associated with contaminated trip blank or laboratory method blank.
G = Result affected by non-target hydrocarbons (e.g., diesel influence in GRO analysis).
I = Chromatographic pattern associated with result is not recognized.
J = Estimated value, bias unknown.
M = Result influenced by matrix effects.
ND = Not detected.

TIN CITY LRRS

Analytical Results Summary

4,000 gal. diesel fuel tank UST #16 (removed) at Weather Station, Bldg. 132

IRP SITE: ST 12c

IRP DESCRIPTION: 4,000 gal. diesel fuel tank UST #16 (removed) at Weather Station, Bldg. 132

Location	Sample ID	Depth(ft)	Matrix	Analyte	Result	MRL	Units
SB J5	95TC1005SB03.0	2.0-3.5	Soil	Acenaphthene	ND	(380.0000)	UG/KG (Dry Weight)
				Acenaphthylene	ND	(380.0000)	UG/KG (Dry Weight)
				Anthracene	ND	(380.0000)	UG/KG (Dry Weight)
				Benz[a]anthracene	ND	(380.0000)	UG/KG (Dry Weight)
				Benzo[a]pyrene	ND	(380.0000)	UG/KG (Dry Weight)
				Benzo[b]fluoranthene	ND	(380.0000)	UG/KG (Dry Weight)
				Benzo[g,h,i]perylene	ND	(380.0000)	UG/KG (Dry Weight)
				Benzo[k]fluoranthene	ND	(380.0000)	UG/KG (Dry Weight)
				Benzoic acid	ND	(1800.0000)	UG/KG (Dry Weight)
				Benzyl alcohol	ND	(750.0000)	UG/KG (Dry Weight)
				Benzyl butyl phthalate	ND	(380.0000)	UG/KG (Dry Weight)
				Chrysene	ND	(380.0000)	UG/KG (Dry Weight)
				Di-n-butyl phthalate	ND	(380.0000)	UG/KG (Dry Weight)
				Di-n-octyl phthalate	ND	(380.0000)	UG/KG (Dry Weight)
				Dibenz[a,h]anthracene	ND	(380.0000)	UG/KG (Dry Weight)
				Dibenzofuran	ND	(380.0000)	UG/KG (Dry Weight)
				Diethyl phthalate	ND	(380.0000)	UG/KG (Dry Weight)
				Dimethyl phthalate	ND	(380.0000)	UG/KG (Dry Weight)
				Fluoranthene	ND	(380.0000)	UG/KG (Dry Weight)
				Fluorene	ND	(380.0000)	UG/KG (Dry Weight)
				Hexachlorobenzene	ND	(380.0000)	UG/KG (Dry Weight)
				Hexachlorobutadiene	ND	(380.0000)	UG/KG (Dry Weight)
				Hexachlorocyclopentadiene	ND	(380.0000)	UG/KG (Dry Weight)
				Hexachloroethane	ND	(380.0000)	UG/KG (Dry Weight)
				Indeno[1,2,3-cd]pyrene	ND	(380.0000)	UG/KG (Dry Weight)
				Isophorone	ND	(380.0000)	UG/KG (Dry Weight)
				N-Nitrosodi-n-propylamine	ND	(380.0000)	UG/KG (Dry Weight)
				N-Nitrosodiphenylamine	ND	(380.0000)	UG/KG (Dry Weight)
				Naphthalene	ND	(380.0000)	UG/KG (Dry Weight)

BI = Datum associated with contaminated trip blank or laboratory method blank.

G = Result affected by non-target hydrocarbons (e.g., diesel influence in GRO analysis).

I = Chromatographic pattern associated with result is not recognized.

J = Estimated value; bias unknown.

M = Result influenced by matrix effects.

ND = Not detected.

TIN CITY LRRS

Analytical Results Summary

4,000 gal. diesel fuel tank UST #16 (removed) at Weather Station, Bldg. 132

IRP SITE: ST 12c

IRP DESCRIPTION: 4,000 gal. diesel fuel tank UST #16 (removed) at Weather Station, Bldg. 132

Location	Sample ID	Depth(ft)	Matrix	Analyte	Result	MRL	Units
SB J5	95TCJ005SB03.0	2.0-3.5	Soil	Nitrobenzene	ND	(380.0000)	UG/KG (Dry Weight)
				Pentachlorophenol	ND	(1800.0000)	UG/KG (Dry Weight)
				Phenanthrene	ND	(380.0000)	UG/KG (Dry Weight)
				Phenol	ND	(380.0000)	UG/KG (Dry Weight)
				Pyrene	ND	(380.0000)	UG/KG (Dry Weight)
				bis(2-Chloroethoxy)methane	ND	(380.0000)	UG/KG (Dry Weight)
				bis(2-Chloroethyl) ether	ND	(380.0000)	UG/KG (Dry Weight)
				bis(2-Ethylhexyl) phthalate	ND	(380.0000)	UG/KG (Dry Weight)
				TPH, diesel-range	24000.0000	(4500.0000)	MG/KG (Dry Weight)
				TPH, diesel-range	9900.0000	(850.0000)	MG/KG (Dry Weight)
SB J6	95TCJ006SB01.5	0.5-2.5	Soil	TPH, residual-range	210.0000	(53.0000)	MG/KG (Dry Weight)
				TPH, gasoline-range	590.0000	(28.0000)	MG/KG (Dry Weight)
				TPH, gasoline-range	590.0000	(26.0000)	MG/KG (Dry Weight)
				Organic Vapors	880.0000	(1.0000)	Meter Units
				Organic Vapors	1510.0000	(1.0000)	Meter Units
				Organic Vapors	218.0000	(1.0000)	Meter Units
				Benzene	ND	(1.1000)	UG/KG (Dry Weight)
				Ethylbenzene	85.0000	(1.1000)	UG/KG (Dry Weight)
				Toluene	ND	(1.1000)	UG/KG (Dry Weight)
				m-Xylene + p-Xylene	ND	(1.1000)	UG/KG (Dry Weight)
				o-Xylene	65.0000	(1.1000)	UG/KG (Dry Weight)
				Benzene	ND	(130.0000)	UG/KG (Dry Weight)
				Ethylbenzene	19000.0000	(130.0000)	UG/KG (Dry Weight)
				Toluene	4000.0000	(130.0000)	UG/KG (Dry Weight)
				SB J6	95TCJ006SB01.5	0.5-2.5	Soil
o-Xylene	21000.0000	(130.0000)	UG/KG (Dry Weight)				
1,2,4-Trichlorobenzene	ND	(380.0000)	UG/KG (Dry Weight)				
1,2-Dichlorobenzene	ND	(380.0000)	UG/KG (Dry Weight)				
1,3-Dichlorobenzene	ND	(380.0000)	UG/KG (Dry Weight)				

BJ = Datum associated with contaminated trip blank or laboratory method blank. J = Estimated value; bias unknown.

G = Result affected by non-target hydrocarbons (e.g., diesel influence in GRO analysis). M = Result influenced by matrix effects.

I = Chromatographic pattern associated with result is not recognized. ND = Not detected.

TIN CITY LRRS

Analytical Results Summary

4,000 gal. diesel fuel tank UST #16 (removed) at Weather Station, Bldg. 132

IRP SITE: ST 12c

IRP DESCRIPTION: 4,000 gal. diesel fuel tank UST #16 (removed) at Weather Station, Bldg. 132

Location	Sample ID	Depth(ft)	Matrix	Analyte	Result	MRL	Units
SB J6	95TCJ006SB01.5	0.5-2.5	Soil	1,4-Dichlorobenzene	ND	(380.0000)	UG/KG (Dry Weight)
				2,2'-oxybis(1-Chloropropane)	ND	(380.0000)	UG/KG (Dry Weight)
				2,4,5-Trichlorophenol	ND	(380.0000)	UG/KG (Dry Weight)
				2,4,6-Trichlorophenol	ND	(380.0000)	UG/KG (Dry Weight)
				2,4-Dichlorophenol	ND	(380.0000)	UG/KG (Dry Weight)
				2,4-Dimethylphenol	ND	(380.0000)	UG/KG (Dry Weight)
				2,4-Dinitrophenol	ND	(1800.0000)	UG/KG (Dry Weight)
				2,4-Dinitrotoluene	ND	(380.0000)	UG/KG (Dry Weight)
				2,6-Dinitrotoluene	ND	(380.0000)	UG/KG (Dry Weight)
				2-Chloronaphthalene	ND	(380.0000)	UG/KG (Dry Weight)
				2-Chlorophenol	ND	(380.0000)	UG/KG (Dry Weight)
				2-Methyl-4,6-dinitrophenol	ND	(1800.0000)	UG/KG (Dry Weight)
				2-Methylnaphthalene	ND	(380.0000)	UG/KG (Dry Weight)
				2-Methylphenol	ND	(380.0000)	UG/KG (Dry Weight)
				2-Nitroaniline	ND	(1800.0000)	UG/KG (Dry Weight)
				2-Nitrophenol	ND	(380.0000)	UG/KG (Dry Weight)
				3,3'-Dichlorobenzidine	ND	(750.0000)	UG/KG (Dry Weight)
				3-Nitroaniline	ND	(1800.0000)	UG/KG (Dry Weight)
				4-Bromophenyl phenyl ether	ND	(380.0000)	UG/KG (Dry Weight)
				4-Chloro-3-methylphenol	ND	(750.0000)	UG/KG (Dry Weight)
				4-Chloroaniline	ND	(750.0000)	UG/KG (Dry Weight)
				4-Chlorophenyl phenyl ether	ND	(380.0000)	UG/KG (Dry Weight)
				4-Methylphenol	ND	(380.0000)	UG/KG (Dry Weight)
				4-Nitroaniline	ND	(1800.0000)	UG/KG (Dry Weight)
				4-Nitrophenol	ND	(1800.0000)	UG/KG (Dry Weight)
				Acenaphthene	ND	(380.0000)	UG/KG (Dry Weight)
				Acenaphthylene	ND	(380.0000)	UG/KG (Dry Weight)
				Anthracene	ND	(380.0000)	UG/KG (Dry Weight)
				Benz[a]anthracene	ND	(380.0000)	UG/KG (Dry Weight)

BI = Datum associated with contaminated trip blank or laboratory method blank.

G = Result affected by non-target hydrocarbons (e.g., diesel influence in GRO analysis).

I = Chromatographic pattern associated with result is not recognized.

J = Estimated value; bias unknown.

M = Result influenced by matrix effects.

ND = Not detected.

TIN CITY LRRS
Analytical Results Summary
4,000 gal. diesel fuel tank UST #16 (removed) at Weather Station, Bldg. 132

IRP SITE: ST 12c

IRP DESCRIPTION: 4,000 gal. diesel fuel tank UST #16 (removed) at Weather Station, Bldg. 132

Location	Sample ID	Depth(ft)	Matrix	Analyte	Result	MRL	Units
SB J6	95TCJ006SB01.5	0.5-2.5	Soil	Benzo[a]pyrene	ND	(380.0000)	UG/KG (Dry Weight)
				Benzo[b]fluoranthene	ND	(380.0000)	UG/KG (Dry Weight)
				Benzo[g,h,i]perylene	ND	(380.0000)	UG/KG (Dry Weight)
				Benzo[k]fluoranthene	ND	(380.0000)	UG/KG (Dry Weight)
				Benzoic acid	ND	(1800.0000)	UG/KG (Dry Weight)
				Benzyl alcohol	ND	(750.0000)	UG/KG (Dry Weight)
				Benzyl butyl phthalate	ND	(380.0000)	UG/KG (Dry Weight)
				Chrysene	ND	(380.0000)	UG/KG (Dry Weight)
				Di-n-butyl phthalate	ND	(380.0000)	UG/KG (Dry Weight)
				Di-n-octyl phthalate	ND	(380.0000)	UG/KG (Dry Weight)
				Dibenz[a,h]anthracene	ND	(380.0000)	UG/KG (Dry Weight)
				Dibenzofuran	ND	(380.0000)	UG/KG (Dry Weight)
				Diethyl phthalate	ND	(380.0000)	UG/KG (Dry Weight)
				Dimethyl phthalate	ND	(380.0000)	UG/KG (Dry Weight)
				Fluoranthene	90.0000	(380.0000)	UG/KG (Dry Weight)
				Fluorene	ND	(380.0000)	UG/KG (Dry Weight)
				Hexachlorobenzene	ND	(380.0000)	UG/KG (Dry Weight)
				Hexachlorobutadiene	ND	(380.0000)	UG/KG (Dry Weight)
				Hexachlorocyclopentadiene	ND	(380.0000)	UG/KG (Dry Weight)
				Hexachloroethane	ND	(380.0000)	UG/KG (Dry Weight)
				Indeno[1,2,3-cd]pyrene	ND	(380.0000)	UG/KG (Dry Weight)
				Isophorone	ND	(380.0000)	UG/KG (Dry Weight)
				N-Nitrosodi-n-propylamine	ND	(380.0000)	UG/KG (Dry Weight)
				N-Nitrosodiphenylamine	ND	(380.0000)	UG/KG (Dry Weight)
				Naphthalene	ND	(380.0000)	UG/KG (Dry Weight)
				Nitrobenzene	ND	(380.0000)	UG/KG (Dry Weight)
				Pentachlorophenol	ND	(1800.0000)	UG/KG (Dry Weight)
				Phenanthrene	ND	(380.0000)	UG/KG (Dry Weight)
				Phenol	ND	(380.0000)	UG/KG (Dry Weight)

BI = Datum associated with contaminated trip blank or laboratory method blank.

G = Result affected by non-target hydrocarbons (e.g., diesel influence in GRO analysis).

I = Chromatographic pattern associated with result is not recognized.

J = Estimated value; bias unknown.

M = Result influenced by matrix effects.

ND = Not detected.

TIN CITY LRRS
Analytical Results Summary
4,000 gal. diesel fuel tank UST #16 (removed) at Weather Station, Bldg. 132

IRP SITE: ST 12c

IRP DESCRIPTION: 4,000 gal. diesel fuel tank UST #16 (removed) at Weather Station, Bldg. 132

Location	Sample ID	Depth(ft)	Matrix	Analyte	Result	MRL	Units
SB J6	95TCJ006SB01.5	0.5-2.5	Soil	Pyrene	220.0000	(380.0000)	UG/KG (Dry Weight)
				bis(2-Chloroethoxy)methane	ND	(380.0000)	UG/KG (Dry Weight)
				bis(2-Chloroethyl) ether	ND	(380.0000)	UG/KG (Dry Weight)
				bis(2-Ethylhexyl) phthalate	340.0000	(380.0000)	UG/KG (Dry Weight)
	95TCJ006SB5.5	5.0-6.0		1,2,4-Trichlorobenzene	ND	(350.0000)	UG/KG (Dry Weight)
				1,2-Dichlorobenzene	ND	(350.0000)	UG/KG (Dry Weight)
				1,3-Dichlorobenzene	ND	(350.0000)	UG/KG (Dry Weight)
				1,4-Dichlorobenzene	ND	(350.0000)	UG/KG (Dry Weight)
				2,2'-oxybis(1-Chloropropane)	ND	(350.0000)	UG/KG (Dry Weight)
				2,4,5-Trichlorophenol	ND	(350.0000)	UG/KG (Dry Weight)
				2,4,6-Trichlorophenol	ND	(350.0000)	UG/KG (Dry Weight)
				2,4-Dichlorophenol	ND	(350.0000)	UG/KG (Dry Weight)
				2,4-Dimethylphenol	ND	(350.0000)	UG/KG (Dry Weight)
				2,4-Dinitrophenol	ND	(1700.0000)	UG/KG (Dry Weight)
				2,4-Dinitrotoluene	ND	(350.0000)	UG/KG (Dry Weight)
				2,6-Dinitrotoluene	ND	(350.0000)	UG/KG (Dry Weight)
				2-Chloronaphthalene	ND	(350.0000)	UG/KG (Dry Weight)
				2-Chlorophenol	ND	(350.0000)	UG/KG (Dry Weight)
				2-Methyl-4,6-dinitrophenol	ND	(1700.0000)	UG/KG (Dry Weight)
				2-Methylnaphthalene	26000.0000	(350.0000)	UG/KG (Dry Weight) J
				2-Methylphenol	ND	(350.0000)	UG/KG (Dry Weight)
				2-Nitroaniline	ND	(1700.0000)	UG/KG (Dry Weight)
				2-Nitrophenol	ND	(350.0000)	UG/KG (Dry Weight)
				3,3'-Dichlorobenzidine	ND	(700.0000)	UG/KG (Dry Weight)
				3-Nitroaniline	ND	(1700.0000)	UG/KG (Dry Weight)
				4-Bromophenyl phenyl ether	ND	(350.0000)	UG/KG (Dry Weight)
				4-Chloro-3-methylphenol	ND	(700.0000)	UG/KG (Dry Weight)
				4-Chloroaniline	ND	(700.0000)	UG/KG (Dry Weight)
				4-Chlorophenyl phenyl ether	ND	(350.0000)	UG/KG (Dry Weight)

BI = Datum associated with contaminated trip blank or laboratory method blank.

G = Result affected by non-target hydrocarbons (e.g., diesel influence in GRO analysis).

I = Chromatographic pattern associated with result is not recognized.

J = Estimated value; bias unknown.

M = Result influenced by matrix effects.

ND = Not detected.

TIN CITY LRRS
Analytical Results Summary

4,000 gal. diesel fuel tank UST #16 (removed) at Weather Station, Bldg. 132

IRP SITE: ST 12c

IRP DESCRIPTION: 4,000 gal. diesel fuel tank UST #16 (removed) at Weather Station, Bldg. 132

Location	Sample ID	Depth(ft)	Matrix	Analyte	Result	MRL	Units
SB J6	95TC1006SB5.5	5.0-6.0	Soil	4-Methylphenol	ND	(350.0000)	UG/KG (Dry Weight)
				4-Nitroaniline	ND	(1700.0000)	UG/KG (Dry Weight)
				4-Nitrophenol	ND	(1700.0000)	UG/KG (Dry Weight)
				Acenaphthene	ND	(350.0000)	UG/KG (Dry Weight)
				Acenaphthylene	ND	(350.0000)	UG/KG (Dry Weight)
				Anthracene	ND	(350.0000)	UG/KG (Dry Weight)
				Benz[a]anthracene	100.0000	(350.0000)	UG/KG (Dry Weight)
				Benzo[a]pyrene	ND	(350.0000)	UG/KG (Dry Weight)
				Benzo[b]fluoranthene	ND	(350.0000)	UG/KG (Dry Weight)
				Benzo[ghi]perylene	ND	(350.0000)	UG/KG (Dry Weight)
				Benzo[k]fluoranthene	ND	(350.0000)	UG/KG (Dry Weight)
				Benzoic acid	ND	(1700.0000)	UG/KG (Dry Weight)
				Benzyl alcohol	ND	(700.0000)	UG/KG (Dry Weight)
				Benzyl butyl phthalate	ND	(350.0000)	UG/KG (Dry Weight)
				Chrysene	110.0000	(350.0000)	UG/KG (Dry Weight)
				Di-n-butyl phthalate	ND	(350.0000)	UG/KG (Dry Weight)
				Di-n-octyl phthalate	ND	(350.0000)	UG/KG (Dry Weight)
				Dibenz[a,h]anthracene	ND	(350.0000)	UG/KG (Dry Weight)
				Dibenzofuran	ND	(350.0000)	UG/KG (Dry Weight)
				Diethyl phthalate	ND	(350.0000)	UG/KG (Dry Weight)
				Dimethyl phthalate	ND	(350.0000)	UG/KG (Dry Weight)
				Fluoranthene	280.0000	(350.0000)	UG/KG (Dry Weight)
				Fluorene	ND	(350.0000)	UG/KG (Dry Weight)
				Hexachlorobenzene	ND	(350.0000)	UG/KG (Dry Weight)
				Hexachlorobutadiene	ND	(350.0000)	UG/KG (Dry Weight)
				Hexachlorocyclopentadiene	ND	(350.0000)	UG/KG (Dry Weight)
				Hexachloroethane	ND	(350.0000)	UG/KG (Dry Weight)
				Indeno[1,2,3-cd]pyrene	ND	(350.0000)	UG/KG (Dry Weight)
				Isophorone	ND	(350.0000)	UG/KG (Dry Weight)

BI = Datum associated with contaminated trip blank or laboratory method blank.
 G = Result affected by non-target hydrocarbons (e.g., diesel influence in GRO analysis).
 I = Chromatographic pattern associated with result; is not recognized.
 J = Estimated value; bias unknown.
 M = Result influenced by matrix effects.
 ND = Not detected.

TIN CITY LRRS
Analytical Results Summary

4,000 gal. diesel fuel tank UST #16 (removed) at Weather Station, Bldg. 132

IRP SITE: ST 12c

IRP DESCRIPTION: 4,000 gal. diesel fuel tank UST #16 (removed) at Weather Station, Bldg. 132

Location	Sample ID	Depth(ft)	Matrix	Analyte	Result	MRL	Units
SB J6	95TCJ006SB5.5	5.0-6.0	Soil	N-Nitrosodi-n-propylamine	ND	(350.0000)	UG/KG (Dry Weight)
				N-Nitrosodiphenylamine	ND	(350.0000)	UG/KG (Dry Weight)
				Naphthalene	ND	(350.0000)	UG/KG (Dry Weight)
				Nitrobenzene	ND	(350.0000)	UG/KG (Dry Weight)
				Pentachlorophenol	ND	(1700.0000)	UG/KG (Dry Weight)
				Phenanthrene	560.0000	(350.0000)	UG/KG (Dry Weight)
				Phenol	ND	(350.0000)	UG/KG (Dry Weight)
				Pyrene	340.0000	(350.0000)	UG/KG (Dry Weight)
				bis(2-Chloroethoxy)methane	ND	(350.0000)	UG/KG (Dry Weight)
				bis(2-Chloroethyl) ether	ND	(350.0000)	UG/KG (Dry Weight)
				bis(2-Ethylhexyl) phthalate	88.0000	(350.0000)	UG/KG (Dry Weight)
SB J7	95TCJ007SB5.5	5.0-6.0	Soil	TPH, diesel-range	11000.0000	(900.0000)	MG/KG (Dry Weight)
				TPH, gasoline-range	2300000.0000	(5600.0000)	UG/KG (Dry Weight)
	95TCJ007SB1.5	0.5-2.5		Organic Vapors	50.2000	(1.0000)	Meter Units
	95TCJ007SB3.0	2.5-4.5		Organic Vapors	55.4000	(1.0000)	Meter Units
	95TCJ007SB5.5	5.0-6.0		Organic Vapors	124.0000	(1.0000)	Meter Units
				Benzene	ND	(1.1000)	UG/KG (Dry Weight)
				Ethylbenzene	59.0000	(1.1000)	UG/KG (Dry Weight)
				Toluene	ND	(1.1000)	UG/KG (Dry Weight)
				m-Xylene + p-Xylene	39.0000	(1.1000)	UG/KG (Dry Weight)
				o-Xylene	78.0000	(1.1000)	UG/KG (Dry Weight)
				1,2,4-Trichlorobenzene	ND	(370.0000)	UG/KG (Dry Weight) J
				1,2-Dichlorobenzene	ND	(370.0000)	UG/KG (Dry Weight) J
				1,3-Dichlorobenzene	ND	(370.0000)	UG/KG (Dry Weight) J
				1,4-Dichlorobenzene	ND	(370.0000)	UG/KG (Dry Weight) J
				2,2'-oxybis(1-Chloropropane)	ND	(370.0000)	UG/KG (Dry Weight) J
				2,4,5-Trichlorophenol	ND	(370.0000)	UG/KG (Dry Weight) J
				2,4,6-Trichlorophenol	ND	(370.0000)	UG/KG (Dry Weight) J
				2,4-Dichlorophenol	ND	(370.0000)	UG/KG (Dry Weight) J

BI = Datum associated with contaminated trip blank or laboratory method blank.
 G = Result affected by non-target hydrocarbons (e.g., diesel influence in GRO analysis).
 I = Chromatographic pattern associated with result is not recognized.
 J = Estimated value; bias unknown.
 M = Result influenced by matrix effects.
 ND = Not detected.

TIN CITY LRRS

Analytical Results Summary

4,000 gal. diesel fuel tank UST #16 (removed) at Weather Station, Bldg. 132

IRP SITE: ST 12c

IRP DESCRIPTION: 4,000 gal. diesel fuel tank UST #16 (removed) at Weather Station, Bldg. 132

Location	Sample ID	Depth(ft)	Matrix	Analyte	Result	MRL	Units
SB J7	95TC1007SB5.5	5.0-6.0	Soil	2,4-Dimethylphenol	ND	(370.0000)	UG/KG (Dry Weight) J
				2,4-Dinitrophenol	ND	(1800.0000)	UG/KG (Dry Weight) J
				2,4-Dinitrotoluene	ND	(370.0000)	UG/KG (Dry Weight) J
				2,6-Dinitrotoluene	ND	(370.0000)	UG/KG (Dry Weight) J
				2-Chloronaphthalene	ND	(370.0000)	UG/KG (Dry Weight) J
				2-Chlorophenol	ND	(370.0000)	UG/KG (Dry Weight) J
				2-Methyl-4,6-dinitrophenol	ND	(1800.0000)	UG/KG (Dry Weight) J
				2-Methylnaphthalene	2500.0000	(370.0000)	UG/KG (Dry Weight) J
				2-Methylphenol	ND	(370.0000)	UG/KG (Dry Weight) J
				2-Nitroaniline	ND	(1800.0000)	UG/KG (Dry Weight) J
				2-Nitrophenol	ND	(370.0000)	UG/KG (Dry Weight) J
				3,3'-Dichlorobenzidine	ND	(740.0000)	UG/KG (Dry Weight) J
				3-Nitroaniline	ND	(1800.0000)	UG/KG (Dry Weight) J
				4-Bromophenyl phenyl ether	ND	(370.0000)	UG/KG (Dry Weight) J
				4-Chloro-3-methylphenol	ND	(740.0000)	UG/KG (Dry Weight) J
				4-Chloroaniline	ND	(740.0000)	UG/KG (Dry Weight) J
				4-Chlorophenyl phenyl ether	ND	(370.0000)	UG/KG (Dry Weight) J
				4-Methylphenol	ND	(370.0000)	UG/KG (Dry Weight) J
				4-Nitroaniline	ND	(1800.0000)	UG/KG (Dry Weight) J
				4-Nitrophenol	ND	(1800.0000)	UG/KG (Dry Weight) J
				Acenaphthene	ND	(370.0000)	UG/KG (Dry Weight) J
				Acenaphthylene	ND	(370.0000)	UG/KG (Dry Weight) J
				Anthracene	ND	(370.0000)	UG/KG (Dry Weight) J
				Benzo[a]anthracene	ND	(370.0000)	UG/KG (Dry Weight) J
				Benzo[a]pyrene	ND	(370.0000)	UG/KG (Dry Weight) J
				Benzo[b]fluoranthene	ND	(370.0000)	UG/KG (Dry Weight) J
				Benzo[g,h,i]perylene	ND	(370.0000)	UG/KG (Dry Weight) J
				Benzo[k]fluoranthene	ND	(370.0000)	UG/KG (Dry Weight) J
				Benzoic acid	ND	(1800.0000)	UG/KG (Dry Weight) J

BI = Datum associated with contaminated trip blank or laboratory method blank.

G = Result affected by non-target hydrocarbons (e.g., diesel influence in GRO analysis).

I = Chromatographic pattern associated with result is not recognized.

J = Estimated value; bias unknown.

M = Result influenced by matrix effects.

ND = Not detected.

TIN CITY LRRS
Analytical Results Summary
4,000 gal. diesel fuel tank UST #16 (removed) at Weather Station, Bldg. 132

IRP SITE: ST 12c

IRP DESCRIPTION: 4,000 gal. diesel fuel tank UST #16 (removed) at Weather Station, Bldg. 132

Location	Sample ID	Depth(ft)	Matrix	Analyte	Result	MRL	Units
SB J7	95TCJ007SB5.5	5.0-6.0	Soil	Benzyl alcohol	ND	(740.0000)	UG/KG (Dry Weight) J
				Benzyl butyl phthalate	ND	(370.0000)	UG/KG (Dry Weight) J
				Chrysene	ND	(370.0000)	UG/KG (Dry Weight) J
				Di-n-butyl phthalate	ND	(370.0000)	UG/KG (Dry Weight) J
				Di-n-octyl phthalate	ND	(370.0000)	UG/KG (Dry Weight) J
				Dibenz[a,h]anthracene	ND	(370.0000)	UG/KG (Dry Weight) J
				Dibenzofuran	ND	(370.0000)	UG/KG (Dry Weight) J
				Diethyl phthalate	ND	(370.0000)	UG/KG (Dry Weight) J
				Dimethyl phthalate	ND	(370.0000)	UG/KG (Dry Weight) J
				Fluoranthene	ND	(370.0000)	UG/KG (Dry Weight) J
				Fluorene	ND	(370.0000)	UG/KG (Dry Weight) J
				Hexachlorobenzene	ND	(370.0000)	UG/KG (Dry Weight) J
				Hexachlorobutadiene	ND	(370.0000)	UG/KG (Dry Weight) J
				Hexachlorocyclopentadiene	ND	(370.0000)	UG/KG (Dry Weight) J
				Hexachloroethane	ND	(370.0000)	UG/KG (Dry Weight) J
				Indeno[1,2,3-cd]pyrene	ND	(370.0000)	UG/KG (Dry Weight) J
				Isophorone	ND	(370.0000)	UG/KG (Dry Weight) J
				N-Nitrosodi-n-propylamine	ND	(370.0000)	UG/KG (Dry Weight) J
				N-Nitrosodiphenylamine	ND	(370.0000)	UG/KG (Dry Weight) J
				Naphthalene	ND	(370.0000)	UG/KG (Dry Weight) J
				Nitrobenzene	ND	(370.0000)	UG/KG (Dry Weight) J
				Pentachlorophenol	ND	(1800.0000)	UG/KG (Dry Weight) J
				Phenanthrene	130.0000	(370.0000)	UG/KG (Dry Weight) J
				Phenol	ND	(370.0000)	UG/KG (Dry Weight) J
				Pyrene	ND	(370.0000)	UG/KG (Dry Weight) J
				bis(2-Chloroethoxy)methane	ND	(370.0000)	UG/KG (Dry Weight) J
				bis(2-Chloroethyl) ether	ND	(370.0000)	UG/KG (Dry Weight) J
				bis(2-Ethylhexyl) phthalate	ND	(370.0000)	UG/KG (Dry Weight) J
SB J8	95TCJ008SB1.0	0.0-0.5	Soil	TPH, diesel-range	140.0000	(44.0000)	MG/KG (Dry Weight)

BI = Datum associated with contaminated trip blank or laboratory method blank.

G = Result affected by non-target hydrocarbons (e.g., diesel influence in GRO analysis).

I = Chromatographic pattern associated with result is not recognized.

J = Estimated value; bias unknown.

M = Result influenced by matrix effects.

ND = Not detected.

TIN CITY LRRS

Analytical Results Summary

4,000 gal. diesel fuel tank UST #16 (removed) at Weather Station, Bldg. 132

IRP SITE: ST 12c

IRP DESCRIPTION: 4,000 gal. diesel fuel tank UST #16 (removed) at Weather Station, Bldg. 132

Location	Sample ID	Depth(ft)	Matrix	Analyte	Result	MRL	Units
SB J8	95TCJ008SB01	0.0-0.5	Soil	Organic Vapors	37.0000	(1.0000)	Meter Units
				Organic Vapors	37.0000	(1.0000)	Meter Units
				Benzene	ND	(1.1000)	UG/KG (Dry Weight)
				Ethylbenzene	ND	(1.1000)	UG/KG (Dry Weight)
				Toluene	ND	(1.1000)	UG/KG (Dry Weight)
				m-Xylene + p-Xylene	ND	(1.1000)	UG/KG (Dry Weight)
SB J9	95TCJ009SB1.0	0.0-0.5	Soil	o-Xylene	ND	(1.1000)	UG/KG (Dry Weight)
				TPH, diesel-range	18000.0000	(4900.0000)	MG/KG (Dry Weight)
				Organic Vapors	242.0000	(1.0000)	Meter Units
				Organic Vapors	242.0000	(1.0000)	Meter Units
				Benzene	ND	(1.2000)	UG/KG (Dry Weight)
				Ethylbenzene	ND	(1.2000)	UG/KG (Dry Weight)
				Toluene	ND	(1.2000)	UG/KG (Dry Weight)
				m-Xylene + p-Xylene	ND	(1.2000)	UG/KG (Dry Weight)
				o-Xylene	ND	(1.2000)	UG/KG (Dry Weight)
				TPH, diesel-range	75.0000	(4.0000)	MG/KG (Dry Weight)
SB J10	95TCJ010SB1.0	0.5-1.0	Soil	TPH, gasoline-range	ND	(5600.0000)	UG/KG (Dry Weight)
				Benzene	ND	(1.1000)	UG/KG (Dry Weight)
				Ethylbenzene	ND	(1.1000)	UG/KG (Dry Weight)
				Toluene	ND	(1.1000)	UG/KG (Dry Weight)
				m-Xylene + p-Xylene	ND	(1.1000)	UG/KG (Dry Weight)
				o-Xylene	ND	(1.1000)	UG/KG (Dry Weight)
				1,2,4-Trichlorobenzene	ND	(370.0000)	UG/KG (Dry Weight)
				1,2-Dichlorobenzene	ND	(370.0000)	UG/KG (Dry Weight)
				1,3-Dichlorobenzene	ND	(370.0000)	UG/KG (Dry Weight)
				1,4-Dichlorobenzene	ND	(370.0000)	UG/KG (Dry Weight)
				2,2'-oxybis(1-Chloropropane)	ND	(370.0000)	UG/KG (Dry Weight)
				2,4,5-Trichlorophenol	ND	(370.0000)	UG/KG (Dry Weight)
				2,4,6-Trichlorophenol	ND	(370.0000)	UG/KG (Dry Weight)

BI = Datum associated with contaminated trip blank or laboratory method blank.

G = Result affected by non-target hydrocarbons (e.g., diesel influence in GRO analysis).

I = Chromatographic pattern associated with result is not recognized.

J = Estimated value; bias unknown.

M = Result influenced by matrix effects.

ND = Not detected.

TIN CITY LRRS

Analytical Results Summary

4,000 gal. diesel fuel tank UST #16 (removed) at Weather Station, Bldg. 132

IRP SITE: ST 12c

IRP DESCRIPTION: 4,000 gal. diesel fuel tank UST #16 (removed) at Weather Station, Bldg. 132

Location	Sample ID	Depth(ft)	Matrix	Analyte	Result	MRL	Units
SB J10	95TCJ010SB1.0	0.5-1.0	Soil	2,4-Dichlorophenol	ND	(370.0000)	UG/KG (Dry Weight)
				2,4-Dimethylphenol	ND	(370.0000)	UG/KG (Dry Weight)
				2,4-Dinitrophenol	ND	(1800.0000)	UG/KG (Dry Weight)
				2,4-Dinitrotoluene	ND	(370.0000)	UG/KG (Dry Weight)
				2,6-Dinitrotoluene	ND	(370.0000)	UG/KG (Dry Weight)
				2-Chloronaphthalene	ND	(370.0000)	UG/KG (Dry Weight)
				2-Chlorophenol	ND	(370.0000)	UG/KG (Dry Weight)
				2-Methyl-4,6-dinitrophenol	ND	(1800.0000)	UG/KG (Dry Weight)
				2-Methylnaphthalene	ND	(370.0000)	UG/KG (Dry Weight)
				2-Methylphenol	ND	(370.0000)	UG/KG (Dry Weight)
				2-Nitroaniline	ND	(1800.0000)	UG/KG (Dry Weight)
				2-Nitrophenol	ND	(370.0000)	UG/KG (Dry Weight)
				3,3'-Dichlorobenzidine	ND	(740.0000)	UG/KG (Dry Weight)
				3-Nitroaniline	ND	(1800.0000)	UG/KG (Dry Weight)
				4-Bromophenyl phenyl ether	ND	(370.0000)	UG/KG (Dry Weight)
				4-Chloro-3-methylphenol	ND	(740.0000)	UG/KG (Dry Weight)
				4-Chloroaniline	ND	(740.0000)	UG/KG (Dry Weight)
				4-Chlorophenyl phenyl ether	ND	(370.0000)	UG/KG (Dry Weight)
				4-Methylphenol	ND	(370.0000)	UG/KG (Dry Weight)
				4-Nitroaniline	ND	(1800.0000)	UG/KG (Dry Weight)
				4-Nitrophenol	ND	(1800.0000)	UG/KG (Dry Weight)
				Acenaphthene	ND	(370.0000)	UG/KG (Dry Weight)
				Acenaphthylene	ND	(370.0000)	UG/KG (Dry Weight)
				Anthracene	ND	(370.0000)	UG/KG (Dry Weight)
				Benz[a]anthracene	ND	(370.0000)	UG/KG (Dry Weight)
				Benzo[a]pyrene	ND	(370.0000)	UG/KG (Dry Weight)
				Benzo[b]fluoranthene	ND	(370.0000)	UG/KG (Dry Weight)
				Benzo[g,h,i]perylene	ND	(370.0000)	UG/KG (Dry Weight)
				Benzo[k]fluoranthene	ND	(370.0000)	UG/KG (Dry Weight)

BI = Datum associated with contaminated trip blank or laboratory method blank.

G = Result affected by non-target hydrocarbons (e.g., diesel influence in GRO analysis).

I = Chromatographic pattern associated with result is not recognized.

J = Estimated value; bias unknown.

M = Result influenced by matrix effects.

ND = Not detected.

TIN CITY LRRS
Analytical Results Summary
4,000 gal. diesel fuel tank UST #16 (removed) at Weather Station, Bldg. 132

IRP SITE: ST 12c

IRP DESCRIPTION: 4,000 gal. diesel fuel tank UST #16 (removed) at Weather Station, Bldg. 132

Location	Sample ID	Depth(ft)	Matrix	Analyte	Result	MRL	Units
SB J10	95TC1010SB1.0	0.5-1.0	Soil	Benzoic acid	ND	(1800.0000)	UG/KG (Dry Weight)
				Benzyl alcohol	ND	(740.0000)	UG/KG (Dry Weight)
				Benzyl butyl phthalate	ND	(370.0000)	UG/KG (Dry Weight)
				Chrysene	ND	(370.0000)	UG/KG (Dry Weight)
				Di-n-butyl phthalate	ND	(370.0000)	UG/KG (Dry Weight)
				Di-n-octyl phthalate	ND	(370.0000)	UG/KG (Dry Weight)
				Dibenz[a,h]anthracene	ND	(370.0000)	UG/KG (Dry Weight)
				Dibenzofuran	ND	(370.0000)	UG/KG (Dry Weight)
				Diethyl phthalate	ND	(370.0000)	UG/KG (Dry Weight)
				Dimethyl phthalate	ND	(370.0000)	UG/KG (Dry Weight)
				Fluoranthene	ND	(370.0000)	UG/KG (Dry Weight)
				Fluorene	ND	(370.0000)	UG/KG (Dry Weight)
				Hexachlorobenzene	ND	(370.0000)	UG/KG (Dry Weight)
				Hexachlorobutadiene	ND	(370.0000)	UG/KG (Dry Weight)
				Hexachlorocyclopentadiene	ND	(370.0000)	UG/KG (Dry Weight)
				Hexachloroethane	ND	(370.0000)	UG/KG (Dry Weight)
				Indeno[1,2,3-cd]pyrene	ND	(370.0000)	UG/KG (Dry Weight)
				Isophorone	ND	(370.0000)	UG/KG (Dry Weight)
				N-Nitrosodi-n-propylamine	ND	(370.0000)	UG/KG (Dry Weight)
				N-Nitrosodiphenylamine	ND	(370.0000)	UG/KG (Dry Weight)
				Naphthalene	ND	(370.0000)	UG/KG (Dry Weight)
				Nitrobenzene	ND	(370.0000)	UG/KG (Dry Weight)
				Pentachlorophenol	ND	(1800.0000)	UG/KG (Dry Weight)
				Phenanthrene	ND	(370.0000)	UG/KG (Dry Weight)
				Phenol	ND	(370.0000)	UG/KG (Dry Weight)
				Pyrene	ND	(370.0000)	UG/KG (Dry Weight)
				bis(2-Chloroethoxy)methane	ND	(370.0000)	UG/KG (Dry Weight)
				bis(2-Chloroethyl) ether	ND	(370.0000)	UG/KG (Dry Weight)
				bis(2-Ethylhexyl) phthalate	ND	(370.0000)	UG/KG (Dry Weight)

BI = Datum associated with contaminated trip blank or laboratory method blank.
 G = Result affected by non-target hydrocarbons (e.g., diesel influence in GRO analysis).
 I = Chromatographic pattern associated with result is not recognized.
 J = Estimated value; bias unknown.
 M = Result influenced by matrix effects.
 ND = Not detected.

TIN CITY LRRS
Analytical Results Summary

Stained soils from spill/leak #3 at lower tram (not including AST)

IRP SITE: SS 13a

IRP DESCRIPTION: Stained soils from spill/leak #3 at lower tram (not including AST)

Location	Sample ID	Depth(ft)	Matrix	Analyte	Result	MRL	Units
SS G1	95TCG001SS	0.0-0.5	Soil	TPH, diesel-range	2300.0000	(420.0000)	MG/KG (Dry Weight)
				Benzene	ND	(1.0000)	UG/KG (Dry Weight)
				Ethylbenzene	ND	(1.0000)	UG/KG (Dry Weight)
				Toluene	ND	(1.0000)	UG/KG (Dry Weight)
				m-Xylene + p-Xylene	ND	(1.0000)	UG/KG (Dry Weight)
				o-Xylene	ND	(1.0000)	UG/KG (Dry Weight)

BI = Datum associated with contaminated trip blank or laboratory method blank.
 G = Result affected by non-target hydrocarbons (e.g., diesel influence in GRO analysis).
 I = Chromatographic pattern associated with result is not recognized.
 J = Estimated value; bias unknown.
 M = Result influenced by matrix effects.
 ND = Not detected.

TIN CITY LRRS

Analytical Results Summary

Transformers formerly sited on stained concrete pad and soils at lower tram

IRP SITE: SS 13b

IRP DESCRIPTION: Transformers formerly sited on stained concrete pad and soils at lower tram

Location	Sample ID	Depth(ft)	Matrix	Analyte	Result	MRL	Units
SS H1	95TCH001SS	0.0-0.5	Soil	TPH, gasoline-range	ND	(5200.0000)	UG/KG (Dry Weight)
				4,4'-DDD	ND	(3.4000)	UG/KG (Dry Weight)
				4,4'-DDE	ND	(3.4000)	UG/KG (Dry Weight)
				4,4'-DDT	ND	(3.4000)	UG/KG (Dry Weight)
				Aldrin	ND	(1.8000)	UG/KG (Dry Weight)
				Aroclor-1016	ND	(34.0000)	UG/KG (Dry Weight)
				Aroclor-1221	ND	(70.0000)	UG/KG (Dry Weight)
				Aroclor-1232	ND	(34.0000)	UG/KG (Dry Weight)
				Aroclor-1242	ND	(34.0000)	UG/KG (Dry Weight)
				Aroclor-1248	ND	(34.0000)	UG/KG (Dry Weight)
				Aroclor-1254	ND	(34.0000)	UG/KG (Dry Weight)
				Aroclor-1260	ND	(34.0000)	UG/KG (Dry Weight)
				Chlordane, technical	ND	(34.0000)	UG/KG (Dry Weight)
				Dieldrin	ND	(3.4000)	UG/KG (Dry Weight)
				Endosulfan I	ND	(1.8000)	UG/KG (Dry Weight)
				Endosulfan II	ND	(3.4000)	UG/KG (Dry Weight)
				Endosulfan sulfate	ND	(3.4000)	UG/KG (Dry Weight)
				Endrin	ND	(3.4000)	UG/KG (Dry Weight)
				Endrin aldehyde	ND	(3.4000)	UG/KG (Dry Weight)
				Heptachlor	ND	(1.8000)	UG/KG (Dry Weight)
				Heptachlor epoxide	ND	(1.8000)	UG/KG (Dry Weight)
				Methoxychlor	ND	(18.0000)	UG/KG (Dry Weight) J
				Toxaphene	ND	(180.0000)	UG/KG (Dry Weight)
				alpha-BHC	ND	(1.8000)	UG/KG (Dry Weight)
				beta-BHC	ND	(1.8000)	UG/KG (Dry Weight)
				delta-BHC	ND	(1.8000)	UG/KG (Dry Weight)
				gamma-BHC	ND	(1.8000)	UG/KG (Dry Weight)
SS H2	95TCH002SS	0.0-0.5	Soil	TPH, gasoline-range	ND	(5300.0000)	UG/KG (Dry Weight)
				4,4'-DDD	ND	(3.5000)	UG/KG (Dry Weight)

BI = Datum associated with contaminated trip blank or laboratory method blank.

G = Result affected by non-target hydrocarbons (e.g., diesel influence in GRO analysis).

I = Chromatographic pattern associated with result is not recognized.

J = Estimated value; bias unknown.

M = Result influenced by matrix effects.

ND = Not detected.

TIN CITY LRRS
Analytical Results Summary
Transformers formerly sited on stained concrete pad and soils at lower tram

IRP SITE: SS 13b

IRP DESCRIPTION: Transformers formerly sited on stained concrete pad and soils at lower tram

Location	Sample ID	Depth(ft)	Matrix	Analyte	Result	MRL	Units
SS H2	95TCH002SS	0.0-0.5	Soil	4,4'-DDE	ND	(3.5000)	UG/KG (Dry Weight)
				4,4'-DDT	ND	(3.5000)	UG/KG (Dry Weight)
				Aldrin	ND	(1.8000)	UG/KG (Dry Weight)
				Aroclor-1016	ND	(35.0000)	UG/KG (Dry Weight)
				Aroclor-1221	ND	(71.0000)	UG/KG (Dry Weight)
				Aroclor-1232	ND	(35.0000)	UG/KG (Dry Weight)
				Aroclor-1242	ND	(35.0000)	UG/KG (Dry Weight)
				Aroclor-1248	ND	(35.0000)	UG/KG (Dry Weight)
				Aroclor-1254	ND	(35.0000)	UG/KG (Dry Weight)
				Aroclor-1260	ND	(35.0000)	UG/KG (Dry Weight)
				Chlordane, technical	ND	(35.0000)	UG/KG (Dry Weight)
				Dieldrin	ND	(3.5000)	UG/KG (Dry Weight)
				Endosulfan I	ND	(1.8000)	UG/KG (Dry Weight)
				Endosulfan II	ND	(3.5000)	UG/KG (Dry Weight)
				Endosulfan sulfate	ND	(3.5000)	UG/KG (Dry Weight)
				Endrin	ND	(3.5000)	UG/KG (Dry Weight)
				Endrin aldehyde	ND	(3.5000)	UG/KG (Dry Weight)
				Heptachlor	ND	(1.8000)	UG/KG (Dry Weight)
				Heptachlor epoxide	ND	(1.8000)	UG/KG (Dry Weight)
				Methoxychlor	ND	(18.0000)	UG/KG (Dry Weight)
				Toxaphene	ND	(180.0000)	UG/KG (Dry Weight)
				alpha-BHC	ND	(1.8000)	UG/KG (Dry Weight)
				beta-BHC	ND	(1.8000)	UG/KG (Dry Weight)
				delta-BHC	ND	(1.8000)	UG/KG (Dry Weight)
				gamma-BHC	ND	(1.8000)	UG/KG (Dry Weight)

BI = Datum associated with contaminated trip blank or laboratory method blank.

G = Result affected by non-target hydrocarbons (e.g., diesel influence in GRO analysis).

I = Chromatographic pattern associated with result is not recognized.

J = Estimated value; bias unknown.

M = Result influenced by matrix effects.

ND = Not detected.

TIN CITY LRRS
Analytical Results Summary
Fuel Tanks

IRP SITE: AOC 2

IRP DESCRIPTION: Fuel Tanks

Location	Sample ID	Depth(ft)	Matrix	Analyte	Result	MRL	Units
SS II	95TC1001SS	0.0-0.5	Soil	TPH, diesel-range	1100.0000	(430.0000)	MG/KG (Dry Weight)
				TPH, residual-range	4600.0000	(540.0000)	MG/KG (Dry Weight)
				TPH, gasoline-range	ND	(5500.0000)	UG/KG (Dry Weight)
				Lead	357.0000	(0.0990)	MG/KG (Dry Weight)
				Benzene	ND	(1.1000)	UG/KG (Dry Weight)
				Ethylbenzene	ND	(1.1000)	UG/KG (Dry Weight)
				Toluene	ND	(1.1000)	UG/KG (Dry Weight)
				m-Xylene + p-Xylene	ND	(1.1000)	UG/KG (Dry Weight)
				o-Xylene	ND	(1.1000)	UG/KG (Dry Weight)
				4,4'-DDD	ND	(72.0000)	UG/KG (Dry Weight) J
				4,4'-DDE	ND	(72.0000)	UG/KG (Dry Weight)
				4,4'-DDT	ND	(72.0000)	UG/KG (Dry Weight)
				Aldrin	ND	(37.0000)	UG/KG (Dry Weight)
				Aroclor-1016	ND	(720.0000)	UG/KG (Dry Weight) J
				Aroclor-1221	ND	(1500.0000)	UG/KG (Dry Weight) J
				Aroclor-1232	ND	(720.0000)	UG/KG (Dry Weight) J
				Aroclor-1242	ND	(720.0000)	UG/KG (Dry Weight) J
				Aroclor-1248	ND	(720.0000)	UG/KG (Dry Weight) J
				Aroclor-1254	1300.0000	(720.0000)	UG/KG (Dry Weight) J
				Aroclor-1260	670.0000	(720.0000)	UG/KG (Dry Weight) J
				Chlordane, technical	ND	(720.0000)	UG/KG (Dry Weight)
				Dieldrin	ND	(72.0000)	UG/KG (Dry Weight)
				Endosulfan I	ND	(37.0000)	UG/KG (Dry Weight)
				Endosulfan II	ND	(72.0000)	UG/KG (Dry Weight)
				Endosulfan sulfate	ND	(72.0000)	UG/KG (Dry Weight)
				Endrin	ND	(72.0000)	UG/KG (Dry Weight)
				Endrin aldehyde	ND	(72.0000)	UG/KG (Dry Weight)
				Heptachlor	ND	(37.0000)	UG/KG (Dry Weight)
				Heptachlor epoxide	ND	(37.0000)	UG/KG (Dry Weight)

BI = Datum associated with contaminated trip blank or laboratory method blank.
 G = Result affected by non-target hydrocarbons (e.g., diesel influence in GRO analysis).
 I = Chromatographic pattern associated with result is not recognized.
 J = Estimated value; bias unknown.
 M = Result influenced by matrix effects.
 ND = Not detected.

TIN CITY LRRS
Analytical Results Summary
Fuel Tanks

IRP SITE: AOC 2

IRP DESCRIPTION: Fuel Tanks

Location	Sample ID	Depth(ft)	Matrix	Analyte	Result	MRL	Units
SS II	95TCI001SS	0.0-0.5	Soil	Methoxychlor	ND	(370.0000)	UG/KG (Dry Weight)
				Toxaphene	ND	(3700.0000)	UG/KG (Dry Weight)
				alpha-BHC	ND	(37.0000)	UG/KG (Dry Weight)
				beta-BHC	ND	(37.0000)	UG/KG (Dry Weight)
				delta-BHC	ND	(37.0000)	UG/KG (Dry Weight)
				gamma-BHC	ND	(37.0000)	UG/KG (Dry Weight)
				1,2,4-Trichlorobenzene	ND	(360.0000)	UG/KG (Dry Weight)
				1,2-Dichlorobenzene	ND	(360.0000)	UG/KG (Dry Weight)
				1,3-Dichlorobenzene	ND	(360.0000)	UG/KG (Dry Weight)
				1,4-Dichlorobenzene	ND	(360.0000)	UG/KG (Dry Weight)
				2,2'-oxybis(1-Chloropropane)	ND	(360.0000)	UG/KG (Dry Weight)
				2,4,5-Trichlorophenol	ND	(360.0000)	UG/KG (Dry Weight)
				2,4,6-Trichlorophenol	ND	(360.0000)	UG/KG (Dry Weight)
				2,4-Dichlorophenol	ND	(360.0000)	UG/KG (Dry Weight)
				2,4-Dimethylphenol	ND	(360.0000)	UG/KG (Dry Weight)
				2,4-Dinitrophenol	ND	(1800.0000)	UG/KG (Dry Weight)
				2,4-Dinitrotoluene	ND	(360.0000)	UG/KG (Dry Weight)
				2,6-Dinitrotoluene	ND	(360.0000)	UG/KG (Dry Weight)
				2-Chloronaphthalene	ND	(360.0000)	UG/KG (Dry Weight)
				2-Chlorophenol	ND	(360.0000)	UG/KG (Dry Weight)
				2-Methyl-4,6-dinitrophenol	ND	(1800.0000)	UG/KG (Dry Weight)
				2-Methylnaphthalene	97.0000	(360.0000)	UG/KG (Dry Weight)
				2-Methylphenol	ND	(360.0000)	UG/KG (Dry Weight)
				2-Nitroaniline	ND	(1800.0000)	UG/KG (Dry Weight)
				2-Nitrophenol	ND	(360.0000)	UG/KG (Dry Weight)
				3,3'-Dichlorobenzidine	ND	(730.0000)	UG/KG (Dry Weight)
				3-Nitroaniline	ND	(1800.0000)	UG/KG (Dry Weight)
				4-Bromophenyl phenyl ether	ND	(360.0000)	UG/KG (Dry Weight)
				4-Chloro-3-methylphenol	ND	(730.0000)	UG/KG (Dry Weight)

BI = Datum associated with contaminated trip blank or laboratory method blank.

G = Result affected by non-target hydrocarbons (e.g., diesel influence in GRO analysis).

I = Chromatographic pattern associated with result is not recognized.

J = Estimated value; bias unknown.

M = Result influenced by matrix effects.

ND = Not detected.

TIN CITY LRRS
Analytical Results Summary
Fuel Tanks

IRP SITE: AOC 2
IRP DESCRIPTION: Fuel Tanks

Location	Sample ID	Depth(ft)	Matrix	Analyte	Result	MRL	Units
SS II	95TCI001SS	0.0-0.5	Soil	4-Chloroaniline	ND	(730.0000)	UG/KG (Dry Weight)
				4-Chlorophenyl phenyl ether	ND	(360.0000)	UG/KG (Dry Weight)
				4-Methylphenol	ND	(360.0000)	UG/KG (Dry Weight)
				4-Nitroaniline	ND	(1800.0000)	UG/KG (Dry Weight)
				4-Nitrophenol	ND	(1800.0000)	UG/KG (Dry Weight)
				Acenaphthene	ND	(360.0000)	UG/KG (Dry Weight)
				Acenaphthylene	ND	(360.0000)	UG/KG (Dry Weight)
				Anthracene	ND	(360.0000)	UG/KG (Dry Weight)
				Benz[a]anthracene	ND	(360.0000)	UG/KG (Dry Weight)
				Benzo[a]pyrene	ND	(360.0000)	UG/KG (Dry Weight)
				Benzo[b]fluoranthene	ND	(360.0000)	UG/KG (Dry Weight)
				Benzo[g,h,i]perylene	ND	(360.0000)	UG/KG (Dry Weight)
				Benzo[k]fluoranthene	ND	(360.0000)	UG/KG (Dry Weight)
				Benzoic acid	ND	(1800.0000)	UG/KG (Dry Weight)
				Benzyl alcohol	ND	(730.0000)	UG/KG (Dry Weight)
				Benzyl butyl phthalate	ND	(360.0000)	UG/KG (Dry Weight)
				Chrysene	ND	(360.0000)	UG/KG (Dry Weight)
				Di-n-butyl phthalate	ND	(360.0000)	UG/KG (Dry Weight)
				Di-n-octyl phthalate	ND	(360.0000)	UG/KG (Dry Weight)
				Dibenz[a,h]anthracene	ND	(360.0000)	UG/KG (Dry Weight)
				Dibenzofuran	ND	(360.0000)	UG/KG (Dry Weight)
				Diethyl phthalate	ND	(360.0000)	UG/KG (Dry Weight)
				Dimethyl phthalate	ND	(360.0000)	UG/KG (Dry Weight)
				Fluoranthene	77.0000	(360.0000)	UG/KG (Dry Weight)
				Fluorene	ND	(360.0000)	UG/KG (Dry Weight)
				Hexachlorobenzene	ND	(360.0000)	UG/KG (Dry Weight)
				Hexachlorobutadiene	ND	(360.0000)	UG/KG (Dry Weight)
				Hexachlorocyclopentadiene	ND	(360.0000)	UG/KG (Dry Weight)
				Hexachloroethane	ND	(360.0000)	UG/KG (Dry Weight)

BI = Datum associated with contaminated trip blank or laboratory method blank.
G = Result affected by non-target hydrocarbons (e.g., diesel influence in GRO analysis).
I = Chromatographic pattern associated with result is not recognized.
J = Estimated value; bias unknown.
M = Result influenced by matrix effects.
ND = Not detected.

TIN CITY LRRS
Analytical Results Summary
Fuel Tanks

IRP SITE: AOC 2

IRP DESCRIPTION: Fuel Tanks

Location	Sample ID	Depth(ft)	Matrix	Analyte	Result	MRL	Units
SS II	95TCI001SS	0.0-0.5	Soil	Indeno[1,2,3-cd]pyrene	ND	(360.0000)	UG/KG (Dry Weight)
				Isophorone	ND	(360.0000)	UG/KG (Dry Weight)
				N-Nitrosodi-n-propylamine	ND	(360.0000)	UG/KG (Dry Weight)
				N-Nitrosodiphenylamine	ND	(360.0000)	UG/KG (Dry Weight)
				Naphthalene	ND	(360.0000)	UG/KG (Dry Weight)
				Nitrobenzene	ND	(360.0000)	UG/KG (Dry Weight)
				Pentachlorophenol	ND	(1800.0000)	UG/KG (Dry Weight)
				Phenanthrene	89.0000	(360.0000)	UG/KG (Dry Weight)
				Phenol	ND	(360.0000)	UG/KG (Dry Weight)
				Pyrene	280.0000	(360.0000)	UG/KG (Dry Weight)
				bis(2-Chloroethoxy)methane	ND	(360.0000)	UG/KG (Dry Weight)
				bis(2-Chloroethyl) ether	ND	(360.0000)	UG/KG (Dry Weight)
				bis(2-Ethylhexyl) phthalate	ND	(360.0000)	UG/KG (Dry Weight)
SS I2	95TCI002SS	0.0-0.5	Soil	TPH, diesel-range	31.0000	(4.0000)	MG/KG (Dry Weight)
				TPH, residual-range	320.0000	(53.0000)	MG/KG (Dry Weight)
				TPH, gasoline-range	ND	(5600.0000)	UG/KG (Dry Weight)
				Organic Vapors	28.4000	(1.0000)	Meter Units
				Organic Vapors	28.4000	(1.0000)	Meter Units
				Lead	13.1000	(0.0700)	MG/KG (Dry Weight)
				Benzene	ND	(1.1000)	UG/KG (Dry Weight)
				Ethylbenzene	ND	(1.1000)	UG/KG (Dry Weight)
				Toluene	ND	(1.1000)	UG/KG (Dry Weight)
				m-Xylene + p-Xylene	ND	(1.1000)	UG/KG (Dry Weight)
				o-Xylene	ND	(1.1000)	UG/KG (Dry Weight)
				4,4'-DDD	ND	(70.0000)	UG/KG (Dry Weight)
				4,4'-DDE	ND	(70.0000)	UG/KG (Dry Weight)
				4,4'-DDT	ND	(70.0000)	UG/KG (Dry Weight)
				Aldrin	ND	(36.0000)	UG/KG (Dry Weight)
				Aroclor-1016	ND	(700.0000)	UG/KG (Dry Weight)

BI = Datum associated with contaminated trip blank or laboratory method blank.

G = Result affected by non-target hydrocarbons (e.g., diesel influence in GRO analysis).

I = Chromatographic pattern associated with result is not recognized.

J = Estimated value; bias unknown.

M = Result influenced by matrix effects.

ND = Not detected.

TIN CITY LRRS
Analytical Results Summary
Fuel Tanks

IRP SITE: AOC 2

IRP DESCRIPTION: Fuel Tanks

Location	Sample ID	Depth(ft)	Matrix	Analyte	Result	MRL	Units
SS 12	95TC1002SS	0.0-0.5	Soil	Aroclor-1221	ND	(1400.0000)	UG/KG (Dry Weight)
				Aroclor-1232	ND	(700.0000)	UG/KG (Dry Weight)
				Aroclor-1242	ND	(700.0000)	UG/KG (Dry Weight)
				Aroclor-1248	ND	(700.0000)	UG/KG (Dry Weight)
				Aroclor-1254	1200.0000	(700.0000)	UG/KG (Dry Weight)
				Aroclor-1260	790.0000	(700.0000)	UG/KG (Dry Weight)
				Chlordane, technical	ND	(700.0000)	UG/KG (Dry Weight)
				Dieldrin	ND	(70.0000)	UG/KG (Dry Weight)
				Endosulfan I	ND	(36.0000)	UG/KG (Dry Weight)
				Endosulfan II	ND	(70.0000)	UG/KG (Dry Weight)
				Endosulfan sulfate	ND	(70.0000)	UG/KG (Dry Weight)
				Endrin	ND	(70.0000)	UG/KG (Dry Weight)
				Endrin aldehyde	ND	(70.0000)	UG/KG (Dry Weight)
				Heptachlor	ND	(36.0000)	UG/KG (Dry Weight)
				Heptachlor epoxide	ND	(36.0000)	UG/KG (Dry Weight)
				Methoxychlor	ND	(360.0000)	UG/KG (Dry Weight)
				Toxaphene	ND	(3600.0000)	UG/KG (Dry Weight)
				alpha-BHC	ND	(36.0000)	UG/KG (Dry Weight)
				beta-BHC	ND	(36.0000)	UG/KG (Dry Weight)
				delta-BHC	ND	(36.0000)	UG/KG (Dry Weight)
				gamma-BHC	ND	(36.0000)	UG/KG (Dry Weight)
				1,2,4-Trichlorobenzene	ND	(350.0000)	UG/KG (Dry Weight)
				1,2-Dichlorobenzene	ND	(350.0000)	UG/KG (Dry Weight)
				1,3-Dichlorobenzene	ND	(350.0000)	UG/KG (Dry Weight)
				1,4-Dichlorobenzene	ND	(350.0000)	UG/KG (Dry Weight)
				2,2'-oxybis(1-Chloropropane)	ND	(350.0000)	UG/KG (Dry Weight)
				2,4,5-Trichlorophenol	ND	(350.0000)	UG/KG (Dry Weight)
				2,4,6-Trichlorophenol	ND	(350.0000)	UG/KG (Dry Weight)
				2,4-Dichlorophenol	ND	(350.0000)	UG/KG (Dry Weight)

BI = Datum associated with contaminated trip blank or laboratory method blank.
 G = Result affected by non-target hydrocarbons (e.g., diesel influence in GRO analysis).
 I = Chromatographic pattern associated with result is not recognized.

J = Estimated value; bias unknown.
 M = Result influenced by matrix effects.
 ND = Not detected.

TIN CITY LRRS
Analytical Results Summary
Fuel Tanks

IRP SITE: AOC 2

IRP DESCRIPTION: Fuel Tanks

Location	Sample ID	Depth(ft)	Matrix	Analyte	Result	MRL	Units
SS 12	95TC1002SS	0.0-0.5	Soil	2,4-Dimethylphenol	ND	(350.0000)	UG/KG (Dry Weight)
				2,4-Dinitrophenol	ND	(1700.0000)	UG/KG (Dry Weight)
				2,4-Dinitrotoluene	ND	(350.0000)	UG/KG (Dry Weight)
				2,6-Dinitrotoluene	ND	(350.0000)	UG/KG (Dry Weight)
				2-Chloronaphthalene	ND	(350.0000)	UG/KG (Dry Weight)
				2-Chlorophenol	ND	(350.0000)	UG/KG (Dry Weight)
				2-Methyl-4,6-dinitrophenol	ND	(1700.0000)	UG/KG (Dry Weight)
				2-Methylnaphthalene	ND	(350.0000)	UG/KG (Dry Weight)
				2-Methylphenol	ND	(350.0000)	UG/KG (Dry Weight)
				2-Nitroaniline	ND	(1700.0000)	UG/KG (Dry Weight)
				2-Nitrophenol	ND	(350.0000)	UG/KG (Dry Weight)
				3,3'-Dichlorobenzidine	ND	(690.0000)	UG/KG (Dry Weight)
				3-Nitroaniline	ND	(1700.0000)	UG/KG (Dry Weight)
				4-Bromophenyl phenyl ether	ND	(350.0000)	UG/KG (Dry Weight)
				4-Chloro-3-methylphenol	ND	(690.0000)	UG/KG (Dry Weight)
				4-Chloroaniline	ND	(690.0000)	UG/KG (Dry Weight)
				4-Chlorophenyl phenyl ether	ND	(350.0000)	UG/KG (Dry Weight)
				4-Methylphenol	ND	(350.0000)	UG/KG (Dry Weight)
				4-Nitroaniline	ND	(1700.0000)	UG/KG (Dry Weight)
				4-Nitrophenol	ND	(1700.0000)	UG/KG (Dry Weight)
				Acenaphthene	ND	(350.0000)	UG/KG (Dry Weight)
				Acenaphthylene	ND	(350.0000)	UG/KG (Dry Weight)
				Anthracene	ND	(350.0000)	UG/KG (Dry Weight)
				Benz[a]anthracene	ND	(350.0000)	UG/KG (Dry Weight)
				Benzo[a]pyrene	ND	(350.0000)	UG/KG (Dry Weight)
				Benzo[b]fluoranthene	ND	(350.0000)	UG/KG (Dry Weight)
				Benzo[g,h,i]perylene	ND	(350.0000)	UG/KG (Dry Weight)
				Benzo[k]fluoranthene	ND	(350.0000)	UG/KG (Dry Weight)
				Benzoic acid	ND	(1700.0000)	UG/KG (Dry Weight)

BI = Datum associated with contaminated trip blank or laboratory method blank.

G = Result affected by non-target hydrocarbons (e.g., diesel influence in GRO analysis).

I = Chromatographic pattern associated with result is not recognized.

J = Estimated value; bias unknown.

M = Result influenced by matrix effects.

ND = Not detected.

TIN CITY LRRS
Analytical Results Summary
Fuel Tanks

IRP SITE: AOC 2

IRP DESCRIPTION: Fuel Tanks

Location	Sample ID	Depth(ft)	Matrix	Analyte	Result	MRL	Units
SS 12	95TC1002SS	0.0-0.5	Soil	Benzyl alcohol	ND	(690.0000)	UG/KG (Dry Weight)
				Benzyl butyl phthalate	220.0000	(350.0000)	UG/KG (Dry Weight)
				Chrysene	ND	(350.0000)	UG/KG (Dry Weight)
				Di-n-butyl phthalate	ND	(350.0000)	UG/KG (Dry Weight)
				Di-n-octyl phthalate	ND	(350.0000)	UG/KG (Dry Weight)
				Dibenz[a,h]anthracene	ND	(350.0000)	UG/KG (Dry Weight)
				Dibenzofuran	ND	(350.0000)	UG/KG (Dry Weight)
				Diethyl phthalate	ND	(350.0000)	UG/KG (Dry Weight)
				Dimethyl phthalate	ND	(350.0000)	UG/KG (Dry Weight)
				Fluoranthene	ND	(350.0000)	UG/KG (Dry Weight)
				Fluorene	ND	(350.0000)	UG/KG (Dry Weight)
				Hexachlorobenzene	ND	(350.0000)	UG/KG (Dry Weight)
				Hexachlorobutadiene	ND	(350.0000)	UG/KG (Dry Weight)
				Hexachlorocyclopentadiene	ND	(350.0000)	UG/KG (Dry Weight)
				Hexachloroethane	ND	(350.0000)	UG/KG (Dry Weight)
				Indeno[1,2,3-cd]pyrene	ND	(350.0000)	UG/KG (Dry Weight)
				Isophorone	ND	(350.0000)	UG/KG (Dry Weight)
				N-Nitrosodi-n-propylamine	ND	(350.0000)	UG/KG (Dry Weight)
				N-Nitrosodiphenylamine	ND	(350.0000)	UG/KG (Dry Weight)
				Naphthalene	ND	(350.0000)	UG/KG (Dry Weight)
				Nitrobenzene	ND	(350.0000)	UG/KG (Dry Weight)
				Pentachlorophenol	ND	(1700.0000)	UG/KG (Dry Weight)
				Phenanthrene	ND	(350.0000)	UG/KG (Dry Weight)
				Phenol	ND	(350.0000)	UG/KG (Dry Weight)
				Pyrene	ND	(350.0000)	UG/KG (Dry Weight)
				bis(2-Chloroethoxy)methane	ND	(350.0000)	UG/KG (Dry Weight)
				bis(2-Chloroethyl) ether	ND	(350.0000)	UG/KG (Dry Weight)
				bis(2-Ethylhexyl) phthalate	130.0000	(350.0000)	UG/KG (Dry Weight)

BI = Datum associated with contaminated trip blank or laboratory method blank.

G = Result affected by non-target hydrocarbons (e.g., diesel influence in GRO analysis).

I = Chromatographic pattern associated with result is not recognized.

J = Estimated value; bias unknown.

M = Result influenced by matrix effects.

ND = Not detected.

TIN CITY LRRS
Analytical Results Summary
Background

IRP SITE: BKG
IRP DESCRIPTION: Background

Location	Sample ID	Depth(ft)	Matrix	Analyte	Result	MRL	Units
SS K1	95TCK001SS	0.0-0.5	Soil/Tundra mat	TPH, diesel-range	160.0000	(22.0000)	MG/KG (Dry Weight) I
				TPH, residual-range	800.0000	(280.0000)	MG/KG (Dry Weight) I
				TPH, gasoline-range	ND	(56.0000)	MG/KG (Dry Weight)
				Lead	3.8000	(0.4800)	MG/KG (Dry Weight)
				Benzene	ND	(5.6000)	UG/KG (Dry Weight)
				Ethylbenzene	ND	(5.6000)	UG/KG (Dry Weight)
				Toluene	ND	(5.6000)	UG/KG (Dry Weight)
				m-Xylene + p-Xylene	ND	(5.6000)	UG/KG (Dry Weight)
				o-Xylene	ND	(5.6000)	UG/KG (Dry Weight)
				Aroclor-1016	ND	(180.0000)	UG/KG (Dry Weight)
				Aroclor-1221	ND	(380.0000)	UG/KG (Dry Weight)
				Aroclor-1232	ND	(180.0000)	UG/KG (Dry Weight)
				Aroclor-1242	ND	(180.0000)	UG/KG (Dry Weight)
				Aroclor-1248	ND	(180.0000)	UG/KG (Dry Weight)
				Aroclor-1254	310.0000	(180.0000)	UG/KG (Dry Weight)
				Aroclor-1260	ND	(180.0000)	UG/KG (Dry Weight)
				1,2,4-Trichlorobenzene	ND	(1800.0000)	UG/KG (Dry Weight)
				1,2-Dichlorobenzene	ND	(1800.0000)	UG/KG (Dry Weight)
				1,3-Dichlorobenzene	ND	(1800.0000)	UG/KG (Dry Weight)
				1,4-Dichlorobenzene	ND	(1800.0000)	UG/KG (Dry Weight)
				2,2'-oxybis(1-Chloropropane)	ND	(1800.0000)	UG/KG (Dry Weight)
				2,4,5-Trichlorophenol	ND	(1800.0000)	UG/KG (Dry Weight)
				2,4,6-Trichlorophenol	ND	(1800.0000)	UG/KG (Dry Weight)
				2,4-Dichlorophenol	ND	(1800.0000)	UG/KG (Dry Weight)
				2,4-Dimethylphenol	ND	(1800.0000)	UG/KG (Dry Weight)
				2,4-Dinitrophenol	ND	(8900.0000)	UG/KG (Dry Weight)
				2,4-Dinitrotoluene	ND	(1800.0000)	UG/KG (Dry Weight)
				2,6-Dinitrotoluene	ND	(1800.0000)	UG/KG (Dry Weight)
				2-Chloronaphthalene	ND	(1800.0000)	UG/KG (Dry Weight)

BI = Datum associated with contaminated trip blank or laboratory method blank.
G = Result affected by non-target hydrocarbons (e.g., diesel influence in GRO analysis).
I = Chromatographic pattern associated with result is not recognized.
J = Estimated value; bias unknown.
M = Result influenced by matrix effects.
ND = Not detected.

TIN CITY LRRS
Analytical Results Summary
Background

IRP SITE: BKG
IRP DESCRIPTION: Background

Location	Sample ID	Depth(ft)	Matrix	Analyte	Result	MRL	Units
SS K1	95TCK001SS	0.0-0.5	Soil/Tundra mat	2-Chlorophenol	ND	(1800.0000)	UG/KG (Dry Weight)
				2-Methyl-4,6-dinitrophenol	ND	(8900.0000)	UG/KG (Dry Weight)
				2-Methylnaphthalene	ND	(1800.0000)	UG/KG (Dry Weight)
				2-Methylphenol	ND	(1800.0000)	UG/KG (Dry Weight)
				2-Nitroaniline	ND	(8900.0000)	UG/KG (Dry Weight)
				2-Nitrophenol	ND	(1800.0000)	UG/KG (Dry Weight)
				3,3'-Dichlorobenzidine	ND	(3700.0000)	UG/KG (Dry Weight)
				3-Nitroaniline	ND	(8900.0000)	UG/KG (Dry Weight)
				4-Bromophenyl phenyl ether	ND	(1800.0000)	UG/KG (Dry Weight)
				4-Chloro-3-methylphenol	ND	(3700.0000)	UG/KG (Dry Weight)
				4-Chloroaniline	ND	(3700.0000)	UG/KG (Dry Weight)
				4-Chlorophenyl phenyl ether	ND	(1800.0000)	UG/KG (Dry Weight)
				4-Methylphenol	ND	(1800.0000)	UG/KG (Dry Weight)
				4-Nitroaniline	ND	(8900.0000)	UG/KG (Dry Weight)
				4-Nitrophenol	ND	(8900.0000)	UG/KG (Dry Weight)
				Acenaphthene	ND	(1800.0000)	UG/KG (Dry Weight)
				Acenaphthylene	ND	(1800.0000)	UG/KG (Dry Weight)
				Anthracene	ND	(1800.0000)	UG/KG (Dry Weight)
				Benz[a]anthracene	ND	(1800.0000)	UG/KG (Dry Weight)
				Benzo[a]pyrene	ND	(1800.0000)	UG/KG (Dry Weight)
				Benzo[b]fluoranthene	ND	(1800.0000)	UG/KG (Dry Weight)
				Benzo[g,h,i]perylene	ND	(1800.0000)	UG/KG (Dry Weight)
				Benzo[k]fluoranthene	ND	(1800.0000)	UG/KG (Dry Weight)
				Benzoic acid	580.0000	(8900.0000)	UG/KG (Dry Weight)
				Benzyl alcohol	ND	(3700.0000)	UG/KG (Dry Weight)
				Benzyl butyl phthalate	ND	(1800.0000)	UG/KG (Dry Weight)
				Chrysene	ND	(1800.0000)	UG/KG (Dry Weight)
				Di-n-butyl phthalate	ND	(1800.0000)	UG/KG (Dry Weight)
				Di-n-octyl phthalate	ND	(1800.0000)	UG/KG (Dry Weight)

BI = Datum associated with contaminated trip blank or laboratory method blank.
G = Result affected by non-target hydrocarbons (e.g., diesel influence in GRO analysis).
I = Chromatographic pattern associated with result is not recognized.
J = Estimated value; bias unknown.
M = Result influenced by matrix effects.
ND = Not detected.

TIN CITY LRRS
Analytical Results Summary
Background

IRP SITE: BKG		IRP DESCRIPTION: Background					
Location	Sample ID	Depth(ft)	Matrix	Analyte	Result	MRL	Units
SS K1	95TCK001SS	0.0-0.5	Soil/Tundra mat	Dibenz[a,h]anthracene	ND	(1800.0000)	UG/KG (Dry Weight)
				Dibenzofuran	ND	(1800.0000)	UG/KG (Dry Weight)
				Diethyl phthalate	ND	(1800.0000)	UG/KG (Dry Weight)
				Dimethyl phthalate	ND	(1800.0000)	UG/KG (Dry Weight)
				Fluoranthene	ND	(1800.0000)	UG/KG (Dry Weight)
				Fluorene	ND	(1800.0000)	UG/KG (Dry Weight)
				Hexachlorobenzene	ND	(1800.0000)	UG/KG (Dry Weight)
				Hexachlorobutadiene	ND	(1800.0000)	UG/KG (Dry Weight)
				Hexachlorocyclopentadiene	ND	(1800.0000)	UG/KG (Dry Weight)
				Hexachloroethane	ND	(1800.0000)	UG/KG (Dry Weight)
				Indeno[1,2,3-cd]pyrene	ND	(1800.0000)	UG/KG (Dry Weight)
				Isophorone	ND	(1800.0000)	UG/KG (Dry Weight)
				N-Nitrosodi-n-propylamine	ND	(1800.0000)	UG/KG (Dry Weight)
				N-Nitrosodiphenylamine	ND	(1800.0000)	UG/KG (Dry Weight)
				Naphthalene	ND	(1800.0000)	UG/KG (Dry Weight)
				Nitrobenzene	ND	(1800.0000)	UG/KG (Dry Weight)
				Pentachlorophenol	ND	(8900.0000)	UG/KG (Dry Weight)
				Phenanthrene	ND	(1800.0000)	UG/KG (Dry Weight)
				Phenol	ND	(1800.0000)	UG/KG (Dry Weight)
				Pyrene	ND	(1800.0000)	UG/KG (Dry Weight)
				bis(2-Chloroethoxy)methane	ND	(1800.0000)	UG/KG (Dry Weight)
				bis(2-Chloroethyl) ether	ND	(1800.0000)	UG/KG (Dry Weight)
				bis(2-Ethylhexyl) phthalate	ND	(1800.0000)	UG/KG (Dry Weight)
				TPH, diesel-range	8.1000	(4.3000)	MG/KG (Dry Weight) I
				TPH, residual-range	62.0000	(53.0000)	MG/KG (Dry Weight) I
				TPH, gasoline-range	ND	(5100.0000)	UG/KG (Dry Weight)
				Arsenic	0.7200	(0.1000)	MG/KG (Dry Weight)
				Barium	14.6000	(1.7000)	MG/KG (Dry Weight)
				Cadmium	0.3400	(0.1000)	MG/KG (Dry Weight)
SS K2	95TCK002SS	0.0-0.5	Soil/Gravel				

BI = Datum associated with contaminated trip blank or laboratory method blank.
 G = Result affected by non-target hydrocarbons (e.g., diesel influence in GRO analysis).
 I = Chromatographic pattern associated with result is not recognized.
 J = Estimated value; bias unknown.
 M = Result influenced by matrix effects.
 ND = Not detected.

TIN CITY LRRS
Analytical Results Summary
Background

IRP SITE: BKG
IRP DESCRIPTION: Background

Location	Sample ID	Depth(ft)	Matrix	Analyte	Result	MRL	Units
SS K2	95TCK002SS	0.0-0.5	Soil/Gravel	Chromium	1.3000	(0.2100)	MG/KG (Dry Weight) BI
				Lead	4.7000	(0.1000)	MG/KG (Dry Weight)
				Selenium	ND	(0.2100)	MG/KG (Dry Weight)
				Silver	ND	(0.3100)	MG/KG (Dry Weight)
				Mercury	ND	(0.0500)	MG/KG (Dry Weight)
				4,4'-DDD	ND	(3.5000)	UG/KG (Dry Weight)
				4,4'-DDE	ND	(3.5000)	UG/KG (Dry Weight)
				4,4'-DDT	ND	(3.5000)	UG/KG (Dry Weight)
				Aldrin	ND	(1.8000)	UG/KG (Dry Weight)
				Aroclor-1016	ND	(35.0000)	UG/KG (Dry Weight)
				Aroclor-1221	ND	(72.0000)	UG/KG (Dry Weight)
				Aroclor-1232	ND	(35.0000)	UG/KG (Dry Weight)
				Aroclor-1242	ND	(35.0000)	UG/KG (Dry Weight)
				Aroclor-1248	ND	(35.0000)	UG/KG (Dry Weight)
				Aroclor-1254	ND	(35.0000)	UG/KG (Dry Weight)
				Aroclor-1260	ND	(35.0000)	UG/KG (Dry Weight)
				Chlordane, technical	ND	(35.0000)	UG/KG (Dry Weight)
				Dieldrin	ND	(3.5000)	UG/KG (Dry Weight)
				Endosulfan I	ND	(1.8000)	UG/KG (Dry Weight)
				Endosulfan II	ND	(3.5000)	UG/KG (Dry Weight)
				Endosulfan sulfate	ND	(3.5000)	UG/KG (Dry Weight) J
				Endrin	ND	(3.5000)	UG/KG (Dry Weight)
				Endrin aldehyde	ND	(3.5000)	UG/KG (Dry Weight) J
				Heptachlor	ND	(1.8000)	UG/KG (Dry Weight)
				Heptachlor epoxide	ND	(1.8000)	UG/KG (Dry Weight)
				Methoxychlor	ND	(18.0000)	UG/KG (Dry Weight) J
				Toxaphene	ND	(180.0000)	UG/KG (Dry Weight)
				alpha-BHC	ND	(1.8000)	UG/KG (Dry Weight)
				beta-BHC	ND	(1.8000)	UG/KG (Dry Weight)

BI = Datum associated with contaminated trip blank or laboratory method blank.
G = Result affected by non-target hydrocarbons (e.g., diesel influence in GRO analysis).
I = Chromatographic pattern associated with result is not recognized.
J = Estimated value; bias unknown.
M = Result influenced by matrix effects.
ND = Not detected.

TIN CITY LRRS
Analytical Results Summary
Background

IRP SITE: BKG		IRP DESCRIPTION: Background					
Location	Sample ID	Depth(ft)	Matrix	Analyte	Result	MRL	Units
SS K2	95TCK002SS	0.0-0.5	Soil/Gravel	delta-BHC	ND	(1.8000)	UG/KG (Dry Weight)
				gamma-BHC	ND	(1.8000)	UG/KG (Dry Weight)
				1,2,4-Trichlorobenzene	ND	(350.0000)	UG/KG (Dry Weight)
				1,2-Dichlorobenzene	ND	(350.0000)	UG/KG (Dry Weight)
				1,3-Dichlorobenzene	ND	(350.0000)	UG/KG (Dry Weight)
				1,4-Dichlorobenzene	ND	(350.0000)	UG/KG (Dry Weight)
				2,2'-oxybis(1-Chloropropane)	ND	(350.0000)	UG/KG (Dry Weight)
				2,4,5-Trichlorophenol	ND	(350.0000)	UG/KG (Dry Weight)
				2,4,6-Trichlorophenol	ND	(350.0000)	UG/KG (Dry Weight)
				2,4-Dichlorophenol	ND	(350.0000)	UG/KG (Dry Weight)
				2,4-Dimethylphenol	ND	(350.0000)	UG/KG (Dry Weight)
				2,4-Dinitrophenol	ND	(1700.0000)	UG/KG (Dry Weight)
				2,4-Dinitrotoluene	ND	(350.0000)	UG/KG (Dry Weight)
				2,6-Dinitrotoluene	ND	(350.0000)	UG/KG (Dry Weight)
				2-Chloronaphthalene	ND	(350.0000)	UG/KG (Dry Weight)
				2-Chlorophenol	ND	(350.0000)	UG/KG (Dry Weight)
				2-Methyl-4,6-dinitrophenol	ND	(1700.0000)	UG/KG (Dry Weight)
				2-Methylnaphthalene	ND	(350.0000)	UG/KG (Dry Weight)
				2-Methylphenol	ND	(350.0000)	UG/KG (Dry Weight)
				2-Nitroaniline	ND	(1700.0000)	UG/KG (Dry Weight)
				2-Nitrophenol	ND	(350.0000)	UG/KG (Dry Weight)
				3,3'-Dichlorobenzidine	ND	(710.0000)	UG/KG (Dry Weight)
				3-Nitroaniline	ND	(1700.0000)	UG/KG (Dry Weight)
				4-Bromophenyl phenyl ether	ND	(350.0000)	UG/KG (Dry Weight)
				4-Chloro-3-methylphenol	ND	(710.0000)	UG/KG (Dry Weight)
				4-Chloroaniline	ND	(710.0000)	UG/KG (Dry Weight)
				4-Chlorophenyl phenyl ether	ND	(350.0000)	UG/KG (Dry Weight)
				4-Methylphenol	ND	(350.0000)	UG/KG (Dry Weight)
				4-Nitroaniline	ND	(1700.0000)	UG/KG (Dry Weight)

BI = Datum associated with contaminated trip blank or laboratory method blank.
G = Result affected by non-target hydrocarbons (e.g., diesel influence in GRO analysis).
I = Chromatographic pattern associated with result is not recognized.
J = Estimated value; bias unknown.
M = Result influenced by matrix effects.
ND = Not detected.

TIN CITY LRRS
Analytical Results Summary
Background

IRP SITE: BKG

IRP DESCRIPTION: Background

Location	Sample ID	Depth(ft)	Matrix	Analyte	Result	MRL	Units
SS K2	95TCK002SS	0.0-0.5	Soil/Gravel	4-Nitrophenol	ND	(1700.0000)	UG/KG (Dry Weight)
				Acenaphthene	ND	(350.0000)	UG/KG (Dry Weight)
				Acenaphthylene	ND	(350.0000)	UG/KG (Dry Weight)
				Anthracene	ND	(350.0000)	UG/KG (Dry Weight)
				Benz[a]anthracene	ND	(350.0000)	UG/KG (Dry Weight)
				Benzo[a]pyrene	ND	(350.0000)	UG/KG (Dry Weight)
				Benzo[b]fluoranthene	ND	(350.0000)	UG/KG (Dry Weight)
				Benzo[g,h,i]perylene	ND	(350.0000)	UG/KG (Dry Weight)
				Benzo[k]fluoranthene	ND	(350.0000)	UG/KG (Dry Weight)
				Benzoic acid	ND	(1700.0000)	UG/KG (Dry Weight)
				Benzyl alcohol	ND	(710.0000)	UG/KG (Dry Weight)
				Benzyl butyl phthalate	ND	(350.0000)	UG/KG (Dry Weight)
				Chrysene	ND	(350.0000)	UG/KG (Dry Weight)
				Di-n-butyl phthalate	ND	(350.0000)	UG/KG (Dry Weight)
				Di-n-octyl phthalate	ND	(350.0000)	UG/KG (Dry Weight)
				Dibenz[a,h]anthracene	ND	(350.0000)	UG/KG (Dry Weight)
				Dibenzofuran	ND	(350.0000)	UG/KG (Dry Weight)
				Diethyl phthalate	ND	(350.0000)	UG/KG (Dry Weight)
				Dimethyl phthalate	ND	(350.0000)	UG/KG (Dry Weight)
				Fluoranthene	ND	(350.0000)	UG/KG (Dry Weight)
				Fluorene	ND	(350.0000)	UG/KG (Dry Weight)
				Hexachlorobenzene	ND	(350.0000)	UG/KG (Dry Weight)
				Hexachlorobutadiene	ND	(350.0000)	UG/KG (Dry Weight)
				Hexachlorocyclopentadiene	ND	(350.0000)	UG/KG (Dry Weight)
				Hexachloroethane	ND	(350.0000)	UG/KG (Dry Weight)
				Indeno[1,2,3-cd]pyrene	ND	(350.0000)	UG/KG (Dry Weight)
				Isophorone	ND	(350.0000)	UG/KG (Dry Weight)
				N-Nitrosodi-n-propylamine	ND	(350.0000)	UG/KG (Dry Weight)
				N-Nitrosodiphenylamine	ND	(350.0000)	UG/KG (Dry Weight)

BI = Datum associated with contaminated trip blank or laboratory method blank.
G = Result affected by non-target hydrocarbons (e.g., diesel influence in GRO analysis).
I = Chromatographic pattern associated with result is not recognized.
J = Estimated value; bias unknown.
M = Result influenced by matrix effects.
ND = Not detected.

TIN CITY LRRS
Analytical Results Summary
Background

IRP SITE: BKG
IRP DESCRIPTION: Background

Location	Sample ID	Depth(ft)	Matrix	Analyte	Result	MRL	Units
SS K2	95TCK002SS	0.0-0.5	Soil/Gravel	Naphthalene	ND	(350.0000)	UG/KG (Dry Weight)
				Nitrobenzene	ND	(350.0000)	UG/KG (Dry Weight)
				Pentachlorophenol	ND	(1700.0000)	UG/KG (Dry Weight)
				Phenanthrene	ND	(350.0000)	UG/KG (Dry Weight)
				Phenol	ND	(350.0000)	UG/KG (Dry Weight)
				Pyrene	ND	(350.0000)	UG/KG (Dry Weight)
				bis(2-Chloroethoxy)methane	ND	(350.0000)	UG/KG (Dry Weight)
				bis(2-Chloroethyl) ether	ND	(350.0000)	UG/KG (Dry Weight)
				bis(2-Ethylhexyl) phthalate	76.0000	(350.0000)	UG/KG (Dry Weight)
SS K3	95TCK003SS	0.0-2.0	Soil/Peat	TPH, diesel-range	55.0000	(10.0000)	MG/KG (Dry Weight) I
				TPH, residual-range	360.0000	(120.0000)	MG/KG (Dry Weight) I
				TPH, gasoline-range	ND	(24.0000)	MG/KG (Dry Weight)
				Lead	2.8000	(0.1700)	MG/KG (Dry Weight)
				Benzene	ND	(2.4000)	UG/KG (Dry Weight)
				Ethylbenzene	12.0000	(2.4000)	UG/KG (Dry Weight)
				Toluene	ND	(2.4000)	UG/KG (Dry Weight)
				m-Xylene + p-Xylene	ND	(2.4000)	UG/KG (Dry Weight)
				o-Xylene	19.0000	(2.4000)	UG/KG (Dry Weight)
				Aroclor-1016	ND	(80.0000)	UG/KG (Dry Weight)
				Aroclor-1221	ND	(160.0000)	UG/KG (Dry Weight)
				Aroclor-1232	ND	(80.0000)	UG/KG (Dry Weight)
				Aroclor-1242	ND	(80.0000)	UG/KG (Dry Weight)
				Aroclor-1248	ND	(80.0000)	UG/KG (Dry Weight)
				Aroclor-1254	ND	(80.0000)	UG/KG (Dry Weight)
				Aroclor-1260	ND	(80.0000)	UG/KG (Dry Weight)
				1,2,4-Trichlorobenzene	ND	(800.0000)	UG/KG (Dry Weight)
				1,2-Dichlorobenzene	ND	(800.0000)	UG/KG (Dry Weight)
				1,3-Dichlorobenzene	ND	(800.0000)	UG/KG (Dry Weight)
				1,4-Dichlorobenzene	ND	(800.0000)	UG/KG (Dry Weight)

BI = Datum associated with contaminated trip blank or laboratory method blank.
 G = Result affected by non-target hydrocarbons (e.g., diesel influence in GRO analysis).
 I = Chromatographic pattern associated with result is not recognized.
 J = Estimated value; bias unknown.
 M = Result influenced by matrix effects.
 ND = Not detected.

TIN CITY LRRS
Analytical Results Summary
Background

IRP SITE: BKG							
IRP DESCRIPTION: Background							
Location	Sample ID	Depth(ft)	Matrix	Analyte	Result	MRL	Units
SS K3	95TCK003SS	0.0-2.0	Soil/Peat	2,2'-oxybis(1-Chloropropane)	ND	(800.0000)	UG/KG (Dry Weight)
				2,4,5-Trichlorophenol	ND	(800.0000)	UG/KG (Dry Weight)
				2,4,6-Trichlorophenol	ND	(800.0000)	UG/KG (Dry Weight)
				2,4-Dichlorophenol	ND	(800.0000)	UG/KG (Dry Weight)
				2,4-Dimethylphenol	ND	(800.0000)	UG/KG (Dry Weight)
				2,4-Dinitrophenol	ND	(3900.0000)	UG/KG (Dry Weight)
				2,4-Dinitrotoluene	ND	(800.0000)	UG/KG (Dry Weight)
				2,6-Dinitrotoluene	ND	(800.0000)	UG/KG (Dry Weight)
				2-Chloronaphthalene	ND	(800.0000)	UG/KG (Dry Weight)
				2-Chlorophenol	ND	(800.0000)	UG/KG (Dry Weight)
				2-Methyl-4,6-dinitrophenol	ND	(3900.0000)	UG/KG (Dry Weight)
				2-Methylnaphthalene	ND	(800.0000)	UG/KG (Dry Weight)
				2-Methylphenol	ND	(800.0000)	UG/KG (Dry Weight)
				2-Nitroaniline	ND	(3900.0000)	UG/KG (Dry Weight)
				2-Nitrophenol	ND	(800.0000)	UG/KG (Dry Weight)
				3,3'-Dichlorobenzidine	ND	(1600.0000)	UG/KG (Dry Weight)
				3-Nitroaniline	ND	(3900.0000)	UG/KG (Dry Weight)
				4-Bromophenyl phenyl ether	ND	(800.0000)	UG/KG (Dry Weight)
				4-Chloro-3-methylphenol	ND	(1600.0000)	UG/KG (Dry Weight)
				4-Chloroaniline	ND	(1600.0000)	UG/KG (Dry Weight)
				4-Chlorophenyl phenyl ether	ND	(800.0000)	UG/KG (Dry Weight)
				4-Methylphenol	ND	(800.0000)	UG/KG (Dry Weight)
				4-Nitroaniline	ND	(3900.0000)	UG/KG (Dry Weight)
				4-Nitrophenol	ND	(3900.0000)	UG/KG (Dry Weight)
				Acenaphthene	ND	(800.0000)	UG/KG (Dry Weight)
				Acenaphthylene	ND	(800.0000)	UG/KG (Dry Weight)
				Anthracene	ND	(800.0000)	UG/KG (Dry Weight)
				Benz[a]anthracene	ND	(800.0000)	UG/KG (Dry Weight)
				Benzo[a]pyrene	ND	(800.0000)	UG/KG (Dry Weight)

BI = Datum associated with contaminated trip blank or laboratory method blank.
 G = Result affected by non-target hydrocarbons (e.g., diesel influence in GRO analysis).
 I = Chromatographic pattern associated with result is not recognized.
 J = Estimated value; bias unknown.
 M = Result influenced by matrix effects.
 ND = Not detected.

TIN CITY LRRS
Analytical Results Summary
Background

IRP SITE: BKG
IRP DESCRIPTION: Background

Location	Sample ID	Depth(ft)	Matrix	Analyte	Result	MRL	Units
SS K3	95TCK003SS	0.0-2.0	Soil/Peat	Benzo[b]fluoranthene	ND	(800.0000)	UG/KG (Dry Weight)
				Benzo[g,h,i]perylene	ND	(800.0000)	UG/KG (Dry Weight)
				Benzo[k]fluoranthene	ND	(800.0000)	UG/KG (Dry Weight)
				Benzoic acid	ND	(3900.0000)	UG/KG (Dry Weight)
				Benzyl alcohol	ND	(1600.0000)	UG/KG (Dry Weight)
				Benzyl butyl phthalate	ND	(800.0000)	UG/KG (Dry Weight)
				Chrysene	ND	(800.0000)	UG/KG (Dry Weight)
				Di-n-butyl phthalate	ND	(800.0000)	UG/KG (Dry Weight)
				Di-n-octyl phthalate	ND	(800.0000)	UG/KG (Dry Weight)
				Dibenz[a,h]anthracene	ND	(800.0000)	UG/KG (Dry Weight)
				Dibenzofuran	ND	(800.0000)	UG/KG (Dry Weight)
				Diethyl phthalate	ND	(800.0000)	UG/KG (Dry Weight)
				Dimethyl phthalate	ND	(800.0000)	UG/KG (Dry Weight)
				Fluoranthene	ND	(800.0000)	UG/KG (Dry Weight)
				Fluorene	ND	(800.0000)	UG/KG (Dry Weight)
				Hexachlorobenzene	ND	(800.0000)	UG/KG (Dry Weight)
				Hexachlorobutadiene	ND	(800.0000)	UG/KG (Dry Weight)
				Hexachlorocyclopentadiene	ND	(800.0000)	UG/KG (Dry Weight)
				Hexachloroethane	ND	(800.0000)	UG/KG (Dry Weight)
				Indeno[1,2,3-cd]pyrene	ND	(800.0000)	UG/KG (Dry Weight)
				Isophorone	ND	(800.0000)	UG/KG (Dry Weight)
				N-Nitrosodi-n-propylamine	ND	(800.0000)	UG/KG (Dry Weight)
				N-Nitrosodiphenylamine	ND	(800.0000)	UG/KG (Dry Weight)
				Naphthalene	ND	(800.0000)	UG/KG (Dry Weight)
				Nitrobenzene	ND	(800.0000)	UG/KG (Dry Weight)
				Pentachlorophenol	ND	(3900.0000)	UG/KG (Dry Weight)
				Phenanthrene	ND	(800.0000)	UG/KG (Dry Weight)
				Phenol	ND	(800.0000)	UG/KG (Dry Weight)
				Pyrene	ND	(800.0000)	UG/KG (Dry Weight)

BI = Datum associated with contaminated trip blank or laboratory method blank.
 G = Result affected by non-target hydrocarbons (e.g., diesel influence in GRO analysis).
 I = Chromatographic pattern associated with result is not recognized.
 J = Estimated value; bias unknown.
 M = Result influenced by matrix effects.
 ND = Not detected.

TIN CITY LRRS
Analytical Results Summary
Background

IRP SITE: BKG

IRP DESCRIPTION: Background

Location	Sample ID	Depth(ft)	Matrix	Analyte	Result	MRL	Units
SS K3	95TCCK003SS	0.0-2.0	Soil/Peat	bis(2-Chloroethoxy)methane	ND	(800.0000)	UG/KG (Dry Weight)
				bis(2-Chloroethyl) ether	ND	(800.0000)	UG/KG (Dry Weight)
				bis(2-Ethylhexyl) phthalate	ND	(800.0000)	UG/KG (Dry Weight)

BI = Datum associated with contaminated trip blank or laboratory method blank.
 G = Result affected by non-target hydrocarbons (e.g., diesel influence in GRO analysis).
 I = Chromatographic pattern associated with result is not recognized.
 J = Estimated value; bias unknown.
 M = Result influenced by matrix effects.
 ND = Not detected.

TIN CITY LRRS
Analytical Results Summary
Substation

IRP SITE: AOC 3		IRP DESCRIPTION: Substation					
Location	Sample ID	Depth(ft)	Matrix	Analyte	Result	MRL	Units
SS N1	95TCN001SS	0.0-0.5	Soil	TPH, diesel-range	33.0000	(4.3000)	MG/KG (Dry Weight)
				TPH, residual-range	150.0000	(52.0000)	MG/KG (Dry Weight)
				4,4'-DDD	ND	(36.0000)	UG/KG (Dry Weight)
				4,4'-DDE	ND	(36.0000)	UG/KG (Dry Weight)
				4,4'-DDT	ND	(36.0000)	UG/KG (Dry Weight)
				Aldrin	ND	(18.0000)	UG/KG (Dry Weight)
				Aroclor-1016	ND	(360.0000)	UG/KG (Dry Weight)
				Aroclor-1221	ND	(720.0000)	UG/KG (Dry Weight)
				Aroclor-1232	ND	(360.0000)	UG/KG (Dry Weight)
				Aroclor-1242	3200.0000	(360.0000)	UG/KG (Dry Weight)
				Aroclor-1248	ND	(360.0000)	UG/KG (Dry Weight)
				Aroclor-1254	ND	(360.0000)	UG/KG (Dry Weight)
				Aroclor-1260	ND	(360.0000)	UG/KG (Dry Weight)
				Chlordane, technical	ND	(360.0000)	UG/KG (Dry Weight)
				Dieldrin	ND	(36.0000)	UG/KG (Dry Weight)
				Endosulfan I	ND	(18.0000)	UG/KG (Dry Weight)
				Endosulfan II	ND	(36.0000)	UG/KG (Dry Weight)
				Endosulfan sulfate	ND	(36.0000)	UG/KG (Dry Weight)
				Endrin	ND	(36.0000)	UG/KG (Dry Weight)
				Endrin aldehyde	ND	(36.0000)	UG/KG (Dry Weight)
				Heptachlor	ND	(18.0000)	UG/KG (Dry Weight)
				Heptachlor epoxide	ND	(18.0000)	UG/KG (Dry Weight)
				Methoxychlor	ND	(180.0000)	UG/KG (Dry Weight)
				Toxaphene	ND	(1800.0000)	UG/KG (Dry Weight)
				alpha-BHC	ND	(18.0000)	UG/KG (Dry Weight)
				beta-BHC	ND	(18.0000)	UG/KG (Dry Weight)
				delta-BHC	ND	(18.0000)	UG/KG (Dry Weight)
				gamma-BHC	ND	(18.0000)	UG/KG (Dry Weight) J
SS N2	95TCN002SS	0.0-0.5	Soil	TPH, diesel-range	11.0000	(4.4000)	MG/KG (Dry Weight)

BI = Datum associated with contaminated trip blank or laboratory method blank.
 G = Result affected by non-target hydrocarbons (e.g., diesel influence in GRO analysis).
 I = Chromatographic pattern associated with result is not recognized.
 J = Estimated value; bias unknown.
 M = Result influenced by matrix effects.
 ND = Not detected.

TIN CITY LRRS
Analytical Results Summary
Substation

IRP SITE: AOC 3

IRP DESCRIPTION: Substation

Location	Sample ID	Depth(ft)	Matrix	Analyte	Result	MRL	Units
SS N2	95TCN002SS	0.0-0.5	Soil	TPH, residual-range	210.0000	(56.0000)	MG/KG (Dry Weight)
				4,4'-DDD	ND	(74.0000)	UG/KG (Dry Weight)
				4,4'-DDE	ND	(74.0000)	UG/KG (Dry Weight)
				4,4'-DDT	ND	(74.0000)	UG/KG (Dry Weight)
				Aldrin	ND	(3.0000)	UG/KG (Dry Weight)
				Atroclor-1016	ND	(740.0000)	UG/KG (Dry Weight)
				Atroclor-1221	ND	(1500.0000)	UG/KG (Dry Weight)
				Atroclor-1232	ND	(740.0000)	UG/KG (Dry Weight)
				Atroclor-1242	710.0000	(740.0000)	UG/KG (Dry Weight)
				Atroclor-1248	ND	(740.0000)	UG/KG (Dry Weight)
				Atroclor-1254	ND	(740.0000)	UG/KG (Dry Weight)
				Atroclor-1260	ND	(740.0000)	UG/KG (Dry Weight)
				Chlordane, technical	ND	(740.0000)	UG/KG (Dry Weight)
				Dieldrin	ND	(74.0000)	UG/KG (Dry Weight)
				Endosulfan I	ND	(38.0000)	UG/KG (Dry Weight)
				Endosulfan II	ND	(74.0000)	UG/KG (Dry Weight)
				Endosulfan sulfate	ND	(74.0000)	UG/KG (Dry Weight)
				Endrin	ND	(74.0000)	UG/KG (Dry Weight)
				Endrin aldehyde	ND	(74.0000)	UG/KG (Dry Weight)
				Heptachlor	ND	(38.0000)	UG/KG (Dry Weight) J
				Heptachlor epoxide	ND	(38.0000)	UG/KG (Dry Weight)
				Methoxychlor	ND	(380.0000)	UG/KG (Dry Weight)
				Toxaphene	ND	(3800.0000)	UG/KG (Dry Weight)
				alpha-BHC	ND	(38.0000)	UG/KG (Dry Weight)
				beta-BHC	ND	(38.0000)	UG/KG (Dry Weight)
				delta-BHC	ND	(38.0000)	UG/KG (Dry Weight)
				gamma-BHC	ND	(38.0000)	UG/KG (Dry Weight)
SS N3	95TCN003SS	0.0-0.2	Soil	TPH, diesel-range	5100.0000	(430.0000)	MG/KG (Dry Weight)
				TPH, residual-range	140000.0000	(5400.0000)	MG/KG (Dry Weight)

BI = Datum associated with contaminated trip blank or laboratory method blank.
 G = Result affected by non-target hydrocarbons (e.g., diesel influence in GRO analysis).
 I = Chromatographic pattern associated with result is not recognized.
 J = Estimated value; bias unknown.
 M = Result influenced by matrix effects.
 ND = Not detected.

TIN CITY LRRS
Analytical Results Summary
Substation

IRP SITE: AOC 3

IRP DESCRIPTION: Substation

Location	Sample ID	Depth(ft)	Matrix	Analyte	Result	MRL	Units
SS N3	95TCN003SS	0.0-0.2	Soil	4,4'-DDD	ND	(3.6000)	UG/KG (Dry Weight) J
				4,4'-DDE	ND	(3.6000)	UG/KG (Dry Weight)
				4,4'-DDT	ND	(3.6000)	UG/KG (Dry Weight)
				Aldrin	ND	(1.8000)	UG/KG (Dry Weight)
				Aroclor-1016	ND	(36.0000)	UG/KG (Dry Weight)
				Aroclor-1221	ND	(72.0000)	UG/KG (Dry Weight)
				Aroclor-1232	ND	(36.0000)	UG/KG (Dry Weight)
				Aroclor-1242	ND	(36.0000)	UG/KG (Dry Weight)
				Aroclor-1248	ND	(36.0000)	UG/KG (Dry Weight)
				Aroclor-1254	ND	(36.0000)	UG/KG (Dry Weight)
				Aroclor-1260	ND	(36.0000)	UG/KG (Dry Weight)
				Chlordane, technical	ND	(36.0000)	UG/KG (Dry Weight)
				Dieldrin	ND	(3.6000)	UG/KG (Dry Weight)
				Endosulfan I	ND	(1.8000)	UG/KG (Dry Weight)
				Endosulfan II	ND	(3.6000)	UG/KG (Dry Weight)
				Endosulfan sulfate	ND	(3.6000)	UG/KG (Dry Weight)
				Endrin	ND	(3.6000)	UG/KG (Dry Weight)
				Endrin aldehyde	ND	(3.6000)	UG/KG (Dry Weight)
				Heptachlor	ND	(1.8000)	UG/KG (Dry Weight)
				Heptachlor epoxide	ND	(1.8000)	UG/KG (Dry Weight)
				Methoxychlor	ND	(18.0000)	UG/KG (Dry Weight)
				Toxaphene	ND	(180.0000)	UG/KG (Dry Weight)
				alpha-BHC	ND	(1.8000)	UG/KG (Dry Weight)
				beta-BHC	ND	(1.8000)	UG/KG (Dry Weight)
				delta-BHC	ND	(1.8000)	UG/KG (Dry Weight)
				gamma-BHC	ND	(1.8000)	UG/KG (Dry Weight)

BI = Datum associated with contaminated trip blank or laboratory method blank.
 G = Result affected by non-target hydrocarbons (e.g., diesel influence in GRO analysis).
 I = Chromatographic pattern associated with result is not recognized.
 J = Estimated value; bias unknown.
 M = Result influenced by matrix effects.
 ND = Not detected.

TIN CITY LRRS
Analytical Results Summary
Dump #3 at beach with abandoned drums and machinery

IRP SITE: DP 011

IRP DESCRIPTION: Dump #3 at beach with abandoned drums and machinery

Location	Sample ID	Depth(ft)	Matrix	Analyte	Result	MRL	Units
SW/SD A1	95TCA001SD	0.0-0.5	Sediment	TPH, diesel-range	410.0000	(59.0000)	MG/KG (Dry Weight)
	95TCA001SW	N/A	Water	TPH, residual-range	1400.0000	(74.0000)	MG/KG (Dry Weight)
	95TCA001SD	0.0-0.5	Sediment	TPH, diesel-range	ND	(100.0000)	UG/L
	95TCA001SW	N/A	Water	TPH, gasoline-range	ND	(7400.0000)	UG/KG (Dry Weight)
	95TCA001SD	0.0-0.5	Sediment	TPH, gasoline-range	ND	(100.0000)	UG/L
				Arsenic	3.3000	(0.1400)	MG/KG (Dry Weight)
				Barium	12.6000	(2.4000)	MG/KG (Dry Weight)
				Cadmium	0.4800	(0.1400)	MG/KG (Dry Weight)
				Chromium	5.0000	(0.2800)	MG/KG (Dry Weight)
				Lead	15.2000	(0.1400)	MG/KG (Dry Weight)
				Selenium	0.3400	(0.2800)	MG/KG (Dry Weight) M
				Silver	ND	(0.4200)	MG/KG (Dry Weight)
	95TCA001SW	N/A	Water	Arsenic	ND	(1.0000)	UG/L
				Barium	ND	(17.0000)	UG/L
				Cadmium	ND	(1.0000)	UG/L
				Chromium	ND	(2.0000)	UG/L
				Lead	1.4000	(1.0000)	UG/L
				Selenium	ND	(2.0000)	UG/L
				Silver	ND	(3.0000)	UG/L
				Mercury	ND	(0.1000)	UG/L
	95TCA001SD	0.0-0.5	Sediment	Mercury	ND	(0.0600)	MG/KG (Dry Weight)
				4,4'-DDD	ND	(24.0000)	UG/KG (Dry Weight) M
				4,4'-DDE	ND	(24.0000)	UG/KG (Dry Weight) M
				4,4'-DDT	ND	(24.0000)	UG/KG (Dry Weight) M
				Aldrin	ND	(12.0000)	UG/KG (Dry Weight) M
				Aroclor-1016	ND	(240.0000)	UG/KG (Dry Weight) M
				Aroclor-1221	ND	(490.0000)	UG/KG (Dry Weight) M
				Aroclor-1232	ND	(240.0000)	UG/KG (Dry Weight) M
				Aroclor-1242	ND	(240.0000)	UG/KG (Dry Weight) M

BI = Datum associated with contaminated trip blank or laboratory method blank.
 G = Result affected by non-target hydrocarbons (e.g., diesel influence in GRO analysis).
 I = Chromatographic pattern associated with result is not recognized.
 J = Estimated value; bias unknown.
 M = Result influenced by matrix effects.
 ND = Not detected.

TIN CITY LRRS
Analytical Results Summary
Dump #3 at beach with abandoned drums and machinery

IRP SITE: DP 011

IRP DESCRIPTION: Dump #3 at beach with abandoned drums and machinery

Location	Sample ID	Depth(ft)	Matrix	Analyte	Result	MRL	Units
SW/SD A1	95TCA001SD	0.0-0.5	Sediment	Aroclor-1248	ND	(240.0000)	UG/KG (Dry Weight) M
				Aroclor-1254	ND	(240.0000)	UG/KG (Dry Weight) M
				Aroclor-1260	ND	(240.0000)	UG/KG (Dry Weight) M
				Chlordane, technical	ND	(240.0000)	UG/KG (Dry Weight) M
				Dieldrin	ND	(24.0000)	UG/KG (Dry Weight) M
				Endosulfan I	ND	(12.0000)	UG/KG (Dry Weight) M
				Endosulfan II	ND	(24.0000)	UG/KG (Dry Weight) M
				Endosulfan sulfate	ND	(24.0000)	UG/KG (Dry Weight) M
				Endrin	ND	(24.0000)	UG/KG (Dry Weight) J
				Endrin aldehyde	ND	(24.0000)	UG/KG (Dry Weight) J
				Heptachlor	ND	(12.0000)	UG/KG (Dry Weight) M
				Heptachlor epoxide	ND	(12.0000)	UG/KG (Dry Weight) M
				Methoxychlor	ND	(120.0000)	UG/KG (Dry Weight) M
				Toxaphene	ND	(1200.0000)	UG/KG (Dry Weight) M
				alpha-BHC	ND	(12.0000)	UG/KG (Dry Weight) M
				beta-BHC	ND	(12.0000)	UG/KG (Dry Weight) M
				delta-BHC	ND	(12.0000)	UG/KG (Dry Weight) M
				gamma-BHC	ND	(12.0000)	UG/KG (Dry Weight) M
				4,4'-DDD	ND	(0.0500)	UG/L
				4,4'-DDE	ND	(0.0500)	UG/L
				4,4'-DDT	ND	(0.0500)	UG/L
				Aldrin	ND	(0.0250)	UG/L
				Aroclor-1016	ND	(0.5000)	UG/L
				Aroclor-1221	ND	(1.0000)	UG/L
				Aroclor-1232	ND	(0.5000)	UG/L
				Aroclor-1242	ND	(0.5000)	UG/L
				Aroclor-1248	ND	(0.5000)	UG/L
				Aroclor-1254	ND	(0.5000)	UG/L
				Aroclor-1260	ND	(0.5000)	UG/L
	95TCA001SW	N/A	Water				

BI = Datum associated with contaminated trip blank or laboratory method blank.
 G = Result affected by non-target hydrocarbons (e.g., diesel influence in GRO analysis).
 I = Chromatographic pattern associated with result is not recognized.
 J = Estimated value; bias unknown.
 M = Result influenced by matrix effects.
 ND = Not detected.

TIN CITY LRRS
Analytical Results Summary
Dump #3 at beach with abandoned drums and machinery

IRP SITE: DP 011

IRP DESCRIPTION: Dump #3 at beach with abandoned drums and machinery

Location	Sample ID	Depth(ft)	Matrix	Analyte	Result	MRL	Units
SW/SD A1	95TCA001SW	N/A	Water	Chlordane, technical	ND	(0.5000)	UG/L
				Dieldrin	ND	(0.0500)	UG/L
				Endosulfan I	ND	(0.0250)	UG/L
				Endosulfan II	ND	(0.0500)	UG/L
				Endosulfan sulfate	ND	(0.0500)	UG/L
				Endrin	ND	(0.0500)	UG/L
				Endrin aldehyde	ND	(0.0500)	UG/L
				Heptachlor	ND	(0.0250)	UG/L
				Heptachlor epoxide	ND	(0.0250)	UG/L
				Methoxychlor	ND	(0.2500)	UG/L
				Toxaphene	ND	(2.5000)	UG/L
				alpha-BHC	ND	(0.0250)	UG/L
				beta-BHC	ND	(0.0250)	UG/L
				delta-BHC	ND	(0.0250)	UG/L
				gamma-BHC	ND	(0.0250)	UG/L
	95TCA001SD	0.0-0.5	Sediment	1,1,1,2-Tetrachloroethane	ND	(7.0000)	UG/KG (Dry Weight)
				1,1,1-Trichloroethane	ND	(7.0000)	UG/KG (Dry Weight)
				1,1,2,2-Tetrachloroethane	ND	(7.0000)	UG/KG (Dry Weight)
				1,1,2-Trichloroethane	ND	(7.0000)	UG/KG (Dry Weight)
				1,1-Dichloroethane	ND	(7.0000)	UG/KG (Dry Weight)
				1,1-Dichloroethene	ND	(7.0000)	UG/KG (Dry Weight)
				1,1-Dichloropropene	ND	(7.0000)	UG/KG (Dry Weight)
				1,2,3-Trichlorobenzene	ND	(7.0000)	UG/KG (Dry Weight)
				1,2,3-Trichloropropane	ND	(7.0000)	UG/KG (Dry Weight)
				1,2,4-Trichlorobenzene	ND	(7.0000)	UG/KG (Dry Weight)
				1,2,4-Trimethylbenzene	ND	(7.0000)	UG/KG (Dry Weight)
				1,2-Dibromo-3-chloropropane	ND	(7.0000)	UG/KG (Dry Weight)
				1,2-Dibromoethane	ND	(7.0000)	UG/KG (Dry Weight)
				1,2-Dichlorobenzene	ND	(7.0000)	UG/KG (Dry Weight)

BI = Datum associated with contaminated trip blank or laboratory method blank.
G = Result affected by non-target hydrocarbons (e.g., diesel influence in GRO analysis).
I = Chromatographic pattern associated with result is not recognized.
J = Estimated value; bias unknown.
M = Result influenced by matrix effects.
ND = Not detected.

TIN CITY LRRS
Analytical Results Summary
Dump #3 at beach with abandoned drums and machinery

IRP SITE: DP 011

IRP DESCRIPTION: Dump #3 at beach with abandoned drums and machinery

Location	Sample ID	Depth(ft)	Matrix	Analyte	Result	MRL	Units
SW/SD A1	95TCA001SD	0.0-0.5	Sediment	1,2-Dichloroethane	ND	(7.0000)	UG/KG (Dry Weight)
				1,2-Dichloropropane	ND	(7.0000)	UG/KG (Dry Weight)
				1,3,5-Trimethylbenzene	ND	(7.0000)	UG/KG (Dry Weight)
				1,3-Dichlorobenzene	ND	(7.0000)	UG/KG (Dry Weight)
				1,3-Dichloropropane	ND	(7.0000)	UG/KG (Dry Weight)
				1,4-Dichlorobenzene	ND	(7.0000)	UG/KG (Dry Weight)
				1-Chlorohexane	ND	(7.0000)	UG/KG (Dry Weight)
				2,2-Dichloropropane	ND	(7.0000)	UG/KG (Dry Weight)
				2-Chlorotoluene	ND	(7.0000)	UG/KG (Dry Weight)
				4-Chlorotoluene	ND	(7.0000)	UG/KG (Dry Weight)
				Benzene	ND	(7.0000)	UG/KG (Dry Weight)
				Bromobenzene	ND	(7.0000)	UG/KG (Dry Weight)
				Bromochloromethane	ND	(7.0000)	UG/KG (Dry Weight)
				Bromodichloromethane	ND	(7.0000)	UG/KG (Dry Weight)
				Bromoform	ND	(7.0000)	UG/KG (Dry Weight)
				Bromomethane	ND	(7.0000)	UG/KG (Dry Weight)
				Carbon tetrachloride	ND	(7.0000)	UG/KG (Dry Weight)
				Chlorobenzene	ND	(7.0000)	UG/KG (Dry Weight)
				Chloroethane	ND	(7.0000)	UG/KG (Dry Weight)
				Chloroform	ND	(7.0000)	UG/KG (Dry Weight)
				Chloromethane	ND	(7.0000)	UG/KG (Dry Weight)
				Dibromochloromethane	ND	(7.0000)	UG/KG (Dry Weight)
				Dibromomethane	ND	(7.0000)	UG/KG (Dry Weight)
				Dichlorodifluoromethane	ND	(7.0000)	UG/KG (Dry Weight)
				Ethylbenzene	ND	(7.0000)	UG/KG (Dry Weight)
				Hexachlorobutadiene	ND	(7.0000)	UG/KG (Dry Weight)
				Isopropylbenzene	ND	(7.0000)	UG/KG (Dry Weight)
				Methylene chloride	5.0000	(7.0000)	UG/KG (Dry Weight)
				Naphthalene	ND	(7.0000)	UG/KG (Dry Weight)

BI = Datum associated with contaminated trip blank or laboratory method blank.
G = Result affected by non-target hydrocarbons (e.g., diesel influence in GRO analysis).
I = Chromatographic pattern associated with result is not recognized.
J = Estimated value; bias unknown.
M = Result influenced by matrix effects.
ND = Not detected.

TIN CITY LRRS
Analytical Results Summary
Dump #3 at beach with abandoned drums and machinery

IRP SITE: DP 011

IRP DESCRIPTION: Dump #3 at beach with abandoned drums and machinery

Location	Sample ID	Depth(ft)	Matrix	Analyte	Result	MRL	Units
SW/SD A1	95TCA001SD	0.0-0.5	Sediment	Styrene	ND	(7.0000)	UG/KG (Dry Weight)
				Tetrachloroethene	ND	(7.0000)	UG/KG (Dry Weight)
				Toluene	ND	(7.0000)	UG/KG (Dry Weight)
				Trichloroethene	ND	(7.0000)	UG/KG (Dry Weight)
				Trichlorofluoromethane	ND	(7.0000)	UG/KG (Dry Weight)
				Vinyl chloride	ND	(7.0000)	UG/KG (Dry Weight)
				Xylenes, total	ND	(7.0000)	UG/KG (Dry Weight)
				cis-1,2-Dichloroethene	ND	(7.0000)	UG/KG (Dry Weight)
				cis-1,3-Dichloropropene	ND	(7.0000)	UG/KG (Dry Weight)
				n-Butylbenzene	ND	(7.0000)	UG/KG (Dry Weight)
				n-Propylbenzene	ND	(7.0000)	UG/KG (Dry Weight)
				p-Isopropyltoluene	ND	(7.0000)	UG/KG (Dry Weight)
				sec-Butylbenzene	ND	(7.0000)	UG/KG (Dry Weight)
				tert-Butylbenzene	ND	(7.0000)	UG/KG (Dry Weight)
				trans-1,2-Dichloroethene	ND	(7.0000)	UG/KG (Dry Weight)
				trans-1,3-Dichloropropene	ND	(7.0000)	UG/KG (Dry Weight)
	95TCA001SW	N/A	Water	1,1,1,2-Tetrachloroethane	ND	(1.0000)	UG/L
				1,1,1,1-Trichloroethane	ND	(1.0000)	UG/L
				1,1,2,2-Tetrachloroethane	ND	(1.0000)	UG/L
				1,1,2-Trichloroethane	ND	(1.0000)	UG/L
				1,1-Dichloroethane	ND	(1.0000)	UG/L
				1,1-Dichloroethene	ND	(1.0000)	UG/L
				1,1-Dichloropropene	ND	(1.0000)	UG/L
				1,2,3-Trichlorobenzene	ND	(1.0000)	UG/L
				1,2,3-Trichloropropene	ND	(1.0000)	UG/L
				1,2,4-Trichlorobenzene	ND	(1.0000)	UG/L
				1,2,4-Trimethylbenzene	ND	(1.0000)	UG/L
				1,2-Dibromo-3-chloropropane	ND	(1.0000)	UG/L
				1,2-Dibromoethane	ND	(1.0000)	UG/L

BI = Datum associated with contaminated trip blank or laboratory method blank.

G = Result affected by non-target hydrocarbons (e.g., diesel influence in GRO analysis).

I = Chromatographic pattern associated with result is not recognized.

J = Estimated value; bias unknown.

M = Result influenced by matrix effects.

ND = Not detected.

TIN CITY LRRS
Analytical Results Summary
Dump #3 at beach with abandoned drums and machinery

IRP SITE: DP 011

IRP DESCRIPTION: Dump #3 at beach with abandoned drums and machinery

Location	Sample ID	Depth(ft)	Matrix	Analyte	Result	MRL	Units
SW/SD A1	95TCA001SW	N/A	Water	1,2-Dichlorobenzene	ND	(1.0000)	UG/L
				1,2-Dichloroethane	ND	(1.0000)	UG/L
				1,2-Dichloropropane	ND	(1.0000)	UG/L
				1,3,5-Trimethylbenzene	ND	(1.0000)	UG/L
				1,3-Dichlorobenzene	ND	(1.0000)	UG/L
				1,3-Dichloropropane	ND	(1.0000)	UG/L
				1,4-Dichlorobenzene	ND	(1.0000)	UG/L
				1-Chlorohexane	ND	(1.0000)	UG/L
				2,2-Dichloropropane	ND	(1.0000)	UG/L
				2-Chlorotoluene	ND	(1.0000)	UG/L
				4-Chlorotoluene	ND	(1.0000)	UG/L
				Benzene	ND	(1.0000)	UG/L
				Bromobenzene	ND	(1.0000)	UG/L
				Bromochloromethane	ND	(1.0000)	UG/L
				Bromodichloromethane	ND	(1.0000)	UG/L
				Bromoform	ND	(1.0000)	UG/L
				Bromomethane	ND	(1.0000)	UG/L
				Carbon tetrachloride	ND	(1.0000)	UG/L
				Chlorobenzene	ND	(1.0000)	UG/L
				Chloroethane	ND	(1.0000)	UG/L
				Chloroform	ND	(1.0000)	UG/L
				Chloromethane	ND	(1.0000)	UG/L
				Dibromochloromethane	ND	(1.0000)	UG/L
				Dibromomethane	ND	(1.0000)	UG/L
				Dichlorodifluoromethane	ND	(1.0000)	UG/L
				Ethylbenzene	ND	(1.0000)	UG/L
				Hexachlorobutadiene	ND	(1.0000)	UG/L
				Isopropylbenzene	ND	(1.0000)	UG/L
				Methylene chloride	ND	(1.0000)	UG/L

BI = Datum associated with contaminated trip blank or laboratory method blank.
G = Result affected by non-target hydrocarbons (e.g., diesel influence in GRO analysis).
I = Chromatographic pattern associated with result is not recognized.
J = Estimated value; bias unknown.
M = Result influenced by matrix effects.
ND = Not detected.

TIN CITY LRRS
Analytical Results Summary
Dump #3 at beach with abandoned drums and machinery

IRP SITE: DP 011

IRP DESCRIPTION: Dump #3 at beach with abandoned drums and machinery

Location	Sample ID	Depth(ft)	Matrix	Analyte	Result	MRL	Units
SW/SD A1	95TCA001SW	N/A	Water	Naphthalene	ND	(1.0000)	UG/L
				Styrene	ND	(1.0000)	UG/L
				Tetrachloroethene	ND	(1.0000)	UG/L
				Toluene	ND	(1.0000)	UG/L
				Trichloroethene	ND	(1.0000)	UG/L
				Trichlorofluoromethane	ND	(1.0000)	UG/L
				Vinyl chloride	ND	(1.0000)	UG/L
				Xylenes, total	ND	(1.0000)	UG/L
				cis-1,2-Dichloroethene	ND	(1.0000)	UG/L
				cis-1,3-Dichloropropene	ND	(1.0000)	UG/L
				n-Butylbenzene	ND	(1.0000)	UG/L
				n-Propylbenzene	ND	(1.0000)	UG/L
				p-Isopropyltoluene	ND	(1.0000)	UG/L
				sec-Butylbenzene	ND	(1.0000)	UG/L
				tert-Butylbenzene	ND	(1.0000)	UG/L
				trans-1,2-Dichloroethene	ND	(1.0000)	UG/L
				trans-1,3-Dichloropropene	ND	(1.0000)	UG/L
				1,2,4-Trichlorobenzene	ND	(490.0000)	UG/KG (Dry Weight)
				1,2-Dichlorobenzene	ND	(490.0000)	UG/KG (Dry Weight)
				1,3-Dichlorobenzene	ND	(490.0000)	UG/KG (Dry Weight)
				1,4-Dichlorobenzene	ND	(490.0000)	UG/KG (Dry Weight)
				2,2'-oxybis(1-Chloropropane)	ND	(490.0000)	UG/KG (Dry Weight)
				2,4,5-Trichlorophenol	ND	(490.0000)	UG/KG (Dry Weight)
				2,4,6-Trichlorophenol	ND	(490.0000)	UG/KG (Dry Weight)
				2,4-Dichlorophenol	ND	(490.0000)	UG/KG (Dry Weight)
				2,4-Dimethylphenol	ND	(490.0000)	UG/KG (Dry Weight)
				2,4-Dinitrophenol	ND	(2400.0000)	UG/KG (Dry Weight)
				2,4-Dinitrotoluene	ND	(490.0000)	UG/KG (Dry Weight)
				2,6-Dinitrotoluene	ND	(490.0000)	UG/KG (Dry Weight)

BI = Datum associated with contaminated trip blank or laboratory method blank.

G = Result affected by non-target hydrocarbons (e.g., diesel influence in GRO analysis).

I = Chromatographic pattern associated with result is not recognized.

J = Estimated value, bias unknown.

M = Result influenced by matrix effects.

ND = Not detected.

TIN CITY LRRS
Analytical Results Summary
Dump #3 at beach with abandoned drums and machinery

IRP SITE: DP 011

IRP DESCRIPTION: Dump #3 at beach with abandoned drums and machinery

Location	Sample ID	Depth(ft)	Matrix	Analyte	Result	MRL	Units
SW/SD A1	95TCA001SD	0.0-0.5	Sediment	2-Chloronaphthalene	ND	(490.0000)	UG/KG (Dry Weight)
				2-Chlorophenol	ND	(490.0000)	UG/KG (Dry Weight)
				2-Methyl-4,6-dinitrophenol	ND	(2400.0000)	UG/KG (Dry Weight)
				2-Methylnaphthalene	ND	(490.0000)	UG/KG (Dry Weight)
				2-Methylphenol	ND	(490.0000)	UG/KG (Dry Weight)
				2-Nitroaniline	ND	(2400.0000)	UG/KG (Dry Weight)
				2-Nitrophenol	ND	(490.0000)	UG/KG (Dry Weight)
				3,3'-Dichlorobenzidine	ND	(970.0000)	UG/KG (Dry Weight)
				3-Nitroaniline	ND	(2400.0000)	UG/KG (Dry Weight)
				4-Bromophenyl phenyl ether	ND	(490.0000)	UG/KG (Dry Weight)
				4-Chloro-3-methylphenol	ND	(970.0000)	UG/KG (Dry Weight)
				4-Chloroaniline	ND	(970.0000)	UG/KG (Dry Weight)
				4-Chlorophenyl phenyl ether	ND	(490.0000)	UG/KG (Dry Weight)
				4-Methylphenol	ND	(490.0000)	UG/KG (Dry Weight)
				4-Nitroaniline	ND	(2400.0000)	UG/KG (Dry Weight)
				4-Nitrophenol	ND	(2400.0000)	UG/KG (Dry Weight)
				Acenaphthene	ND	(490.0000)	UG/KG (Dry Weight)
				Acenaphthylene	ND	(490.0000)	UG/KG (Dry Weight)
				Anthracene	ND	(490.0000)	UG/KG (Dry Weight)
				Benz[a]anthracene	ND	(490.0000)	UG/KG (Dry Weight)
				Benzo[a]pyrene	ND	(490.0000)	UG/KG (Dry Weight)
				Benzo[b]fluoranthene	ND	(490.0000)	UG/KG (Dry Weight)
				Benzo[g,h,i]perylene	ND	(490.0000)	UG/KG (Dry Weight)
				Benzo[k]fluoranthene	ND	(490.0000)	UG/KG (Dry Weight)
				Benzoic acid	ND	(2400.0000)	UG/KG (Dry Weight)
				Benzyl alcohol	ND	(970.0000)	UG/KG (Dry Weight)
				Benzyl butyl phthalate	ND	(490.0000)	UG/KG (Dry Weight)
				Chrysene	ND	(490.0000)	UG/KG (Dry Weight)
				Di-n-butyl phthalate	ND	(490.0000)	UG/KG (Dry Weight)

BI = Datum associated with contaminated trip blank or laboratory method blank.
 G = Result affected by non-target hydrocarbons (e.g., diesel influence in GRO analysis).
 I = Chromatographic pattern associated with result is not recognized.
 J = Estimated value; bias unknown.
 M = Result influenced by matrix effects.
 ND = Not detected.

TIN CITY LRRS
Analytical Results Summary
Dump #3 at beach with abandoned drums and machinery

IRP SITE: DP 011

IRP DESCRIPTION: Dump #3 at beach with abandoned drums and machinery

Location	Sample ID	Depth(ft)	Matrix	Analyte	Result	MRL	Units
SW/SD A1	95TCA001SD	0.0-0.5	Sediment	Di-n-octyl phthalate	ND	(490.0000)	UG/KG (Dry Weight)
				Dibenz[a,h]anthracene	ND	(490.0000)	UG/KG (Dry Weight)
				Dibenzofuran	ND	(490.0000)	UG/KG (Dry Weight)
				Diethyl phthalate	ND	(490.0000)	UG/KG (Dry Weight)
				Dimethyl phthalate	ND	(490.0000)	UG/KG (Dry Weight)
				Fluoranthene	ND	(490.0000)	UG/KG (Dry Weight)
				Fluorene	ND	(490.0000)	UG/KG (Dry Weight)
				Hexachlorobenzene	ND	(490.0000)	UG/KG (Dry Weight)
				Hexachlorobutadiene	ND	(490.0000)	UG/KG (Dry Weight)
				Hexachlorocyclopentadiene	ND	(490.0000)	UG/KG (Dry Weight)
				Hexachloroethane	ND	(490.0000)	UG/KG (Dry Weight)
				Indeno[1,2,3-cd]pyrene	ND	(490.0000)	UG/KG (Dry Weight)
				Isophorone	ND	(490.0000)	UG/KG (Dry Weight)
				N-Nitrosodi-n-propylamine	ND	(490.0000)	UG/KG (Dry Weight)
				N-Nitrosodiphenylamine	ND	(490.0000)	UG/KG (Dry Weight)
				Naphthalene	ND	(490.0000)	UG/KG (Dry Weight)
				Nitrobenzene	ND	(490.0000)	UG/KG (Dry Weight)
				Pentachlorophenol	ND	(2400.0000)	UG/KG (Dry Weight)
				Phenanthrene	ND	(490.0000)	UG/KG (Dry Weight)
				Phenol	ND	(490.0000)	UG/KG (Dry Weight)
				Pyrene	ND	(490.0000)	UG/KG (Dry Weight)
				bis(2-Chloroethoxy)methane	ND	(490.0000)	UG/KG (Dry Weight)
				bis(2-Chloroethyl) ether	ND	(490.0000)	UG/KG (Dry Weight)
				bis(2-Ethylhexyl) phthalate	ND	(490.0000)	UG/KG (Dry Weight)
				1,2,4-Trichlorobenzene	ND	(10.0000)	UG/L
				1,2-Dichlorobenzene	ND	(10.0000)	UG/L
				1,3-Dichlorobenzene	ND	(10.0000)	UG/L
				1,4-Dichlorobenzene	ND	(10.0000)	UG/L
				2,2'-oxybis(1-Chloropropane)	ND	(10.0000)	UG/L
	95TCA001SW	N/A	Water				

BI = Datum associated with contaminated trip blank or laboratory method blank.

G = Result affected by non-target hydrocarbons (e.g., diesel influence in GRO analysis).

I = Chromatographic pattern associated with result is not recognized.

J = Estimated value; bias unknown.

M = Result influenced by matrix effects.

ND = Not detected.

TIN CITY LRRS
Analytical Results Summary
Dump #3 at beach with abandoned drums and machinery

IRP SITE: DP 011

IRP DESCRIPTION: Dump #3 at beach with abandoned drums and machinery

Location	Sample ID	Depth(ft)	Matrix	Analyte	Result	MRL	Units
SW/SD A1	95TCA001SW	N/A	Water	2,4,5-Trichlorophenol	ND	(10.0000)	UG/L
				2,4,6-Trichlorophenol	ND	(10.0000)	UG/L
				2,4-Dichlorophenol	ND	(10.0000)	UG/L
				2,4-Dimethylphenol	ND	(10.0000)	UG/L
				2,4-Dinitrophenol	ND	(50.0000)	UG/L
				2,4-Dinitrotoluene	ND	(10.0000)	UG/L
				2,6-Dinitrotoluene	ND	(10.0000)	UG/L
				2-Chloronaphthalene	ND	(10.0000)	UG/L
				2-Chlorophenol	ND	(10.0000)	UG/L
				2-Methyl-4,6-dinitrophenol	ND	(50.0000)	UG/L
				2-Methylnaphthalene	ND	(10.0000)	UG/L
				2-Methylphenol	ND	(10.0000)	UG/L
				2-Nitroaniline	ND	(50.0000)	UG/L
				2-Nitrophenol	ND	(10.0000)	UG/L
				3,3'-Dichlorobenzidine	ND	(20.0000)	UG/L
				3-Nitroaniline	ND	(50.0000)	UG/L
				4-Bromophenyl phenyl ether	ND	(10.0000)	UG/L
				4-Chloro-3-methylphenol	ND	(20.0000)	UG/L
				4-Chloroaniline	ND	(20.0000)	UG/L
				4-Chlorophenyl phenyl ether	ND	(10.0000)	UG/L
				4-Methylphenol	ND	(10.0000)	UG/L
				4-Nitroaniline	ND	(50.0000)	UG/L
				4-Nitrophenol	ND	(50.0000)	UG/L
				Acenaphthene	ND	(10.0000)	UG/L
				Acenaphthylene	ND	(10.0000)	UG/L
				Anthracene	ND	(10.0000)	UG/L
				Benz[a]anthracene	ND	(10.0000)	UG/L
				Benzo[a]pyrene	ND	(10.0000)	UG/L
				Benzo[b]fluoranthene	ND	(10.0000)	UG/L

BI = Datum associated with contaminated trip blank or laboratory method blank.
 G = Result affected by non-target hydrocarbons (e.g., diesel influence in GRO analysis).
 I = Chromatographic pattern associated with result is not recognized.
 J = Estimated value; bias unknown.
 M = Result influenced by matrix effects.
 ND = Not detected.

TIN CITY LRRS
Analytical Results Summary
Dump #3 at beach with abandoned drums and machinery

IRP SITE: DP 011

IRP DESCRIPTION: Dump #3 at beach with abandoned drums and machinery

Location	Sample ID	Depth(ft)	Matrix	Analyte	Result	MRL	Units
SW/SD A1	95TCA001SW	N/A	Water	Benzo[g,h,i]perylene	ND	(10.0000)	UG/L
				Benzo[k]fluoranthene	ND	(10.0000)	UG/L
				Benzoic acid	ND	(50.0000)	UG/L
				Benzyl alcohol	ND	(20.0000)	UG/L
				Benzyl butyl phthalate	ND	(10.0000)	UG/L
				Chrysene	ND	(10.0000)	UG/L
				Di-n-butyl phthalate	ND	(10.0000)	UG/L
				Di-n-octyl phthalate	ND	(10.0000)	UG/L
				Dibenz[a,h]anthracene	ND	(10.0000)	UG/L
				Dibenzofuran	ND	(10.0000)	UG/L
				Diethyl phthalate	ND	(10.0000)	UG/L
				Dimethyl phthalate	ND	(10.0000)	UG/L
				Fluoranthene	ND	(10.0000)	UG/L
				Fluorene	ND	(10.0000)	UG/L
				Hexachlorobenzene	ND	(10.0000)	UG/L
				Hexachlorobutadiene	ND	(10.0000)	UG/L
				Hexachlorocyclopentadiene	ND	(10.0000)	UG/L
				Hexachloroethane	ND	(10.0000)	UG/L
				Indeno[1,2,3-cd]pyrene	ND	(10.0000)	UG/L
				Isophorone	ND	(10.0000)	UG/L
				N-Nitrosodi-n-propylamine	ND	(10.0000)	UG/L
				N-Nitrosodiphenylamine	ND	(10.0000)	UG/L
				Naphthalene	ND	(10.0000)	UG/L
				Nitrobenzene	ND	(10.0000)	UG/L
				Pentachlorophenol	ND	(50.0000)	UG/L
				Phenanthrene	ND	(10.0000)	UG/L
				Phenol	ND	(10.0000)	UG/L
				Pyrene	ND	(10.0000)	UG/L
				bis(2-Chloroethoxy)methane	ND	(10.0000)	UG/L

BI = Datum associated with contaminated trip blank or laboratory method blank.
G = Result affected by non-target hydrocarbons (e.g., diesel influence in GRO analysis).
I = Chromatographic pattern associated with result is not recognized.
J = Estimated value; bias unknown.
M = Result influenced by matrix effects.
ND = Not detected.

TIN CITY LRRS
Analytical Results Summary
Dump #3 at beach with abandoned drums and machinery

IRP SITE: DP 011

IRP DESCRIPTION: Dump #3 at beach with abandoned drums and machinery

Location	Sample ID	Depth(ft)	Matrix	Analyte	Result	MRL	Units
SW/SD A1	95TCA001SW	N/A	Water	bis(2-Chloroethyl) ether	ND	(10.0000)	UG/L
SW/SD A2	95TCA002SD	0.0-0.5	Sediment	bis(2-Ethylhexyl) phthalate	ND	(10.0000)	UG/L
	95TCA002SD	0.0-0.5	Sediment	TPH, diesel-range	150.0000	(13.0000)	MG/KG (Dry Weight)
	95TCA002SW	N/A	Water	TPH, residual-range	2400.0000	(150.0000)	MG/KG (Dry Weight)
	95TCA002SD	0.0-0.5	Sediment	TPH, diesel-range	210.0000	(100.0000)	UG/L
	95TCA002SW	N/A	Water	TPH, gasoline-range	ND	(16.0000)	MG/KG (Dry Weight)
	95TCA002SD	0.0-0.5	Sediment	TPH, gasoline-range	ND	(100.0000)	UG/L
				Arsenic	7.5000	(0.3000)	MG/KG (Dry Weight)
				Barium	40.8000	(5.1000)	MG/KG (Dry Weight)
				Cadmium	1.8000	(0.3000)	MG/KG (Dry Weight)
				Chromium	27.4000	(0.6000)	MG/KG (Dry Weight)
				Lead	118.0000	(0.3000)	MG/KG (Dry Weight)
				Selenium	1.6000	(0.6000)	MG/KG (Dry Weight) M
				Silver	ND	(0.9100)	MG/KG (Dry Weight)
95TCA002SW		N/A	Water	Arsenic	ND	(1.0000)	UG/L
				Barium	ND	(17.0000)	UG/L
				Cadmium	ND	(1.0000)	UG/L
				Chromium	ND	(2.0000)	UG/L
				Lead	1.5000	(1.0000)	UG/L
				Selenium	ND	(2.0000)	UG/L
				Silver	ND	(3.0000)	UG/L
				Mercury	ND	(0.1000)	UG/L
95TCA002SD		0.0-0.5	Sediment	Mercury	ND	(0.1600)	MG/KG (Dry Weight)
				4,4'-DDD	ND	(11.0000)	UG/KG (Dry Weight) J
				4,4'-DDE	ND	(11.0000)	UG/KG (Dry Weight) M
				4,4'-DDT	ND	(11.0000)	UG/KG (Dry Weight) M
				Aldrin	ND	(5.5000)	UG/KG (Dry Weight) M
				Aroclor-1016	ND	(110.0000)	UG/KG (Dry Weight) M
				Aroclor-1221	ND	(220.0000)	UG/KG (Dry Weight) M

BI = Datum associated with contaminated trip blank or laboratory method blank.
G = Result affected by non-target hydrocarbons (e.g., diesel influence in GRO analysis).
I = Chromatographic pattern associated with result is not recognized.
J = Estimated value; bias unknown.
M = Result influenced by matrix effects.
ND = Not detected.

TIN CITY LRRS
Analytical Results Summary
Dump #3 at beach with abandoned drums and machinery

IRP SITE: DP 011

IRP DESCRIPTION: Dump #3 at beach with abandoned drums and machinery

Location	Sample ID	Depth(ft)	Matrix	Analyte	Result	MRL	Units
SW/SD A2	95TCA002SD	0.0-0.5	Sediment	Aroclor-1232	ND	(110.0000)	UG/KG (Dry Weight) M
				Aroclor-1242	ND	(110.0000)	UG/KG (Dry Weight) M
				Aroclor-1248	ND	(110.0000)	UG/KG (Dry Weight) M
				Aroclor-1254	ND	(110.0000)	UG/KG (Dry Weight) M
				Aroclor-1260	ND	(110.0000)	UG/KG (Dry Weight) M
				Chlordane, technical	ND	(110.0000)	UG/KG (Dry Weight) M
				Dieldrin	ND	(11.0000)	UG/KG (Dry Weight) M
				Endosulfan I	ND	(5.5000)	UG/KG (Dry Weight) M
				Endosulfan II	ND	(11.0000)	UG/KG (Dry Weight) M
				Endosulfan sulfate	ND	(11.0000)	UG/KG (Dry Weight) M
				Endrin	ND	(11.0000)	UG/KG (Dry Weight) M
				Endrin aldehyde	ND	(11.0000)	UG/KG (Dry Weight) M
				Heptachlor	ND	(5.5000)	UG/KG (Dry Weight) M
				Heptachlor epoxide	ND	(5.5000)	UG/KG (Dry Weight) M
				Methoxychlor	ND	(55.0000)	UG/KG (Dry Weight) M
				Toxaphene	ND	(550.0000)	UG/KG (Dry Weight) M
				alpha-BHC	ND	(5.5000)	UG/KG (Dry Weight) M
				beta-BHC	ND	(5.5000)	UG/KG (Dry Weight) M
				delta-BHC	ND	(5.5000)	UG/KG (Dry Weight) M
				gamma-BHC	ND	(5.5000)	UG/KG (Dry Weight) M
95TCA002SW		N/A	Water	4,4'-DDD	ND	(0.0500)	UG/L
				4,4'-DDE	ND	(0.0500)	UG/L
				4,4'-DDT	ND	(0.0500)	UG/L
				Aldrin	ND	(0.0250)	UG/L
				Aroclor-1016	ND	(0.5000)	UG/L
				Aroclor-1221	ND	(1.0000)	UG/L
				Aroclor-1232	ND	(0.5000)	UG/L
				Aroclor-1242	ND	(0.5000)	UG/L
				Aroclor-1248	ND	(0.5000)	UG/L

BI = Datum associated with contaminated trip blank or laboratory method blank.
 G = Result affected by non-target hydrocarbons (e.g., diesel influence in GRO analysis).
 I = Chromatographic pattern associated with result is not recognized.
 J = Estimated value; bias unknown.
 M = Result influenced by matrix effects.
 ND = Not detected.

TIN CITY LRRS
Analytical Results Summary
Dump #3 at beach with abandoned drums and machinery

IRP SITE: DP 011

IRP DESCRIPTION: Dump #3 at beach with abandoned drums and machinery

Location	Sample ID	Depth(ft)	Matrix	Analyte	Result	MRL	Units
SW/SD A2	95TCA002SW	N/A	Water	Aroclor-1254	ND	(0.5000)	UG/L
				Aroclor-1260	ND	(0.5000)	UG/L
				Chlordane, technical	ND	(0.5000)	UG/L
				Dieldrin	ND	(0.0500)	UG/L
				Endosulfan I	ND	(0.0250)	UG/L
				Endosulfan II	ND	(0.0500)	UG/L
				Endosulfan sulfate	ND	(0.0500)	UG/L
				Endrin	ND	(0.0500)	UG/L
				Endrin aldehyde	ND	(0.0500)	UG/L
				Heptachlor	ND	(0.0250)	UG/L
				Heptachlor epoxide	ND	(0.0250)	UG/L
				Methoxychlor	ND	(0.2500)	UG/L
				Toxaphene	ND	(2.5000)	UG/L
				alpha-BHC	ND	(0.0250)	UG/L
				beta-BHC	ND	(0.0250)	UG/L
				delta-BHC	ND	(0.0250)	UG/L
				gamma-BHC	ND	(0.0250)	UG/L
95TCA002SD		0.0-0.5	Sediment	1,1,1,2-Tetrachloroethane	ND	(16.0000)	UG/KG (Dry Weight)
				1,1,1-Trichloroethane	ND	(16.0000)	UG/KG (Dry Weight)
				1,1,2,2-Tetrachloroethane	ND	(16.0000)	UG/KG (Dry Weight)
				1,1,2-Trichloroethane	ND	(16.0000)	UG/KG (Dry Weight)
				1,1-Dichloroethane	ND	(16.0000)	UG/KG (Dry Weight)
				1,1-Dichloroethene	ND	(16.0000)	UG/KG (Dry Weight)
				1,1-Dichloropropene	ND	(16.0000)	UG/KG (Dry Weight)
				1,2,3-Trichlorobenzene	ND	(16.0000)	UG/KG (Dry Weight)
				1,2,3-Trichloropropane	ND	(16.0000)	UG/KG (Dry Weight)
				1,2,4-Trichlorobenzene	ND	(16.0000)	UG/KG (Dry Weight)
				1,2,4-Trimethylbenzene	ND	(16.0000)	UG/KG (Dry Weight)
				1,2-Dibromo-3-chloropropane	ND	(16.0000)	UG/KG (Dry Weight)

BI = Datum associated with contaminated trip blank or laboratory method blank.
G = Result affected by non-target hydrocarbons (e.g., diesel influence in GRO analysis).
I = Chromatographic pattern associated with result is not recognized.
J = Estimated value; bias unknown.
M = Result influenced by matrix effects.
ND = Not detected.

TIN CITY LRSS
Analytical Results Summary
Dump #3 at beach with abandoned drums and machinery

IRP SITE: DP 011

IRP DESCRIPTION: Dump #3 at beach with abandoned drums and machinery

Location	Sample ID	Depth(ft)	Matrix	Analyte	Result	MRL	Units
SW/SD A2	95TC-A002SD	0.0-0.5	Sediment	1,2-Dibromoethane	ND	(16.0000)	UG/KG (Dry Weight)
				1,2-Dichlorobenzene	ND	(16.0000)	UG/KG (Dry Weight)
				1,2-Dichloroethane	ND	(16.0000)	UG/KG (Dry Weight)
				1,2-Dichloropropane	ND	(16.0000)	UG/KG (Dry Weight)
				1,3,5-Trimethylbenzene	ND	(16.0000)	UG/KG (Dry Weight)
				1,3-Dichlorobenzene	ND	(16.0000)	UG/KG (Dry Weight)
				1,3-Dichloropropane	ND	(16.0000)	UG/KG (Dry Weight)
				1,4-Dichlorobenzene	ND	(16.0000)	UG/KG (Dry Weight)
				1-Chlorohexane	ND	(16.0000)	UG/KG (Dry Weight)
				2,2-Dichloropropane	ND	(16.0000)	UG/KG (Dry Weight)
				2-Chlorotoluene	ND	(16.0000)	UG/KG (Dry Weight)
				4-Chlorotoluene	ND	(16.0000)	UG/KG (Dry Weight)
				Benzene	ND	(16.0000)	UG/KG (Dry Weight)
				Bromobenzene	ND	(16.0000)	UG/KG (Dry Weight)
				Bromochloromethane	ND	(16.0000)	UG/KG (Dry Weight)
				Bromodichloromethane	ND	(16.0000)	UG/KG (Dry Weight)
				Bromoform	ND	(16.0000)	UG/KG (Dry Weight)
				Bromomethane	ND	(16.0000)	UG/KG (Dry Weight)
				Carbon tetrachloride	ND	(16.0000)	UG/KG (Dry Weight)
				Chlorobenzene	ND	(16.0000)	UG/KG (Dry Weight)
				Chloroethane	ND	(16.0000)	UG/KG (Dry Weight)
				Chloroform	ND	(16.0000)	UG/KG (Dry Weight)
				Chloromethane	ND	(16.0000)	UG/KG (Dry Weight)
				Dibromochloromethane	ND	(16.0000)	UG/KG (Dry Weight)
				Dibromomethane	ND	(16.0000)	UG/KG (Dry Weight)
				Dichlorodifluoromethane	ND	(16.0000)	UG/KG (Dry Weight)
				Ethylbenzene	ND	(16.0000)	UG/KG (Dry Weight)
				Hexachlorobutadiene	ND	(16.0000)	UG/KG (Dry Weight)
				Isopropylbenzene	ND	(16.0000)	UG/KG (Dry Weight)

BI = Datum associated with contaminated trip blank or laboratory method blank.

G = Result affected by non-target hydrocarbons (e.g., diesel influence in GRO analysis).

I = Chromatographic pattern associated with result is not recognized.

J = Estimated value; bias unknown.

M = Result influenced by matrix effects.

ND = Not detected.

TIN CITY LRRS
Analytical Results Summary
Dump #3 at beach with abandoned drums and machinery

IRP SITE: DP 011

IRP DESCRIPTION: Dump #3 at beach with abandoned drums and machinery

Location	Sample ID	Depth(ft)	Matrix	Analyte	Result	MRL	Units
SW/SD A2	95TCA002SD	0.0-0.5	Sediment	Methylene chloride	ND	(16.0000)	UG/KG (Dry Weight)
				Naphthalene	ND	(16.0000)	UG/KG (Dry Weight)
				Styrene	ND	(16.0000)	UG/KG (Dry Weight)
				Tetrachloroethene	ND	(16.0000)	UG/KG (Dry Weight)
				Toluene	ND	(16.0000)	UG/KG (Dry Weight)
				Trichloroethene	ND	(16.0000)	UG/KG (Dry Weight)
				Trichlorofluoromethane	ND	(16.0000)	UG/KG (Dry Weight)
				Vinyl chloride	ND	(16.0000)	UG/KG (Dry Weight)
				Xylenes, total	ND	(16.0000)	UG/KG (Dry Weight)
				cis-1,2-Dichloroethene	ND	(16.0000)	UG/KG (Dry Weight)
				cis-1,3-Dichloropropene	ND	(16.0000)	UG/KG (Dry Weight)
				n-Butylbenzene	ND	(16.0000)	UG/KG (Dry Weight)
				n-Propylbenzene	ND	(16.0000)	UG/KG (Dry Weight)
				p-Isopropyltoluene	ND	(16.0000)	UG/KG (Dry Weight)
				sec-Butylbenzene	ND	(16.0000)	UG/KG (Dry Weight)
				tert-Butylbenzene	ND	(16.0000)	UG/KG (Dry Weight)
				trans-1,2-Dichloroethene	ND	(16.0000)	UG/KG (Dry Weight)
				trans-1,3-Dichloropropene	ND	(16.0000)	UG/KG (Dry Weight)
				1,1,1,2-Tetrachloroethane	ND	(1.0000)	UG/L
	95TCA002SW	N/A	Water	1,1,1-Trichloroethane	ND	(1.0000)	UG/L
				1,1,2,2-Tetrachloroethane	ND	(1.0000)	UG/L
				1,1,2-Trichloroethane	ND	(1.0000)	UG/L
				1,1-Dichloroethane	ND	(1.0000)	UG/L
				1,1-Dichloroethene	ND	(1.0000)	UG/L
				1,1-Dichloropropene	ND	(1.0000)	UG/L
				1,2,3-Trichlorobenzene	ND	(1.0000)	UG/L
				1,2,3-Trichloropropane	ND	(1.0000)	UG/L
				1,2,4-Trichlorobenzene	ND	(1.0000)	UG/L
				1,2,4-Trimethylbenzene	ND	(1.0000)	UG/L

BI = Datum associated with contaminated trip blank or laboratory method blank.
G = Result affected by non-target hydrocarbons (e.g., diesel influence in GRO analysis).
I = Chromatographic pattern associated with result is not recognized.
J = Estimated value; bias unknown.
M = Result influenced by matrix effects.
ND = Not detected.

TIN CITY LRRS
Analytical Results Summary
Dump #3 at beach with abandoned drums and machinery

IRP SITE: DP 011

IRP DESCRIPTION: Dump #3 at beach with abandoned drums and machinery

Location	Sample ID	Depth(ft)	Matrix	Analyte	Result	MRL	Units
SW/SD A2	95TCA002SW	N/A	Water	1,2-Dibromo-3-chloropropane	ND	(1.0000)	UG/L
				1,2-Dibromoethane	ND	(1.0000)	UG/L
				1,2-Dichlorobenzene	ND	(1.0000)	UG/L
				1,2-Dichloroethane	ND	(1.0000)	UG/L
				1,2-Dichloropropane	ND	(1.0000)	UG/L
				1,3,5-Trimethylbenzene	ND	(1.0000)	UG/L
				1,3-Dichlorobenzene	ND	(1.0000)	UG/L
				1,3-Dichloropropane	ND	(1.0000)	UG/L
				1,4-Dichlorobenzene	ND	(1.0000)	UG/L
				1-Chlorohexane	ND	(1.0000)	UG/L
				2,2-Dichloropropane	ND	(1.0000)	UG/L
				2-Chlorotoluene	ND	(1.0000)	UG/L
				4-Chlorotoluene	ND	(1.0000)	UG/L
				Benzene	ND	(1.0000)	UG/L
				Bromobenzene	ND	(1.0000)	UG/L
				Bromochloromethane	ND	(1.0000)	UG/L
				Bromodichloromethane	ND	(1.0000)	UG/L
				Bromoform	ND	(1.0000)	UG/L
				Bromomethane	ND	(1.0000)	UG/L
				Carbon tetrachloride	ND	(1.0000)	UG/L
				Chlorobenzene	ND	(1.0000)	UG/L
				Chloroethane	ND	(1.0000)	UG/L
				Chloroform	ND	(1.0000)	UG/L
				Chloromethane	ND	(1.0000)	UG/L
				Dibromochloromethane	ND	(1.0000)	UG/L
				Dibromomethane	ND	(1.0000)	UG/L
				Dichlorodifluoromethane	ND	(1.0000)	UG/L
				Ethylbenzene	ND	(1.0000)	UG/L
				Hexachlorobutadiene	ND	(1.0000)	UG/L

BI = Datum associated with contaminated trip blank or laboratory method blank.
 G = Result affected by non-target hydrocarbons (e.g., diesel influence in GRO analysis).
 I = Chromatographic pattern associated with result is not recognized.
 J = Estimated value; bias unknown.
 M = Result influenced by matrix effects.
 ND = Not detected.

TIN CITY LRRS
Analytical Results Summary
Dump #3 at beach with abandoned drums and machinery

IRP SITE: DP 011

IRP DESCRIPTION: Dump #3 at beach with abandoned drums and machinery

Location	Sample ID	Depth(ft)	Matrix	Analyte	Result	MRL	Units
SW/SD A2	95TCA002SW	N/A	Water	Isopropylbenzene	ND	(1.0000)	UG/L
				Methylene chloride	ND	(1.0000)	UG/L
				Naphthalene	ND	(1.0000)	UG/L
				Styrene	ND	(1.0000)	UG/L
				Tetrachloroethene	ND	(1.0000)	UG/L
				Toluene	ND	(1.0000)	UG/L
				Trichloroethene	ND	(1.0000)	UG/L
				Trichlorofluoromethane	ND	(1.0000)	UG/L
				Vinyl chloride	ND	(1.0000)	UG/L
				Xylenes, total	ND	(1.0000)	UG/L
				cis-1,2-Dichloroethene	ND	(1.0000)	UG/L
				cis-1,3-Dichloropropene	ND	(1.0000)	UG/L
				n-Butylbenzene	ND	(1.0000)	UG/L
				n-Propylbenzene	ND	(1.0000)	UG/L
				p-Isopropyltoluene	ND	(1.0000)	UG/L
				sec-Butylbenzene	ND	(1.0000)	UG/L
				tert-Butylbenzene	ND	(1.0000)	UG/L
				trans-1,2-Dichloroethene	ND	(1.0000)	UG/L
				trans-1,3-Dichloropropene	ND	(1.0000)	UG/L
				1,2,4-Trichlorobenzene	ND	(1100.0000)	UG/KG (Dry Weight)
				1,2-Dichlorobenzene	ND	(1100.0000)	UG/KG (Dry Weight)
				1,3-Dichlorobenzene	ND	(1100.0000)	UG/KG (Dry Weight)
				1,4-Dichlorobenzene	ND	(1100.0000)	UG/KG (Dry Weight)
				2,2'-oxybis(1-Chloropropane)	ND	(1100.0000)	UG/KG (Dry Weight)
				2,4,5-Trichlorophenol	ND	(1100.0000)	UG/KG (Dry Weight)
				2,4,6-Trichlorophenol	ND	(1100.0000)	UG/KG (Dry Weight)
				2,4-Dichlorophenol	ND	(1100.0000)	UG/KG (Dry Weight)
				2,4-Dimethylphenol	ND	(1100.0000)	UG/KG (Dry Weight)
				2,4-Dinitrophenol	ND	(5200.0000)	UG/KG (Dry Weight)

BI = Datum associated with contaminated trip blank or laboratory method blank.

G = Result affected by non-target hydrocarbons (e.g., diesel influence in GRO analysis).

I = Chromatographic pattern associated with result is not recognized.

J = Estimated value; bias unknown.

M = Result influenced by matrix effects.

ND = Not detected.

TIN CITY LRRS
Analytical Results Summary
Dump #3 at beach with abandoned drums and machinery

IRP SITE: DP 011

IRP DESCRIPTION: Dump #3 at beach with abandoned drums and machinery

Location	Sample ID	Depth(ft)	Matrix	Analyte	Result	MRL	Units
SW/SD A2	95TCA002SD	0.0-0.5	Sediment	2,4-Dinitrotoluene	ND	(1100.0000)	UG/KG (Dry Weight)
				2,6-Dinitrotoluene	ND	(1100.0000)	UG/KG (Dry Weight)
				2-Chloronaphthalene	ND	(1100.0000)	UG/KG (Dry Weight)
				2-Chlorophenol	ND	(1100.0000)	UG/KG (Dry Weight)
				2-Methyl-4,6-dinitrophenol	ND	(5200.0000)	UG/KG (Dry Weight)
				2-Methylnaphthalene	ND	(1100.0000)	UG/KG (Dry Weight)
				2-Methylphenol	ND	(1100.0000)	UG/KG (Dry Weight)
				2-Nitroaniline	ND	(5200.0000)	UG/KG (Dry Weight)
				2-Nitrophenol	ND	(1100.0000)	UG/KG (Dry Weight)
				3,3'-Dichlorobenzidine	ND	(2100.0000)	UG/KG (Dry Weight)
				3-Nitroaniline	ND	(5200.0000)	UG/KG (Dry Weight)
				4-Bromophenyl phenyl ether	ND	(1100.0000)	UG/KG (Dry Weight)
				4-Chloro-3-methylphenol	ND	(2100.0000)	UG/KG (Dry Weight)
				4-Chloroaniline	ND	(2100.0000)	UG/KG (Dry Weight)
				4-Chlorophenyl phenyl ether	ND	(1100.0000)	UG/KG (Dry Weight)
				4-Methylphenol	ND	(1100.0000)	UG/KG (Dry Weight)
				4-Nitroaniline	ND	(5200.0000)	UG/KG (Dry Weight)
				4-Nitrophenol	ND	(5200.0000)	UG/KG (Dry Weight)
				Acenaphthene	ND	(1100.0000)	UG/KG (Dry Weight)
				Acenaphthylene	ND	(1100.0000)	UG/KG (Dry Weight)
				Anthracene	ND	(1100.0000)	UG/KG (Dry Weight)
				Benz[a]anthracene	ND	(1100.0000)	UG/KG (Dry Weight)
				Benzo[a]pyrene	ND	(1100.0000)	UG/KG (Dry Weight)
				Benzo[b]fluoranthene	ND	(1100.0000)	UG/KG (Dry Weight)
				Benzo[g,h,i]perylene	ND	(1100.0000)	UG/KG (Dry Weight)
				Benzo[k]fluoranthene	ND	(1100.0000)	UG/KG (Dry Weight)
				Benzoic acid	ND	(5200.0000)	UG/KG (Dry Weight)
				Benzyl alcohol	ND	(2100.0000)	UG/KG (Dry Weight)
				Benzyl butyl phthalate	ND	(1100.0000)	UG/KG (Dry Weight)

BI = Datum associated with contaminated trip blank or laboratory method blank.
G = Result affected by non-target hydrocarbons (e.g., diesel influence in GRO analysis).
I = Chromatographic pattern associated with result is not recognized.
J = Estimated value; bias unknown.
M = Result influenced by matrix effects.
ND = Not detected.

TIN CITY LRRS
Analytical Results Summary
Dump #3 at beach with abandoned drums and machinery

IRP SITE: DP 011

IRP DESCRIPTION: Dump #3 at beach with abandoned drums and machinery

Location	Sample ID	Depth(ft)	Matrix	Analyte	Result	MRL	Units
SW/SD A2	95TCA002SD	0.0-0.5	Sediment	Chrysene	ND	(1100.0000)	UG/KG (Dry Weight)
				Di-n-butyl phthalate	ND	(1100.0000)	UG/KG (Dry Weight)
				Di-n-octyl phthalate	ND	(1100.0000)	UG/KG (Dry Weight)
				Dibenz[a,h]anthracene	ND	(1100.0000)	UG/KG (Dry Weight)
				Dibenzofuran	ND	(1100.0000)	UG/KG (Dry Weight)
				Diethyl phthalate	ND	(1100.0000)	UG/KG (Dry Weight)
				Dimethyl phthalate	ND	(1100.0000)	UG/KG (Dry Weight)
				Fluoranthene	ND	(1100.0000)	UG/KG (Dry Weight)
				Fluorene	ND	(1100.0000)	UG/KG (Dry Weight)
				Hexachlorobenzene	ND	(1100.0000)	UG/KG (Dry Weight)
				Hexachlorobutadiene	ND	(1100.0000)	UG/KG (Dry Weight)
				Hexachlorocyclopentadiene	ND	(1100.0000)	UG/KG (Dry Weight)
				Hexachloroethane	ND	(1100.0000)	UG/KG (Dry Weight)
				Indeno[1,2,3-cd]pyrene	ND	(1100.0000)	UG/KG (Dry Weight)
				Isophorone	ND	(1100.0000)	UG/KG (Dry Weight)
				N-Nitrosodi-n-propylamine	ND	(1100.0000)	UG/KG (Dry Weight)
				N-Nitrosodiphenylamine	ND	(1100.0000)	UG/KG (Dry Weight)
				Naphthalene	ND	(1100.0000)	UG/KG (Dry Weight)
				Nitrobenzene	ND	(1100.0000)	UG/KG (Dry Weight)
				Pentachlorophenol	ND	(5200.0000)	UG/KG (Dry Weight)
				Phenanthrene	ND	(1100.0000)	UG/KG (Dry Weight)
				Phenol	ND	(1100.0000)	UG/KG (Dry Weight)
				Pyrene	ND	(1100.0000)	UG/KG (Dry Weight)
				bis(2-Chloroethoxy)methane	ND	(1100.0000)	UG/KG (Dry Weight)
				bis(2-Chloroethyl) ether	ND	(1100.0000)	UG/KG (Dry Weight)
				bis(2-Ethylhexyl) phthalate	ND	(1100.0000)	UG/KG (Dry Weight)
				1,2,4-Trichlorobenzene	ND	(10.0000)	UG/L
	95TCA002SW	N/A	Water	1,2-Dichlorobenzene	ND	(10.0000)	UG/L
				1,3-Dichlorobenzene	ND	(10.0000)	UG/L

BI = Datum associated with contaminated trip blank or laboratory method blank.
G = Result affected by non-target hydrocarbons (e.g., diesel influence in GRO analysis).
I = Chromatographic pattern associated with result is not recognized.
J = Estimated value; bias unknown.
M = Result influenced by matrix effects.
ND = Not detected.

TIN CITY LRRS
Analytical Results Summary
Dump #3 at beach with abandoned drums and machinery

IRP SITE: DP 011

IRP DESCRIPTION: Dump #3 at beach with abandoned drums and machinery

Location	Sample ID	Depth(ft)	Matrix	Analyte	Result	MRL	Units
SW/SD A2	95TCA002SW	N/A	Water	1,4-Dichlorobenzene	ND	(10.0000)	UG/L
				2,2'-oxybis(1-Chloropropane)	ND	(10.0000)	UG/L
				2,4,5-Trichlorophenol	ND	(10.0000)	UG/L
				2,4,6-Trichlorophenol	ND	(10.0000)	UG/L
				2,4-Dichlorophenol	ND	(10.0000)	UG/L
				2,4-Dimethylphenol	ND	(10.0000)	UG/L
				2,4-Dinitrophenol	ND	(50.0000)	UG/L
				2,4-Dinitrotoluene	ND	(10.0000)	UG/L
				2,6-Dinitrotoluene	ND	(10.0000)	UG/L
				2-Chloronaphthalene	ND	(10.0000)	UG/L
				2-Chlorophenol	ND	(10.0000)	UG/L
				2-Methyl-4,6-dinitrophenol	ND	(50.0000)	UG/L
				2-Methylnaphthalene	ND	(10.0000)	UG/L
				2-Methylphenol	ND	(10.0000)	UG/L
				2-Nitroaniline	ND	(50.0000)	UG/L
				2-Nitrophenol	ND	(10.0000)	UG/L
				3,3'-Dichlorobenzidine	ND	(20.0000)	UG/L
				3-Nitroaniline	ND	(50.0000)	UG/L
				4-Bromophenyl phenyl ether	ND	(10.0000)	UG/L
				4-Chloro-3-methylphenol	ND	(20.0000)	UG/L
				4-Chloroaniline	ND	(20.0000)	UG/L
				4-Chlorophenyl phenyl ether	ND	(10.0000)	UG/L
				4-Methylphenol	ND	(10.0000)	UG/L
				4-Nitroaniline	ND	(50.0000)	UG/L
				4-Nitrophenol	ND	(50.0000)	UG/L
				Acenaphthene	ND	(10.0000)	UG/L
				Acenaphthylene	ND	(10.0000)	UG/L
				Anthracene	ND	(10.0000)	UG/L
				Benz[a]anthracene	ND	(10.0000)	UG/L

BI = Datum associated with contaminated trip blank or laboratory method blank.
 G = Result affected by non-target hydrocarbons (e.g., diesel influence in GRO analysis).
 I = Chromatographic pattern associated with result is not recognized.
 J = Estimated value; bias unknown.
 M = Result influenced by matrix effects.
 ND = Not detected.

TIN CITY LRRS
Analytical Results Summary
Dump #3 at beach with abandoned drums and machinery

IRP SITE: DP 011

IRP DESCRIPTION: Dump #3 at beach with abandoned drums and machinery

Location	Sample ID	Depth(ft)	Matrix	Analyte	Result	MRL	Units
SW/SD A2	95TCA002SW	N/A	Water	Benzo[a]pyrene	ND	(10.0000)	UG/L
				Benzo[b]fluoranthene	ND	(10.0000)	UG/L
				Benzo[g,h,i]perylene	ND	(10.0000)	UG/L
				Benzo[k]fluoranthene	ND	(10.0000)	UG/L
				Benzoic acid	ND	(50.0000)	UG/L
				Benzyl alcohol	ND	(20.0000)	UG/L
				Benzyl butyl phthalate	ND	(10.0000)	UG/L
				Chrysene	ND	(10.0000)	UG/L
				Di-n-butyl phthalate	ND	(10.0000)	UG/L
				Di-n-octyl phthalate	ND	(10.0000)	UG/L
				Dibenz[a,h]anthracene	ND	(10.0000)	UG/L
				Dibenzofuran	ND	(10.0000)	UG/L
				Diethyl phthalate	ND	(10.0000)	UG/L
				Dimethyl phthalate	ND	(10.0000)	UG/L
				Fluoranthene	ND	(10.0000)	UG/L
				Fluorene	ND	(10.0000)	UG/L
				Hexachlorobenzene	ND	(10.0000)	UG/L
				Hexachlorobutadiene	ND	(10.0000)	UG/L
				Hexachlorocyclopentadiene	ND	(10.0000)	UG/L
				Hexachloroethane	ND	(10.0000)	UG/L
				Indeno[1,2,3-cd]pyrene	ND	(10.0000)	UG/L
				Isophorone	ND	(10.0000)	UG/L
				N-Nitrosodi-n-propylamine	ND	(10.0000)	UG/L
				N-Nitrosodiphenylamine	ND	(10.0000)	UG/L
				Naphthalene	ND	(10.0000)	UG/L
				Nitrobenzene	ND	(10.0000)	UG/L
				Pentachlorophenol	ND	(50.0000)	UG/L
				Phenanthrene	ND	(10.0000)	UG/L
				Phenol	ND	(10.0000)	UG/L

BI = Datum associated with contaminated trip blank or laboratory method blank.
 G = Result affected by non-target hydrocarbons (e.g., diesel influence in GRO analysis).
 I = Chromatographic pattern associated with result is not recognized.
 J = Estimated value; bias unknown.
 M = Result influenced by matrix effects.
 ND = Not detected.

TIN CITY LRRS
Analytical Results Summary
Dump #3 at beach with abandoned drums and machinery

IRP SITE: DP 011

IRP DESCRIPTION: Dump #3 at beach with abandoned drums and machinery

Location	Sample ID	Depth(ft)	Matrix	Analyte	Result	MRL	Units
SW/SD A2	95TCA002SW	N/A	Water	Pyrene	ND	(10.0000)	UG/L
				bis(2-Chloroethoxy)methane	ND	(10.0000)	UG/L
				bis(2-Chloroethyl) ether	ND	(10.0000)	UG/L
				bis(2-Ethylhexyl) phthalate	ND	(10.0000)	UG/L
SW/SD A3	95TCA003SD	0.0-0.5	Sediment	TPH, diesel-range	60.0000	(5.6000)	MG/KG (Dry Weight)
				TPH, residual-range	16000.0000	(3500.0000)	MG/KG (Dry Weight)
	95TCA003SW	N/A	Water	TPH, diesel-range	ND	(100.0000)	UG/L
	95TCA603SW		Water/Duplicate	TPH, diesel-range	ND	(100.0000)	UG/L
	95TCA003SD	0.0-0.5	Sediment	TPH, gasoline-range	ND	(6900.0000)	UG/KG (Dry Weight)
	95TCA003SW	N/A	Water	TPH, gasoline-range	ND	(100.0000)	UG/L
	95TCA603SW		Water/Duplicate	TPH, gasoline-range	ND	(100.0000)	UG/L
	95TCA003SD	0.0-0.5	Sediment	Arsenic	3.9000	(0.1400)	MG/KG (Dry Weight)
				Barium	13.2000	(2.3000)	MG/KG (Dry Weight)
				Cadmium	1.7000	(0.1400)	MG/KG (Dry Weight)
				Chromium	5.1000	(0.2700)	MG/KG (Dry Weight)
				Lead	28.0000	(0.1400)	MG/KG (Dry Weight)
				Selenium	ND	(0.2700)	MG/KG (Dry Weight) M
				Silver	ND	(0.4100)	MG/KG (Dry Weight)
	95TCA003SW	N/A	Water	Arsenic	1.4000	(1.0000)	UG/L
	95TCA603SW		Water/Duplicate	Arsenic	ND	(1.0000)	UG/L
	95TCA003SW		Water	Barium	ND	(17.0000)	UG/L
	95TCA603SW		Water/Duplicate	Barium	ND	(17.0000)	UG/L
	95TCA003SW		Water	Cadmium	ND	(1.0000)	UG/L
	95TCA603SW		Water/Duplicate	Cadmium	ND	(1.0000)	UG/L
	95TCA003SW		Water	Chromium	ND	(2.0000)	UG/L
	95TCA603SW		Water/Duplicate	Chromium	6.0000	(2.0000)	UG/L
	95TCA003SW		Water	Lead	1.7000	(1.0000)	UG/L
	95TCA603SW		Water/Duplicate	Lead	ND	(1.0000)	UG/L

BI = Datum associated with contaminated trip blank or laboratory method blank.
 J = Estimated value; bias unknown.
 G = Result affected by non-target hydrocarbons (e.g., diesel influence in GRO analysis).
 M = Result influenced by matrix effects.
 I = Chromatographic pattern associated with result is not recognized.
 ND = Not detected.

TIN CITY LRRS
Analytical Results Summary
Dump #3 at beach with abandoned drums and machinery

IRP SITE: DP 011

IRP DESCRIPTION: Dump #3 at beach with abandoned drums and machinery

Location	Sample ID	Depth(ft)	Matrix	Analyte	Result	MRL	Units
SW/SD A3	95TCA003SW	N/A	Water	Selenium	4.6000	(2.0000)	UG/L
	95TCA603SW		Water/Duplicate	Selenium	ND	(2.0000)	UG/L
	95TCA003SW		Water	Silver	ND	(3.0000)	UG/L
	95TCA603SW		Water/Duplicate	Silver	ND	(3.0000)	UG/L
	95TCA003SW		Water	Mercury	ND	(0.1000)	UG/L
	95TCA603SW		Water/Duplicate	Mercury	ND	(0.1000)	UG/L
	95TCA003SD	0.0-0.5	Sediment	Mercury	ND	(0.0600)	MG/KG (Dry Weight)
				4,4'-DDD	ND	(23.0000)	UG/KG (Dry Weight) M
				4,4'-DDE	ND	(23.0000)	UG/KG (Dry Weight) M
				4,4'-DDT	ND	(23.0000)	UG/KG (Dry Weight) M
				Aldrin	ND	(12.0000)	UG/KG (Dry Weight) M
				Aroclor-1016	ND	(230.0000)	UG/KG (Dry Weight) M
				Aroclor-1221	ND	(460.0000)	UG/KG (Dry Weight) M
				Aroclor-1232	ND	(230.0000)	UG/KG (Dry Weight) M
				Aroclor-1242	ND	(230.0000)	UG/KG (Dry Weight) M
				Aroclor-1248	ND	(230.0000)	UG/KG (Dry Weight) M
				Aroclor-1254	ND	(230.0000)	UG/KG (Dry Weight) M
				Aroclor-1260	ND	(230.0000)	UG/KG (Dry Weight) M
				Chlordane, technical	ND	(230.0000)	UG/KG (Dry Weight) M
				Dieldrin	ND	(23.0000)	UG/KG (Dry Weight) M
				Endosulfan I	ND	(12.0000)	UG/KG (Dry Weight) M
				Endosulfan II	ND	(23.0000)	UG/KG (Dry Weight) M
				Endosulfan sulfate	ND	(23.0000)	UG/KG (Dry Weight) M
				Endrin	ND	(23.0000)	UG/KG (Dry Weight) M
				Endrin aldehyde	ND	(23.0000)	UG/KG (Dry Weight) M
				Heptachlor	ND	(12.0000)	UG/KG (Dry Weight) M
				Heptachlor epoxide	ND	(12.0000)	UG/KG (Dry Weight) M
				Methoxychlor	ND	(120.0000)	UG/KG (Dry Weight) J
				Toxaphene	ND	(1200.0000)	UG/KG (Dry Weight) M

BI = Datum associated with contaminated trip blank or laboratory method blank.
G = Result affected by non-target hydrocarbons (e.g., diesel influence in GRO analysis).
I = Chromatographic pattern associated with result is not recognized.
J = Estimated value; bias unknown.
M = Result influenced by matrix effects.
ND = Not detected.

TIN CITY LRRS
Analytical Results Summary
Dump #3 at beach with abandoned drums and machinery

IRP SITE: DP 011

IRP DESCRIPTION: Dump #3 at beach with abandoned drums and machinery

Location	Sample ID	Depth(ft)	Matrix	Analyte	Result	MRL	Units
SW/SD A3	95TCA003SD	0.0-0.5	Sediment	alpha-BHC	ND	(12.0000)	UG/KG (Dry Weight) M
				beta-BHC	ND	(12.0000)	UG/KG (Dry Weight) M
				delta-BHC	ND	(12.0000)	UG/KG (Dry Weight) M
				gamma-BHC	ND	(12.0000)	UG/KG (Dry Weight) M
	95TCA003SW	N/A	Water	4,4'-DDD	ND	(0.0500)	UG/L
	95TCA603SW		Water/Duplicate	4,4'-DDD	ND	(0.0500)	UG/L
	95TCA003SW		Water	4,4'-DDE	ND	(0.0500)	UG/L
	95TCA603SW		Water/Duplicate	4,4'-DDE	ND	(0.0500)	UG/L
	95TCA003SW		Water	4,4'-DDT	ND	(0.0500)	UG/L
	95TCA603SW		Water/Duplicate	4,4'-DDT	ND	(0.0500)	UG/L
	95TCA003SW		Water	Aldrin	ND	(0.0250)	UG/L
	95TCA603SW		Water/Duplicate	Aldrin	ND	(0.0250)	UG/L
	95TCA003SW		Water	Aroclor-1016	ND	(0.5000)	UG/L
	95TCA603SW		Water/Duplicate	Aroclor-1016	ND	(0.5000)	UG/L
	95TCA003SW		Water	Aroclor-1221	ND	(1.0000)	UG/L
	95TCA603SW		Water/Duplicate	Aroclor-1221	ND	(1.0000)	UG/L
	95TCA003SW		Water	Aroclor-1232	ND	(0.5000)	UG/L
	95TCA603SW		Water/Duplicate	Aroclor-1232	ND	(0.5000)	UG/L
	95TCA003SW		Water	Aroclor-1242	ND	(0.5000)	UG/L
	95TCA603SW		Water/Duplicate	Aroclor-1242	ND	(0.5000)	UG/L
	95TCA003SW		Water	Aroclor-1248	ND	(0.5000)	UG/L
	95TCA603SW		Water/Duplicate	Aroclor-1248	ND	(0.5000)	UG/L
	95TCA003SW		Water	Aroclor-1254	ND	(0.5000)	UG/L
	95TCA603SW		Water/Duplicate	Aroclor-1254	ND	(0.5000)	UG/L
	95TCA003SW		Water	Aroclor-1260	ND	(0.5000)	UG/L
	95TCA603SW		Water/Duplicate	Aroclor-1260	ND	(0.5000)	UG/L
	95TCA003SW		Water	Chlordane, technical	ND	(0.5000)	UG/L
	95TCA603SW		Water/Duplicate	Chlordane, technical	ND	(0.5000)	UG/L
	95TCA003SW		Water	Dieldrin	ND	(0.0500)	UG/L

B = Datum associated with contaminated trip blank or laboratory method blank.
G = Result affected by non-target hydrocarbons (e.g., diesel influence in GRO analysis).
I = Chromatographic pattern associated with result is not recognized.
J = Estimated value; bias unknown.
M = Result influenced by matrix effects.
ND = Not detected.

TIN CITY LRRS
Analytical Results Summary
Dump #3 at beach with abandoned drums and machinery

IRP SITE: DP 011

IRP DESCRIPTION: Dump #3 at beach with abandoned drums and machinery

Location	Sample ID	Depth(ft)	Matrix	Analyte	Result	MRL	Units
SW/SD A3	95TCA603SW	N/A	Water/Duplicate	Dieldrin	ND	(0.0500)	UG/L
	95TCA003SW		Water	Endosulfan I	ND	(0.0250)	UG/L
	95TCA603SW		Water/Duplicate	Endosulfan I	ND	(0.0250)	UG/L
	95TCA003SW		Water	Endosulfan II	ND	(0.0500)	UG/L
	95TCA603SW		Water/Duplicate	Endosulfan II	ND	(0.0500)	UG/L
	95TCA003SW		Water	Endosulfan sulfate	ND	(0.0500)	UG/L
	95TCA603SW		Water/Duplicate	Endosulfan sulfate	ND	(0.0500)	UG/L
	95TCA003SW		Water	Endrin	ND	(0.0500)	UG/L
	95TCA603SW		Water/Duplicate	Endrin	ND	(0.0500)	UG/L
	95TCA003SW		Water	Endrin aldehyde	ND	(0.0500)	UG/L
	95TCA603SW		Water/Duplicate	Endrin aldehyde	ND	(0.0500)	UG/L
	95TCA003SW		Water	Heptachlor	ND	(0.0250)	UG/L
	95TCA603SW		Water/Duplicate	Heptachlor	ND	(0.0250)	UG/L
	95TCA003SW		Water	Heptachlor epoxide	ND	(0.0250)	UG/L
	95TCA603SW		Water/Duplicate	Heptachlor epoxide	ND	(0.0250)	UG/L
	95TCA003SW		Water	Methoxychlor	ND	(0.2500)	UG/L
	95TCA603SW		Water/Duplicate	Methoxychlor	ND	(0.2500)	UG/L
	95TCA003SW		Water	Toxaphene	ND	(2.5000)	UG/L
	95TCA603SW		Water/Duplicate	Toxaphene	ND	(2.5000)	UG/L
	95TCA003SW		Water	alpha-BHC	0.0250	(0.0500)	UG/L
	95TCA603SW		Water/Duplicate	alpha-BHC	0.0250	(0.0500)	UG/L
	95TCA003SW		Water	beta-BHC	ND	(0.0250)	UG/L
	95TCA603SW		Water/Duplicate	beta-BHC	ND	(0.0250)	UG/L
	95TCA003SW		Water	delta-BHC	ND	(0.0250)	UG/L
	95TCA603SW		Water/Duplicate	delta-BHC	ND	(0.0250)	UG/L
	95TCA003SW		Water	gamma-BHC	ND	(0.0250)	UG/L
	95TCA603SW		Water/Duplicate	gamma-BHC	ND	(0.0250)	UG/L
	95TCA003SD	0.0-0.5	Sediment	1,1,1,2-Tetrachloroethane	ND	(7.0000)	UG/KG (Dry Weight)
				1,1,1-Trichloroethane	ND	(7.0000)	UG/KG (Dry Weight)

BI = Datum associated with contaminated trip blank or laboratory method blank.

G = Result affected by non-target hydrocarbons (e.g., diesel influence in GRO analysis).

I = Chromatographic pattern associated with result is not recognized.

J = Estimated value; bias unknown.

M = Result influenced by matrix effects.

ND = Not detected.

TIN CITY LRRS
Analytical Results Summary
Dump #3 at beach with abandoned drums and machinery

IRP SITE: DP 011

IRP DESCRIPTION: Dump #3 at beach with abandoned drums and machinery

Location	Sample ID	Depth(ft)	Matrix	Analyte	Result	MRL	Units
SW/SD A3	95TCA003SD	0.0-0.5	Sediment	1,1,2,2-Tetrachloroethane	ND	(7.0000)	UG/KG (Dry Weight)
				1,1,2-Trichloroethane	ND	(7.0000)	UG/KG (Dry Weight)
				1,1-Dichloroethane	ND	(7.0000)	UG/KG (Dry Weight)
				1,1-Dichloroethene	ND	(7.0000)	UG/KG (Dry Weight)
				1,1-Dichloropropene	ND	(7.0000)	UG/KG (Dry Weight)
				1,2,3-Trichlorobenzene	ND	(7.0000)	UG/KG (Dry Weight)
				1,2,3-Trichloropropane	ND	(7.0000)	UG/KG (Dry Weight)
				1,2,4-Trichlorobenzene	ND	(7.0000)	UG/KG (Dry Weight)
				1,2,4-Trimethylbenzene	ND	(7.0000)	UG/KG (Dry Weight)
				1,2-Dibromo-3-chloropropane	ND	(7.0000)	UG/KG (Dry Weight)
				1,2-Dibromoethane	ND	(7.0000)	UG/KG (Dry Weight)
				1,2-Dichlorobenzene	ND	(7.0000)	UG/KG (Dry Weight)
				1,2-Dichloroethane	ND	(7.0000)	UG/KG (Dry Weight)
				1,2-Dichloropropane	ND	(7.0000)	UG/KG (Dry Weight)
				1,3,5-Trimethylbenzene	ND	(7.0000)	UG/KG (Dry Weight)
				1,3-Dichlorobenzene	ND	(7.0000)	UG/KG (Dry Weight)
				1,3-Dichloropropane	ND	(7.0000)	UG/KG (Dry Weight)
				1,4-Dichlorobenzene	ND	(7.0000)	UG/KG (Dry Weight)
				1-Chlorohexane	ND	(7.0000)	UG/KG (Dry Weight)
				2,2-Dichloropropane	ND	(7.0000)	UG/KG (Dry Weight)
				2-Chlorotoluene	ND	(7.0000)	UG/KG (Dry Weight)
				4-Chlorotoluene	ND	(7.0000)	UG/KG (Dry Weight)
				Benzene	ND	(7.0000)	UG/KG (Dry Weight)
				Bromobenzene	ND	(7.0000)	UG/KG (Dry Weight)
				Bromochloromethane	ND	(7.0000)	UG/KG (Dry Weight)
				Bromodichloromethane	ND	(7.0000)	UG/KG (Dry Weight)
				Bromoform	ND	(7.0000)	UG/KG (Dry Weight)
				Bromomethane	ND	(7.0000)	UG/KG (Dry Weight)
				Carbon tetrachloride	ND	(7.0000)	UG/KG (Dry Weight)

BI = Datum associated with contaminated trip blank or laboratory method blank.
 G = Result affected by non-target hydrocarbons (e.g., diesel influence in GRO analysis).
 I = Chromatographic pattern associated with result is not recognized.
 J = Estimated value; bias unknown.
 M = Result influenced by matrix effects.
 ND = Not detected.

TIN CITY LRRS
Analytical Results Summary
Dump #3 at beach with abandoned drums and machinery

IRP SITE: DP 011

IRP DESCRIPTION: Dump #3 at beach with abandoned drums and machinery

Location	Sample ID	Depth(ft)	Matrix	Analyte	Result	MRL	Units
SW/SD A3	95TCA003SD	0.0-0.5	Sediment	Chlorobenzene	ND	(7.0000)	UG/KG (Dry Weight)
				Chloroethane	ND	(7.0000)	UG/KG (Dry Weight)
				Chloroform	ND	(7.0000)	UG/KG (Dry Weight)
				Chloromethane	ND	(7.0000)	UG/KG (Dry Weight)
				Dibromochloromethane	ND	(7.0000)	UG/KG (Dry Weight)
				Dibromomethane	ND	(7.0000)	UG/KG (Dry Weight)
				Dichlorodifluoromethane	ND	(7.0000)	UG/KG (Dry Weight)
				Ethylbenzene	ND	(7.0000)	UG/KG (Dry Weight)
				Hexachlorobutadiene	ND	(7.0000)	UG/KG (Dry Weight)
				Isopropylbenzene	ND	(7.0000)	UG/KG (Dry Weight)
				Methylene chloride	ND	(7.0000)	UG/KG (Dry Weight)
				Naphthalene	ND	(7.0000)	UG/KG (Dry Weight)
				Styrene	ND	(7.0000)	UG/KG (Dry Weight)
				Tetrachloroethene	ND	(7.0000)	UG/KG (Dry Weight)
				Toluene	ND	(7.0000)	UG/KG (Dry Weight)
				Trichloroethene	ND	(7.0000)	UG/KG (Dry Weight)
				Trichlorofluoromethane	ND	(7.0000)	UG/KG (Dry Weight)
				Vinyl chloride	ND	(7.0000)	UG/KG (Dry Weight)
				Xylenes, total	ND	(7.0000)	UG/KG (Dry Weight)
				cis-1,2-Dichloroethene	ND	(7.0000)	UG/KG (Dry Weight)
				cis-1,3-Dichloropropene	ND	(7.0000)	UG/KG (Dry Weight)
				n-Butylbenzene	ND	(7.0000)	UG/KG (Dry Weight)
				n-Propylbenzene	ND	(7.0000)	UG/KG (Dry Weight)
				p-Isopropyltoluene	ND	(7.0000)	UG/KG (Dry Weight)
				sec-Butylbenzene	ND	(7.0000)	UG/KG (Dry Weight)
				tert-Butylbenzene	ND	(7.0000)	UG/KG (Dry Weight)
				trans-1,2-Dichloroethene	ND	(7.0000)	UG/KG (Dry Weight)
				trans-1,3-Dichloropropene	ND	(7.0000)	UG/KG (Dry Weight)
				1,1,1,2-Tetrachloroethane	ND	(1.0000)	UG/L
	95TCA003SW	N/A	Water				

BI = Datum associated with contaminated trip blank or laboratory method blank.
G = Result affected by non-target hydrocarbons (e.g., diesel influence in GRO analysis).
I = Chromatographic pattern associated with result is not recognized.
J = Estimated value; bias unknown.
M = Result influenced by matrix effects.
ND = Not detected.

TIN CITY LRRS
Analytical Results Summary
Dump #3 at beach with abandoned drums and machinery

IRP SITE: DP 011

IRP DESCRIPTION: Dump #3 at beach with abandoned drums and machinery

Location	Sample ID	Depth(ft)	Matrix	Analyte	Result	MRL	Units
SW/SD A3	95TCA603SW	N/A	Water/Duplicate	1,1,1,2-Tetrachloroethane	ND	(1.0000)	UG/L
	95TCA003SW		Water	1,1,1-Trichloroethane	ND	(1.0000)	UG/L
	95TCA603SW		Water/Duplicate	1,1,1-Trichloroethane	ND	(1.0000)	UG/L
	95TCA003SW		Water	1,1,2,2-Tetrachloroethane	ND	(1.0000)	UG/L
	95TCA603SW		Water/Duplicate	1,1,2,2-Tetrachloroethane	ND	(1.0000)	UG/L
	95TCA003SW		Water	1,1,2-Trichloroethane	ND	(1.0000)	UG/L
	95TCA603SW		Water/Duplicate	1,1,2-Trichloroethane	ND	(1.0000)	UG/L
	95TCA003SW		Water	1,1-Dichloroethane	ND	(1.0000)	UG/L
	95TCA603SW		Water/Duplicate	1,1-Dichloroethane	ND	(1.0000)	UG/L
	95TCA003SW		Water	1,1-Dichloroethane	ND	(1.0000)	UG/L
	95TCA603SW		Water/Duplicate	1,1-Dichloroethane	ND	(1.0000)	UG/L
	95TCA003SW		Water	1,2,3-Trichlorobenzene	ND	(1.0000)	UG/L
	95TCA603SW		Water	1,2,3-Trichlorobenzene	ND	(1.0000)	UG/L
	95TCA003SW		Water/Duplicate	1,2,3-Trichloropropane	ND	(1.0000)	UG/L
	95TCA603SW		Water/Duplicate	1,2,3-Trichloropropane	ND	(1.0000)	UG/L
	95TCA003SW		Water	1,2,4-Trichlorobenzene	ND	(1.0000)	UG/L
	95TCA603SW		Water	1,2,4-Trichlorobenzene	ND	(1.0000)	UG/L
	95TCA003SW		Water/Duplicate	1,2,4-Trimethylbenzene	ND	(1.0000)	UG/L
	95TCA603SW		Water/Duplicate	1,2,4-Trimethylbenzene	ND	(1.0000)	UG/L
	95TCA003SW		Water	1,2-Dibromo-3-chloropropane	ND	(1.0000)	UG/L
	95TCA603SW		Water	1,2-Dibromo-3-chloropropane	ND	(1.0000)	UG/L
	95TCA003SW		Water/Duplicate	1,2-Dibromoethane	ND	(1.0000)	UG/L
	95TCA603SW		Water/Duplicate	1,2-Dibromoethane	ND	(1.0000)	UG/L
	95TCA003SW		Water	1,2-Dichlorobenzene	ND	(1.0000)	UG/L
	95TCA603SW		Water	1,2-Dichlorobenzene	ND	(1.0000)	UG/L
	95TCA003SW		Water/Duplicate	1,2-Dichloroethane	ND	(1.0000)	UG/L
	95TCA603SW		Water/Duplicate	1,2-Dichloroethane	ND	(1.0000)	UG/L

BI = Datum associated with contaminated trip blank or laboratory method blank.
G = Result affected by non-target hydrocarbons (e.g., diesel influence in GRO analysis).
I = Chromatographic pattern associated with result is not recognized.
J = Estimated value, bias unknown.
M = Result influenced by matrix effects.
ND = Not detected.

TIN CITY LRRS
Analytical Results Summary
Dump #3 at beach with abandoned drums and machinery

IRP SITE: DP 011

IRP DESCRIPTION: Dump #3 at beach with abandoned drums and machinery

Location	Sample ID	Depth(ft)	Matrix	Analyte	Result	MRL	Units
SW/SD A3	95TCA603SW	N/A	Water/Duplicate	1,2-Dichloropropane	ND	(1.0000)	UG/L
	95TCA003SW		Water	1,2-Dichloropropane	ND	(1.0000)	UG/L
	95TCA603SW		Water/Duplicate	1,3,5-Trimethylbenzene	ND	(1.0000)	UG/L
	95TCA003SW		Water	1,3,5-Trimethylbenzene	ND	(1.0000)	UG/L
	95TCA003SW		Water	1,3-Dichlorobenzene	ND	(1.0000)	UG/L
	95TCA003SW		Water	1,3-Dichlorobenzene	ND	(1.0000)	UG/L
	95TCA603SW		Water/Duplicate	1,3-Dichloropropane	ND	(1.0000)	UG/L
	95TCA003SW		Water	1,4-Dichlorobenzene	ND	(1.0000)	UG/L
	95TCA003SW		Water	1,4-Dichlorobenzene	ND	(1.0000)	UG/L
	95TCA603SW		Water/Duplicate	1-Chlorohexane	ND	(1.0000)	UG/L
	95TCA003SW		Water	1-Chlorohexane	ND	(1.0000)	UG/L
	95TCA003SW		Water	2,2-Dichloropropane	ND	(1.0000)	UG/L
	95TCA603SW		Water/Duplicate	2,2-Dichloropropane	ND	(1.0000)	UG/L
	95TCA003SW		Water	2-Chlorotoluene	ND	(1.0000)	UG/L
	95TCA003SW		Water	2-Chlorotoluene	ND	(1.0000)	UG/L
	95TCA603SW		Water/Duplicate	4-Chlorotoluene	ND	(1.0000)	UG/L
	95TCA003SW		Water	4-Chlorotoluene	ND	(1.0000)	UG/L
	95TCA603SW		Water/Duplicate	Benzene	ND	(1.0000)	UG/L
	95TCA003SW		Water	Benzene	ND	(1.0000)	UG/L
	95TCA003SW		Water	Bromobenzene	ND	(1.0000)	UG/L
	95TCA603SW		Water/Duplicate	Bromobenzene	ND	(1.0000)	UG/L
	95TCA003SW		Water	Bromochloromethane	ND	(1.0000)	UG/L
	95TCA003SW		Water	Bromochloromethane	ND	(1.0000)	UG/L
	95TCA603SW		Water/Duplicate	Bromodichloromethane	ND	(1.0000)	UG/L
	95TCA003SW		Water	Bromodichloromethane	ND	(1.0000)	UG/L
	95TCA603SW		Water/Duplicate	Bromoform	ND	(1.0000)	UG/L
	95TCA003SW		Water	Bromoform	ND	(1.0000)	UG/L
	95TCA603SW		Water/Duplicate	Bromomethane	ND	(1.0000)	UG/L

BI = Datum associated with contaminated trip blank or laboratory method blank.
G = Result affected by non-target hydrocarbons (e.g., diesel influence in GRO analysis).
I = Chromatographic pattern associated with result is not recognized.
J = Estimated value; bias unknown.
M = Result influenced by matrix effects.
ND = Not detected.

TIN CITY LRRS
Analytical Results Summary
Dump #3 at beach with abandoned drums and machinery

IRP SITE: DP 011

IRP DESCRIPTION: Dump #3 at beach with abandoned drums and machinery

Location	Sample ID	Depth(ft)	Matrix	Analyte	Result	MRL	Units
SW/SD A3	95TCA003SW	N/A	Water	Bromomethane	ND	(1.0000)	UG/L
	95TCA603SW		Water/Duplicate	Carbon tetrachloride	ND	(1.0000)	UG/L
	95TCA003SW		Water	Chlorobenzene	ND	(1.0000)	UG/L
	95TCA603SW		Water/Duplicate	Chloroethane	ND	(1.0000)	UG/L
	95TCA003SW		Water	Chloroform	ND	(1.0000)	UG/L
	95TCA603SW		Water/Duplicate	Chloromethane	ND	(1.0000)	UG/L
	95TCA003SW		Water	Dibromochloromethane	ND	(1.0000)	UG/L
	95TCA603SW		Water/Duplicate	Dibromomethane	ND	(1.0000)	UG/L
	95TCA003SW		Water	Dichlorodifluoromethane	ND	(1.0000)	UG/L
	95TCA603SW		Water/Duplicate	Ethylbenzene	ND	(1.0000)	UG/L
	95TCA003SW		Water	Hexachlorobutadiene	ND	(1.0000)	UG/L
	95TCA603SW		Water/Duplicate	Isopropylbenzene	ND	(1.0000)	UG/L
	95TCA003SW		Water	Methylene chloride	ND	(1.0000)	UG/L
	95TCA603SW		Water/Duplicate	Naphthalene	ND	(1.0000)	UG/L
	95TCA003SW		Water	Styrene	ND	(1.0000)	UG/L

BI = Datum associated with contaminated trip blank or laboratory method blank.
G = Result affected by non-target hydrocarbons (e.g., diesel influence in GRO analysis).
I = Chromatographic pattern associated with result is not recognized.
J = Estimated value; bias unknown.
M = Result influenced by matrix effects.
ND = Not detected.

TIN CITY LRRS

Analytical Results Summary

Dump #3 at beach with abandoned drums and machinery

IRP SITE: DP 011

IRP DESCRIPTION: Dump #3 at beach with abandoned drums and machinery

Location	Sample ID	Depth(ft)	Matrix	Analyte	Result	MRL	Units
SW/SD A3	95TCA003SW	N/A	Water	Tetrachloroethene	ND	(1.0000)	UG/L
	95TCA603SW		Water/Duplicate	Tetrachloroethene	ND	(1.0000)	UG/L
	95TCA003SW		Water	Toluene	ND	(1.0000)	UG/L
	95TCA603SW		Water	Toluene	ND	(1.0000)	UG/L
	95TCA003SW		Water/Duplicate	Trichloroethene	ND	(1.0000)	UG/L
	95TCA603SW		Water/Duplicate	Trichloroethene	ND	(1.0000)	UG/L
	95TCA003SW		Water	Trichlorofluoromethane	ND	(1.0000)	UG/L
	95TCA603SW		Water	Trichlorofluoromethane	ND	(1.0000)	UG/L
	95TCA003SW		Water/Duplicate	Vinyl chloride	ND	(1.0000)	UG/L
	95TCA603SW		Water/Duplicate	Vinyl chloride	ND	(1.0000)	UG/L
	95TCA003SW		Water	Xylenes, total	ND	(1.0000)	UG/L
	95TCA603SW		Water	Xylenes, total	ND	(1.0000)	UG/L
	95TCA003SW		Water/Duplicate	cis-1,2-Dichloroethene	ND	(1.0000)	UG/L
	95TCA603SW		Water/Duplicate	cis-1,2-Dichloroethene	ND	(1.0000)	UG/L
	95TCA003SW		Water	cis-1,3-Dichloropropene	ND	(1.0000)	UG/L
	95TCA603SW		Water	cis-1,3-Dichloropropene	ND	(1.0000)	UG/L
	95TCA003SW		Water/Duplicate	n-Butylbenzene	ND	(1.0000)	UG/L
	95TCA603SW		Water/Duplicate	n-Butylbenzene	ND	(1.0000)	UG/L
	95TCA003SW		Water	n-Propylbenzene	ND	(1.0000)	UG/L
	95TCA603SW		Water	n-Propylbenzene	ND	(1.0000)	UG/L
	95TCA003SW		Water/Duplicate	p-Isopropyltoluene	ND	(1.0000)	UG/L
	95TCA603SW		Water/Duplicate	p-Isopropyltoluene	ND	(1.0000)	UG/L
	95TCA003SW		Water	sec-Butylbenzene	ND	(1.0000)	UG/L
	95TCA603SW		Water	sec-Butylbenzene	ND	(1.0000)	UG/L
	95TCA003SW		Water/Duplicate	tert-Butylbenzene	ND	(1.0000)	UG/L
	95TCA603SW		Water/Duplicate	tert-Butylbenzene	ND	(1.0000)	UG/L
	95TCA003SW		Water	trans-1,2-Dichloroethene	ND	(1.0000)	UG/L
	95TCA603SW		Water	trans-1,2-Dichloroethene	ND	(1.0000)	UG/L
	95TCA003SW		Water	trans-1,3-Dichloropropene	ND	(1.0000)	UG/L

BI = Datum associated with contaminated trip blank or laboratory method blank.

G = Result affected by non-target hydrocarbons (e.g., diesel influence in GRO analysis).

I = Chromatographic pattern associated with result is not recognized.

J = Estimated value; bias unknown.

M = Result influenced by matrix effects.

ND = Not detected.

TIN CITY LRRS
Analytical Results Summary
Dump #3 at beach with abandoned drums and machinery

IRP SITE: DP 011

IRP DESCRIPTION: Dump #3 at beach with abandoned drums and machinery

Location	Sample ID	Depth(ft)	Matrix	Analyte	Result	MRL	Units
SW/SD A3	95TCA603SW	N/A	Water/Duplicate	trans-1,3-Dichloropropene	ND	(1.0000)	UG/L
	95TCA003SD	0.0-0.5	Sediment	1,2,4-Trichlorobenzene	ND	(460.0000)	UG/KG (Dry Weight)
				1,2-Dichlorobenzene	ND	(460.0000)	UG/KG (Dry Weight)
				1,3-Dichlorobenzene	ND	(460.0000)	UG/KG (Dry Weight)
				1,4-Dichlorobenzene	ND	(460.0000)	UG/KG (Dry Weight)
				2,2'-oxybis(1-Chloropropane)	ND	(460.0000)	UG/KG (Dry Weight)
				2,4,5-Trichlorophenol	ND	(460.0000)	UG/KG (Dry Weight)
				2,4,6-Trichlorophenol	ND	(460.0000)	UG/KG (Dry Weight)
				2,4-Dichlorophenol	ND	(460.0000)	UG/KG (Dry Weight)
				2,4-Dimethylphenol	ND	(460.0000)	UG/KG (Dry Weight)
				2,4-Dinitrophenol	ND	(2200.0000)	UG/KG (Dry Weight)
				2,4-Dinitrotoluene	ND	(460.0000)	UG/KG (Dry Weight)
				2,6-Dinitrotoluene	ND	(460.0000)	UG/KG (Dry Weight)
				2-Chloronaphthalene	ND	(460.0000)	UG/KG (Dry Weight)
				2-Chlorophenol	ND	(460.0000)	UG/KG (Dry Weight)
				2-Methyl-4,6-dinitrophenol	ND	(2200.0000)	UG/KG (Dry Weight)
				2-Methylnaphthalene	ND	(460.0000)	UG/KG (Dry Weight)
				2-Methylphenol	ND	(460.0000)	UG/KG (Dry Weight)
				2-Nitroaniline	ND	(2200.0000)	UG/KG (Dry Weight)
				2-Nitrophenol	ND	(460.0000)	UG/KG (Dry Weight)
				3,3'-Dichlorobenzidine	ND	(920.0000)	UG/KG (Dry Weight)
				3-Nitroaniline	ND	(2200.0000)	UG/KG (Dry Weight)
				4-Bromophenyl phenyl ether	ND	(460.0000)	UG/KG (Dry Weight)
				4-Chloro-3-methylphenol	ND	(920.0000)	UG/KG (Dry Weight)
				4-Chloroaniline	ND	(920.0000)	UG/KG (Dry Weight)
				4-Chlorophenyl phenyl ether	ND	(460.0000)	UG/KG (Dry Weight)
				4-Methylphenol	ND	(460.0000)	UG/KG (Dry Weight)
				4-Nitroaniline	ND	(2200.0000)	UG/KG (Dry Weight)
				4-Nitrophenol	ND	(2200.0000)	UG/KG (Dry Weight)

BI = Datum associated with contaminated trip blank or laboratory method blank.

G = Result affected by non-target hydrocarbons (e.g., diesel influence in GRO analysis).

I = Chromatographic pattern associated with result is not recognized.

J = Estimated value; bias unknown.

M = Result influenced by matrix effects.

ND = Not detected.

TIN CITY LRRS
Analytical Results Summary
Dump #3 at beach with abandoned drums and machinery

IRP SITE: DP 011

IRP DESCRIPTION: Dump #3 at beach with abandoned drums and machinery

Location	Sample ID	Depth(ft)	Matrix	Analyte	Result	MRL	Units
SW/SD A3	95TCA003SD	0.0-0.5	Sediment	Acenaphthene	ND	(460.0000)	UG/KG (Dry Weight)
				Acenaphthylene	ND	(460.0000)	UG/KG (Dry Weight)
				Anthracene	ND	(460.0000)	UG/KG (Dry Weight)
				Benzo[a]anthracene	ND	(460.0000)	UG/KG (Dry Weight)
				Benzo[a]pyrene	ND	(460.0000)	UG/KG (Dry Weight)
				Benzo[b]fluoranthene	ND	(460.0000)	UG/KG (Dry Weight)
				Benzo[g,h,i]perylene	ND	(460.0000)	UG/KG (Dry Weight)
				Benzo[k]fluoranthene	ND	(460.0000)	UG/KG (Dry Weight)
				Benzoic acid	ND	(2200.0000)	UG/KG (Dry Weight)
				Benzyl alcohol	ND	(920.0000)	UG/KG (Dry Weight)
				Benzyl butyl phthalate	ND	(460.0000)	UG/KG (Dry Weight)
				Chrysene	ND	(460.0000)	UG/KG (Dry Weight)
				Di-n-butyl phthalate	ND	(460.0000)	UG/KG (Dry Weight)
				Di-n-octyl phthalate	ND	(460.0000)	UG/KG (Dry Weight)
				Dibenz[a,h]anthracene	ND	(460.0000)	UG/KG (Dry Weight)
				Dibenzofuran	ND	(460.0000)	UG/KG (Dry Weight)
				Diethyl phthalate	ND	(460.0000)	UG/KG (Dry Weight)
				Dimethyl phthalate	ND	(460.0000)	UG/KG (Dry Weight)
				Fluoranthene	ND	(460.0000)	UG/KG (Dry Weight)
				Fluorene	ND	(460.0000)	UG/KG (Dry Weight)
				Hexachlorobenzene	ND	(460.0000)	UG/KG (Dry Weight)
				Hexachlorobutadiene	ND	(460.0000)	UG/KG (Dry Weight)
				Hexachlorocyclopentadiene	ND	(460.0000)	UG/KG (Dry Weight)
				Hexachloroethane	ND	(460.0000)	UG/KG (Dry Weight)
				Indeno[1,2,3-cd]pyrene	ND	(460.0000)	UG/KG (Dry Weight)
				Isophorone	ND	(460.0000)	UG/KG (Dry Weight)
				N-Nitrosodi-n-propylamine	ND	(460.0000)	UG/KG (Dry Weight)
				N-Nitrosodiphenylamine	ND	(460.0000)	UG/KG (Dry Weight)
				Naphthalene	ND	(460.0000)	UG/KG (Dry Weight)

BI = Datum associated with contaminated trip blank or laboratory method blank.
 G = Result affected by non-target hydrocarbons (e.g., diesel influence in GRO analysis).
 I = Chromatographic pattern associated with result is not recognized.
 J = Estimated value; bias unknown.
 M = Result influenced by matrix effects.
 ND = Not detected.

TIN CITY LRRS
Analytical Results Summary
Dump #3 at beach with abandoned drums and machinery

IRP SITE: DP 011

IRP DESCRIPTION: Dump #3 at beach with abandoned drums and machinery

Location	Sample ID	Depth(ft)	Matrix	Analyte	Result	MRL	Units
SW/SD A3	95TCA003SD	0.0-0.5	Sediment	Nitrobenzene	ND	(460.0000)	UG/KG (Dry Weight)
				Pentachlorophenol	ND	(2200.0000)	UG/KG (Dry Weight)
				Phenanthrene	ND	(460.0000)	UG/KG (Dry Weight)
				Phenol	ND	(460.0000)	UG/KG (Dry Weight)
				Pyrene	820.0000	(460.0000)	UG/KG (Dry Weight) J
				bis(2-Chloroethoxy)methane	ND	(460.0000)	UG/KG (Dry Weight)
				bis(2-Chloroethyl) ether	ND	(460.0000)	UG/KG (Dry Weight)
				bis(2-Ethylhexyl) phthalate	ND	(460.0000)	UG/KG (Dry Weight)
				1,2,4-Trichlorobenzene	ND	(10.0000)	UG/L
				1,2,4-Trichlorobenzene	ND	(10.0000)	UG/L
				1,2-Dichlorobenzene	ND	(10.0000)	UG/L
				1,2-Dichlorobenzene	ND	(10.0000)	UG/L
				1,3-Dichlorobenzene	ND	(10.0000)	UG/L
				1,3-Dichlorobenzene	ND	(10.0000)	UG/L
				1,4-Dichlorobenzene	ND	(10.0000)	UG/L
				1,4-Dichlorobenzene	ND	(10.0000)	UG/L
				2,2'-oxybis(1-Chloropropane)	ND	(10.0000)	UG/L
				2,2'-oxybis(1-Chloropropane)	ND	(10.0000)	UG/L
				2,4,5-Trichlorophenol	ND	(10.0000)	UG/L
				2,4,5-Trichlorophenol	ND	(10.0000)	UG/L
				2,4,6-Trichlorophenol	ND	(10.0000)	UG/L
				2,4,6-Trichlorophenol	ND	(10.0000)	UG/L
				2,4-Dichlorophenol	ND	(10.0000)	UG/L
				2,4-Dichlorophenol	ND	(10.0000)	UG/L
				2,4-Dimethylphenol	ND	(10.0000)	UG/L
				2,4-Dimethylphenol	ND	(10.0000)	UG/L
				2,4-Dinitrophenol	ND	(50.0000)	UG/L
				2,4-Dinitrophenol	ND	(50.0000)	UG/L
				2,4-Dinitrotoluene	ND	(10.0000)	UG/L

BI = Datum associated with contaminated trip blank or laboratory method blank.
 G = Result affected by non-target hydrocarbons (e.g., diesel influence in GRO analysis).
 I = Chromatographic pattern associated with result is not recognized.
 J = Estimated value; bias unknown.
 M = Result influenced by matrix effects.
 ND = Not detected.

TIN CITY LRRS
Analytical Results Summary
Dump #3 at beach with abandoned drums and machinery

IRP SITE: DP 011

IRP DESCRIPTION: Dump #3 at beach with abandoned drums and machinery

Location	Sample ID	Depth(ft)	Matrix	Analyte	Result	MRL	Units
SW/SD A3	95TCA603SW	N/A	Water/Duplicate	2,4-Dinitrotoluene	ND	(10.0000)	UG/L
	95TCA003SW		Water	2,6-Dinitrotoluene	ND	(10.0000)	UG/L
	95TCA603SW		Water/Duplicate	2,6-Dinitrotoluene	ND	(10.0000)	UG/L
	95TCA003SW		Water	2-Chloronaphthalene	ND	(10.0000)	UG/L
	95TCA603SW		Water/Duplicate	2-Chloronaphthalene	ND	(10.0000)	UG/L
	95TCA003SW		Water	2-Chlorophenol	ND	(10.0000)	UG/L
	95TCA603SW		Water/Duplicate	2-Chlorophenol	ND	(10.0000)	UG/L
	95TCA003SW		Water	2-Methyl-4,6-dinitrophenol	ND	(50.0000)	UG/L
	95TCA603SW		Water/Duplicate	2-Methyl-4,6-dinitrophenol	ND	(50.0000)	UG/L
	95TCA003SW		Water	2-Methylnaphthalene	ND	(10.0000)	UG/L
	95TCA603SW		Water	2-Methylnaphthalene	ND	(10.0000)	UG/L
	95TCA003SW		Water	2-Methylphenol	ND	(10.0000)	UG/L
	95TCA603SW		Water/Duplicate	2-Methylphenol	ND	(10.0000)	UG/L
	95TCA003SW		Water	2-Nitroaniline	ND	(50.0000)	UG/L
	95TCA603SW		Water	2-Nitroaniline	ND	(50.0000)	UG/L
	95TCA003SW		Water/Duplicate	2-Nitrophenol	ND	(10.0000)	UG/L
	95TCA603SW		Water/Duplicate	2-Nitrophenol	ND	(10.0000)	UG/L
	95TCA003SW		Water	3,3'-Dichlorobenzidine	ND	(20.0000)	UG/L
	95TCA603SW		Water	3,3'-Dichlorobenzidine	ND	(20.0000)	UG/L
	95TCA003SW		Water/Duplicate	3-Nitroaniline	ND	(50.0000)	UG/L
	95TCA603SW		Water/Duplicate	3-Nitroaniline	ND	(50.0000)	UG/L
	95TCA003SW		Water	4-Bromophenyl phenyl ether	ND	(10.0000)	UG/L
	95TCA603SW		Water	4-Bromophenyl phenyl ether	ND	(10.0000)	UG/L
	95TCA003SW		Water/Duplicate	4-Chloro-3-methylphenol	ND	(20.0000)	UG/L
	95TCA603SW		Water/Duplicate	4-Chloro-3-methylphenol	ND	(20.0000)	UG/L
	95TCA003SW		Water	4-Chloroaniline	ND	(20.0000)	UG/L
	95TCA603SW		Water	4-Chloroaniline	ND	(20.0000)	UG/L
	95TCA003SW		Water/Duplicate	4-Chlorophenyl phenyl ether	ND	(10.0000)	UG/L
	95TCA603SW		Water/Duplicate	4-Chlorophenyl phenyl ether	ND	(10.0000)	UG/L

BI = Datum associated with contaminated trip blank or laboratory method blank.
 G = Result affected by non-target hydrocarbons (e.g., diesel influence in GRO analysis).
 I = Chromatographic pattern associated with result is not recognized.
 J = Estimated value; bias unknown.
 M = Result influenced by matrix effects.
 ND = Not detected.

TIN CITY LRRS
Analytical Results Summary
Dump #3 at beach with abandoned drums and machinery

IRP SITE: DP 011

IRP DESCRIPTION: Dump #3 at beach with abandoned drums and machinery

Location	Sample ID	Depth(ft)	Matrix	Analyte	Result	MRL	Units
SW/SD A3	95TCA603SW	N/A	Water/Duplicate	4-Methylphenol	ND	(10.0000)	UG/L
	95TCA003SW		Water	4-Methylphenol	ND	(10.0000)	UG/L
	95TCA603SW		Water/Duplicate	4-Nitroaniline	ND	(50.0000)	UG/L
	95TCA003SW		Water	4-Nitroaniline	ND	(50.0000)	UG/L
	95TCA603SW		Water/Duplicate	4-Nitrophenol	ND	(50.0000)	UG/L
	95TCA003SW		Water	4-Nitrophenol	ND	(50.0000)	UG/L
	95TCA603SW		Water/Duplicate	Acenaphthene	ND	(10.0000)	UG/L
	95TCA003SW		Water	Acenaphthene	ND	(10.0000)	UG/L
	95TCA603SW		Water/Duplicate	Acenaphthylene	ND	(10.0000)	UG/L
	95TCA003SW		Water	Acenaphthylene	ND	(10.0000)	UG/L
	95TCA603SW		Water/Duplicate	Anthracene	ND	(10.0000)	UG/L
	95TCA003SW		Water	Anthracene	ND	(10.0000)	UG/L
	95TCA603SW		Water/Duplicate	Benz[a]anthracene	ND	(10.0000)	UG/L
	95TCA003SW		Water	Benz[a]anthracene	ND	(10.0000)	UG/L
	95TCA603SW		Water/Duplicate	Benzo[a]pyrene	ND	(10.0000)	UG/L
	95TCA003SW		Water	Benzo[a]pyrene	ND	(10.0000)	UG/L
	95TCA603SW		Water/Duplicate	Benzo[b]fluoranthene	ND	(10.0000)	UG/L
	95TCA003SW		Water	Benzo[b]fluoranthene	ND	(10.0000)	UG/L
	95TCA603SW		Water/Duplicate	Benzo[g,h,i]perylene	ND	(10.0000)	UG/L
	95TCA003SW		Water	Benzo[g,h,i]perylene	ND	(10.0000)	UG/L
	95TCA603SW		Water/Duplicate	Benzo[k]fluoranthene	ND	(10.0000)	UG/L
	95TCA003SW		Water	Benzo[k]fluoranthene	ND	(10.0000)	UG/L
	95TCA603SW		Water/Duplicate	Benzoic acid	ND	(50.0000)	UG/L
	95TCA003SW		Water	Benzoic acid	ND	(50.0000)	UG/L
	95TCA603SW		Water/Duplicate	Benzyl alcohol	ND	(20.0000)	UG/L
	95TCA003SW		Water	Benzyl alcohol	ND	(20.0000)	UG/L
	95TCA603SW		Water/Duplicate	Benzyl butyl phthalate	ND	(10.0000)	UG/L
	95TCA003SW		Water	Benzyl butyl phthalate	ND	(10.0000)	UG/L
	95TCA603SW		Water/Duplicate	Chrysene	ND	(10.0000)	UG/L

BI = Datum associated with contaminated trip blank or laboratory method blank.
 G = Result affected by non-target hydrocarbons (e.g., diesel influence in GRO analysis).
 I = Chromatographic pattern associated with result is not recognized.
 J = Estimated value; bias unknown.
 M = Result influenced by matrix effects.
 ND = Not detected.

TIN CITY LRRS
Analytical Results Summary
Dump #3 at beach with abandoned drums and machinery

IRP SITE: DP 011

IRP DESCRIPTION: Dump #3 at beach with abandoned drums and machinery

Location	Sample ID	Depth(ft)	Matrix	Analyte	Result	MRL	Units
SW/SD A3	95TCA003SW	N/A	Water	Chrysene	ND	(10.0000)	UG/L
	95TCA603SW		Water/Duplicate	Di-n-butyl phthalate	ND	(10.0000)	UG/L
	95TCA003SW		Water	Di-n-butyl phthalate	ND	(10.0000)	UG/L
	95TCA003SW		Water	Di-n-octyl phthalate	ND	(10.0000)	UG/L
	95TCA603SW		Water/Duplicate	Di-n-octyl phthalate	ND	(10.0000)	UG/L
	95TCA003SW		Water	Dibenz[a,h]anthracene	ND	(10.0000)	UG/L
	95TCA003SW		Water/Duplicate	Dibenz[a,h]anthracene	ND	(10.0000)	UG/L
	95TCA003SW		Water	Dibenzofuran	ND	(10.0000)	UG/L
	95TCA603SW		Water	Dibenzofuran	ND	(10.0000)	UG/L
	95TCA003SW		Water/Duplicate	Diethyl phthalate	ND	(10.0000)	UG/L
	95TCA603SW		Water/Duplicate	Diethyl phthalate	ND	(10.0000)	UG/L
	95TCA003SW		Water	Dimethyl phthalate	ND	(10.0000)	UG/L
	95TCA003SW		Water	Dimethyl phthalate	ND	(10.0000)	UG/L
	95TCA603SW		Water/Duplicate	Fluoranthene	ND	(10.0000)	UG/L
	95TCA003SW		Water	Fluoranthene	ND	(10.0000)	UG/L
	95TCA603SW		Water/Duplicate	Fluorene	ND	(10.0000)	UG/L
	95TCA003SW		Water	Fluorene	ND	(10.0000)	UG/L
	95TCA603SW		Water/Duplicate	Hexachlorobenzene	ND	(10.0000)	UG/L
	95TCA003SW		Water	Hexachlorobenzene	ND	(10.0000)	UG/L
	95TCA603SW		Water/Duplicate	Hexachlorobutadiene	ND	(10.0000)	UG/L
	95TCA003SW		Water	Hexachlorobutadiene	ND	(10.0000)	UG/L
	95TCA603SW		Water/Duplicate	Hexachlorocyclopentadiene	ND	(10.0000)	UG/L
	95TCA003SW		Water	Hexachlorocyclopentadiene	ND	(10.0000)	UG/L
	95TCA603SW		Water	Hexachloroethane	ND	(10.0000)	UG/L
	95TCA003SW		Water	Hexachloroethane	ND	(10.0000)	UG/L
	95TCA603SW		Water/Duplicate	Indeno[1,2,3-cd]pyrene	ND	(10.0000)	UG/L
	95TCA003SW		Water/Duplicate	Indeno[1,2,3-cd]pyrene	ND	(10.0000)	UG/L
	95TCA603SW		Water	Isophorone	ND	(10.0000)	UG/L
	95TCA003SW		Water	Isophorone	ND	(10.0000)	UG/L

BI = Datum associated with contaminated trip blank or laboratory method blank.
G = Result affected by non-target hydrocarbons (e.g., diesel influence in GRO analysis).
I = Chromatographic pattern associated with result is not recognized.
J = Estimated value; bias unknown.
M = Result influenced by matrix effects.
ND = Not detected.

TIN CITY LRRS
Analytical Results Summary
Dump #3 at beach with abandoned drums and machinery

IRP SITE: DP 011

IRP DESCRIPTION: Dump #3 at beach with abandoned drums and machinery

Location	Sample ID	Depth(ft)	Matrix	Analyte	Result	MRL	Units
SW/SD A3	95TCA003SW	N/A	Water	N-Nitrosodi-n-propylamine	ND	(10.0000)	UG/L
	95TCA603SW		Water/Duplicate	N-Nitrosodi-n-propylamine	ND	(10.0000)	UG/L
	95TCA003SW		Water	N-Nitrosodiphenylamine	ND	(10.0000)	UG/L
	95TCA003SW		Water	N-Nitrosodiphenylamine	ND	(10.0000)	UG/L
	95TCA603SW		Water/Duplicate	Naphthalene	ND	(10.0000)	UG/L
	95TCA003SW		Water	Nitrobenzene	ND	(10.0000)	UG/L
	95TCA603SW		Water/Duplicate	Nitrobenzene	ND	(10.0000)	UG/L
	95TCA003SW		Water	Pentachlorophenol	ND	(50.0000)	UG/L
	95TCA603SW		Water/Duplicate	Pentachlorophenol	ND	(50.0000)	UG/L
	95TCA003SW		Water	Phenanthrene	ND	(10.0000)	UG/L
	95TCA603SW		Water	Phenanthrene	ND	(10.0000)	UG/L
	95TCA003SW		Water/Duplicate	Phenol	ND	(10.0000)	UG/L
	95TCA603SW		Water/Duplicate	Phenol	ND	(10.0000)	UG/L
	95TCA003SW		Water	Pyrene	ND	(10.0000)	UG/L
	95TCA603SW		Water	Pyrene	ND	(10.0000)	UG/L
	95TCA003SW		Water/Duplicate	bis(2-Chloroethoxy)methane	ND	(10.0000)	UG/L
	95TCA603SW		Water/Duplicate	bis(2-Chloroethoxy)methane	ND	(10.0000)	UG/L
	95TCA003SW		Water	bis(2-Chloroethyl) ether	ND	(10.0000)	UG/L
	95TCA603SW		Water	bis(2-Chloroethyl) ether	ND	(10.0000)	UG/L
	95TCA003SW		Water/Duplicate	bis(2-Ethylhexyl) phthalate	ND	(10.0000)	UG/L
	95TCA603SW		Water/Duplicate	bis(2-Ethylhexyl) phthalate	ND	(10.0000)	UG/L

BI = Datum associated with contaminated trip blank or laboratory method blank.

G = Result affected by non-target hydrocarbons (e.g., diesel influence in GRO analysis).

I = Chromatographic pattern associated with result is not recognized.

J = Estimated value; bias unknown.

M = Result influenced by matrix effects.

ND = Not detected.

TIN CITY LRRS
Analytical Results Summary
Spill/leak #5 at fuel transfer station at Bldg. 123

IRP SITE: AOC 1

IRP DESCRIPTION: Spill/leak #5 at fuel transfer station at Bldg. 123

Location	Sample ID	Depth(ft)	Matrix	Analyte	Result	MRL	Units
SW/SD B1	95TCB001SD	0.0-0.1	Sediment	TPH, diesel-range	160.0000	(51.0000)	MG/KG (Dry Weight)
	95TCB001SW	N/A	Water	TPH, residual-range	160.0000	(63.0000)	MG/KG (Dry Weight)
	95TCB001SD	0.0-0.1	Sediment	TPH, diesel-range	9000.0000	(1000.0000)	UG/L
	95TCB001SW	N/A	Water	TPH, gasoline-range	950000.0000	(6500.0000)	UG/KG (Dry Weight) G
	95TCB001SD	0.0-0.1	Sediment	TPH, gasoline-range	ND	(100.0000)	UG/L
	95TCB001SW	N/A	Water	Lead	7.3000	(0.1200)	MG/KG (Dry Weight)
	95TCB001SD	0.0-0.1	Sediment	Lead	468.0000	(1.0000)	UG/L
	95TCB001SW	N/A	Water	Benzene	ND	(1.0000)	UG/L
	95TCB001SD	0.0-0.1	Sediment	Ethylbenzene	ND	(1.0000)	UG/L
	95TCB001SW	N/A	Water	Toluene	ND	(1.0000)	UG/L
	95TCB001SD	0.0-0.1	Sediment	m-Xylene + p-Xylene	ND	(1.0000)	UG/L
	95TCB001SW	N/A	Water	o-Xylene	ND	(1.0000)	UG/L
	95TCB001SD	0.0-0.1	Sediment	1,2,4-Trichlorobenzene	ND	(400.0000)	UG/KG (Dry Weight)
	95TCB001SW	N/A	Water	1,2-Dichlorobenzene	ND	(400.0000)	UG/KG (Dry Weight)
	95TCB001SD	0.0-0.1	Sediment	1,3-Dichlorobenzene	ND	(400.0000)	UG/KG (Dry Weight)
	95TCB001SW	N/A	Water	1,4-Dichlorobenzene	ND	(400.0000)	UG/KG (Dry Weight)
	95TCB001SD	0.0-0.1	Sediment	2,2'-oxybis(1-Chloropropane)	ND	(400.0000)	UG/KG (Dry Weight)
	95TCB001SW	N/A	Water	2,4,5-Trichlorophenol	ND	(400.0000)	UG/KG (Dry Weight)
	95TCB001SD	0.0-0.1	Sediment	2,4,6-Trichlorophenol	ND	(400.0000)	UG/KG (Dry Weight)
	95TCB001SW	N/A	Water	2,4-Dichlorophenol	ND	(400.0000)	UG/KG (Dry Weight)
	95TCB001SD	0.0-0.1	Sediment	2,4-Dimethylphenol	ND	(400.0000)	UG/KG (Dry Weight)
	95TCB001SW	N/A	Water	2,4-Dinitrophenol	ND	(2000.0000)	UG/KG (Dry Weight)
	95TCB001SD	0.0-0.1	Sediment	2,4-Dinitrotoluene	ND	(400.0000)	UG/KG (Dry Weight)
	95TCB001SW	N/A	Water	2,6-Dinitrotoluene	ND	(400.0000)	UG/KG (Dry Weight)
	95TCB001SD	0.0-0.1	Sediment	2-Chloronaphthalene	ND	(400.0000)	UG/KG (Dry Weight)
	95TCB001SW	N/A	Water	2-Chlorophenol	ND	(400.0000)	UG/KG (Dry Weight)
	95TCB001SD	0.0-0.1	Sediment	2-Methyl-4,6-dinitrophenol	ND	(2000.0000)	UG/KG (Dry Weight)
	95TCB001SW	N/A	Water	2-Methylnaphthalene	ND	(400.0000)	UG/KG (Dry Weight)
	95TCB001SD	0.0-0.1	Sediment	2-Methylphenol	ND	(400.0000)	UG/KG (Dry Weight)

BI = Datum associated with contaminated trip blank or laboratory method blank.
G = Result affected by non-target hydrocarbons (e.g., diesel influence in GRO analysis).
I = Chromatographic pattern associated with result is not recognized.
J = Estimated value, bias unknown.
M = Result influenced by matrix effects.
ND = Not detected.

TIN CITY LRRS
Analytical Results Summary
Spill/leak #5 at fuel transfer station at Bldg. 123

IRP SITE: AOC 1

IRP DESCRIPTION: Spill/leak #5 at fuel transfer station at Bldg. 123

Location	Sample ID	Depth(ft)	Matrix	Analyte	Result	MRL	Units
SW/SD B1	95TCB001SD	0.0-0.1	Sediment	2-Nitroaniline	ND	(2000.0000)	UG/KG (Dry Weight)
				2-Nitrophenol	ND	(400.0000)	UG/KG (Dry Weight)
				3,3'-Dichlorobenzidine	ND	(800.0000)	UG/KG (Dry Weight)
				3-Nitroaniline	ND	(2000.0000)	UG/KG (Dry Weight)
				4-Bromophenyl phenyl ether	ND	(400.0000)	UG/KG (Dry Weight)
				4-Chloro-3-methylphenol	ND	(800.0000)	UG/KG (Dry Weight)
				4-Chloroaniline	ND	(800.0000)	UG/KG (Dry Weight)
				4-Chlorophenyl phenyl ether	ND	(400.0000)	UG/KG (Dry Weight)
				4-Methylphenol	ND	(400.0000)	UG/KG (Dry Weight)
				4-Nitroaniline	ND	(2000.0000)	UG/KG (Dry Weight)
				4-Nitrophenol	ND	(2000.0000)	UG/KG (Dry Weight)
				Acenaphthene	ND	(400.0000)	UG/KG (Dry Weight)
				Acenaphthylene	ND	(400.0000)	UG/KG (Dry Weight)
				Anthracene	ND	(400.0000)	UG/KG (Dry Weight)
				Benz[a]anthracene	ND	(400.0000)	UG/KG (Dry Weight)
				Benzo[a]pyrene	ND	(400.0000)	UG/KG (Dry Weight)
				Benzo[b]fluoranthene	ND	(400.0000)	UG/KG (Dry Weight)
				Benzo[g,h,i]perylene	ND	(400.0000)	UG/KG (Dry Weight)
				Benzo[k]fluoranthene	ND	(400.0000)	UG/KG (Dry Weight)
				Benzoic acid	ND	(2000.0000)	UG/KG (Dry Weight)
				Benzyl alcohol	ND	(800.0000)	UG/KG (Dry Weight)
				Benzyl butyl phthalate	ND	(400.0000)	UG/KG (Dry Weight)
				Chrysene	ND	(400.0000)	UG/KG (Dry Weight)
				Di-n-butyl phthalate	ND	(400.0000)	UG/KG (Dry Weight)
				Di-n-octyl phthalate	ND	(400.0000)	UG/KG (Dry Weight)
				Dibenz[a,h]anthracene	ND	(400.0000)	UG/KG (Dry Weight)
				Dibenzofuran	ND	(400.0000)	UG/KG (Dry Weight)
				Diethyl phthalate	ND	(400.0000)	UG/KG (Dry Weight)
				Dimethyl phthalate	ND	(400.0000)	UG/KG (Dry Weight)

BI = Datum associated with contaminated trip blank or laboratory method blank.
 G = Result affected by non-target hydrocarbons (e.g., diesel influence in GRO analysis).
 I = Chromatographic pattern associated with result is not recognized.
 J = Estimated value, bias unknown.
 M = Result influenced by matrix effects.
 ND = Not detected.

TIN CITY LRRS
Analytical Results Summary
Spill/Leak #5 at fuel transfer station at Bldg. 123

IRP SITE: AOC 1

IRP DESCRIPTION: Spill/leak #5 at fuel transfer station at Bldg. 123

Location	Sample ID	Depth(ft)	Matrix	Analyte	Result	MRL	Units
SW/SD BI	95TCB001SD	0.0-0.1	Sediment	Fluoranthene	ND	(400.0000)	UG/KG (Dry Weight)
				Fluorene	ND	(400.0000)	UG/KG (Dry Weight)
				Hexachlorobenzene	ND	(400.0000)	UG/KG (Dry Weight)
				Hexachlorobutadiene	ND	(400.0000)	UG/KG (Dry Weight)
				Hexachlorocyclopentadiene	ND	(400.0000)	UG/KG (Dry Weight)
				Hexachloroethane	ND	(400.0000)	UG/KG (Dry Weight)
				Indeno[1,2,3-cd]pyrene	ND	(400.0000)	UG/KG (Dry Weight)
				Isophorone	ND	(400.0000)	UG/KG (Dry Weight)
				N-Nitrosodi-n-propylamine	ND	(400.0000)	UG/KG (Dry Weight)
				N-Nitrosodiphenylamine	ND	(400.0000)	UG/KG (Dry Weight)
				Naphthalene	ND	(400.0000)	UG/KG (Dry Weight)
				Nitrobenzene	ND	(400.0000)	UG/KG (Dry Weight)
				Pentachlorophenol	ND	(2000.0000)	UG/KG (Dry Weight)
				Phenanthrene	ND	(400.0000)	UG/KG (Dry Weight)
				Phenol	ND	(400.0000)	UG/KG (Dry Weight)
				Pyrene	ND	(400.0000)	UG/KG (Dry Weight)
				bis(2-Chloroethoxy)methane	ND	(400.0000)	UG/KG (Dry Weight)
				bis(2-Chloroethyl) ether	ND	(400.0000)	UG/KG (Dry Weight)
				bis(2-Ethylhexyl) phthalate	ND	(400.0000)	UG/KG (Dry Weight)
				1,2,4-Trichlorobenzene	ND	(10.0000)	UG/L
				1,2-Dichlorobenzene	ND	(10.0000)	UG/L
				1,3-Dichlorobenzene	ND	(10.0000)	UG/L
				1,4-Dichlorobenzene	ND	(10.0000)	UG/L
				2,2'-oxybis(1-Chloropropane)	ND	(10.0000)	UG/L
				2,4,5-Trichlorophenol	ND	(10.0000)	UG/L
				2,4,6-Trichlorophenol	ND	(10.0000)	UG/L
				2,4-Dichlorophenol	ND	(10.0000)	UG/L
				2,4-Dimethylphenol	ND	(10.0000)	UG/L
				2,4-Dinitrophenol	ND	(50.0000)	UG/L

BI = Datum associated with contaminated trip blank or laboratory method blank.
G = Result affected by non-target hydrocarbons (e.g., diesel influence in GRO analysis).
I = Chromatographic pattern associated with result is not recognized.
J = Estimated value; bias unknown.
M = Result influenced by matrix effects.
ND = Not detected.

TIN CITY LRRS
Analytical Results Summary
Spill/leak #5 at fuel transfer station at Bldg. 123

IRP SITE: AOC 1

IRP DESCRIPTION: Spill/leak #5 at fuel transfer station at Bldg. 123

Location	Sample ID	Depth(ft)	Matrix	Analyte	Result	MRL	Units
SW/SD B1	95TCB001SW	N/A	Water	2,4-Dinitrotoluene	ND	(10.0000)	UG/L
				2,6-Dinitrotoluene	ND	(10.0000)	UG/L
				2-Chloronaphthalene	ND	(10.0000)	UG/L
				2-Chlorophenol	ND	(10.0000)	UG/L
				2-Methyl-4,6-dinitrophenol	ND	(50.0000)	UG/L
				2-Methylnaphthalene	ND	(10.0000)	UG/L
				2-Methylphenol	ND	(10.0000)	UG/L
				2-Nitroaniline	ND	(50.0000)	UG/L
				2-Nitrophenol	ND	(10.0000)	UG/L
				3,3'-Dichlorobenzidine	ND	(20.0000)	UG/L
				3-Nitroaniline	ND	(50.0000)	UG/L
				4-Bromophenyl phenyl ether	ND	(10.0000)	UG/L
				4-Chloro-3-methylphenol	ND	(20.0000)	UG/L
				4-Chloroaniline	ND	(20.0000)	UG/L
				4-Chlorophenyl phenyl ether	ND	(10.0000)	UG/L
				4-Methylphenol	ND	(10.0000)	UG/L
				4-Nitroaniline	ND	(50.0000)	UG/L
				4-Nitrophenol	ND	(50.0000)	UG/L
				Acenaphthene	ND	(10.0000)	UG/L
				Acenaphthylene	ND	(10.0000)	UG/L
				Anthracene	ND	(10.0000)	UG/L
				Benz[a]anthracene	ND	(10.0000)	UG/L
				Benzo[a]pyrene	ND	(10.0000)	UG/L
				Benzo[b]fluoranthene	ND	(10.0000)	UG/L
				Benzo[g,h,i]perylene	ND	(10.0000)	UG/L
				Benzo[k]fluoranthene	ND	(10.0000)	UG/L
				Benzoic acid	ND	(50.0000)	UG/L
				Benzyl alcohol	ND	(20.0000)	UG/L
				Benzyl butyl phthalate	ND	(10.0000)	UG/L

BI = Datum associated with contaminated trip blank or laboratory method blank.
 G = Result affected by non-target hydrocarbons (e.g., diesel influence in GRO analysis).
 I = Chromatographic pattern associated with result is not recognized.
 J = Estimated value; bias unknown.
 M = Result influenced by matrix effects.
 ND = Not detected.

md3380.0020/pc:faxpro/all_data/prg/recs: 7661
 220
 Printed: 12/01/95

TIN CITY LRRS
Analytical Results Summary
Spill/leak #5 at fuel transfer station at Bldg. 123

IRP SITE: AOC 1							
IRP DESCRIPTION: Spill/leak #5 at fuel transfer station at Bldg. 123							
Location	Sample ID	Depth(ft)	Matrix	Analyte	Result	MRL	Units
SW/SD B1	95TCB001SW	N/A	Water	Chrysene	ND	(10.0000)	UG/L
				Di-n-butyl phthalate	ND	(10.0000)	UG/L
				Di-n-octyl phthalate	ND	(10.0000)	UG/L
				Dibenz[a,h]anthracene	ND	(10.0000)	UG/L
				Dibenzofuran	ND	(10.0000)	UG/L
				Diethyl phthalate	ND	(10.0000)	UG/L
				Dimethyl phthalate	ND	(10.0000)	UG/L
				Fluoranthene	ND	(10.0000)	UG/L
				Fluorene	ND	(10.0000)	UG/L
				Hexachlorobenzene	ND	(10.0000)	UG/L
				Hexachlorobutadiene	ND	(10.0000)	UG/L
				Hexachlorocyclopentadiene	ND	(10.0000)	UG/L
				Hexachloroethane	ND	(10.0000)	UG/L
				Indeno[1,2,3-cd]pyrene	ND	(10.0000)	UG/L
				Isophorone	ND	(10.0000)	UG/L
				N-Nitrosodi-n-propylamine	ND	(10.0000)	UG/L
				N-Nitrosodiphenylamine	ND	(10.0000)	UG/L
				Naphthalene	ND	(10.0000)	UG/L
				Nitrobenzene	ND	(10.0000)	UG/L
				Pentachlorophenol	ND	(50.0000)	UG/L
				Phenanthrene	ND	(10.0000)	UG/L
				Phenol	ND	(10.0000)	UG/L
				Pyrene	ND	(10.0000)	UG/L
				bis(2-Chloroethoxy)methane	ND	(10.0000)	UG/L
				bis(2-Chloroethyl) ether	ND	(10.0000)	UG/L
				bis(2-Ethylhexyl) phthalate	ND	(10.0000)	UG/L
SW/SD B2	95TCB002SW	N/A	Water	TPH, diesel-range	1800.0000	(100.0000)	UG/L
				TPH, gasoline-range	ND	(100.0000)	UG/L
				Lead	5.1000	(1.0000)	UG/L

BI = Datum associated with contaminated trip blank or laboratory method blank.
 G = Result affected by non-target hydrocarbons (e.g., diesel influence in GRO analysis).
 I = Chromatographic pattern associated with result is not recognized.
 J = Estimated value; bias unknown.
 M = Result influenced by matrix effects.
 ND = Not detected.

TIN CITY LRRS
Analytical Results Summary
Spill/leak #5 at fuel transfer station at Bldg. 123

IRP SITE: AOC 1

IRP DESCRIPTION: Spill/leak #5 at fuel transfer station at Bldg. 123

Location	Sample ID	Depth(ft)	Matrix	Analyte	Result	MRL	Units
SW/SD B2	95TCB002SW	N/A	Water	Benzene	ND	(1.0000)	UG/L
				Ethylbenzene	ND	(1.0000)	UG/L
				Toluene	ND	(1.0000)	UG/L
				m-Xylene + p-Xylene	1.6000	(1.0000)	UG/L
				o-Xylene	1.8000	(1.0000)	UG/L
				1,2,4-Trichlorobenzene	ND	(10.0000)	UG/L
				1,2-Dichlorobenzene	ND	(10.0000)	UG/L
				1,3-Dichlorobenzene	ND	(10.0000)	UG/L
				1,4-Dichlorobenzene	ND	(10.0000)	UG/L
				2,2'-oxybis(1-Chloropropane)	ND	(10.0000)	UG/L
				2,4,5-Trichlorophenol	ND	(10.0000)	UG/L
				2,4,6-Trichlorophenol	ND	(10.0000)	UG/L
				2,4-Dichlorophenol	ND	(10.0000)	UG/L
				2,4-Dimethylphenol	ND	(10.0000)	UG/L
				2,4-Dinitrophenol	ND	(50.0000)	UG/L
				2,4-Dinitrotoluene	ND	(10.0000)	UG/L
				2,6-Dinitrotoluene	ND	(10.0000)	UG/L
				2-Chloronaphthalene	ND	(10.0000)	UG/L
				2-Chlorophenol	ND	(10.0000)	UG/L
				2-Methyl-4,6-dinitrophenol	ND	(50.0000)	UG/L
				2-Methylnaphthalene	ND	(10.0000)	UG/L
				2-Methylphenol	ND	(10.0000)	UG/L
				2-Nitroaniline	ND	(50.0000)	UG/L
				2-Nitrophenol	ND	(10.0000)	UG/L
				3,3'-Dichlorobenzidine	ND	(20.0000)	UG/L
				3-Nitroaniline	ND	(50.0000)	UG/L
				4-Bromophenyl phenyl ether	ND	(10.0000)	UG/L
				4-Chloro-3-methylphenol	ND	(20.0000)	UG/L
				4-Chloroaniline	ND	(20.0000)	UG/L

BI = Datum associated with contaminated trip blank or laboratory method blank.
 G = Result affected by non-target hydrocarbons (e.g., diesel influence in GRO analysis).
 I = Chromatographic pattern associated with result is not recognized.
 J = Estimated value; bias unknown.
 M = Result influenced by matrix effects.
 ND = Not detected.

TIN CITY LRRS
Analytical Results Summary
Spill/leak #5 at fuel transfer station at Bldg. 123

IRP SITE: AOC 1

IRP DESCRIPTION: Spill/leak #5 at fuel transfer station at Bldg. 123

Location	Sample ID	Depth(ft)	Matrix	Analyte	Result	MRL	Units
SW/SD B2	95TCB002SW	N/A	Water	4-Chlorophenyl phenyl ether	ND	(10.0000)	UG/L
				4-Methylphenol	ND	(10.0000)	UG/L
				4-Nitroaniline	ND	(50.0000)	UG/L
				4-Nitrophenol	ND	(50.0000)	UG/L
				Acenaphthene	ND	(10.0000)	UG/L
				Acenaphthylene	ND	(10.0000)	UG/L
				Anthracene	ND	(10.0000)	UG/L
				Benzo[a]anthracene	ND	(10.0000)	UG/L
				Benzo[a]pyrene	ND	(10.0000)	UG/L
				Benzo[b]fluoranthene	ND	(10.0000)	UG/L
				Benzo[g,h,i]perylene	ND	(10.0000)	UG/L
				Benzo[k]fluoranthene	ND	(10.0000)	UG/L
				Benzoic acid	ND	(50.0000)	UG/L
				Benzyl alcohol	ND	(20.0000)	UG/L
				Benzyl butyl phthalate	ND	(10.0000)	UG/L
				Chrysene	ND	(10.0000)	UG/L
				Di-n-butyl phthalate	ND	(10.0000)	UG/L
				Di-n-octyl phthalate	ND	(10.0000)	UG/L
				Dibenz[a,h]anthracene	ND	(10.0000)	UG/L
				Dibenzofuran	ND	(10.0000)	UG/L
				Diethyl phthalate	ND	(10.0000)	UG/L
				Dimethyl phthalate	ND	(10.0000)	UG/L
				Fluoranthene	ND	(10.0000)	UG/L
				Fluorene	ND	(10.0000)	UG/L
				Hexachlorobenzene	ND	(10.0000)	UG/L
				Hexachlorobutadiene	ND	(10.0000)	UG/L
				Hexachlorocyclopentadiene	ND	(10.0000)	UG/L
				Hexachloroethane	ND	(10.0000)	UG/L
				Indeno[1,2,3-cd]pyrene	ND	(10.0000)	UG/L

BI = Datum associated with contaminated trip blank or laboratory method blank.
 G = Result affected by non-target hydrocarbons (e.g., diesel influence in GRO analysis).
 I = Chromatographic pattern associated with result is not recognized.
 J = Estimated value; bias unknown.
 M = Result influenced by matrix effects.
 ND = Not detected.

TIN CITY LRRS
Analytical Results Summary
Spill/leak #5 at fuel transfer station at Bldg. 123

IRP SITE: AOC 1

IRP DESCRIPTION: Spill/leak #5 at fuel transfer station at Bldg. 123

Location	Sample ID	Depth(ft)	Matrix	Analyte	Result	MRL	Units
SW/SD B2	95TCB002SW	N/A	Water	Isophorone	ND	(10.0000)	UG/L
				N-Nitrosodi-n-propylamine	ND	(10.0000)	UG/L
				N-Nitrosodiphenylamine	ND	(10.0000)	UG/L
				Naphthalene	ND	(10.0000)	UG/L
				Nitrobenzene	ND	(10.0000)	UG/L
				Pentachlorophenol	ND	(50.0000)	UG/L
				Phenanthrene	ND	(10.0000)	UG/L
				Phenol	ND	(10.0000)	UG/L
				Pyrene	ND	(10.0000)	UG/L
				bis(2-Chloroethoxy)methane	ND	(10.0000)	UG/L
				bis(2-Chloroethyl) ether	ND	(10.0000)	UG/L
				bis(2-Ethylhexyl) phthalate	ND	(10.0000)	UG/L

BI = Datum associated with contaminated trip blank or laboratory method blank.
 G = Result affected by non-target hydrocarbons (e.g., diesel influence in GRO analysis).
 I = Chromatographic pattern associated with result is not recognized.
 J = Estimated value; bias unknown.
 M = Result influenced by matrix effects.
 ND = Not detected.

TIN CITY LRRS
Analytical Results Summary
4,000 gal. diesel fuel tank UST #16 (removed) at Weather Station, Bldg. 132

IRP SITE: ST 12c

IRP DESCRIPTION: 4,000 gal. diesel fuel tank UST #16 (removed) at Weather Station, Bldg. 132

Location	Sample ID	Depth(ft)	Matrix	Analyte	Result	MRL	Units
SW/SD J1	95TCJ001SD	0.0-0.5	Sediment	TPH, diesel-range	50.0000	(5.2000)	MG/KG (Dry Weight) I
	95TCJ001SW	N/A	Water	TPH, residual-range	210.0000	(65.0000)	MG/KG (Dry Weight) I
	95TCJ001SD	0.0-0.5	Sediment	TPH, diesel-range	9800.0000	(1000.0000)	UG/L
	95TCJ001SW	N/A	Water	TPH, gasoline-range	ND	(6500.0000)	UG/KG (Dry Weight)
	95TCJ001SD	0.0-0.5	Sediment	TPH, gasoline-range	ND	(100.0000)	UG/L
				Benzene	ND	(1.3000)	UG/KG (Dry Weight)
				Ethylbenzene	ND	(1.3000)	UG/KG (Dry Weight)
				Toluene	ND	(1.3000)	UG/KG (Dry Weight)
				m-Xylene + p-Xylene	ND	(1.3000)	UG/KG (Dry Weight)
				o-Xylene	ND	(1.3000)	UG/KG (Dry Weight)
	95TCJ001SW	N/A	Water	Benzene	ND	(1.0000)	UG/L
				Ethylbenzene	ND	(1.0000)	UG/L
				Toluene	ND	(1.0000)	UG/L
				m-Xylene + p-Xylene	ND	(1.0000)	UG/L
				o-Xylene	ND	(1.0000)	UG/L
	95TCJ001SD	0.0-0.5	Sediment	4,4'-DDD	ND	(4.3000)	UG/KG (Dry Weight) M
				4,4'-DDE	ND	(4.3000)	UG/KG (Dry Weight) M
				4,4'-DDT	ND	(4.3000)	UG/KG (Dry Weight) M
				Aldrin	ND	(2.2000)	UG/KG (Dry Weight) M
				Aroclor-1016	ND	(43.0000)	UG/KG (Dry Weight) M
				Aroclor-1221	ND	(87.0000)	UG/KG (Dry Weight) M
				Aroclor-1232	ND	(43.0000)	UG/KG (Dry Weight) M
				Aroclor-1242	ND	(43.0000)	UG/KG (Dry Weight) M
				Aroclor-1248	ND	(43.0000)	UG/KG (Dry Weight) M
				Aroclor-1254	ND	(43.0000)	UG/KG (Dry Weight) M
				Aroclor-1260	ND	(43.0000)	UG/KG (Dry Weight) M
				Chlordane, technical	ND	(43.0000)	UG/KG (Dry Weight) M
				Dieldrin	ND	(4.3000)	UG/KG (Dry Weight) M
				Endosulfan I	ND	(2.2000)	UG/KG (Dry Weight) M

BI = Datum associated with contaminated trip blank or laboratory method blank.
G = Result affected by non-target hydrocarbons (e.g., diesel influence in GRO analysis).
I = Chromatographic pattern associated with result is not recognized.
J = Estimated value; bias unknown.
M = Result influenced by matrix effects.
ND = Not detected.

TIN CITY LRRS
Analytical Results Summary
4,000 gal. diesel fuel tank UST #16 (removed) at Weather Station, Bldg. 132

IRP SITE: ST 12c

IRP DESCRIPTION: 4,000 gal. diesel fuel tank UST #16 (removed) at Weather Station, Bldg. 132

Location	Sample ID	Depth(ft)	Matrix	Analyte	Result	MRL	Units
SW/SD J1	95TCJ001SD	0.0-0.5	Sediment	Endosulfan II	ND	(4.3000)	UG/KG (Dry Weight) M
				Endosulfan sulfate	ND	(4.3000)	UG/KG (Dry Weight) M
				Endrin	ND	(4.3000)	UG/KG (Dry Weight) M
				Endrin aldehyde	ND	(4.3000)	UG/KG (Dry Weight) M
				Heptachlor	ND	(2.2000)	UG/KG (Dry Weight) M
				Heptachlor epoxide	ND	(2.2000)	UG/KG (Dry Weight) M
				Methoxychlor	ND	(22.0000)	UG/KG (Dry Weight) M
				Toxaphene	ND	(220.0000)	UG/KG (Dry Weight) M
				alpha-BHC	ND	(2.2000)	UG/KG (Dry Weight) M
				beta-BHC	ND	(2.2000)	UG/KG (Dry Weight) M
				delta-BHC	ND	(2.2000)	UG/KG (Dry Weight) M
				gamma-BHC	ND	(2.2000)	UG/KG (Dry Weight) M
				4,4'-DDD	ND	(0.5000)	UG/L
				4,4'-DDE	ND	(0.5000)	UG/L
				4,4'-DDT	ND	(0.5000)	UG/L
				Aldrin	ND	(0.2500)	UG/L
				Aroclor-1016	ND	(5.0000)	UG/L
				Aroclor-1221	ND	(10.0000)	UG/L
				Aroclor-1232	ND	(5.0000)	UG/L
				Aroclor-1242	ND	(5.0000)	UG/L
				Aroclor-1248	ND	(5.0000)	UG/L
				Aroclor-1254	ND	(5.0000)	UG/L
				Aroclor-1260	ND	(5.0000)	UG/L
				Chlordane, technical	ND	(5.0000)	UG/L
				Dieldrin	ND	(0.5000)	UG/L
				Endosulfan I	ND	(0.2500)	UG/L
				Endosulfan II	ND	(0.5000)	UG/L
				Endosulfan sulfate	ND	(0.5000)	UG/L
				Endrin	ND	(0.5000)	UG/L

BI = Datum associated with contaminated trip blank or laboratory method blank.
 G = Result affected by non-target hydrocarbons (e.g., diesel influence in GRO analysis).
 I = Chromatographic pattern associated with result is not recognized.
 J = Estimated value; bias unknown.
 M = Result influenced by matrix effects.
 ND = Not detected.

TIN CITY LRRS

Analytical Results Summary

4,000 gal. diesel fuel tank UST #16 (removed) at Weather Station, Bldg. 132

IRP SITE: ST 12c

IRP DESCRIPTION: 4,000 gal. diesel fuel tank UST #16 (removed) at Weather Station, Bldg. 132

Location	Sample ID	Depth(ft)	Matrix	Analyte	Result	MRL	Units
SW/SD J1	95TC1001SW	N/A	Water	Endrin aldehyde	ND	(0.5000)	UG/L
				Endrin ketone	ND	(0.5000)	UG/L
				Heptachlor	ND	(0.2500)	UG/L
				Heptachlor epoxide	ND	(0.2500)	UG/L
				Methoxychlor	ND	(2.5000)	UG/L
				Toxaphene	ND	(25.0000)	UG/L
				alpha-BHC	ND	(0.2500)	UG/L
				beta-BHC	ND	(0.2500)	UG/L
				delta-BHC	ND	(0.2500)	UG/L
				gamma-BHC	ND	(0.2500)	UG/L
	95TC1001SD	0.0-0.5	Sediment	1,2,4-Trichlorobenzene	ND	(430.0000)	UG/KG (Dry Weight)
				1,2-Dichlorobenzene	ND	(430.0000)	UG/KG (Dry Weight)
				1,3-Dichlorobenzene	ND	(430.0000)	UG/KG (Dry Weight)
				1,4-Dichlorobenzene	ND	(430.0000)	UG/KG (Dry Weight)
				2,2'-oxybis(1-Chloropropane)	ND	(430.0000)	UG/KG (Dry Weight)
				2,4,5-Trichlorophenol	ND	(430.0000)	UG/KG (Dry Weight)
				2,4,6-Trichlorophenol	ND	(430.0000)	UG/KG (Dry Weight)
				2,4-Dichlorophenol	ND	(430.0000)	UG/KG (Dry Weight)
				2,4-Dimethylphenol	ND	(430.0000)	UG/KG (Dry Weight)
				2,4-Dinitrophenol	ND	(2100.0000)	UG/KG (Dry Weight)
				2,4-Dinitrotoluene	ND	(430.0000)	UG/KG (Dry Weight)
				2,6-Dinitrotoluene	ND	(430.0000)	UG/KG (Dry Weight)
				2-Chloronaphthalene	ND	(430.0000)	UG/KG (Dry Weight)
				2-Chlorophenol	ND	(430.0000)	UG/KG (Dry Weight)
				2-Methyl-4,6-dinitrophenol	ND	(2100.0000)	UG/KG (Dry Weight)
				2-Methylnaphthalene	ND	(430.0000)	UG/KG (Dry Weight)
				2-Methylphenol	ND	(430.0000)	UG/KG (Dry Weight)
				2-Nitroaniline	ND	(2100.0000)	UG/KG (Dry Weight)
				2-Nitrophenol	ND	(430.0000)	UG/KG (Dry Weight)

BI = Datum associated with contaminated trip blank or laboratory method blank.
 G = Result affected by non-target hydrocarbons (e.g., diesel influence in GRO analysis).
 I = Chromatographic pattern associated with result is not recognized.
 J = Estimated value; bias unknown.
 M = Result influenced by matrix effects.
 ND = Not detected.

TIN CITY LRRS
Analytical Results Summary
4,000 gal. diesel fuel tank UST #16 (removed) at Weather Station, Bldg. 132

IRP SITE: ST 12c

IRP DESCRIPTION: 4,000 gal. diesel fuel tank UST #16 (removed) at Weather Station, Bldg. 132

Location	Sample ID	Depth(ft)	Matrix	Analyte	Result	MRL	Units
SW/SD J1	95TCJ001SD	0.0-0.5	Sediment	3,3'-Dichlorobenzidine	ND	(860.0000)	UG/KG (Dry Weight)
				3-Nitroaniline	ND	(2100.0000)	UG/KG (Dry Weight)
				4-Bromophenyl phenyl ether	ND	(430.0000)	UG/KG (Dry Weight)
				4-Chloro-3-methylphenol	ND	(860.0000)	UG/KG (Dry Weight)
				4-Chloroaniline	ND	(860.0000)	UG/KG (Dry Weight)
				4-Chlorophenyl phenyl ether	ND	(430.0000)	UG/KG (Dry Weight)
				4-Methylphenol	ND	(430.0000)	UG/KG (Dry Weight)
				4-Nitroaniline	ND	(2100.0000)	UG/KG (Dry Weight)
				4-Nitrophenol	ND	(2100.0000)	UG/KG (Dry Weight)
				Acenaphthene	ND	(430.0000)	UG/KG (Dry Weight)
				Acenaphthylene	ND	(430.0000)	UG/KG (Dry Weight)
				Anthracene	ND	(430.0000)	UG/KG (Dry Weight)
				Benz[a]anthracene	ND	(430.0000)	UG/KG (Dry Weight)
				Benzo[a]pyrene	ND	(430.0000)	UG/KG (Dry Weight)
				Benzo[b]fluoranthene	ND	(430.0000)	UG/KG (Dry Weight)
				Benzo[g,h,i]perylene	ND	(430.0000)	UG/KG (Dry Weight)
				Benzo[k]fluoranthene	ND	(430.0000)	UG/KG (Dry Weight)
				Benzoic acid	ND	(2100.0000)	UG/KG (Dry Weight)
				Benzyl alcohol	ND	(860.0000)	UG/KG (Dry Weight)
				Benzyl butyl phthalate	ND	(430.0000)	UG/KG (Dry Weight)
				Chrysene	ND	(430.0000)	UG/KG (Dry Weight)
				Di-n-butyl phthalate	ND	(430.0000)	UG/KG (Dry Weight)
				Di-n-octyl phthalate	ND	(430.0000)	UG/KG (Dry Weight)
				Dibenz[a,h]anthracene	ND	(430.0000)	UG/KG (Dry Weight)
				Dibenzofuran	ND	(430.0000)	UG/KG (Dry Weight)
				Diethyl phthalate	ND	(430.0000)	UG/KG (Dry Weight)
				Dimethyl phthalate	ND	(430.0000)	UG/KG (Dry Weight)
				Fluoranthene	ND	(430.0000)	UG/KG (Dry Weight)
				Fluorene	ND	(430.0000)	UG/KG (Dry Weight)

BI = Datum associated with contaminated trip blank or laboratory method blank.

G = Result affected by non-target hydrocarbons (e.g., diesel influence in GRO analysis).

I = Chromatographic pattern associated with result is not recognized.

J = Estimated value; bias unknown.

M = Result influenced by matrix effects.

ND = Not detected.

TIN CITY LRRS

Analytical Results Summary

4,000 gal. diesel fuel tank UST #16 (removed) at Weather Station, Bldg. 132

IRP SITE: ST 12c
 IRP DESCRIPTION: 4,000 gal. diesel fuel tank UST #16 (removed) at Weather Station, Bldg. 132

Location	Sample ID	Depth(ft)	Matrix	Analyte	Result	MRL	Units
SW/SD J1	95TC1001SD	0.0-0.5	Sediment	Hexachlorobenzene	ND	(430.0000)	UG/KG (Dry Weight)
				Hexachlorobutadiene	ND	(430.0000)	UG/KG (Dry Weight)
				Hexachlorocyclopentadiene	ND	(430.0000)	UG/KG (Dry Weight)
				Hexachloroethane	ND	(430.0000)	UG/KG (Dry Weight)
				Indeno[1,2,3-cd]pyrene	ND	(430.0000)	UG/KG (Dry Weight)
				Isophorone	ND	(430.0000)	UG/KG (Dry Weight)
				N-Nitrosodi-n-propylamine	ND	(430.0000)	UG/KG (Dry Weight)
				N-Nitrosodiphenylamine	ND	(430.0000)	UG/KG (Dry Weight)
				Naphthalene	ND	(430.0000)	UG/KG (Dry Weight)
				Nitrobenzene	ND	(430.0000)	UG/KG (Dry Weight)
				Pentachlorophenol	ND	(2100.0000)	UG/KG (Dry Weight)
				Phenanthrene	ND	(430.0000)	UG/KG (Dry Weight)
				Phenol	ND	(430.0000)	UG/KG (Dry Weight)
				Pyrene	ND	(430.0000)	UG/KG (Dry Weight)
				bis(2-Chloroethoxy)methane	ND	(430.0000)	UG/KG (Dry Weight)
				bis(2-Chloroethyl) ether	ND	(430.0000)	UG/KG (Dry Weight)
				bis(2-Ethylhexyl) phthalate	ND	(430.0000)	UG/KG (Dry Weight)
				1,2,4-Trichlorobenzene	ND	(10.0000)	UG/L
				1,2-Dichlorobenzene	ND	(10.0000)	UG/L
				1,3-Dichlorobenzene	ND	(10.0000)	UG/L
				1,4-Dichlorobenzene	ND	(10.0000)	UG/L
				2,2'-oxybis(1-Chloropropane)	ND	(10.0000)	UG/L
				2,4,5-Trichlorophenol	ND	(10.0000)	UG/L
				2,4,6-Trichlorophenol	ND	(10.0000)	UG/L
				2,4-Dichlorophenol	ND	(10.0000)	UG/L
				2,4-Dimethylphenol	ND	(10.0000)	UG/L
				2,4-Dinitrophenol	ND	(50.0000)	UG/L
				2,4-Dinitrotoluene	ND	(10.0000)	UG/L
				2,6-Dinitrotoluene	ND	(10.0000)	UG/L
	95TC1001SW	N/A	Water				

BI = Datum associated with contaminated trip blank or laboratory method blank.
 G = Result affected by non-target hydrocarbons (e.g., diesel influence in GRO analysis).
 I = Chromatographic pattern associated with result is not recognized.
 J = Estimated value; bias unknown.
 M = Result influenced by matrix effects.
 ND = Not detected.

TIN CITY LRRS

Analytical Results Summary

4,000 gal. diesel fuel tank UST #16 (removed) at Weather Station, Bldg. 132

IRP SITE: ST 12c

IRP DESCRIPTION: 4,000 gal. diesel fuel tank UST #16 (removed) at Weather Station, Bldg. 132

Location	Sample ID	Depth(ft)	Matrix	Analyte	Result	MRL	Units
SW/SD JI	95TCJ001SW	N/A	Water	2-Chloronaphthalene	ND	(10.0000)	UG/L
				2-Chlorophenol	ND	(10.0000)	UG/L
				2-Methyl-4,6-dinitrophenol	ND	(50.0000)	UG/L
				2-Methylnaphthalene	ND	(10.0000)	UG/L
				2-Methylphenol	ND	(10.0000)	UG/L
				2-Nitroaniline	ND	(50.0000)	UG/L
				2-Nitrophenol	ND	(10.0000)	UG/L
				3,3'-Dichlorobenzidine	ND	(20.0000)	UG/L
				3-Nitroaniline	ND	(50.0000)	UG/L
				4-Bromophenyl phenyl ether	ND	(10.0000)	UG/L
				4-Chloro-3-methylphenol	ND	(20.0000)	UG/L
				4-Chloroaniline	ND	(20.0000)	UG/L
				4-Chlorophenyl phenyl ether	ND	(10.0000)	UG/L
				4-Methylphenol	ND	(10.0000)	UG/L
				4-Nitroaniline	ND	(50.0000)	UG/L
				4-Nitrophenol	ND	(50.0000)	UG/L
				Acenaphthene	ND	(10.0000)	UG/L
				Acenaphthylene	ND	(10.0000)	UG/L
				Anthracene	ND	(10.0000)	UG/L
				Benz[a]anthracene	ND	(10.0000)	UG/L
				Benzo[a]pyrene	ND	(10.0000)	UG/L
				Benzo[b]fluoranthene	ND	(10.0000)	UG/L
				Benzo[g,h,i]perylene	ND	(10.0000)	UG/L
				Benzo[k]fluoranthene	ND	(10.0000)	UG/L
				Benzoic acid	ND	(50.0000)	UG/L
				Benzyl alcohol	ND	(20.0000)	UG/L
				Benzyl butyl phthalate	ND	(10.0000)	UG/L
				Chrysene	ND	(10.0000)	UG/L
				Di-n-butyl phthalate	ND	(10.0000)	UG/L

BI = Datum associated with contaminated trip blank or laboratory method blank.

G = Result affected by non-target hydrocarbons (e.g., diesel influence in GRO analysis).

I = Chromatographic pattern associated with result is not recognized.

J = Estimated value; bias unknown.

M = Result influenced by matrix effects.

ND = Not detected.

TIN CITY LRRS

Analytical Results Summary

4,000 gal. diesel fuel tank UST #16 (removed) at Weather Station, Bldg. 132

IRP SITE: ST 12c

IRP DESCRIPTION: 4,000 gal. diesel fuel tank UST #16 (removed) at Weather Station, Bldg. 132

Location	Sample ID	Depth(ft)	Matrix	Analyte	Result	MRL	Units
SW/SD J1	95TCJ001SW	N/A	Water	Di-n-octyl phthalate	ND	(10.0000)	UG/L
				Dibenz[a,h]anthracene	ND	(10.0000)	UG/L
				Dibenzofuran	ND	(10.0000)	UG/L
				Diethyl phthalate	20.0000	(10.0000)	UG/L
				Dimethyl phthalate	ND	(10.0000)	UG/L
				Fluoranthene	ND	(10.0000)	UG/L
				Fluorene	ND	(10.0000)	UG/L
				Hexachlorobenzene	ND	(10.0000)	UG/L
				Hexachlorobutadiene	ND	(10.0000)	UG/L
				Hexachlorocyclopentadiene	ND	(10.0000)	UG/L
				Hexachloroethane	ND	(10.0000)	UG/L
				Indeno[1,2,3-cd]pyrene	ND	(10.0000)	UG/L
				Isophorone	ND	(10.0000)	UG/L
				N-Nitrosodi-n-propylamine	ND	(10.0000)	UG/L
				N-Nitrosodiphenylamine	ND	(10.0000)	UG/L
				Naphthalene	ND	(10.0000)	UG/L
				Nitrobenzene	ND	(10.0000)	UG/L
				Pentachlorophenol	ND	(50.0000)	UG/L
				Phenanthrene	ND	(10.0000)	UG/L
				Phenol	ND	(10.0000)	UG/L
				Pyrene	ND	(10.0000)	UG/L
				bis(2-Chloroethoxy)methane	ND	(10.0000)	UG/L
				bis(2-Chloroethyl) ether	ND	(10.0000)	UG/L
				bis(2-Ethylhexyl) phthalate	ND	(10.0000)	UG/L
SW/SD J2	95TCJ002SD	0.0-0.5	Sediment	TPH, diesel-range	2400.0000	(890.0000)	MG/KG (Dry Weight)
				TPH, residual-range	1400.0000	(110.0000)	MG/KG (Dry Weight)
	95TCJ002SW	N/A	Water	TPH, diesel-range	4300.0000	(1000.0000)	UG/L
	95TCJ002SD	0.0-0.5	Sediment	TPH, gasoline-range	66.0000	(11.0000)	MG/KG (Dry Weight)
	95TCJ002SW	N/A	Water	TPH, gasoline-range	ND	(100.0000)	UG/L

BI = Datum associated with contaminated trip blank or laboratory method blank.

G = Result affected by non-target hydrocarbons (e.g., diesel influence in GRO analysis).

I = Chromatographic pattern associated with result is not recognized.

J = Estimated value; bias unknown.

M = Result influenced by matrix effects.

ND = Not detected.

TIN CITY LRRS

Analytical Results Summary

4,000 gal. diesel fuel tank UST #16 (removed) at Weather Station, Bldg. 132

IRP SITE: ST 12c

IRP DESCRIPTION: 4,000 gal. diesel fuel tank UST #16 (removed) at Weather Station, Bldg. 132

Location	Sample ID	Depth(ft)	Matrix	Analyte	Result	MRL	Units
SW/SD J2	95TCJ002SD	0.0-0.5	Sediment	Benzene	ND	(2.2000)	UG/KG (Dry Weight)
				Ethylbenzene	98.0000	(2.2000)	UG/KG (Dry Weight)
				Toluene	ND	(2.2000)	UG/KG (Dry Weight)
				m-Xylene + p-Xylene	9.0000	(2.2000)	UG/KG (Dry Weight)
				o-Xylene	140.0000	(2.2000)	UG/KG (Dry Weight)
	95TCJ002SW	N/A	Water	Benzene	ND	(1.0000)	UG/L
				Ethylbenzene	ND	(1.0000)	UG/L
				Toluene	ND	(1.0000)	UG/L
				m-Xylene + p-Xylene	2.5000	(1.0000)	UG/L
				o-Xylene	3.4000	(1.0000)	UG/L
	95TCJ002SD	0.0-0.5	Sediment	4,4'-DDD	ND	(7.3000)	UG/KG (Dry Weight) M
				4,4'-DDE	ND	(7.3000)	UG/KG (Dry Weight) M
				4,4'-DDT	ND	(7.3000)	UG/KG (Dry Weight) M
				Aldrin	ND	(3.8000)	UG/KG (Dry Weight) M
				Aroclor-1016	ND	(75.0000)	UG/KG (Dry Weight) M
				Aroclor-1221	ND	(150.0000)	UG/KG (Dry Weight) M
				Aroclor-1232	ND	(75.0000)	UG/KG (Dry Weight) M
				Aroclor-1242	ND	(75.0000)	UG/KG (Dry Weight) M
				Aroclor-1248	ND	(75.0000)	UG/KG (Dry Weight) M
				Aroclor-1254	ND	(75.0000)	UG/KG (Dry Weight) M
				Aroclor-1260	ND	(75.0000)	UG/KG (Dry Weight) M
				Chlordane, technical	ND	(75.0000)	UG/KG (Dry Weight) M
				Dieldrin	ND	(7.3000)	UG/KG (Dry Weight) M
				Endosulfan I	ND	(3.8000)	UG/KG (Dry Weight) M
				Endosulfan II	ND	(7.3000)	UG/KG (Dry Weight) J
				Endosulfan sulfate	ND	(7.3000)	UG/KG (Dry Weight) J
				Endrin	ND	(7.3000)	UG/KG (Dry Weight) M
				Endrin aldehyde	ND	(7.3000)	UG/KG (Dry Weight) J
				Heptachlor	ND	(3.8000)	UG/KG (Dry Weight) M

BI = Datum associated with contaminated trip blank or laboratory method blank.
 G = Result affected by non-target hydrocarbons (e.g., diesel influence in GRO analysis).
 I = Chromatographic pattern associated with result is not recognized.
 J = Estimated value; bias unknown.
 M = Result influenced by matrix effects.
 ND = Not detected.

TIN CITY LRRS
Analytical Results Summary
4,000 gal. diesel fuel tank UST #16 (removed) at Weather Station, Bldg. 132

IRP SITE: ST 12c

IRP DESCRIPTION: 4,000 gal. diesel fuel tank UST #16 (removed) at Weather Station, Bldg. 132

Location	Sample ID	Depth(ft)	Matrix	Analyte	Result	MRL	Units
SW/SD J2	95TC1002SD	0.0-0.5	Sediment	Heptachlor epoxide	ND	(3.8000)	UG/KG (Dry Weight) M
				Methoxychlor	ND	(38.0000)	UG/KG (Dry Weight) M
				Toxaphene	ND	(380.0000)	UG/KG (Dry Weight) M
				alpha-BHC	ND	(3.8000)	UG/KG (Dry Weight) M
				beta-BHC	ND	(3.8000)	UG/KG (Dry Weight) M
				delta-BHC	ND	(3.8000)	UG/KG (Dry Weight) M
				gamma-BHC	ND	(3.8000)	UG/KG (Dry Weight) M
				4,4'-DDD	ND	(0.5000)	UG/L
				4,4'-DDE	ND	(0.5000)	UG/L
				4,4'-DDT	ND	(0.5000)	UG/L
				Aldrin	ND	(0.2500)	UG/L
				Aroclor-1016	ND	(5.0000)	UG/L
				Aroclor-1221	ND	(10.0000)	UG/L
				Aroclor-1232	ND	(5.0000)	UG/L
				Aroclor-1242	ND	(5.0000)	UG/L
				Aroclor-1248	ND	(5.0000)	UG/L
				Aroclor-1254	ND	(5.0000)	UG/L
				Aroclor-1260	ND	(5.0000)	UG/L
				Chlordane, technical	ND	(5.0000)	UG/L
				Dieldrin	ND	(0.5000)	UG/L
				Endosulfan I	ND	(0.2500)	UG/L
				Endosulfan II	ND	(0.5000)	UG/L
				Endosulfan sulfate	ND	(0.5000)	UG/L
				Endrin	ND	(0.5000)	UG/L
				Endrin aldehyde	ND	(0.5000)	UG/L
				Endrin ketone	ND	(0.5000)	UG/L
				Heptachlor	ND	(0.2500)	UG/L
				Heptachlor epoxide	ND	(0.2500)	UG/L
				Methoxychlor	ND	(2.5000)	UG/L

BI = Datum associated with contaminated trip blank or laboratory method blank.
 G = Result affected by non-target hydrocarbons (e.g., diesel influence in GRO analysis).
 I = Chromatographic pattern associated with result is not recognized.
 J = Estimated value; bias unknown.
 M = Result influenced by matrix effects.
 ND = Not detected.

TIN CITY LRRS

Analytical Results Summary

4,000 gal. diesel fuel tank UST #16 (removed) at Weather Station, Bldg. 132

IRP SITE: ST 12c

IRP DESCRIPTION: 4,000 gal. diesel fuel tank UST #16 (removed) at Weather Station, Bldg. 132

Location	Sample ID	Depth(ft)	Matrix	Analyte	Result	MRL	Units
SW/SD J2	95TCJ002SW	N/A	Water	Toxaphene	ND	(25.0000)	UG/L
				alpha-BHC	ND	(0.2500)	UG/L
				beta-BHC	ND	(0.2500)	UG/L
				delta-BHC	ND	(0.2500)	UG/L
				gamma-BHC	ND	(0.2500)	UG/L
	95TCJ002SD	0.0-0.5	Sediment	1,2,4-Trichlorobenzene	ND	(730.0000)	UG/KG (Dry Weight)
				1,2-Dichlorobenzene	ND	(730.0000)	UG/KG (Dry Weight)
				1,3-Dichlorobenzene	ND	(730.0000)	UG/KG (Dry Weight)
				1,4-Dichlorobenzene	ND	(730.0000)	UG/KG (Dry Weight)
				2,2'-oxybis(1-Chloropropane)	ND	(730.0000)	UG/KG (Dry Weight)
				2,4,5-Trichlorophenol	ND	(730.0000)	UG/KG (Dry Weight)
				2,4,6-Trichlorophenol	ND	(730.0000)	UG/KG (Dry Weight)
				2,4-Dichlorophenol	ND	(730.0000)	UG/KG (Dry Weight)
				2,4-Dimethylphenol	ND	(730.0000)	UG/KG (Dry Weight)
				2,4-Dinitrophenol	ND	(3600.0000)	UG/KG (Dry Weight)
				2,4-Dinitrotoluene	ND	(730.0000)	UG/KG (Dry Weight)
				2,6-Dinitrotoluene	ND	(730.0000)	UG/KG (Dry Weight)
				2-Chloronaphthalene	ND	(730.0000)	UG/KG (Dry Weight)
				2-Chlorophenol	ND	(730.0000)	UG/KG (Dry Weight)
				2-Methyl-4,6-dinitrophenol	ND	(3600.0000)	UG/KG (Dry Weight)
				2-Methylnaphthalene	ND	(730.0000)	UG/KG (Dry Weight)
				2-Methylphenol	ND	(730.0000)	UG/KG (Dry Weight)
				2-Nitroaniline	ND	(3600.0000)	UG/KG (Dry Weight)
				2-Nitrophenol	ND	(730.0000)	UG/KG (Dry Weight)
				3,3'-Dichlorobenzidine	ND	(1500.0000)	UG/KG (Dry Weight)
				3-Nitroaniline	ND	(3600.0000)	UG/KG (Dry Weight)
				4-Bromophenyl phenyl ether	ND	(730.0000)	UG/KG (Dry Weight)
				4-Chloro-3-methylphenol	ND	(1500.0000)	UG/KG (Dry Weight)
				4-Chloroaniline	ND	(1500.0000)	UG/KG (Dry Weight)

BI = Datum associated with contaminated trip blank or laboratory method blank.

G = Result affected by non-target hydrocarbons (e.g., diesel influence in GRO analysis).

I = Chromatographic pattern associated with result is not recognized.

J = Estimated value; bias unknown.

M = Result influenced by matrix effects.

ND = Not detected.

TIN CITY LRRS
Analytical Results Summary
4,000 gal. diesel fuel tank UST #16 (removed) at Weather Station, Bldg. 132

IRP SITE: ST 12c

IRP DESCRIPTION: 4,000 gal. diesel fuel tank UST #16 (removed) at Weather Station, Bldg. 132

Location	Sample ID	Depth(ft)	Matrix	Analyte	Result	MRL	Units
SW/SD J2	95TC1002SD	0.0-0.5	Sediment	4-Chlorophenyl phenyl ether	ND	(730.0000)	UG/KG (Dry Weight)
				4-Methylphenol	ND	(730.0000)	UG/KG (Dry Weight)
				4-Nitroaniline	ND	(3600.0000)	UG/KG (Dry Weight)
				4-Nitrophenol	ND	(3600.0000)	UG/KG (Dry Weight)
				Acenaphthene	ND	(730.0000)	UG/KG (Dry Weight)
				Acenaphthylene	ND	(730.0000)	UG/KG (Dry Weight)
				Anthracene	ND	(730.0000)	UG/KG (Dry Weight)
				Benz[a]anthracene	ND	(730.0000)	UG/KG (Dry Weight)
				Benzo[a]pyrene	ND	(730.0000)	UG/KG (Dry Weight)
				Benzo[b]fluoranthene	ND	(730.0000)	UG/KG (Dry Weight)
				Benzo[ghi]perylene	ND	(730.0000)	UG/KG (Dry Weight)
				Benzo[k]fluoranthene	ND	(730.0000)	UG/KG (Dry Weight)
				Benzoic acid	ND	(3600.0000)	UG/KG (Dry Weight)
				Benzyl alcohol	ND	(1500.0000)	UG/KG (Dry Weight)
				Benzyl butyl phthalate	ND	(730.0000)	UG/KG (Dry Weight)
				Chrysene	ND	(730.0000)	UG/KG (Dry Weight)
				Di-n-butyl phthalate	ND	(730.0000)	UG/KG (Dry Weight)
				Di-n-octyl phthalate	ND	(730.0000)	UG/KG (Dry Weight)
				Dibenz[a,h]anthracene	ND	(730.0000)	UG/KG (Dry Weight)
				Dibenzofuran	ND	(730.0000)	UG/KG (Dry Weight)
				Diethyl phthalate	ND	(730.0000)	UG/KG (Dry Weight)
				Dimethyl phthalate	ND	(730.0000)	UG/KG (Dry Weight)
				Fluoranthene	ND	(730.0000)	UG/KG (Dry Weight)
				Fluorene	ND	(730.0000)	UG/KG (Dry Weight)
				Hexachlorobenzene	ND	(730.0000)	UG/KG (Dry Weight)
				Hexachlorobutadiene	ND	(730.0000)	UG/KG (Dry Weight)
				Hexachlorocyclopentadiene	ND	(730.0000)	UG/KG (Dry Weight)
				Hexachloroethane	ND	(730.0000)	UG/KG (Dry Weight)
				Indeno[1,2,3-cd]pyrene	ND	(730.0000)	UG/KG (Dry Weight)

BI = Datum associated with contaminated trip blank or laboratory method blank.
G = Result affected by non-target hydrocarbons (e.g., diesel influence in GRO analysis).
I = Chromatographic pattern associated with result is not recognized.
J = Estimated value; bias unknown.
M = Result influenced by matrix effects.
ND = Not detected.

TIN CITY LRRS

Analytical Results Summary

4,000 gal. diesel fuel tank UST #16 (removed) at Weather Station, Bldg. 132

IRP SITE: ST 12c
IRP DESCRIPTION: 4,000 gal. diesel fuel tank UST #16 (removed) at Weather Station, Bldg. 132

Location	Sample ID	Depth(ft)	Matrix	Analyte	Result	MRL	Units
SW/SD J2	95TC1002SD	0.0-0.5	Sediment	Isophorone	ND	(730.0000)	UG/KG (Dry Weight)
				N-Nitrosodi-n-propylamine	ND	(730.0000)	UG/KG (Dry Weight)
				N-Nitrosodiphenylamine	ND	(730.0000)	UG/KG (Dry Weight)
				Naphthalene	ND	(730.0000)	UG/KG (Dry Weight)
				Nitrobenzene	ND	(730.0000)	UG/KG (Dry Weight)
				Pentaachlorophenol	ND	(3600.0000)	UG/KG (Dry Weight)
				Phenanthrene	ND	(730.0000)	UG/KG (Dry Weight)
				Phenol	ND	(730.0000)	UG/KG (Dry Weight)
				Pyrene	ND	(730.0000)	UG/KG (Dry Weight)
				bis(2-Chloroethoxy)methane	ND	(730.0000)	UG/KG (Dry Weight)
				bis(2-Chloroethyl) ether	ND	(730.0000)	UG/KG (Dry Weight)
				bis(2-Ethylhexyl) phthalate	ND	(730.0000)	UG/KG (Dry Weight)
	95TC1002SW	N/A	Water	1,2,4-Trichlorobenzene	ND	(10.0000)	UG/L
				1,2-Dichlorobenzene	ND	(10.0000)	UG/L
				1,3-Dichlorobenzene	ND	(10.0000)	UG/L
				1,4-Dichlorobenzene	ND	(10.0000)	UG/L
				2,2'-oxybis(1-Chloropropane)	ND	(10.0000)	UG/L
				2,4,5-Trichlorophenol	ND	(10.0000)	UG/L
				2,4,6-Trichlorophenol	ND	(10.0000)	UG/L
				2,4-Dichlorophenol	ND	(10.0000)	UG/L
				2,4-Dimethylphenol	ND	(10.0000)	UG/L
				2,4-Dinitrophenol	ND	(50.0000)	UG/L
				2,4-Dinitrotoluene	ND	(10.0000)	UG/L
				2,6-Dinitrotoluene	ND	(10.0000)	UG/L
				2-Chloronaphthalene	ND	(10.0000)	UG/L
				2-Chlorophenol	ND	(10.0000)	UG/L
				2-Methyl-4,6-dinitrophenol	ND	(50.0000)	UG/L
				2-Methylnaphthalene	ND	(10.0000)	UG/L
				2-Methylphenol	ND	(10.0000)	UG/L

BI = Datum associated with contaminated trip blank or laboratory method blank.
 G = Result affected by non-target hydrocarbons (e.g., diesel influence in GRO analysis).
 I = Chromatographic pattern associated with result is not recognized.
 J = Estimated value; bias unknown.
 M = Result influenced by matrix effects.
 ND = Not detected.

TIN CITY LRRS

Analytical Results Summary

4,000 gal. diesel fuel tank UST #16 (removed) at Weather Station, Bldg. 132

IRP SITE: ST 12c
IRP DESCRIPTION: 4,000 gal. diesel fuel tank UST #16 (removed) at Weather Station, Bldg. 132

Location	Sample ID	Depth(ft)	Matrix	Analyte	Result	MRL	Units
SW/SD J2	95TC1002SW	N/A	Water	2-Nitroaniline	ND	(50.0000)	UG/L
				2-Nitrophenol	ND	(10.0000)	UG/L
				3,3'-Dichlorobenzidine	ND	(20.0000)	UG/L
				3-Nitroaniline	ND	(50.0000)	UG/L
				4-Bromophenyl phenyl ether	ND	(10.0000)	UG/L
				4-Chloro-3-methylphenol	ND	(20.0000)	UG/L
				4-Chloroaniline	ND	(20.0000)	UG/L
				4-Chlorophenyl phenyl ether	ND	(10.0000)	UG/L
				4-Methylphenol	19.0000	(10.0000)	UG/L
				4-Nitroaniline	ND	(50.0000)	UG/L
				4-Nitrophenol	ND	(50.0000)	UG/L
				Acenaphthene	ND	(10.0000)	UG/L
				Acenaphthylene	ND	(10.0000)	UG/L
				Anthracene	ND	(10.0000)	UG/L
				Benz[a]anthracene	ND	(10.0000)	UG/L
				Benzo[a]pyrene	ND	(10.0000)	UG/L
				Benzo[b]fluoranthene	ND	(10.0000)	UG/L
				Benzo[g,h,i]perylene	ND	(10.0000)	UG/L
				Benzo[k]fluoranthene	ND	(10.0000)	UG/L
				Benzoic acid	ND	(50.0000)	UG/L
				Benzyl alcohol	ND	(20.0000)	UG/L
				Benzyl butyl phthalate	ND	(10.0000)	UG/L
				Chrysene	ND	(10.0000)	UG/L
				Di-n-butyl phthalate	ND	(10.0000)	UG/L
				Di-n-octyl phthalate	ND	(10.0000)	UG/L
				Dibenz[a,h]anthracene	ND	(10.0000)	UG/L
				Dibenzofuran	ND	(10.0000)	UG/L
				Diethyl phthalate	ND	(10.0000)	UG/L
				Dimethyl phthalate	ND	(10.0000)	UG/L

BI = Datum associated with contaminated trip blank or laboratory method blank.
 G = Result affected by non-target hydrocarbons (e.g., diesel influence in GRO analysis).
 I = Chromatographic pattern associated with result is not recognized.
 J = Estimated value; bias unknown.
 M = Result influenced by matrix effects.
 ND = Not detected.

TIN CITY LRRS

Analytical Results Summary

4,000 gal. diesel fuel tank UST #16 (removed) at Weather Station, Bldg. 132

IRP SITE: ST 12c
IRP DESCRIPTION: 4,000 gal. diesel fuel tank UST #16 (removed) at Weather Station, Bldg. 132

Location	Sample ID	Depth(ft)	Matrix	Analyte	Result	MRL	Units
SW/SD J2	95TC1002SW	N/A	Water	Fluoranthene	ND	(10.0000)	UG/L
				Fluorene	ND	(10.0000)	UG/L
				Hexachlorobenzene	ND	(10.0000)	UG/L
				Hexachlorobutadiene	ND	(10.0000)	UG/L
				Hexachlorocyclopentadiene	ND	(10.0000)	UG/L
				Hexachloroethane	ND	(10.0000)	UG/L
				Indeno[1,2,3-cd]pyrene	ND	(10.0000)	UG/L
				Isophorone	ND	(10.0000)	UG/L
				N-Nitrosodi-n-propylamine	ND	(10.0000)	UG/L
				N-Nitrosodiphenylamine	ND	(10.0000)	UG/L
				Naphthalene	ND	(10.0000)	UG/L
				Nitrobenzene	ND	(10.0000)	UG/L
				Pentachlorophenol	ND	(50.0000)	UG/L
				Phenanthrene	ND	(10.0000)	UG/L
				Phenol	ND	(10.0000)	UG/L
				Pyrene	ND	(10.0000)	UG/L
				bis(2-Chloroethoxy)methane	ND	(10.0000)	UG/L
				bis(2-Chloroethyl) ether	ND	(10.0000)	UG/L
				bis(2-Ethylhexyl) phthalate	ND	(10.0000)	UG/L

BI = Datum associated with contaminated trip blank or laboratory method blank.
 G = Result affected by non-target hydrocarbons (e.g., diesel influence in GRO analysis).
 I = Chromatographic pattern associated with result is not recognized.
 J = Estimated value; bias unknown.
 M = Result influenced by matrix effects.
 ND = Not detected.

TIN CITY LRRS
Analytical Results Summary
Background

IRP SITE: BKG
IRP DESCRIPTION: Background

Location	Sample ID	Depth(ft)	Matrix	Analyte	Result	MRL	Units
SW/SD K1	95TCK001SW	N/A	Water/Pauline	Arsenic	ND	(1.0000)	UG/L
				Barium	ND	(17.0000)	UG/L
				Cadmium	ND	(1.0000)	UG/L
				Chromium	ND	(2.0000)	UG/L
				Lead	ND	(1.0000)	UG/L
				Selenium	ND	(2.0000)	UG/L
				Silver	ND	(3.0000)	UG/L
				Mercury	ND	(0.1000)	UG/L
				4,4'-DDD	ND	(0.0500)	UG/L
				4,4'-DDE	ND	(0.0500)	UG/L
				4,4'-DDT	ND	(0.0500)	UG/L
				Aldrin	ND	(0.0250)	UG/L
				Aroclor-1016	ND	(0.5000)	UG/L
				Aroclor-1221	ND	(1.0000)	UG/L
				Aroclor-1232	ND	(0.5000)	UG/L
				Aroclor-1242	ND	(0.5000)	UG/L
				Aroclor-1248	ND	(0.5000)	UG/L
				Aroclor-1254	ND	(0.5000)	UG/L
				Aroclor-1260	ND	(0.5000)	UG/L
				Chlordane, technical	ND	(0.5000)	UG/L
				Dieldrin	ND	(0.0500)	UG/L
				Endosulfan I	ND	(0.0250)	UG/L
				Endosulfan II	ND	(0.0500)	UG/L
				Endosulfan sulfate	ND	(0.0500)	UG/L
				Endrin	ND	(0.0500)	UG/L
				Endrin aldehyde	ND	(0.0500)	UG/L
				Heptachlor	ND	(0.0250)	UG/L
				Heptachlor epoxide	ND	(0.0250)	UG/L
				Methoxychlor	ND	(0.2500)	UG/L

BI = Datum associated with contaminated trip blank or laboratory method blank.
G = Result affected by non-target hydrocarbons (e.g., diesel influence in GRO analysis).
I = Chromatographic pattern associated with result is not recognized.
J = Estimated value; bias unknown.
M = Result influenced by matrix effects.
ND = Not detected.

TIN CITY LRRS
Analytical Results Summary
Background

IRP SITE: BKG
IRP DESCRIPTION: Background

Location	Sample ID	Depth(ft)	Matrix	Analyte	Result	MRL	Units
SW/SD K1	95TCK001SW	N/A	Water/Pauline	Toxaphene	ND	(2.5000)	UG/L
				alpha-BHC	ND	(0.0250)	UG/L
				beta-BHC	ND	(0.0250)	UG/L
				delta-BHC	ND	(0.0250)	UG/L
				gamma-BHC	ND	(0.0250)	UG/L
				1,1,1,2-Tetrachloroethane	ND	(1.0000)	UG/L
				1,1,1-Trichloroethane	ND	(1.0000)	UG/L
				1,1,2,2-Tetrachloroethane	ND	(1.0000)	UG/L
				1,1,2-Trichloroethane	ND	(1.0000)	UG/L
				1,1-Dichloroethane	ND	(1.0000)	UG/L
				1,1-Dichloroethene	ND	(1.0000)	UG/L
				1,1-Dichloropropene	ND	(1.0000)	UG/L
				1,2,3-Trichlorobenzene	ND	(1.0000)	UG/L
				1,2,3-Trichloropropane	ND	(1.0000)	UG/L
				1,2,4-Trichlorobenzene	ND	(1.0000)	UG/L
				1,2,4-Trimethylbenzene	ND	(1.0000)	UG/L
				1,2-Dibromo-3-chloropropane	ND	(1.0000)	UG/L
				1,2-Dibromoethane	ND	(1.0000)	UG/L
				1,2-Dichlorobenzene	ND	(1.0000)	UG/L
				1,2-Dichloroethane	ND	(1.0000)	UG/L
				1,2-Dichloropropane	ND	(1.0000)	UG/L
				1,3,5-Trimethylbenzene	ND	(1.0000)	UG/L
				1,3-Dichlorobenzene	ND	(1.0000)	UG/L
				1,3-Dichloropropane	ND	(1.0000)	UG/L
				1,4-Dichlorobenzene	ND	(1.0000)	UG/L
				1-Chlorohexane	ND	(1.0000)	UG/L
				2,2-Dichloropropane	ND	(1.0000)	UG/L
				2-Chlorotoluene	ND	(1.0000)	UG/L
				4-Chlorotoluene	ND	(1.0000)	UG/L

BI = Datum associated with contaminated trip blank or laboratory method blank.
G = Result affected by non-target hydrocarbons (e.g., diesel influence in GRO analysis).
I = Chromatographic pattern associated with result is not recognized.
J = Estimated value; bias unknown.
M = Result influenced by matrix effects.
ND = Not detected.

TIN CITY LRRS
Analytical Results Summary
Background

IRP SITE: BKG

IRP DESCRIPTION: Background

Location	Sample ID	Depth(ft)	Matrix	Analyte	Result	MRL	Units
SW/SD K1	95TCK001SW	N/A	Water/Pauline	Benzene	ND	(1.0000)	UG/L
				Bromobenzene	ND	(1.0000)	UG/L
				Bromochloromethane	ND	(1.0000)	UG/L
				Bromodichloromethane	ND	(1.0000)	UG/L
				Bromoform	ND	(1.0000)	UG/L
				Bromomethane	ND	(1.0000)	UG/L
				Carbon tetrachloride	ND	(1.0000)	UG/L
				Chlorobenzene	ND	(1.0000)	UG/L
				Chloroethane	ND	(1.0000)	UG/L
				Chloroform	ND	(1.0000)	UG/L
				Chloromethane	ND	(1.0000)	UG/L
				Dibromochloromethane	ND	(1.0000)	UG/L
				Dibromomethane	ND	(1.0000)	UG/L
				Dichlorodifluoromethane	ND	(1.0000)	UG/L
				Ethylbenzene	ND	(1.0000)	UG/L
				Hexachlorobutadiene	ND	(1.0000)	UG/L
				Isopropylbenzene	ND	(1.0000)	UG/L
				Methylene chloride	ND	(1.0000)	UG/L
				Naphthalene	ND	(1.0000)	UG/L
				Styrene	ND	(1.0000)	UG/L
				Tetrachloroethene	ND	(1.0000)	UG/L
				Toluene	ND	(1.0000)	UG/L
				Trichloroethene	ND	(1.0000)	UG/L
				Trichlorofluoromethane	ND	(1.0000)	UG/L
				Vinyl chloride	ND	(1.0000)	UG/L
				Xylenes, total	ND	(1.0000)	UG/L
				cis-1,2-Dichloroethene	ND	(1.0000)	UG/L
				cis-1,3-Dichloropropene	ND	(1.0000)	UG/L
				n-Butylbenzene	ND	(1.0000)	UG/L

BI = Datum associated with contaminated trip blank or laboratory method blank.
 G = Result affected by non-target hydrocarbons (e.g., diesel influence in GRO analysis).
 I = Chromatographic pattern associated with result is not recognized.
 J = Estimated value; bias unknown.
 M = Result influenced by matrix effects.
 ND = Not detected.

TIN CITY LRRS
Analytical Results Summary
Background

IRP SITE: BKG

IRP DESCRIPTION: Background

Location	Sample ID	Depth(ft)	Matrix	Analyte	Result	MRL	Units
SW/SD K1	95TCK001SW	N/A	Water/Pauline	n-Propylbenzene	ND	(1.0000)	UG/L
				p-Isopropyltoluene	ND	(1.0000)	UG/L
				sec-Butylbenzene	ND	(1.0000)	UG/L
				tert-Butylbenzene	ND	(1.0000)	UG/L
				trans-1,2-Dichloroethene	ND	(1.0000)	UG/L
				trans-1,3-Dichloropropene	ND	(1.0000)	UG/L
				1,2,4-Trichlorobenzene	ND	(10.0000)	UG/L
				1,2-Dichlorobenzene	ND	(10.0000)	UG/L
				1,3-Dichlorobenzene	ND	(10.0000)	UG/L
				1,4-Dichlorobenzene	ND	(10.0000)	UG/L
				2,2'-oxybis(1-Chloropropane)	ND	(10.0000)	UG/L
				2,4,5-Trichlorophenol	ND	(10.0000)	UG/L
				2,4,6-Trichlorophenol	ND	(10.0000)	UG/L
				2,4-Dichlorophenol	ND	(10.0000)	UG/L
				2,4-Dimethylphenol	ND	(10.0000)	UG/L
				2,4-Dinitrophenol	ND	(50.0000)	UG/L
				2,4-Dinitrotoluene	ND	(10.0000)	UG/L
				2,6-Dinitrotoluene	ND	(10.0000)	UG/L
				2-Chloronaphthalene	ND	(10.0000)	UG/L
				2-Chlorophenol	ND	(10.0000)	UG/L
				2-Methyl-4,6-dinitrophenol	ND	(50.0000)	UG/L
				2-Methylnaphthalene	ND	(10.0000)	UG/L
				2-Methylphenol	ND	(10.0000)	UG/L
				2-Nitroaniline	ND	(50.0000)	UG/L
				2-Nitrophenol	ND	(10.0000)	UG/L
				3,3'-Dichlorobenzidine	ND	(20.0000)	UG/L
				3-Nitroaniline	ND	(50.0000)	UG/L
				4-Bromophenyl phenyl ether	ND	(10.0000)	UG/L
				4-Chloro-3-methylphenol	ND	(20.0000)	UG/L

BI = Datum associated with contaminated trip blank or laboratory method blank.
 G = Result affected by non-target hydrocarbons (e.g., diesel influence in GRO analysis).
 I = Chromatographic pattern associated with result is not recognized.
 J = Estimated value; bias unknown.
 M = Result influenced by matrix effects.
 ND = Not detected.

TIN CITY LRRS
Analytical Results Summary
Background

IRP SITE: BKG

IRP DESCRIPTION: Background

Location	Sample ID	Depth(ft)	Matrix	Analyte	Result	MRL	Units
SW/SD K1	95TCK001SW	N/A	Water/Pauline	4-Chloroaniline	ND	(20.0000)	UG/L
				4-Chlorophenyl phenyl ether	ND	(10.0000)	UG/L
				4-Methylphenol	ND	(10.0000)	UG/L
				4-Nitroaniline	ND	(50.0000)	UG/L
				4-Nitrophenol	ND	(50.0000)	UG/L
				Acenaphthene	ND	(10.0000)	UG/L
				Acenaphthylene	ND	(10.0000)	UG/L
				Anthracene	ND	(10.0000)	UG/L
				Benzo[a]anthracene	ND	(10.0000)	UG/L
				Benzo[a]pyrene	ND	(10.0000)	UG/L
				Benzo[b]fluoranthene	ND	(10.0000)	UG/L
				Benzo[g,h,i]perylene	ND	(10.0000)	UG/L
				Benzo[k]fluoranthene	ND	(10.0000)	UG/L
				Benzoic acid	ND	(50.0000)	UG/L
				Benzyl alcohol	ND	(20.0000)	UG/L
				Benzyl butyl phthalate	ND	(10.0000)	UG/L
				Chrysene	ND	(10.0000)	UG/L
				Di-n-butyl phthalate	ND	(10.0000)	UG/L
				Di-n-octyl phthalate	ND	(10.0000)	UG/L
				Dibenz[a,h]anthracene	ND	(10.0000)	UG/L
				Dibenzofuran	ND	(10.0000)	UG/L
				Diethyl phthalate	ND	(10.0000)	UG/L
				Dimethyl phthalate	ND	(10.0000)	UG/L
				Fluoranthene	ND	(10.0000)	UG/L
				Fluorene	ND	(10.0000)	UG/L
				Hexachlorobenzene	ND	(10.0000)	UG/L
				Hexachlorobutadiene	ND	(10.0000)	UG/L
				Hexachlorocyclopentadiene	ND	(10.0000)	UG/L
				Hexachloroethane	ND	(10.0000)	UG/L

BI = Datum associated with contaminated trip blank or laboratory method blank.
 G = Result affected by non-target hydrocarbons (e.g., diesel influence in GRO analysis).
 I = Chromatographic pattern associated with result is not recognized.
 J = Estimated value; bias unknown.
 M = Result influenced by matrix effects.
 ND = Not detected.

TIN CITY LRRS
Analytical Results Summary
Background

IRP SITE: BKG

IRP DESCRIPTION: Background

Location	Sample ID	Depth(ft)	Matrix	Analyte	Result	MRL	Units
SW/SD K1	95TCK001SW	N/A	Water/Pauline	Indeno[1,2,3-cd]pyrene	ND	(10.0000)	UG/L
				Isophorone	ND	(10.0000)	UG/L
				N-Nitrosodi-n-propylamine	ND	(10.0000)	UG/L
				N-Nitrosodiphenylamine	ND	(10.0000)	UG/L
				Naphthalene	ND	(10.0000)	UG/L
				Nitrobenzene	ND	(10.0000)	UG/L
				Pentachlorophenol	ND	(50.0000)	UG/L
				Phenanthrene	ND	(10.0000)	UG/L
				Phenol	ND	(10.0000)	UG/L
				Pyrene	ND	(10.0000)	UG/L
				bis(2-Chloroethoxy)methane	ND	(10.0000)	UG/L
				bis(2-Chloroethyl) ether	ND	(10.0000)	UG/L
				bis(2-Ethylhexyl) phthalate	ND	(10.0000)	UG/L
SW/SD K2	95TCK002SW	N/A	Water/Cape Creek	Arsenic	7.4000	(1.0000)	UG/L
				Barium	150.0000	(17.0000)	UG/L
				Cadmium	ND	(1.0000)	UG/L
				Chromium	25.8000	(2.0000)	UG/L
				Lead	9.4000	(1.0000)	UG/L
				Selenium	2.6000	(2.0000)	UG/L
				Silver	ND	(3.0000)	UG/L
				Mercury	ND	(0.1000)	UG/L
				4,4'-DDD	ND	(0.0500)	UG/L
				4,4'-DDE	ND	(0.0500)	UG/L
				4,4'-DDT	ND	(0.0500)	UG/L
				Aldrin	ND	(0.0250)	UG/L
				Aroclor-1016	ND	(0.5000)	UG/L
				Aroclor-1221	ND	(1.0000)	UG/L
				Aroclor-1232	ND	(0.5000)	UG/L
				Aroclor-1242	ND	(0.5000)	UG/L

BI = Datum associated with contaminated trip blank or laboratory method blank.
 G = Result affected by non-target hydrocarbons (e.g., diesel influence in GRO analysis).
 I = Chromatographic pattern associated with result is not recognized.
 J = Estimated value; bias unknown.
 M = Result influenced by matrix effects.
 ND = Not detected.

TIN CITY LRRS
Analytical Results Summary
Background

IRP SITE: BKG
IRP DESCRIPTION: Background

Location	Sample ID	Depth(ft)	Matrix	Analyte	Result	MRL	Units
SW/SD K2	95TCK002SW	N/A	Water/Cape Creek	Aroclor-1248	ND	(0.5000)	UG/L
				Aroclor-1254	ND	(0.5000)	UG/L
				Aroclor-1260	ND	(0.5000)	UG/L
				Chlordane, technical	ND	(0.5000)	UG/L
				Dieldrin	ND	(0.0500)	UG/L
				Endosulfan I	ND	(0.0250)	UG/L
				Endosulfan II	ND	(0.0500)	UG/L
				Endosulfan sulfate	ND	(0.0500)	UG/L
				Endrin	ND	(0.0500)	UG/L
				Endrin aldehyde	ND	(0.0500)	UG/L
				Heptachlor	ND	(0.0250)	UG/L
				Heptachlor epoxide	ND	(0.0250)	UG/L
				Methoxychlor	ND	(0.2500)	UG/L
				Toxaphene	ND	(2.5000)	UG/L
				alpha-BHC	ND	(0.0250)	UG/L
				beta-BHC	ND	(0.0250)	UG/L
				delta-BHC	ND	(0.0250)	UG/L
				gamma-BHC	ND	(0.0250)	UG/L
				1,1,1,2-Tetrachloroethane	ND	(1.0000)	UG/L
				1,1,1-Trichloroethane	ND	(1.0000)	UG/L
				1,1,2,2-Tetrachloroethane	ND	(1.0000)	UG/L
				1,1,2-Trichloroethane	ND	(1.0000)	UG/L
				1,1-Dichloroethane	ND	(1.0000)	UG/L
				1,1-Dichloroethene	ND	(1.0000)	UG/L
				1,1-Dichloropropene	ND	(1.0000)	UG/L
				1,2,3-Trichlorobenzene	ND	(1.0000)	UG/L
				1,2,3-Trichloropropane	ND	(1.0000)	UG/L
				1,2,4-Trichlorobenzene	ND	(1.0000)	UG/L
				1,2,4-Trimethylbenzene	ND	(1.0000)	UG/L

BI = Datum associated with contaminated trip blank or laboratory method blank.
G = Result affected by non-target hydrocarbons (e.g., diesel influence in GRO analysis).
I = Chromatographic pattern associated with result is not recognized.
J = Estimated value; bias unknown.
M = Result influenced by matrix effects.
ND = Not detected.

TIN CITY LRRS
Analytical Results Summary
Background

IRP SITE: BKG

IRP DESCRIPTION: Background

Location	Sample ID	Depth(ft)	Matrix	Analyte	Result	MRL	Units
SW/SD K2	95TCK002SW	N/A	Water/Cape Creek	1,2-Dibromo-3-chloropropane	ND	(1.0000)	UG/L
				1,2-Dibromoethane	ND	(1.0000)	UG/L
				1,2-Dichlorobenzene	ND	(1.0000)	UG/L
				1,2-Dichloroethane	ND	(1.0000)	UG/L
				1,2-Dichloropropane	ND	(1.0000)	UG/L
				1,3,5-Trimethylbenzene	ND	(1.0000)	UG/L
				1,3-Dichlorobenzene	ND	(1.0000)	UG/L
				1,3-Dichloropropane	ND	(1.0000)	UG/L
				1,4-Dichlorobenzene	ND	(1.0000)	UG/L
				1-Chlorohexane	ND	(1.0000)	UG/L
				2,2-Dichloropropane	ND	(1.0000)	UG/L
				2-Chlorotoluene	ND	(1.0000)	UG/L
				4-Chlorotoluene	ND	(1.0000)	UG/L
				Benzene	ND	(1.0000)	UG/L
				Bromobenzene	ND	(1.0000)	UG/L
				Bromochloromethane	ND	(1.0000)	UG/L
				Bromodichloromethane	ND	(1.0000)	UG/L
				Bromoform	ND	(1.0000)	UG/L
				Bromomethane	ND	(1.0000)	UG/L
				Carbon tetrachloride	ND	(1.0000)	UG/L
				Chlorobenzene	ND	(1.0000)	UG/L
				Chloroethane	ND	(1.0000)	UG/L
				Chloroform	ND	(1.0000)	UG/L
				Chloromethane	ND	(1.0000)	UG/L
				Dibromochloromethane	ND	(1.0000)	UG/L
				Dibromomethane	ND	(1.0000)	UG/L
				Dichlorodifluoromethane	ND	(1.0000)	UG/L
				Ethylbenzene	ND	(1.0000)	UG/L
				Hexachlorobutadiene	ND	(1.0000)	UG/L

BI = Datum associated with contaminated trip blank or laboratory method blank.

G = Result affected by non-target hydrocarbons (e.g., diesel influence in GRO analysis).

I = Chromatographic pattern associated with result is not recognized.

J = Estimated value; bias unknown.

M = Result influenced by matrix effects.

ND = Not detected.

TIN CITY LRRS
Analytical Results Summary
Background

IRP SITE: BKG
IRP DESCRIPTION: Background

Location	Sample ID	Depth(ft)	Matrix	Analyte	Result	MRL	Units
SW/SD K2	95TCK002SW	N/A	Water/Cape Creek	Isopropylbenzene	ND	(1.0000)	UG/L
				Methylene chloride	ND	(1.0000)	UG/L
				Naphthalene	ND	(1.0000)	UG/L
				Styrene	ND	(1.0000)	UG/L
				Tetrachloroethene	ND	(1.0000)	UG/L
				Toluene	ND	(1.0000)	UG/L
				Trichloroethene	ND	(1.0000)	UG/L
				Trichlorofluoromethane	ND	(1.0000)	UG/L
				Vinyl chloride	ND	(1.0000)	UG/L
				Xylenes, total	ND	(1.0000)	UG/L
				cis-1,2-Dichloroethene	ND	(1.0000)	UG/L
				cis-1,3-Dichloropropene	ND	(1.0000)	UG/L
				n-Butylbenzene	ND	(1.0000)	UG/L
				n-Propylbenzene	ND	(1.0000)	UG/L
				p-Isopropyltoluene	ND	(1.0000)	UG/L
				sec-Butylbenzene	ND	(1.0000)	UG/L
				tert-Butylbenzene	ND	(1.0000)	UG/L
				trans-1,2-Dichloroethene	ND	(1.0000)	UG/L
				trans-1,3-Dichloropropene	ND	(1.0000)	UG/L
				1,2,4-Trichlorobenzene	ND	(10.0000)	UG/L
				1,2-Dichlorobenzene	ND	(10.0000)	UG/L
				1,3-Dichlorobenzene	ND	(10.0000)	UG/L
				1,4-Dichlorobenzene	ND	(10.0000)	UG/L
				2,2'-oxybis(1-Chloropropane)	ND	(10.0000)	UG/L
				2,4,5-Trichlorophenol	ND	(10.0000)	UG/L
				2,4,6-Trichlorophenol	ND	(10.0000)	UG/L
				2,4-Dichlorophenol	ND	(10.0000)	UG/L
				2,4-Dimethylphenol	ND	(10.0000)	UG/L
				2,4-Dinitrophenol	ND	(50.0000)	UG/L

BI = Datum associated with contaminated trip blank or laboratory method blank.
G = Result affected by non-target hydrocarbons (e.g., diesel influence in GRO analysis).
I = Chromatographic pattern associated with result is not recognized.
J = Estimated value; bias unknown.
M = Result influenced by matrix effects.
ND = Not detected.

TIN CITY LRRS
Analytical Results Summary
Background

IRP SITE: BKG		IRP DESCRIPTION: Background					
Location	Sample ID	Depth(ft)	Matrix	Analyte	Result	MRL	Units
SW/SD K2	95TCK002SW	N/A	Water/Cape Creek	2,4-Dinitrotoluene	ND	(10.0000)	UG/L
				2,6-Dinitrotoluene	ND	(10.0000)	UG/L
				2-Chloronaphthalene	ND	(10.0000)	UG/L
				2-Chlorophenol	ND	(10.0000)	UG/L
				2-Methyl-4,6-dinitrophenol	ND	(50.0000)	UG/L
				2-Methylnaphthalene	ND	(10.0000)	UG/L
				2-Methylphenol	ND	(10.0000)	UG/L
				2-Nitroaniline	ND	(50.0000)	UG/L
				2-Nitrophenol	ND	(10.0000)	UG/L
				3,3'-Dichlorobenzidine	ND	(20.0000)	UG/L
				3-Nitroaniline	ND	(50.0000)	UG/L
				4-Bromophenyl phenyl ether	ND	(10.0000)	UG/L
				4-Chloro-3-methylphenol	ND	(20.0000)	UG/L
				4-Chloroaniline	ND	(20.0000)	UG/L
				4-Chlorophenyl phenyl ether	ND	(10.0000)	UG/L
				4-Methylphenol	ND	(10.0000)	UG/L
				4-Nitroaniline	ND	(50.0000)	UG/L
				4-Nitrophenol	ND	(50.0000)	UG/L
				Acenaphthene	ND	(10.0000)	UG/L
				Acenaphthylene	ND	(10.0000)	UG/L
				Anthracene	ND	(10.0000)	UG/L
				Benz[a]anthracene	ND	(10.0000)	UG/L
				Benzo[a]pyrene	ND	(10.0000)	UG/L
				Benzo[b]fluoranthene	ND	(10.0000)	UG/L
				Benzo[g,h,i]perylene	ND	(10.0000)	UG/L
				Benzo[k]fluoranthene	ND	(10.0000)	UG/L
				Benzoic acid	ND	(50.0000)	UG/L
				Benzyl alcohol	ND	(20.0000)	UG/L
				Benzyl butyl phthalate	ND	(10.0000)	UG/L

BI = Datum associated with contaminated trip blank or laboratory method blank.
 G = Result affected by non-target hydrocarbons (e.g., diesel influence in GRO analysis).
 I = Chromatographic pattern associated with result is not recognized.
 J = Estimated value; bias unknown.
 M = Result influenced by matrix effects.
 ND = Not detected.

TIN CITY LRRS
Analytical Results Summary
Background

IRP SITE: BKG

IRP DESCRIPTION: Background

Location	Sample ID	Depth(ft)	Matrix	Analyte	Result	MRL	Units
SW/SD K2	95TCK002SW	N/A	Water/Cape Creek	Chrysene	ND	(10.0000)	UG/L
				Di-n-butyl phthalate	ND	(10.0000)	UG/L
				Di-n-octyl phthalate	ND	(10.0000)	UG/L
				Dibenz[a,h]anthracene	ND	(10.0000)	UG/L
				Dibenzofuran	ND	(10.0000)	UG/L
				Diethyl phthalate	ND	(10.0000)	UG/L
				Dimethyl phthalate	ND	(10.0000)	UG/L
				Fluoranthene	ND	(10.0000)	UG/L
				Fluorene	ND	(10.0000)	UG/L
				Hexachlorobenzene	ND	(10.0000)	UG/L
				Hexachlorobutadiene	ND	(10.0000)	UG/L
				Hexachlorocyclopentadiene	ND	(10.0000)	UG/L
				Hexachloroethane	ND	(10.0000)	UG/L
				Indeno[1,2,3-cd]pyrene	ND	(10.0000)	UG/L
				Isophorone	ND	(10.0000)	UG/L
				N-Nitrosodi-n-propylamine	ND	(10.0000)	UG/L
				N-Nitrosodiphenylamine	ND	(10.0000)	UG/L
				Naphthalene	ND	(10.0000)	UG/L
				Nitrobenzene	ND	(10.0000)	UG/L
				Pentachlorophenol	ND	(50.0000)	UG/L
				Phenanthrene	ND	(10.0000)	UG/L
				Phenol	ND	(10.0000)	UG/L
				Pyrene	ND	(10.0000)	UG/L
				bis(2-Chloroethoxy)methane	ND	(10.0000)	UG/L
				bis(2-Chloroethyl) ether	ND	(10.0000)	UG/L
				bis(2-Ethylhexyl) phthalate	ND	(10.0000)	UG/L
SW/SD K3	95TCK003SW	N/A	Water/Lake	Arsenic	ND	(1.0000)	UG/L
				Barium	ND	(17.0000)	UG/L
				Cadmium	ND	(1.0000)	UG/L

BI = Datum associated with contaminated trip blank or laboratory method blank.

G = Result affected by non-target hydrocarbons (e.g., diesel influence in GRO analysis).

I = Chromatographic pattern associated with result is not recognized.

J = Estimated value; bias unknown.

M = Result influenced by matrix effects.

ND = Not detected.

TIN CITY LRRS
Analytical Results Summary
Background

IRP SITE: BKG

IRP DESCRIPTION: Background

Location	Sample ID	Depth(ft)	Matrix	Analyte	Result	MRL	Units
SW/SD K3	95TCK003SW	N/A	Water/Lake	Chromium	ND	(2.0000)	UG/L
				Lead	1.3000	(1.0000)	UG/L
				Selenium	ND	(2.0000)	UG/L
				Silver	ND	(3.0000)	UG/L
				Mercury	ND	(0.1000)	UG/L
				4,4'-DDD	ND	(0.0500)	UG/L
				4,4'-DDE	ND	(0.0500)	UG/L
				4,4'-DDT	ND	(0.0500)	UG/L
				Aldrin	ND	(0.0250)	UG/L
				Aroclor-1016	ND	(0.5000)	UG/L
				Aroclor-1221	ND	(1.0000)	UG/L
				Aroclor-1232	ND	(0.5000)	UG/L
				Aroclor-1242	ND	(0.5000)	UG/L
				Aroclor-1248	ND	(0.5000)	UG/L
				Aroclor-1254	ND	(0.5000)	UG/L
				Aroclor-1260	ND	(0.5000)	UG/L
				Chlordane, technical	ND	(0.5000)	UG/L
				Dieldrin	ND	(0.0500)	UG/L
				Endosulfan I	ND	(0.0250)	UG/L
				Endosulfan II	ND	(0.0500)	UG/L
				Endosulfan sulfate	ND	(0.0500)	UG/L
				Endrin	ND	(0.0500)	UG/L
				Endrin aldehyde	ND	(0.0500)	UG/L
				Heptachlor	ND	(0.0250)	UG/L
				Heptachlor epoxide	ND	(0.0250)	UG/L
				Methoxychlor	ND	(0.2500)	UG/L
				Toxaphene	ND	(2.5000)	UG/L
				alpha-BHC	ND	(0.0250)	UG/L
				beta-BHC	ND	(0.0250)	UG/L

BI = Datum associated with contaminated trip blank or laboratory method blank.
 G = Result affected by non-target hydrocarbons (e.g., diesel influence in GRO analysis).
 I = Chromatographic pattern associated with result is not recognized.
 J = Estimated value; bias unknown.
 M = Result influenced by matrix effects.
 ND = Not detected.

TIN CITY LRRS
Analytical Results Summary
Background

IRP SITE: BKG
IRP DESCRIPTION: Background

Location	Sample ID	Depth(ft)	Matrix	Analyte	Result	MRL	Units
SW/SD K3	95TCK003SW	N/A	Water/Lake	delta-BHC	ND	(0.0250)	UG/L
				gamma-BHC	ND	(0.0250)	UG/L
				1,1,1,2-Tetrachloroethane	ND	(1.0000)	UG/L
				1,1,1-Trichloroethane	ND	(1.0000)	UG/L
				1,1,2,2-Tetrachloroethane	ND	(1.0000)	UG/L
				1,1,2-Trichloroethane	ND	(1.0000)	UG/L
				1,1-Dichloroethane	ND	(1.0000)	UG/L
				1,1-Dichloroethene	ND	(1.0000)	UG/L
				1,1-Dichloropropene	ND	(1.0000)	UG/L
				1,2,3-Trichlorobenzene	ND	(1.0000)	UG/L
				1,2,3-Trichloropropane	ND	(1.0000)	UG/L
				1,2,4-Trichlorobenzene	ND	(1.0000)	UG/L
				1,2,4-Trimethylbenzene	ND	(1.0000)	UG/L
				1,2-Dibromo-3-chloropropane	ND	(1.0000)	UG/L
				1,2-Dibromoethane	ND	(1.0000)	UG/L
				1,2-Dichlorobenzene	ND	(1.0000)	UG/L
				1,2-Dichloroethane	ND	(1.0000)	UG/L
				1,2-Dichloropropane	ND	(1.0000)	UG/L
				1,3,5-Trimethylbenzene	ND	(1.0000)	UG/L
				1,3-Dichlorobenzene	ND	(1.0000)	UG/L
				1,3-Dichloropropane	ND	(1.0000)	UG/L
				1,4-Dichlorobenzene	ND	(1.0000)	UG/L
				1-Chlorohexane	ND	(1.0000)	UG/L
				2,2-Dichloropropane	ND	(1.0000)	UG/L
				2-Chlorotoluene	ND	(1.0000)	UG/L
				4-Chlorotoluene	ND	(1.0000)	UG/L
				Benzene	ND	(1.0000)	UG/L
				Bromobenzene	ND	(1.0000)	UG/L
				Bromochloromethane	ND	(1.0000)	UG/L

BI = Datum associated with contaminated trip blank or laboratory method blank.
G = Result affected by non-target hydrocarbons (e.g., diesel influence in GRO analysis).
I = Chromatographic pattern associated with result is not recognized.
J = Estimated value; bias unknown.
M = Result influenced by matrix effects.
ND = Not detected.

TIN CITY LRSS
Analytical Results Summary
Background

IRP SITE: BKG
IRP DESCRIPTION: Background

Location	Sample ID	Depth(ft)	Matrix	Analyte	Result	MRL	Units
SW/SD K3	95TCK003SW	N/A	Water/Lake	Bromodichloromethane	ND	(1.0000)	UG/L
				Bromoform	ND	(1.0000)	UG/L
				Bromomethane	ND	(1.0000)	UG/L
				Carbon tetrachloride	ND	(1.0000)	UG/L
				Chlorobenzene	ND	(1.0000)	UG/L
				Chloroethane	ND	(1.0000)	UG/L
				Chloroform	ND	(1.0000)	UG/L
				Chloromethane	ND	(1.0000)	UG/L
				Dibromochloromethane	ND	(1.0000)	UG/L
				Dibromomethane	ND	(1.0000)	UG/L
				Dichlorodifluoromethane	ND	(1.0000)	UG/L
				Ethylbenzene	ND	(1.0000)	UG/L
				Hexachlorobutadiene	ND	(1.0000)	UG/L
				Isopropylbenzene	ND	(1.0000)	UG/L
				Methylene chloride	ND	(1.0000)	UG/L
				Naphthalene	ND	(1.0000)	UG/L
				Styrene	ND	(1.0000)	UG/L
				Tetrachloroethene	ND	(1.0000)	UG/L
				Toluene	ND	(1.0000)	UG/L
				Trichloroethene	ND	(1.0000)	UG/L
				Trichlorofluoromethane	ND	(1.0000)	UG/L
				Vinyl chloride	ND	(1.0000)	UG/L
				Xylenes, total	ND	(1.0000)	UG/L
				cis-1,2-Dichloroethene	ND	(1.0000)	UG/L
				cis-1,3-Dichloropropene	ND	(1.0000)	UG/L
				n-Butylbenzene	ND	(1.0000)	UG/L
				n-Propylbenzene	ND	(1.0000)	UG/L
				p-Isopropyltoluene	ND	(1.0000)	UG/L
				sec-Butylbenzene	ND	(1.0000)	UG/L

BI = Datum associated with contaminated trip blank or laboratory method blank.

G = Result affected by non-target hydrocarbons (e.g., diesel influence in GRO analysis).

I = Chromatographic pattern associated with result is not recognized.

J = Estimated value; bias unknown.
M = Result influenced by matrix effects.
ND = Not detected.

TIN CITY LRRS
Analytical Results Summary
Background

IRP SITE: BKG

IRP DESCRIPTION: Background

Location	Sample ID	Depth(ft)	Matrix	Analyte	Result	MRL	Units
SW/SD K3	95TCK003SW	N/A	Water/Lake	tert-Butylbenzene	ND	(1.0000)	UG/L
				trans-1,2-Dichloroethene	ND	(1.0000)	UG/L
				trans-1,3-Dichloropropene	ND	(1.0000)	UG/L
				1,2,4-Trichlorobenzene	ND	(10.0000)	UG/L
				1,2-Dichlorobenzene	ND	(10.0000)	UG/L
				1,3-Dichlorobenzene	ND	(10.0000)	UG/L
				1,4-Dichlorobenzene	ND	(10.0000)	UG/L
				2,2'-oxybis(1-Chloropropane)	ND	(10.0000)	UG/L
				2,4,5-Trichlorophenol	ND	(10.0000)	UG/L
				2,4,6-Trichlorophenol	ND	(10.0000)	UG/L
				2,4-Dichlorophenol	ND	(10.0000)	UG/L
				2,4-Dimethylphenol	ND	(10.0000)	UG/L
				2,4-Dinitrophenol	ND	(50.0000)	UG/L
				2,4-Dinitrotoluene	ND	(10.0000)	UG/L
				2,6-Dinitrotoluene	ND	(10.0000)	UG/L
				2-Chloronaphthalene	ND	(10.0000)	UG/L
				2-Chlorophenol	ND	(10.0000)	UG/L
				2-Methyl-4,6-dinitrophenol	ND	(50.0000)	UG/L
				2-Methylnaphthalene	ND	(10.0000)	UG/L
				2-Methylphenol	ND	(10.0000)	UG/L
				2-Nitroaniline	ND	(50.0000)	UG/L
				2-Nitrophenol	ND	(10.0000)	UG/L
				3,3'-Dichlorobenzidine	ND	(20.0000)	UG/L
				3-Nitroaniline	ND	(50.0000)	UG/L
				4-Bromophenyl phenyl ether	ND	(10.0000)	UG/L
				4-Chloro-3-methylphenol	ND	(20.0000)	UG/L
				4-Chloroaniline	ND	(20.0000)	UG/L
				4-Chlorophenyl phenyl ether	ND	(10.0000)	UG/L
				4-Methylphenol	ND	(10.0000)	UG/L

BI = Datum associated with contaminated trip blank or laboratory method blank.

G = Result affected by non-target hydrocarbons (e.g., diesel influence in GRO analysis).

I = Chromatographic pattern associated with result is not recognized.

J = Estimated value; bias unknown.

M = Result influenced by matrix effects.

ND = Not detected.

TIN CITY LRRS
Analytical Results Summary
Background

IRP SITE: BKG

IRP DESCRIPTION: Background

Location	Sample ID	Depth(ft)	Matrix	Analyte	Result	MRL	Units
SW/SD K3	95TCK003SW	N/A	Water/Lake	4-Nitroaniline	ND	(50.0000)	UG/L
				4-Nitrophenol	ND	(50.0000)	UG/L
				Acenaphthene	ND	(10.0000)	UG/L
				Acenaphthylene	ND	(10.0000)	UG/L
				Anthracene	ND	(10.0000)	UG/L
				Benz[a]anthracene	ND	(10.0000)	UG/L
				Benzo[a]pyrene	ND	(10.0000)	UG/L
				Benzo[b]fluoranthene	ND	(10.0000)	UG/L
				Benzo[g,h,i]perylene	ND	(10.0000)	UG/L
				Benzo[k]fluoranthene	ND	(10.0000)	UG/L
				Benzoic acid	6.0000	(50.0000)	UG/L
				Benzyl alcohol	ND	(20.0000)	UG/L
				Benzyl butyl phthalate	ND	(10.0000)	UG/L
				Chrysene	ND	(10.0000)	UG/L
				Di-n-butyl phthalate	ND	(10.0000)	UG/L
				Di-n-octyl phthalate	ND	(10.0000)	UG/L
				Dibenz[a,h]anthracene	ND	(10.0000)	UG/L
				Dibenzofuran	ND	(10.0000)	UG/L
				Diethyl phthalate	ND	(10.0000)	UG/L
				Dimethyl phthalate	ND	(10.0000)	UG/L
				Fluoranthene	ND	(10.0000)	UG/L
				Fluorene	ND	(10.0000)	UG/L
				Hexachlorobenzene	ND	(10.0000)	UG/L
				Hexachlorobutadiene	ND	(10.0000)	UG/L
				Hexachlorocyclopentadiene	ND	(10.0000)	UG/L
				Hexachloroethane	ND	(10.0000)	UG/L
				Indeno[1,2,3-cd]pyrene	ND	(10.0000)	UG/L
				Isophorone	ND	(10.0000)	UG/L
				N-Nitrosodi-n-propylamine	ND	(10.0000)	UG/L

BI = Datum associated with contaminated trip blank or laboratory method blank.

G = Result affected by non-target hydrocarbons (e.g., diesel influence in GRO analysis).

I = Chromatographic pattern associated with result is not recognized.

J = Estimated value; bias unknown.

M = Result influenced by matrix effects.

ND = Not detected.

TIN CITY LRRS
Analytical Results Summary
Background

IRP SITE: BKG
IRP DESCRIPTION: Background

Location	Sample ID	Depth(ft)	Matrix	Analyte	Result	MRL	Units
SW/SD K3	95TCK003SW	N/A	Water/Lake	N-Nitrosodiphenylamine	ND	(10.0000)	UG/L
				Naphthalene	ND	(10.0000)	UG/L
				Nitrobenzene	ND	(10.0000)	UG/L
				Pentachlorophenol	ND	(50.0000)	UG/L
				Phenanthrene	ND	(10.0000)	UG/L
				Phenol	ND	(10.0000)	UG/L
				Pyrene	ND	(10.0000)	UG/L
				bis(2-Chloroethoxy)methane	ND	(10.0000)	UG/L
				bis(2-Chloroethyl) ether	ND	(10.0000)	UG/L
				bis(2-Ethylhexyl) phthalate	3.0000	(10.0000)	UG/L

BI = Datum associated with contaminated trip blank or laboratory method blank.
 G = Result affected by non-target hydrocarbons (e.g., diesel influence in GRO analysis).
 I = Chromatographic pattern associated with result is not recognized.
 J = Estimated value; bias unknown.
 M = Result influenced by matrix effects.
 ND = Not detected.

TIN CITY LRRS
Analytical Results Summary
Field Quality Control

IRP SITE: QC

IRP DESCRIPTION: Field Quality Control

Location	Sample ID	Depth(ft)	Matrix	Analyte	Result	MRL	Units
TB M02	95TCM002TB	N/A	Water/Trip blank	TPH, gasoline-range	ND	(100.0000)	UG/L
				Benzene	ND	(1.0000)	UG/L
				Ethylbenzene	ND	(1.0000)	UG/L
				Toluene	ND	(1.0000)	UG/L
				m-Xylene + p-Xylene	ND	(1.0000)	UG/L
				o-Xylene	ND	(1.0000)	UG/L
				TPH, gasoline-range	ND	(100.0000)	UG/L
				1,1,1,2-Tetrachloroethane	ND	(1.0000)	UG/L
				1,1,1-Trichloroethane	ND	(1.0000)	UG/L
				1,1,2,2-Tetrachloroethane	ND	(1.0000)	UG/L
TB M03	95TCM003TB	N/A	Water/Trip blank	1,1,2-Trichloroethane	ND	(1.0000)	UG/L
				1,1-Dichloroethane	ND	(1.0000)	UG/L
				1,1-Dichloroethene	ND	(1.0000)	UG/L
				1,1-Dichloropropene	ND	(1.0000)	UG/L
				1,2,3-Trichlorobenzene	ND	(1.0000)	UG/L
				1,2,3-Trichloropropane	ND	(1.0000)	UG/L
				1,2,4-Trichlorobenzene	ND	(1.0000)	UG/L
				1,2,4-Trimethylbenzene	ND	(1.0000)	UG/L
				1,2-Dibromo-3-chloropropane	ND	(1.0000)	UG/L
				1,2-Dibromoethane	ND	(1.0000)	UG/L
				1,2-Dichlorobenzene	ND	(1.0000)	UG/L
				1,2-Dichloroethane	ND	(1.0000)	UG/L
				1,2-Dichloropropane	ND	(1.0000)	UG/L
				1,3,5-Trimethylbenzene	ND	(1.0000)	UG/L
				1,3-Dichlorobenzene	ND	(1.0000)	UG/L
				1,3-Dichloropropane	ND	(1.0000)	UG/L
				1,4-Dichlorobenzene	ND	(1.0000)	UG/L
				1-Chlorohexane	ND	(1.0000)	UG/L
2,2-Dichloropropane	ND	(1.0000)	UG/L				

BI = Datum associated with contaminated trip blank or laboratory method blank.
G = Result affected by non-target hydrocarbons (e.g., diesel influence in GRO analysis).
I = Chromatographic pattern associated with result is not recognized.
J = Estimated value; bias unknown.
M = Result influenced by matrix effects.
ND = Not detected.

TIN CITY LRRS
Analytical Results Summary
Field Quality Control

IRP SITE: QC

IRP DESCRIPTION: Field Quality Control

Location	Sample ID	Depth(ft)	Matrix	Analyte	Result	MRL	Units
TB M03	95TCM003TB	N/A	Water/Trip blank	2-Chlorotoluene	ND	(1.0000)	UG/L
				4-Chlorotoluene	ND	(1.0000)	UG/L
				Benzene	ND	(1.0000)	UG/L
				Bromobenzene	ND	(1.0000)	UG/L
				Bromochloromethane	ND	(1.0000)	UG/L
				Bromodichloromethane	ND	(1.0000)	UG/L
				Bromoform	ND	(1.0000)	UG/L
				Bromomethane	ND	(1.0000)	UG/L
				Carbon tetrachloride	ND	(1.0000)	UG/L
				Chlorobenzene	ND	(1.0000)	UG/L
				Chloroethane	ND	(1.0000)	UG/L
				Chloroform	11.0000	(1.0000)	UG/L
				Chloromethane	ND	(1.0000)	UG/L
				Dibromochloromethane	ND	(1.0000)	UG/L
				Dibromomethane	ND	(1.0000)	UG/L
				Dichlorodifluoromethane	ND	(1.0000)	UG/L
				Ethylbenzene	ND	(1.0000)	UG/L
				Hexachlorobutadiene	ND	(1.0000)	UG/L
				Isopropylbenzene	ND	(1.0000)	UG/L
				Methylene chloride	2.0000	(1.0000)	UG/L
				Naphthalene	ND	(1.0000)	UG/L
				Styrene	ND	(1.0000)	UG/L
				Tetrachloroethene	ND	(1.0000)	UG/L
				Toluene	ND	(1.0000)	UG/L
				Trichloroethene	ND	(1.0000)	UG/L
				Trichlorofluoromethane	ND	(1.0000)	UG/L
				Vinyl chloride	ND	(1.0000)	UG/L
				Xylenes, total	ND	(1.0000)	UG/L
				cis-1,2-Dichloroethene	ND	(1.0000)	UG/L

BI = Datum associated with contaminated trip blank or laboratory method blank.
G = Result affected by non-target hydrocarbons (e.g., diesel influence in GRO analysis).
I = Chromatographic pattern associated with result is not recognized.
J = Estimated value; bias unknown.
M = Result influenced by matrix effects.
ND = Not detected.

TIN CITY LRRS
Analytical Results Summary
Field Quality Control

IRP SITE: QC

IRP DESCRIPTION: Field Quality Control

Location	Sample ID	Depth(ft)	Matrix	Analyte	Result	MRL	Units
TB M03	95TCM003TB	N/A	Water/Trip blank	cis-1,3-Dichloropropene	ND	(1.0000)	UG/L
				n-Butylbenzene	ND	(1.0000)	UG/L
				n-Propylbenzene	ND	(1.0000)	UG/L
				p-Isopropyltoluene	ND	(1.0000)	UG/L
				sec-Butylbenzene	ND	(1.0000)	UG/L
				tert-Butylbenzene	ND	(1.0000)	UG/L
				trans-1,2-Dichloroethene	ND	(1.0000)	UG/L
				trans-1,3-Dichloropropene	ND	(1.0000)	UG/L
TB M04	95TCM004TB	N/A	Water/Trip blank	TPH, gasoline-range	ND	(100.0000)	UG/L
				1,1,1,2-Tetrachloroethane	ND	(1.0000)	UG/L
				1,1,1-Trichloroethane	ND	(1.0000)	UG/L
				1,1,2,2-Tetrachloroethane	ND	(1.0000)	UG/L
				1,1,2-Trichloroethane	ND	(1.0000)	UG/L
				1,1-Dichloroethane	ND	(1.0000)	UG/L
				1,1-Dichloroethene	ND	(1.0000)	UG/L
				1,1-Dichloropropene	ND	(1.0000)	UG/L
				1,2,3-Trichlorobenzene	ND	(1.0000)	UG/L
				1,2,3-Trichloropropane	ND	(1.0000)	UG/L
				1,2,4-Trichlorobenzene	ND	(1.0000)	UG/L
				1,2,4-Trimethylbenzene	ND	(1.0000)	UG/L
				1,2-Dibromo-3-chloropropane	ND	(1.0000)	UG/L
				1,2-Dibromoethane	ND	(1.0000)	UG/L
				1,2-Dichlorobenzene	ND	(1.0000)	UG/L
				1,2-Dichloroethane	ND	(1.0000)	UG/L
				1,2-Dichloropropane	ND	(1.0000)	UG/L
				1,3,5-Trimethylbenzene	ND	(1.0000)	UG/L
				1,3-Dichlorobenzene	ND	(1.0000)	UG/L
				1,3-Dichloropropane	ND	(1.0000)	UG/L
				1,4-Dichlorobenzene	ND	(1.0000)	UG/L

BI = Datum associated with contaminated trip blank or laboratory method blank.

G = Result affected by non-target hydrocarbons (e.g., diesel influence in GRO analysis).

I = Chromatographic pattern associated with result is not recognized.

J = Estimated value; bias unknown.

M = Result influenced by matrix effects.

ND = Not detected.

TIN CITY LRRS
Analytical Results Summary
Field Quality Control

IRP SITE: QC

IRP DESCRIPTION: Field Quality Control

Location	Sample ID	Depth(ft)	Matrix	Analyte	Result	MRL	Units
TB M04	95TCM004TB	N/A	Water/Trip blank	1-Chlorohexane	ND	(1.0000)	UG/L
				2,2-Dichloropropane	ND	(1.0000)	UG/L
				2-Chlorotoluene	ND	(1.0000)	UG/L
				4-Chlorotoluene	ND	(1.0000)	UG/L
				Benzene	ND	(1.0000)	UG/L
				Bromobenzene	ND	(1.0000)	UG/L
				Bromochloromethane	ND	(1.0000)	UG/L
				Bromodichloromethane	ND	(1.0000)	UG/L
				Bromoform	ND	(1.0000)	UG/L
				Bromomethane	ND	(1.0000)	UG/L
				Carbon tetrachloride	ND	(1.0000)	UG/L
				Chlorobenzene	ND	(1.0000)	UG/L
				Chloroethane	ND	(1.0000)	UG/L
				Chloroform	12.0000	(1.0000)	UG/L
				Chloromethane	ND	(1.0000)	UG/L
				Dibromochloromethane	ND	(1.0000)	UG/L
				Dibromomethane	ND	(1.0000)	UG/L
				Dichlorodifluoromethane	ND	(1.0000)	UG/L
				Ethylbenzene	ND	(1.0000)	UG/L
				Hexachlorobutadiene	ND	(1.0000)	UG/L
				Isopropylbenzene	ND	(1.0000)	UG/L
				Methylene chloride	2.0000	(1.0000)	UG/L
				Naphthalene	ND	(1.0000)	UG/L
				Styrene	ND	(1.0000)	UG/L
				Tetrachloroethene	ND	(1.0000)	UG/L
				Toluene	ND	(1.0000)	UG/L
				Trichloroethene	ND	(1.0000)	UG/L
				Trichlorofluoromethane	ND	(1.0000)	UG/L
				Vinyl chloride	ND	(1.0000)	UG/L

BI = Datum associated with contaminated trip blank or laboratory method blank.

G = Result affected by non-target hydrocarbons (e.g., diesel influence in GRO analysis).

I = Chromatographic pattern associated with result is not recognized.

J = Estimated value; bias unknown.

M = Result influenced by matrix effects.

ND = Not detected.

TIN CITY LRRS
Analytical Results Summary
Field Quality Control

IRP SITE: QC

IRP DESCRIPTION: Field Quality Control

Location	Sample ID	Depth(ft)	Matrix	Analyte	Result	MRL	Units
TB M04	95TCM004TB	N/A	Water/Trip blank	Xylenes, total	ND	(1.0000)	UG/L
				cis-1,2-Dichloroethene	ND	(1.0000)	UG/L
				cis-1,3-Dichloropropene	ND	(1.0000)	UG/L
				n-Butylbenzene	ND	(1.0000)	UG/L
				n-Propylbenzene	ND	(1.0000)	UG/L
				p-Isopropyltoluene	ND	(1.0000)	UG/L
				sec-Butylbenzene	ND	(1.0000)	UG/L
				tert-Butylbenzene	ND	(1.0000)	UG/L
				trans-1,2-Dichloroethene	ND	(1.0000)	UG/L
				trans-1,3-Dichloropropene	ND	(1.0000)	UG/L
TB M05	95TCM005TB	N/A	Water/Trip blank	TPH, gasoline-range	ND	(100.0000)	UG/L
				1,1,1,2-Tetrachloroethane	ND	(1.0000)	UG/L
				1,1,1-Trichloroethane	ND	(1.0000)	UG/L
				1,1,2,2-Tetrachloroethane	ND	(1.0000)	UG/L
				1,1,2-Trichloroethane	ND	(1.0000)	UG/L
				1,1-Dichloroethane	ND	(1.0000)	UG/L
				1,1-Dichloroethene	ND	(1.0000)	UG/L
				1,1-Dichloropropene	ND	(1.0000)	UG/L
				1,2,3-Trichlorobenzene	ND	(1.0000)	UG/L
				1,2,3-Trichloropropane	ND	(1.0000)	UG/L
				1,2,4-Trichlorobenzene	ND	(1.0000)	UG/L
				1,2,4-Trimethylbenzene	ND	(1.0000)	UG/L
				1,2-Dibromo-3-chloropropane	ND	(1.0000)	UG/L
				1,2-Dibromoethane	ND	(1.0000)	UG/L
				1,2-Dichlorobenzene	ND	(1.0000)	UG/L
				1,2-Dichloroethane	ND	(1.0000)	UG/L
				1,2-Dichloropropane	ND	(1.0000)	UG/L
				1,3,5-Trimethylbenzene	ND	(1.0000)	UG/L
				1,3-Dichlorobenzene	ND	(1.0000)	UG/L

BI = Datum associated with contaminated trip blank or laboratory method blank.
 G = Result affected by non-target hydrocarbons (e.g., diesel influence in GRO analysis).
 I = Chromatographic pattern associated with result is not recognized.
 J = Estimated value; bias unknown.
 M = Result influenced by matrix effects.
 ND = Not detected.

TIN CITY LRRS
Analytical Results Summary
Field Quality Control

IRP SITE: QC

IRP DESCRIPTION: Field Quality Control

Location	Sample ID	Depth(ft)	Matrix	Analyte	Result	MRL	Units
TB M05	95TCM005TB	N/A	Water/Trip blank	1,3-Dichloropropane	ND	(1.0000)	UG/L
				1,4-Dichlorobenzene	ND	(1.0000)	UG/L
				1-Chlorohexane	ND	(1.0000)	UG/L
				2,2-Dichloropropane	ND	(1.0000)	UG/L
				2-Chlorotoluene	ND	(1.0000)	UG/L
				4-Chlorotoluene	ND	(1.0000)	UG/L
				Benzene	ND	(1.0000)	UG/L
				Bromobenzene	ND	(1.0000)	UG/L
				Bromochloromethane	ND	(1.0000)	UG/L
				Bromodichloromethane	ND	(1.0000)	UG/L
				Bromoform	ND	(1.0000)	UG/L
				Bromomethane	ND	(1.0000)	UG/L
				Carbon tetrachloride	ND	(1.0000)	UG/L
				Chlorobenzene	ND	(1.0000)	UG/L
				Chloroethane	ND	(1.0000)	UG/L
				Chloroform	10.0000	(1.0000)	UG/L
				Chloromethane	ND	(1.0000)	UG/L
				Dibromochloromethane	ND	(1.0000)	UG/L
				Dibromomethane	ND	(1.0000)	UG/L
				Dichlorodifluoromethane	ND	(1.0000)	UG/L
				Ethylbenzene	ND	(1.0000)	UG/L
				Hexachlorobutadiene	ND	(1.0000)	UG/L
				Isopropylbenzene	ND	(1.0000)	UG/L
				Methylene chloride	2.0000	(1.0000)	UG/L
				Naphthalene	ND	(1.0000)	UG/L
				Styrene	ND	(1.0000)	UG/L
				Tetrachloroethene	ND	(1.0000)	UG/L
				Toluene	ND	(1.0000)	UG/L
				Trichloroethene	ND	(1.0000)	UG/L

BI = Datum associated with contaminated trip blank or laboratory method blank.
G = Result affected by non-target hydrocarbons (e.g., diesel influence in GRO analysis).
I = Chromatographic pattern associated with result is not recognized.

J = Estimated value; bias unknown.
M = Result influenced by matrix effects.
ND = Not detected.

TIN CITY LRSS
Analytical Results Summary
Field Quality Control

IRP SITE: QC

IRP DESCRIPTION: Field Quality Control

Location	Sample ID	Depth(ft)	Matrix	Analyte	Result	MRL	Units
TB M05	95TCM005TB	N/A	Water/Trip blank	Trichlorofluoromethane	ND	(1.0000)	UG/L
				Vinyl chloride	ND	(1.0000)	UG/L
				Xylenes, total	ND	(1.0000)	UG/L
				cis-1,2-Dichloroethene	ND	(1.0000)	UG/L
				cis-1,3-Dichloropropene	ND	(1.0000)	UG/L
				n-Butylbenzene	ND	(1.0000)	UG/L
				n-Propylbenzene	ND	(1.0000)	UG/L
				p-Isopropyltoluene	ND	(1.0000)	UG/L
				sec-Butylbenzene	ND	(1.0000)	UG/L
				tert-Butylbenzene	ND	(1.0000)	UG/L
				trans-1,2-Dichloroethene	ND	(1.0000)	UG/L
				trans-1,3-Dichloropropene	ND	(1.0000)	UG/L
TB M06	95TCM006TB	N/A	Water/Trip blank	Benzene	ND	(1.0000)	UG/L
				Ethylbenzene	ND	(1.0000)	UG/L
				Toluene	ND	(1.0000)	UG/L
				m-Xylene + p-Xylene	ND	(1.0000)	UG/L
				o-Xylene	ND	(1.0000)	UG/L
TB M07	95TCM007TB	N/A	Water/Trip blank	TPH, gasoline-range	ND	(100.0000)	UG/L
				1,1,1,2-Tetrachloroethane	ND	(1.0000)	UG/L
				1,1,1-Trichloroethane	ND	(1.0000)	UG/L
				1,1,2,2-Tetrachloroethane	ND	(1.0000)	UG/L
				1,1,2-Trichloroethane	ND	(1.0000)	UG/L
				1,1-Dichloroethane	ND	(1.0000)	UG/L
				1,1-Dichloroethene	ND	(1.0000)	UG/L
				1,1-Dichloropropene	ND	(1.0000)	UG/L
				1,2,3-Trichlorobenzene	ND	(1.0000)	UG/L
				1,2,3-Trichloropropane	ND	(1.0000)	UG/L
				1,2,4-Trichlorobenzene	ND	(1.0000)	UG/L
				1,2,4-Trimethylbenzene	ND	(1.0000)	UG/L

BI = Datum associated with contaminated trip blank or laboratory method blank.

G = Result affected by non-target hydrocarbons (e.g., diesel influence in GRO analysis).

I = Chromatographic pattern associated with result is not recognized.

J = Estimated value; bias unknown.

M = Result influenced by matrix effects.

ND = Not detected.

TIN CITY LRRS
Analytical Results Summary
Field Quality Control

IRP SITE: QC

IRP DESCRIPTION: Field Quality Control

Location	Sample ID	Depth(ft)	Matrix	Analyte	Result	MRL	Units
TB M07	95TCM007TB	N/A	Water/Trip blank	1,2-Dibromo-3-chloropropane	ND	(1.0000)	UG/L
				1,2-Dibromoethane	ND	(1.0000)	UG/L
				1,2-Dichlorobenzene	ND	(1.0000)	UG/L
				1,2-Dichloroethane	ND	(1.0000)	UG/L
				1,2-Dichloropropane	ND	(1.0000)	UG/L
				1,3,5-Trimethylbenzene	ND	(1.0000)	UG/L
				1,3-Dichlorobenzene	ND	(1.0000)	UG/L
				1,3-Dichloropropane	ND	(1.0000)	UG/L
				1,4-Dichlorobenzene	ND	(1.0000)	UG/L
				1-Chlorohexane	ND	(1.0000)	UG/L
				2,2-Dichloropropane	ND	(1.0000)	UG/L
				2-Chlorotoluene	ND	(1.0000)	UG/L
				4-Chlorotoluene	ND	(1.0000)	UG/L
				Benzene	ND	(1.0000)	UG/L
				Bromobenzene	ND	(1.0000)	UG/L
				Bromochloromethane	ND	(1.0000)	UG/L
				Bromodichloromethane	ND	(1.0000)	UG/L
				Bromoform	ND	(1.0000)	UG/L
				Bromomethane	ND	(1.0000)	UG/L
				Carbon tetrachloride	ND	(1.0000)	UG/L
				Chlorobenzene	ND	(1.0000)	UG/L
				Chloroethane	ND	(1.0000)	UG/L
				Chloroform	ND	(1.0000)	UG/L
				Chloromethane	ND	(1.0000)	UG/L
				Dibromochloromethane	ND	(1.0000)	UG/L
				Dibromomethane	ND	(1.0000)	UG/L
				Dichlorodifluoromethane	ND	(1.0000)	UG/L
				Ethylbenzene	ND	(1.0000)	UG/L
				Hexachlorobutadiene	ND	(1.0000)	UG/L

BI = Datum associated with contaminated trip blank or laboratory method blank.
G = Result affected by non-target hydrocarbons (e.g., diesel influence in GRO analysis).
I = Chromatographic pattern associated with result is not recognized.

J = Estimated value; bias unknown.
M = Result influenced by matrix effects.
ND = Not detected.

TIN CITY LRRS
Analytical Results Summary
Field Quality Control

IRP SITE: QC

IRP DESCRIPTION: Field Quality Control

Location	Sample ID	Depth(ft)	Matrix	Analyte	Result	MRL	Units
TB M07	95TCM007TB	N/A	Water/Trip blank	Isopropylbenzene	ND	(1.0000)	UG/L
				Methylene chloride	ND	(1.0000)	UG/L
				Naphthalene	ND	(1.0000)	UG/L
				Styrene	ND	(1.0000)	UG/L
				Tetrachloroethene	ND	(1.0000)	UG/L
				Toluene	1.0000	(1.0000)	UG/L
				Trichloroethene	ND	(1.0000)	UG/L
				Trichlorofluoromethane	ND	(1.0000)	UG/L
				Vinyl chloride	ND	(1.0000)	UG/L
				Xylenes, total	ND	(1.0000)	UG/L
				cis-1,2-Dichloroethene	ND	(1.0000)	UG/L
				cis-1,3-Dichloropropene	ND	(1.0000)	UG/L
				n-Butylbenzene	ND	(1.0000)	UG/L
				n-Propylbenzene	ND	(1.0000)	UG/L
				p-Isopropyltoluene	ND	(1.0000)	UG/L
				sec-Butylbenzene	ND	(1.0000)	UG/L
				tert-Butylbenzene	ND	(1.0000)	UG/L
				trans-1,2-Dichloroethene	ND	(1.0000)	UG/L
				trans-1,3-Dichloropropene	ND	(1.0000)	UG/L
TB M08	95TCM008TB	N/A	Water/Trip blank	TPH, gasoline-range	ND	(100.0000)	UG/L
				1,1,1,2-Tetrachloroethane	ND	(1.0000)	UG/L
				1,1,1-Trichloroethane	ND	(1.0000)	UG/L
				1,1,2,2-Tetrachloroethane	ND	(1.0000)	UG/L
				1,1,2-Trichloroethane	ND	(1.0000)	UG/L
				1,1-Dichloroethane	ND	(1.0000)	UG/L
				1,1-Dichloroethene	ND	(1.0000)	UG/L
				1,1-Dichloropropene	ND	(1.0000)	UG/L
				1,2,3-Trichlorobenzene	ND	(1.0000)	UG/L
				1,2,3-Trichloropropane	ND	(1.0000)	UG/L

BI = Datum associated with contaminated trip blank or laboratory method blank.

G = Result affected by non-target hydrocarbons (e.g., diesel influence in GRO analysis).

I = Chromatographic pattern associated with result is not recognized.

J = Estimated value; bias unknown.

M = Result influenced by matrix effects.

ND = Not detected.

TIN CITY LRRS
Analytical Results Summary
Field Quality Control

IRP SITE: QC

IRP DESCRIPTION: Field Quality Control

Location	Sample ID	Depth(ft)	Matrix	Analyte	Result	MRL	Units
TB M08	95TCM008TB	N/A	Water/Trip blank	1,2,4-Trichlorobenzene	ND	(1.0000)	UG/L
				1,2,4-Trimethylbenzene	ND	(1.0000)	UG/L
				1,2-Dibromo-3-chloropropane	ND	(1.0000)	UG/L
				1,2-Dibromoethane	ND	(1.0000)	UG/L
				1,2-Dichlorobenzene	ND	(1.0000)	UG/L
				1,2-Dichloroethane	ND	(1.0000)	UG/L
				1,2-Dichloropropane	ND	(1.0000)	UG/L
				1,3,5-Trimethylbenzene	ND	(1.0000)	UG/L
				1,3-Dichlorobenzene	ND	(1.0000)	UG/L
				1,3-Dichloropropane	ND	(1.0000)	UG/L
				1,4-Dichlorobenzene	ND	(1.0000)	UG/L
				1-Chlorohexane	ND	(1.0000)	UG/L
				2,2-Dichloropropane	ND	(1.0000)	UG/L
				2-Chlorotoluene	ND	(1.0000)	UG/L
				4-Chlorotoluene	ND	(1.0000)	UG/L
				Benzene	ND	(1.0000)	UG/L
				Bromobenzene	ND	(1.0000)	UG/L
				Bromochloromethane	ND	(1.0000)	UG/L
				Bromodichloromethane	ND	(1.0000)	UG/L
				Bromoform	ND	(1.0000)	UG/L
				Bromomethane	ND	(1.0000)	UG/L
				Carbon tetrachloride	ND	(1.0000)	UG/L
				Chlorobenzene	ND	(1.0000)	UG/L
				Chloroethane	ND	(1.0000)	UG/L
				Chloroform	ND	(1.0000)	UG/L
				Chloromethane	ND	(1.0000)	UG/L
				Dibromochloromethane	ND	(1.0000)	UG/L
				Dibromomethane	ND	(1.0000)	UG/L
				Dichlorodifluoromethane	ND	(1.0000)	UG/L

BI = Datum associated with contaminated trip blank or laboratory method blank.

G = Result affected by non-target hydrocarbons (e.g., diesel influence in GRO analysis).

I = Chromatographic pattern associated with result is not recognized.

J = Estimated value; bias unknown.

M = Result influenced by matrix effects.

ND = Not detected.

TIN CITY LRRS
Analytical Results Summary
Field Quality Control

IRP SITE: QC

IRP DESCRIPTION: Field Quality Control

Location	Sample ID	Depth(ft)	Matrix	Analyte	Result	MRL	Units
TB M08	95TCM008TB	N/A	Water/Trip blank	Ethylbenzene	ND	(1.0000)	UG/L
				Hexachlorobutadiene	ND	(1.0000)	UG/L
				Isopropylbenzene	ND	(1.0000)	UG/L
				Methylene chloride	ND	(1.0000)	UG/L
				Naphthalene	ND	(1.0000)	UG/L
				Styrene	ND	(1.0000)	UG/L
				Tetrachloroethene	ND	(1.0000)	UG/L
				Toluene	ND	(1.0000)	UG/L
				Trichloroethene	ND	(1.0000)	UG/L
				Trichlorofluoromethane	ND	(1.0000)	UG/L
				Vinyl chloride	ND	(1.0000)	UG/L
				Xylenes, total	ND	(1.0000)	UG/L
				cis-1,2-Dichloroethene	ND	(1.0000)	UG/L
				cis-1,3-Dichloropropene	ND	(1.0000)	UG/L
				n-Butylbenzene	ND	(1.0000)	UG/L
				n-Propylbenzene	ND	(1.0000)	UG/L
				p-Isopropyltoluene	ND	(1.0000)	UG/L
				sec-Butylbenzene	ND	(1.0000)	UG/L
				tert-Butylbenzene	ND	(1.0000)	UG/L
				trans-1,2-Dichloroethene	ND	(1.0000)	UG/L
				trans-1,3-Dichloropropene	ND	(1.0000)	UG/L
TB M09	95TCM009TB	N/A	Water/Trip blank	TPH, gasoline-range	ND	(100.0000)	UG/L
				1,1,1,2-Tetrachloroethane	ND	(1.0000)	UG/L
				1,1,1-Trichloroethane	ND	(1.0000)	UG/L
				1,1,2,2-Tetrachloroethane	ND	(1.0000)	UG/L
				1,1,2-Trichloroethane	ND	(1.0000)	UG/L
				1,1-Dichloroethane	ND	(1.0000)	UG/L
				1,1-Dichloroethene	ND	(1.0000)	UG/L
				1,1-Dichloropropene	ND	(1.0000)	UG/L

BI = Datum associated with contaminated trip blank or laboratory method blank. J = Estimated value; bias unknown.

G = Result affected by non-target hydrocarbons (e.g., diesel influence in GRO analysis). M = Result influenced by matrix effects.

I = Chromatographic pattern associated with result is not recognized. ND = Not detected.

TIN CITY LRRS
Analytical Results Summary
Field Quality Control

IRP SITE: QC

IRP DESCRIPTION: Field Quality Control

Location	Sample ID	Depth(ft)	Matrix	Analyte	Result	MRL	Units
TB M09	95TCM009TB	N/A	Water/Trip blank	1,2,3-Trichlorobenzene	ND	(1.0000)	UG/L
				1,2,3-Trichloropropane	ND	(1.0000)	UG/L
				1,2,4-Trichlorobenzene	ND	(1.0000)	UG/L
				1,2,4-Trimethylbenzene	ND	(1.0000)	UG/L
				1,2-Dibromo-3-chloropropane	ND	(1.0000)	UG/L
				1,2-Dibromoethane	ND	(1.0000)	UG/L
				1,2-Dichlorobenzene	ND	(1.0000)	UG/L
				1,2-Dichloroethane	ND	(1.0000)	UG/L
				1,2-Dichloropropane	ND	(1.0000)	UG/L
				1,3,5-Trimethylbenzene	ND	(1.0000)	UG/L
				1,3-Dichlorobenzene	ND	(1.0000)	UG/L
				1,3-Dichloropropane	ND	(1.0000)	UG/L
				1,4-Dichlorobenzene	ND	(1.0000)	UG/L
				1-Chlorohexane	ND	(1.0000)	UG/L
				2,2-Dichloropropane	ND	(1.0000)	UG/L
				2-Chlorotoluene	ND	(1.0000)	UG/L
				4-Chlorotoluene	ND	(1.0000)	UG/L
				Benzene	ND	(1.0000)	UG/L
				Bromobenzene	ND	(1.0000)	UG/L
				Bromochloromethane	ND	(1.0000)	UG/L
				Bromodichloromethane	ND	(1.0000)	UG/L
				Bromoform	ND	(1.0000)	UG/L
				Bromomethane	ND	(1.0000)	UG/L
				Carbon tetrachloride	ND	(1.0000)	UG/L
				Chlorobenzene	ND	(1.0000)	UG/L
				Chloroethane	ND	(1.0000)	UG/L
				Chloroform	ND	(1.0000)	UG/L
				Chloromethane	ND	(1.0000)	UG/L
				Dibromochloromethane	ND	(1.0000)	UG/L

BI = Datum associated with contaminated trip blank or laboratory method blank.

G = Result affected by non-target hydrocarbons (e.g., diesel influence in GRO analysis).

I = Chromatographic pattern associated with result is not recognized.

J = Estimated value; bias unknown.

M = Result influenced by matrix effects.

ND = Not detected.

TIN CITY LRRS
Analytical Results Summary
Field Quality Control

IRP SITE: QC

IRP DESCRIPTION: Field Quality Control

Location	Sample ID	Depth(ft)	Matrix	Analyte	Result	MRL	Units
TB M09	95TCM009TB	N/A	Water/Trip blank	Dibromomethane	ND	(1.0000)	UG/L
				Dichlorodifluoromethane	ND	(1.0000)	UG/L
				Ethylbenzene	ND	(1.0000)	UG/L
				Hexachlorobutadiene	ND	(1.0000)	UG/L
				Isopropylbenzene	ND	(1.0000)	UG/L
				Methylene chloride	ND	(1.0000)	UG/L
				Naphthalene	ND	(1.0000)	UG/L
				Styrene	ND	(1.0000)	UG/L
				Tetrachloroethene	ND	(1.0000)	UG/L
				Toluene	ND	(1.0000)	UG/L
				Trichloroethene	ND	(1.0000)	UG/L
				Trichlorofluoromethane	ND	(1.0000)	UG/L
				Vinyl chloride	ND	(1.0000)	UG/L
				Xylenes, total	ND	(1.0000)	UG/L
				cis-1,2-Dichloroethene	ND	(1.0000)	UG/L
				cis-1,3-Dichloropropene	ND	(1.0000)	UG/L
				n-Butylbenzene	ND	(1.0000)	UG/L
				n-Propylbenzene	ND	(1.0000)	UG/L
				p-Isopropyltoluene	ND	(1.0000)	UG/L
				sec-Butylbenzene	ND	(1.0000)	UG/L
				tert-Butylbenzene	ND	(1.0000)	UG/L
				trans-1,2-Dichloroethene	ND	(1.0000)	UG/L
				trans-1,3-Dichloropropene	ND	(1.0000)	UG/L
TB M10	95TCM010TB	N/A	Water/Trip blank	TPH, gasoline-range	ND	(100.0000)	UG/L
				Benzene	ND	(1.0000)	UG/L
				Ethylbenzene	ND	(1.0000)	UG/L
				Toluene	ND	(1.0000)	UG/L
				m-Xylene + p-Xylene	ND	(1.0000)	UG/L
				o-Xylene	ND	(1.0000)	UG/L

BI = Datum associated with contaminated trip blank or laboratory method blank.

G = Result affected by non-target hydrocarbons (e.g., diesel influence in GRO analysis).

I = Chromatographic pattern associated with result is not recognized.

J = Estimated value; bias unknown.

M = Result influenced by matrix effects.

ND = Not detected.

TIN CITY LRSS
Analytical Results Summary
Field Quality Control

IRP SITE: QC

IRP DESCRIPTION: Field Quality Control

Location	Sample ID	Depth(ft)	Matrix	Analyte	Result	MRL	Units
TB M11	95TCM011TB	N/A	Water/Trip blank	TPH, gasoline-range	ND	(100.0000)	UG/L
				1,1,1,2-Tetrachloroethane	ND	(1.0000)	UG/L
				1,1,1-Trichloroethane	ND	(1.0000)	UG/L
				1,1,2,2-Tetrachloroethane	ND	(1.0000)	UG/L
				1,1,2-Trichloroethane	ND	(1.0000)	UG/L
				1,1-Dichloroethane	ND	(1.0000)	UG/L
				1,1-Dichloroethene	ND	(1.0000)	UG/L
				1,1-Dichloropropene	ND	(1.0000)	UG/L
				1,2,3-Trichlorobenzene	ND	(1.0000)	UG/L
				1,2,3-Trichloropropane	ND	(1.0000)	UG/L
				1,2,4-Trichlorobenzene	ND	(1.0000)	UG/L
				1,2,4-Trimethylbenzene	ND	(1.0000)	UG/L
				1,2-Dibromo-3-chloropropane	ND	(1.0000)	UG/L
				1,2-Dibromoethane	ND	(1.0000)	UG/L
				1,2-Dichlorobenzene	ND	(1.0000)	UG/L
				1,2-Dichloroethane	ND	(1.0000)	UG/L
				1,2-Dichloropropane	ND	(1.0000)	UG/L
				1,3,5-Trimethylbenzene	ND	(1.0000)	UG/L
				1,3-Dichlorobenzene	ND	(1.0000)	UG/L
				1,3-Dichloropropane	ND	(1.0000)	UG/L
				1,4-Dichlorobenzene	ND	(1.0000)	UG/L
				1-Chlorohexane	ND	(1.0000)	UG/L
				2,2-Dichloropropane	ND	(1.0000)	UG/L
				2-Chlorotoluene	ND	(1.0000)	UG/L
				4-Chlorotoluene	ND	(1.0000)	UG/L
				Benzene	ND	(1.0000)	UG/L
				Bromobenzene	ND	(1.0000)	UG/L
				Bromochloromethane	ND	(1.0000)	UG/L
				Bromodichloromethane	ND	(1.0000)	UG/L

BI = Datum associated with contaminated trip blank or laboratory method blank.

G = Result affected by non-target hydrocarbons (e.g., diesel influence in GRO analysis).

I = Chromatographic pattern associated with result; is not recognized.

J = Estimated value; bias unknown.

M = Result influenced by matrix effects.

ND = Not detected.

TIN CITY LRRS
Analytical Results Summary
Field Quality Control

IRP SITE: QC

IRP DESCRIPTION: Field Quality Control

Location	Sample ID	Depth(ft)	Matrix	Analyte	Result	MRL	Units
TB M11	95TCM011TB	N/A	Water/Trip blank	Bromoform	ND	(1.0000)	UG/L
				Bromomethane	ND	(1.0000)	UG/L
				Carbon tetrachloride	ND	(1.0000)	UG/L
				Chlorobenzene	ND	(1.0000)	UG/L
				Chloroethane	ND	(1.0000)	UG/L
				Chloroform	ND	(1.0000)	UG/L
				Chloromethane	ND	(1.0000)	UG/L
				Dibromochloromethane	ND	(1.0000)	UG/L
				Dibromomethane	ND	(1.0000)	UG/L
				Dichlorodifluoromethane	ND	(1.0000)	UG/L
				Ethylbenzene	ND	(1.0000)	UG/L
				Hexachlorobutadiene	ND	(1.0000)	UG/L
				Isopropylbenzene	ND	(1.0000)	UG/L
				Methylene chloride	ND	(1.0000)	UG/L
				Naphthalene	ND	(1.0000)	UG/L
				Styrene	ND	(1.0000)	UG/L
				Tetrachloroethene	ND	(1.0000)	UG/L
				Toluene	ND	(1.0000)	UG/L
				Trichloroethene	ND	(1.0000)	UG/L
				Trichlorofluoromethane	ND	(1.0000)	UG/L
				Vinyl chloride	ND	(1.0000)	UG/L
				Xylenes, total	ND	(1.0000)	UG/L
				cis-1,2-Dichloroethene	ND	(1.0000)	UG/L
				cis-1,3-Dichloropropene	ND	(1.0000)	UG/L
				n-Butylbenzene	ND	(1.0000)	UG/L
				n-Propylbenzene	ND	(1.0000)	UG/L
				p-Isopropyltoluene	ND	(1.0000)	UG/L
				sec-Butylbenzene	ND	(1.0000)	UG/L
				tert-Butylbenzene	ND	(1.0000)	UG/L

BI = Datum associated with contaminated trip blank or laboratory method blank.

G = Result affected by non-target hydrocarbons (e.g., diesel influence in GRO analysis).

I = Chromatographic pattern associated with result is not recognized.

J = Estimated value; bias unknown.

M = Result influenced by matrix effects.

ND = Not detected.

TIN CITY LRSS
Analytical Results Summary
Field Quality Control

IRP SITE: QC

IRP DESCRIPTION: Field Quality Control

Location	Sample ID	Depth(ft)	Matrix	Analyte	Result	MRL	Units
TB M11	95TCM011TB	N/A	Water/Trip blank	trans-1,2-Dichloroethene	ND	(1.0000)	UG/L
TB M12	95TCM012TB	N/A	Water/Trip blank	trans-1,3-Dichloropropene	ND	(1.0000)	UG/L
				Benzene	ND	(1.0000)	UG/L
				Ethylbenzene	ND	(1.0000)	UG/L
				Toluene	ND	(1.0000)	UG/L
				m-Xylene + p-Xylene	ND	(1.0000)	UG/L
				o-Xylene	ND	(1.0000)	UG/L

BI = Datum associated with contaminated trip blank or laboratory method blank.

G = Result affected by non-target hydrocarbons (e.g., diesel influence in GRO analysis).

I = Chromatographic pattern associated with result is not recognized.

J = Estimated value; bias unknown.

M = Result influenced by matrix effects.

ND = Not detected.

TIN CITY LRRS

Analytical Results Summary

Transformers formerly sited on stained concrete pad and soils at lower tram

IRP SITE: SS 13b

IRP DESCRIPTION: Transformers formerly sited on stained concrete pad and soils at lower tram

Location	Sample ID	Depth(ft)	Matrix	Analyte	Result	MRL	Units
WI H1	95TCH001WI	N/A	Wipe/Concrete	Aroclor-1016	ND	(1000.0000)	NG (Dry Weight)
				Aroclor-1221	ND	(2000.0000)	NG (Dry Weight)
				Aroclor-1232	ND	(1000.0000)	NG (Dry Weight)
				Aroclor-1242	ND	(1000.0000)	NG (Dry Weight)
				Aroclor-1248	ND	(1000.0000)	NG (Dry Weight)
				Aroclor-1254	650.0000	(1000.0000)	NG (Dry Weight)
				Aroclor-1260	480.0000	(1000.0000)	NG (Dry Weight)
WI H2	95TCH002WI	N/A	Wipe/Concrete	Aroclor-1016	ND	(1000.0000)	NG (Dry Weight)
				Aroclor-1221	ND	(2000.0000)	NG (Dry Weight)
				Aroclor-1232	ND	(1000.0000)	NG (Dry Weight)
				Aroclor-1242	ND	(1000.0000)	NG (Dry Weight)
				Aroclor-1248	ND	(1000.0000)	NG (Dry Weight)
				Aroclor-1254	340.0000	(1000.0000)	NG (Dry Weight)
				Aroclor-1260	ND	(1000.0000)	NG (Dry Weight)
WI H3	95TCH003WI	N/A	Wipe/Background Blank	Aroclor-1016	ND	(1000.0000)	NG (Dry Weight)
				Aroclor-1221	ND	(2000.0000)	NG (Dry Weight)
				Aroclor-1232	ND	(1000.0000)	NG (Dry Weight)
				Aroclor-1242	ND	(1000.0000)	NG (Dry Weight)
				Aroclor-1248	ND	(1000.0000)	NG (Dry Weight)
				Aroclor-1254	ND	(1000.0000)	NG (Dry Weight)
				Aroclor-1260	ND	(1000.0000)	NG (Dry Weight)
WI H4	95TCH004WI	N/A	Wipe/Solvent Blank	Aroclor-1016	ND	(1000.0000)	NG (Dry Weight)
				Aroclor-1221	ND	(2000.0000)	NG (Dry Weight)
				Aroclor-1232	ND	(1000.0000)	NG (Dry Weight)
				Aroclor-1242	ND	(1000.0000)	NG (Dry Weight)
				Aroclor-1248	ND	(1000.0000)	NG (Dry Weight)
				Aroclor-1254	ND	(1000.0000)	NG (Dry Weight)
				Aroclor-1260	680.0000	(1000.0000)	NG (Dry Weight)

BI = Datum associated with contaminated trip blank or laboratory method blank.
 G = Result affected by non-target hydrocarbons (e.g., diesel influence in GRO analysis).
 I = Chromatographic pattern associated with result is not recognized.
 J = Estimated value; bias unknown.
 M = Result influenced by matrix effects.
 ND = Not detected.

Appendix H

Agency Correspondence

NOT AVAILABLE AT THIS TIME.

Appendix I

Previous IRP Data

**APPENDIX I-1
Summary of Previous IRP Work and Closed IRP Sources
Tin City LRRS**

IRP Sources	Description ¹	Conclusion of ROD (signed by USAF, ADEC, EPA) ²	Sample Collection and Analysis (EPA Level IV Validation) ³	Analytical Results	Regulatory Interaction ⁴	Regulatory Interaction ⁵
DP 08, Dump #1 (Top Camp)	Dump containing refuse, POL, scrap, cleanup in 1978 and 1984	No further action (NFA) recommended	No field visit (inclement weather)	N/A	1988 ROD: NFA	Concurrence with NFA
LF 02, Landfill (Air strip)	Landfill, active, including liquid solvents and POL	Not addressed: Active ADEC Permit	Soil samples: 3 surface, 3 subsurface - TCL/TAL analyses	ppb-level volatiles, semi-volatiles, and pesticides	Not addressed	LF02: ADEC requests information on location and third party site investigation
LF 09, Dump #2 (Lower Camp)	Dump containing refuse, POL, scrap, cleanup in 1978 and 1984	NFA recommended	Soil samples: 3 surface, 3 subsurface - TCL/TAL analyses	ppb-level volatiles, Aroclor® pesticide	1988 ROD: NFA	Concurrence with NFA
SS 01, Waste Accumulation Area (Lower Camp)	Accumulation of liquid wastes; evidence of leaks and spills	NFA Recommended	Soil samples: 3 surface, 3 subsurface - TCL/TAL analyses	ppb-level volatiles and pesticides	1988 ROD: NFA	Concurrence with NFA
SS 07, Spill/Leak #2 at Incinerator Pipeline (Lower Camp)	Release of estimated 300 gallons diesel from broken pipeline	NFA Recommended	Not addressed	None	1988 ROD: NFA	Concurrence with NFA
SS 06, Spill/Leak #1 at White Alice	Release of 850 gallons diesel (estimated)	Not addressed-site ownership transferred to Navy	Not addressed	None	Not addressed; transferred to Navy	Not addressed
DT 05, POL/PCB at White Alice	Suspected release of POL containing PCBs	Not addressed-site ownership transferred to Navy	Soil samples: 3 surface, 3 subsurface - Pesticides/PCBs and organites analysis	ppb-level volatiles and ppm-level Aroclor®	Not addressed; transferred to Navy	Not addressed
SD 04, Runway Oiling (Lower Camp)	POL/solvents applied to runway for dust control	NFA Recommended	Soil samples: 2 surface, - Pesticide/PCB analysis	ppb-level volatiles and pesticides	1988 ROD: NFA	Concurrence with NFA
LF 10, Mid-Mountain Dump	Not addressed	Debris dump near Top Camp, cleanup prior to 1987. NFA Recommended.	Not addressed	None	1988 ROD: NFA	Concurrence with NFA
Groundwater supply well	Not addressed	Not addressed	One water sample - TCL/TAL analyses	No compounds detected		
Ocean sediments at creek outfalls	Not addressed	Not addressed	Ocean sediment sample - TCL/TAL analyses	ppb-level volatiles		

Key provided on the next page.

APPENDIX I-1
Summary of Previous IRP Work and Closed IRP Sources
Tim City LRRS

IRP Sources	Description ¹	Conclusion of ROD (signed by USAF, ADEC, EPA) ²	Sample Collection and Analysis (EPA Level IV Validation) ³	Analytical Results	Regulatory Interaction ⁴	Regulatory Interaction ⁵
Creek bed sediments	Not addressed	Not addressed	Creek sediment samples -TCL/TAL analyses	ppb-level volatiles		
Background samples	Not addressed	Not addressed	One creek sediment; one ocean sediment; two soil samples, one surface and one subsurface; pesticides/PCBs and metals analysis	ppb-level pesticides		

Source:

- ¹ ES, 1985
- ² WCC, 1988.
- ³ USAF, 1991; WCC, 1993
- ⁴ USEPA, 1993
- ⁵ ADEC, 1993b

KEY:

- ADEC - Alaska Department of Environmental Conservation
- EPA - Environmental Protection Agency
- ES - Engineering-Science
- IRP - Installation Restoration Program
- LRRS - Long Range Radar Sites
- N/A - Not applicable
- NFA - No further action
- PA - Preliminary Assessment
- PCB - Polychlorinated biphenyl
- POL - Petroleum, Oil, Lubricant
- ppb - Parts per billion
- ppm - Parts per million
- ROD - Record of Decision
- SI - Site Investigation
- TAL - Target Analyte List
- TCL - Target Compound List
- TSD - Treatment storage and disposal
- USAF - United States Air Force
- WCC - Woodward-Clyde Consultants

APPENDIX I-2
Summary of Analytical Results for Active IRP Source Areas
Tin City LRRS

IRP Source	Contaminant Source	Media Sampled	Analyte	Maximum Concentration ¹ (mg/kg) (mg/l for metals)	Laboratory Method SW846
ST 12a, UST #3	Diesel from UST	Soil/Unconsolidated sediments/fill	DRO GRO BTEX <i>Metals:</i> Arsenic Barium Cadmium Chromium Mercury Lead Selenium Silver	6,304 1,237 15.6 0.60 0.89 ND 0.08 ND 0.2 0.05 0.18	8100M 8015M 8020 3050/6010 3050/6010 3050/6010 3050/6010 3050/7471 3050/6010 3050/6010
ST 12b, UST #20	Waste oil from UST	Soil/Unconsolidated sediments/fill	DRO GRO BTEX <i>Metals:</i> Arsenic Barium Cadmium Chromium Mercury Lead Selenium Silver	3,721 351 0.99 0.06 0.52 ND 0.5 ND 0.14 ND 0.08	8100M 8015M 8020 3050/6010 3050/6010 3050/6010 3050/6010 3050/7471 3050/6010 3050/6010 3050/6010
ST 12c, UST #16	Diesel from UST	Soil/Unconsolidated sediments/fill	DRO GRO BTEX <i>Metals:</i> Arsenic Barium Cadmium Chromium Mercury Lead Selenium Silver	50,161 44,440 470 0.07 0.58 ND 0.07 ND 0.11 0.05 0.09	8100M 8015M 8020 3050/6010 3050/6010 3050/6010 3050/6010 3050/7471 3050/6010 3050/6010 3050/6010
SS 13a, Spill/Leak #3 at LTT	Diesel from buried drum	Soil/Unconsolidated sediments/fill	DRO TPH	14,800 21,300	8100M 418.1
SS 14b, Spill/Leak #4 near Building 76-200	Diesel from group of 3 USTs	Soil/Unconsolidated sediments/fill	DRO	17,081	8100M

Source: USAF, 1993.

Footnote:

¹Laboratory reported units and methods are inconsistent with each other for metals.

KEY: BTEX - Benzene, toluene, ethylbenzene, xylenes

DRO - Diesel range organics

GRO - Gasoline range organics

IRP - Installation Restoration Program

LRRS - Long Range Radar Sites

LTT - Lower Tramway Terminal

mg/kg - Milligrams per kilogram

mg/l - Milligrams per liter

TPH - Total petroleum hydrocarbons

UST - Underground storage tank

APPENDIX I-3
Soil Analytical Results from UST #3, #16, and #20
Tin City LRRS
(Units: mg/kg)

ST	UST #	DRO	GRO	Total BTEX	Benzene	Ethylbenzene	Toluene	m&p Xylene	o-Xylene	
										DESCRIPTION
ST 12a, UST #3		Diesel 10,000 gallon (tank 7.25 diameter x 32 feet)								
19		5	<10	0.64	<0.05	0.29	0.07	0.2	0.08	
20 (rep)		6	181	2.93	0.41	1.3	0.24	0.75	0.23	
21		6,304	1,237	13.19	<0.2	2	<0.2	0.9	10.29	
22 (rep)		4,551	776	5.47	<0.2	1.5	<0.2	0.59	3.38	
23		258	49	2.58	0.33	1.28	0.24	0.73	<0.05	
24		547	95	2.99	0.32	1.24	0.24	0.71	0.48	
25		153	37	2.74	0.33	1.33	0.26	0.82	<0.05	
26		79	200	2.4	<0.2	1.6	<0.2	<0.2	0.8	
27		128	58	2.21	<0.2	1.4	<0.2	0.81	<0.2	
32		282	430	2.7	<0.2	1.6	<0.2	1.1	<0.2	
33		346	184	15.4	<0.2	6	0.4	6	3	
34		837	432	15	<0.2	5	2	5	3	
ST 12b, UST #20		Oil/Water Separator Waste 300 gallon (tank 3.16 diameter x 5 feet)								
6		2,051	351	0.99	0.1	0.35	0.08	0.24	0.22	
7		3,721	210	0.78	<0.05	0.08	<0.05	0.44	0.26	
8		1,491	275	0.13	<0.05	0.08	<0.05	0.05	<0.05	
9		11	<10	0.06	<0.05	0.06	<0.05	<0.05	<0.05	
10		64	<10	0.17	<0.05	0.07	<0.05	0.1	<0.05	
ST 12c, UST #16		Diesel 4,000 gallon (tank 6.25 diameter x 17 feet)								
11		9,154	1,078	40.09	<0.05	0.33	<0.05	0.36	39.4	
12		26,988	734	43	<1	<1	<1	<1	43	
13 (rep)		28,679	44,440	12.2	<1	1.2	<1	<1	11	
14		21,292	1,787	36.4	<0.2	1.75	<0.2	2.45	32.2	
15		6,197	250	4.82	<0.2	1.22	<0.2	0.3	3.3	
16		12,671	2,830	467	<1	<1	<1	154	313	
17		21,892	907	9.13	<0.05	0.44	0.76	2.62	5.31	
18		50,151	2,121	30.3	<1	22	<1	1.1	7.2	

Source: USAF, 1993.

KEY:

BTEX - Benzene, toluene, ethylbenzene, total xylenes
DRO - Diesel range organics
GRO - Gasoline range organics
ID - Identification

LRRS - Long Range Radar Station
Rep - Replicate sample
RCRA - Resource Conservation Recovery Act
TC - Toxicity characteristic
UST - Underground storage tank

Note: Eight RCRA TC metals (Arsenic, Barium, Cadmium, Chromium, Mercury, Lead, Selenium, Silver) were analyzed and summarized on Table 1-2.



Appendix J

Key Personnel Biographies

7. Brief résumé of key persons, specialists, and individual consultants anticipated for this project.	
a. Kenneth W. Kilmer Environmental Engineer/Geologist	b. Project Assignment: Program Manager
c. Name of Firm With Which Associated: EA Engineering, Science, and Technology, Inc.	d. Years Experience: With This Firm 10 With Other Firms 13
e. Education: Degree(s)/Year/Specialization: M.S./1972/Environmental Science M.A./1969/Geochemistry—Chemistry B.A./1967/Geology	f. Active Registration: Year First Registered/Discipline:

9. Other Experience and Qualifications relevant to proposed project:

Basis of Team Selection:

- Solid waste management master planning
- Regulatory liaison/permitting
- Environmental/site issues
- Client interface
- Leachate management

In his 10 years at EA, Mr. Kilmer has directed multidisciplinary projects in the areas of hazardous and solid waste; wastewater facilities planning and design; landfill closure; industrial pretreatment; site assessment/audit; and groundwater geohydrologic studies.

Solid Waste Disposal

Worked in a broad spectrum of solid waste management activities, including master planning, facility siting, design and permitting, resource recovery, and recycling. Managed investigations at sanitary landfills, including full hydrogeologic analysis and development of remedial engineering alternatives. In charge of the design of a lined/leachate collection sanitary landfill in full compliance with latest design guidelines. Designed methane gas venting system for municipal/commercial landfill. Prepared closure plan, including drawings, specifications, and bidding documents. Served as Project Director for SI, RI/FS for a 32,000-acre closure program at Fort Meade,

Maryland. Prepared four-county resource recovery study, including landfill siting, waste transport analysis, and facility siting. Implemented innovative leachate recycling system at a municipal landfill utilizing the waste mass as a controlled bioreactor. Provided expert testimony on landfill liner systems and associated contaminant transport issues.

Siting, Permitting, and Design of New Landfill, City of Annapolis

- Directed the evaluation of solid waste management alternatives for the City of Annapolis and negotiated with the Maryland Department of the Environment on the siting of a new facility.
- Managed the hydrogeologic evaluation of the existing and new sites and the conceptual design of a high-density polyethylene-lined facility. Provided expert testimony with regard to hydrogeology and facility design in support of zoning special exception hearings.

Siting, Permitting, and Design of Central Landfill Facility, Worcester County Commissions

- Directed siting evaluations, public participation, geologic and hydrogeologic site investigations.
- Directed permitting and preliminary engineering design that balanced site utilization and wetlands protection.

- Implemented innovative leachate recycle system and zero discharge stormwater system.
- Developed master plans for county disposal.

Solid Waste Management/Design, Prince George's County

- Project Director and project oversight.
- Managed groundwater/leachate monitoring in compliance with RCRA Subtitle "D."
- Regulatory liaison.

Relevant Section 8 Projects:

- Worcester County
- Marsh Run
- Prince George's County
- Howard County
- Kane & Lombard

incineration. The project resulted in savings of \$4.5 million in capital expenditures and \$1 million annually in operating costs. Successful negotiation of a permit modification reduced pollution abatement capital costs by \$6.2 million.

- Remediation Specialist, Bioremediation Pilot Studies. Member of a corporate committee chartered to develop and implement bioremediation expertise within DuPont. Designed and monitored bioremediation pilot studies, including studies for in-situ remediation of chlorinated solvents in groundwater, ex-situ remediation (biopile) of petroleum contaminated soils and phytoremediation of lead-containing soils.
- Author of over 10 publications in technologies and environmental issues.



Appendix K

Document Production QA/QC

**FORM QA/QC
REPORT QUALITY CONTROL CHECKLIST**

Title of Report: Draft Remedial Investigation/Feasibility Study
Client: 611th Civil Engineering Squadron, Environmental Management Flight, Elmendorf Air Force Base, Alaska
Anticipated Date of Report: December, 1995
Status (Draft, Final): Draft

Reviewer's Initials	Date Checked	Comments
		Project Manager - 50% Review (Mandatory)
		Has a Project Control Notebook been completed and provided to reviewer? Includes: contract/authorization, Budgets, SOW, QA/QC Plan, org. chart, schedule, list of files, outlines, communication, and project background
		Is the organization of the project information consistent with the SOW and Budget?
		Does the outline match the Scope of Work (SOW)?
		Is the level of effort indicated by the outline consistent with the budget and SOW?
		Has the number of figures and tables been indicated in the outline?
		Has an attempt been made to minimize the reproduction cost of the drawings (is color necessary? Can it be reduced from 11x17 to 8.5x11? Is CADD required?)
		Are there any outstanding technical issues or client concerns which need to be resolved or addressed prior to report writing?
		Have appropriate project documents been maintained in the master files?
		Technical Review - General
		Does the report reflect the SOW appropriately?
		Are there technical issues which need to be addressed?
		Is the report organization appropriate?
		Is the level of detail overall appropriate?
		Are the conclusions appropriate?
		Are the recommendations appropriate?
		Is there an executive summary and does it accurately reflect the conclusions & recommendations sections?
		If comments were received during a draft or predraft version, have all the comments been addressed appropriately?
		Has background information used in the report been verified?
		Are calculations and assumptions accurate? Are calculation methods, assumptions (parameters) clearly identified?
		Are conversion factors provided, if necessary?
		Are the data used appropriate?

FORM QA/QC
REPORT QUALITY CONTROL CHECKLIST

Title of Report: Draft Remedial Investigation/Feasibility Study
Client: 611th Civil Engineering Squadron, Environmental Management Flight, Elmendorf Air Force Base, Alaska
Anticipated Date of Report: December, 1995
Status (Draft, Final): Draft

Reviewer's Initials	Date Checked	Comments
		Have the data been verified for accuracy? Complete "Technical Review -Tables" portion of this document.
		Were the data verified against an original source? Indicate source in comments.
		Preliminary numbers in text match those on tables?
		Are the figures or interpretive graphics appropriate?
		Have the figures been verified for accuracy and completeness? Complete "Technical Review - Maps/Drawings/Cross-Section" portion of this document.
		Were the figures verified against an original source? Indicate source in comments.
		Preliminary numbers in text match those on figures?
		Technical Review - Maps/Drawings/Cross Sections
		Locations of all soil borings; core penetrometer tests; and monitoring, injection, extraction, and supply wells and their screen intervals. These features should be referenced to a location map and the total depth (T.D.) shown.
		The depth of boreholes, well construction details, surface and groundwater elevations, and other features have been checked on sections or profiles
		Lithology using USCS symbols; structural features (faults and folds, if present); and hydrologic features, such as gravel-filled trenches, based on all available data (surface geologic maps, trench logs, boring logs, core penetrometer tests, and geophysical
		Correlations of stratigraphic units, if more than one lithologic formation.
		Correlations of hydrostratigraphic units (aquifers and aquitards, water-bearing zones, etc.).
		Interpreted potentiometric surface for each hydrostratigraphic zone to the extent supported by the available data.
		Static water levels in wells (labeled with date of measurement) or measured first water in soil borings (if static unavailable).
		Sampling intervals of boreholes with the contaminant values if contoured (contours without the data points are not acceptable to DTSC).
		Are cross-sections and accompanying maps presented at the same scale to facilitate their review and use (if appropriate)? Are cross-sections easy to use?
		All maps have north arrows. Orientation has been checked from independent source.

FORM QA/QC
REPORT QUALITY CONTROL CHECKLIST

Title of Report: Draft Remedial Investigation/Feasibility Study
Client: 611th Civil Engineering Squadron, Environmental Management Flight, Elmendorf Air Force Base, Alaska
Anticipated Date of Report: December, 1995
Status (Draft, Final): Draft

Reviewer's Initials	Date Checked	Comments
		Editorial Review - Style/Consistency
		Is the document clear, concise, and easy to read?
		Is the organization of the document easy to follow?
		An active versus a passive sentence is used whenever possible (i.e., use "completing" instead of "completion of")
		Is the use of archaic words such as "heretofor" or "thereafter" limited?
		Does the executive summary accurately reflect the conclusions and recommendation sections?
		Are all tables provided with the document for review?
		Are all tables and figures referenced in the document at first use (appearance)?
		Are all figures provided with the document for review?
		Are all appendices/addendums attached to the document?
		Are all appendices/addendums referenced appropriately?
		References: statements of fact or interpretation that come from other documents or personal communication have been referenced (i.e. "Jones, 1994")
		References: if there is more than one reference from a single source or author in one year, the references are qualified (in both text and reference list) as 1993a, 1993b, etc.
		References: are all references cited in the main body of the report (either text or tables) listed in the reference list?
		A list of acronyms is provided (if appropriate)
		Has the consistency of acronym use been checked?
		When calculations are cited, the methods of calculation and the assumptions (parameters) used are clearly identified
		A list of conversion factors is provided (if appropriate)
		Is the document formatted correctly?
		Has the document been spell checked?
		Is the table of contents updated and current?
		All pages in the main body of the report have page numbers (figures and tables)
		Has the document title been updated in the cover letter, cover, title page, and/or header/footer?

FORM QA/QC
REPORT QUALITY CONTROL CHECKLIST

Title of Report: Draft Remedial Investigation/Feasibility Study
Client: 611th Civil Engineering Squadron, Environmental Management Flight, Elmendorf Air Force Base, Alaska
Anticipated Date of Report: December, 1995
Status (Draft, Final): Draft

Reviewer's Initials	Date Checked	Comments
------------------------	-----------------	----------

Editorial Review - Tables

	Has a source has been listed for the table, if appropriate?	
	Title and page number of table matches TOC?	
	Units for numerical values shown on tables are clearly identified?	
	A key for all abbreviations is provided or referenced?	
	Style (font, title block, etc.) is consistent for all tables?	
	Accuracy of tables has been checked with original source? Verify that accuracy has been checked by Technical Reviewer.	

Editorial Review - Maps/Drawings/Cross Sections

	All maps have north arrows and scales? All symbols and patterns shown on the map are identified in the legend?	
	If the text refers to a geographic feature (building, stream, sample location), it is shown on the map in that section.	
	The figure that contains that map has been identified in the text following the description of the geographic feature.	
	The title of the drawing matches the table of contents (page number matches too)	
	Symbols are consistent from figure to figure (same symbols used each time) and text is legible and spelled correctly.	

Appendix L

Data Validation Summary

APPENDIX L

DATA VALIDATION SUMMARY FOR FIELD AND LABORATORY DATA

L.1 INTRODUCTION

This appendix summarizes the data validation of the analytical results for soil, water, and wipe samples analyzed as part of the Remedial Investigation/Feasibility Study (RI/FS) at the Tin City Long Range Radar Site (LRRS), Alaska. Environmental samples collected for this RI/FS were analyzed between July 19 and August 14, 1995 by EA Laboratories in Sparks, Maryland. Laboratory and field generated data were reviewed by the project Quality Assurance Officer for adherence to the project data quality objectives (DQOs) and quality control parameters identified in the Tin City Draft Final Sampling and Analysis Plan [SAP (EA, 1995)]. Based on data review findings, project data are either reported with out qualification, or with appropriate flags assigned. Data validation guidelines contained in "National Functional Guidelines for Organic and Inorganic Data Review" (EPA 1994), and the specifications listed in the Air Force Center for Environmental Excellence (AFCEE) Handbook (AFCEE, 1993) were followed. Where appropriate and necessary, professional judgment, rather than predetermined criteria were used to determine data qualifiers. In these cases, decisions are noted with justification.

The specific information presented in this appendix includes the following:

- summary of data quality objectives;
- summary of items reviewed; and
- data validation results.

Based on the information reviewed, The Tin City LRRS RI/FS data are judged to be valid and meet project objectives.

L.2 SUMMARY OF DATA QUALITY OBJECTIVES

DQOs are quantitative and qualitative statements which specify the quality of data required to support decisions during remedial investigations. These objectives are based on the end use of the data, and are expressed in terms of precision, accuracy, representativeness, comparability, and completeness (PARCCs). Valid data are determined by adherence to these objectives, laboratory control limits for individual analyses, and requirements of the analytical methods.

For example, results affected by external contamination or missed holding times are not considered valid because they may not accurately characterize the concentration of analytes in the sample. However, results exhibiting matrix effects are considered valid if the samples were analyzed according to the requirements of the analytical method. Matrix affects are caused by the physical nature of the sample.

Definitions for PARCC parameters are presented below. Numerical goals for quantitative DQOs are contained in Table L-1.

L.2.1 Precision

Precision measures the reproducibility of measurements under a given set of conditions. Precision was evaluated by verifying that the percent recovery of each analyte in Laboratory Control Samples (LCS) are within accuracy control limits. When control limits are established for accuracy, they automatically identify the precision of the method. LCSs were analyzed with each batch of project samples. LCSs and other QC samples and indicators are described in the project SAP. Percent recovery (%R) is defined as:

$$\%R = \frac{A}{B} \times 100$$

where: A = the measured concentration of the analyte in the sample
B = the known (or added) concentration of the analyte in the sample

The project SAP identifies calculating the relative percent difference between duplicate field samples as the intended method for determining project precision. However, because of project limitations, duplicate soil samples were not collected. Ten percent of samples were collected in duplicate for water (one sample). Positive results for this sample/duplicate pair are presented below:

<u>Sample</u>	<u>Detected Analyte</u>	<u>Concentration</u>	<u>Practical Quantitation Limit</u>
95TCA003SW (primary)	Arsenic	1.4 ug/L	1 ug/L
	Lead	1.7 ug/L	1 ug/L
	Selenium	4.6 ug/L	2 ug/L
95TCA603SW (duplicate)	Chromium	6 ug/L	2 ug/L

Comparisons between these samples are not possible because no common analytes were detected. Additionally, because the detected analytes are close to the practical quantitation limit, comparisons to negative results in the duplicate pair are not accurate indicators of precision. Consequently, the precision assessments for water were performed using LCSs as described above.

The precision of field data were assessed by means of daily calibration standard %R.

L.2.2 Accuracy

Accuracy is a measure of method bias or the level of measurement agreement with a known true value. Like precision, the accuracy of each analytical batch was assessed using %R of the LCS. Similarly, the precision of field data were assessed by means of calibration verification standard %R.

L.2.3 Representativeness

Representativeness is a qualitative parameter which evaluates how accurately the data represent the actual environmental conditions. Representativeness was evaluated by the analysis of method, trip, and equipment blanks; and matrix spike samples. Method, trip, and equipment blanks are used to identify sources of contamination not associated with environmental conditions. Matrix spike samples are used to evaluate the effects of the matrix on the analytical process.

L.2.4 Comparability

Comparability is an expression of the confidence with which one data set can be compared to another. Comparability is achieved through the use of standard sampling procedures, analytical methods, and units of measurement.

L.2.5 Completeness

Completeness is the number of measurements judged valid, compared to the total number of measurements anticipated. Completeness was calculated as the number of valid measurements reported, divided by the total number requested from the laboratory, expressed as a percentage. In cases where an analytical method measures multiple individual analytes, the criteria apply to each analyte.

Similarly, field measurement completeness will be determined by the number of valid measurements divided by the number of expected measurements, expressed as a percentage.

L.3 SUMMARY OF ITEMS REVIEWED

L.3.1 Laboratory Data

As specified in the project SAP, sample results, summary quality control (QC) results, and supporting documentation were reviewed for all samples. These review items include:

1. Case Narrative
 - Analytical Narrative
 - Analytical Methods
 - Data Qualifiers
 - Summary Data Tables
2. Chain-of-Custody
3. Sample Data
 - Sample Results (including field blanks)
 - Chromatographic Pattern Interpretation (Gasoline, Diesel, and Residual Range Organics)

- QC Summary
 - method blank results
 - matrix spike/duplicate matrix spike recoveries
 - surrogate recoveries
 - GC/MS tuning summary
 - internal standard area summary
 - PQLs
 - initial calibration summary
 - continuing calibration verification summary
 - LCS recoveries

Raw data for all aspects of sample analysis, including those mentioned above, were reviewed for approximately ten percent of project samples. No anomalies were found in the raw data.

Methods for reviewing the above parameters are described below:

- Sample results were reviewed for agreement with other measured parameters, field measurements, and field documentation (e.g., boring logs). Additionally, digital data was spot-checked for agreement with hardcopy data. Field blanks were reviewed for results above the PQL. The impact to associated samples was evaluated for all positive field blank results. Samples associated with trip blanks are defined as those transported to the laboratory in the same cooler. Samples associated with rinsate blanks are defined as those collected on the same day using the equipment the rinsate blank was collected from. Data validation guidelines (EPA, 1994) do not require data qualification if samples associated with a contaminated blank contain the analyte at concentrations greater than five times the blank (greater than 10 times the blank concentration for common laboratory contaminants). Similarly, associated samples with no detectable level of the analyte do not require qualification.
- Chain-of-Custody (COC) records were reviewed to ensure that samples were received at the laboratory at proper temperature and in good condition. Agreement between COCs and reported data were also verified.
- Chromatographic patterns for Gasoline Range (GRO), Diesel Range (DRO), and Residual Range Organics (RRO) were reviewed. GRO patterns were assessed for hydrocarbons associated with DRO eluting in the gasoline range. DRO and RRO patterns were reviewed for non-petroleum hydrocarbons (e.g. biogenic).
- The following QC samples and summary indicators were reviewed:
 - Laboratory method blank results were reviewed for analytes above the PQL. Data validation guidelines (EPA, 1994) do not require data qualification if samples associated with a contaminated blank contain the analyte at concentrations greater than five times the blank (greater than 10 times the blank

concentration for common laboratory contaminants). Similarly, associated samples with no detectable level of the analyte do not require qualification.

- matrix spike/duplicate matrix spike recoveries for each spiking compound was compared to laboratory QC limits (Table L-2). The RPD between the MS/MSD percent recoveries were also reviewed. As directed in the Project SAP, MS/MSD samples were used to assess matrix effects, not control the analytical process. Samples are qualified only if analytes are outside of QC limits in both the MS and the MSD. Samples analyzed for MS/MSD are listed on Table L-3.
- Surrogate spike compounds were added to all samples analyzed for organic parameters (except ethylene glycol). Surrogate spike recoveries provide an indication of data accuracy and are used to verify field sample and QC sample results. The surrogate recoveries were compared to established laboratory QC limits (Table L-2).
- GC/MS tuning summaries, internal standard area summaries, initial and continuing calibration summaries, and PQLs were reviewed together as an assessment of method performance. Tuning and internal standard summaries were compared against method requirements (SW8260A and SW8270A). Similarly, performance criteria for initial and continuing calibration verification were reviewed against method requirements. Achievement of project PQLs were also assessed. Criteria for these parameters are contained in the project SAP.
- LCS requirements shown on Table L-2 were reviewed for all LCSs.

Tables L-4, and L-5 summarize analytical methods and data qualifiers for the Tin City LRRS RI/FS.

L3.2 Field Data

The following field data checks were performed:

- completeness of field records
- identification of valid results
- correlation of field test data
- identification of anomalous field test data
- assessment of the accuracy and precision of the field test data and measurements

Field measurements included screening of samples for organic vapors using a photoionization detector (PID), and water quality measurements associated with surface-water sample collection. Other field measurements identified in the project Work Plan were omitted from the scope of work by the on-site AFCEE representative.

A check of field record completeness found that all requirements for field activities in the SOW have been fulfilled, complete records exist for each field activity, and the procedures

specified in the program planning documents have been implemented. As described above, an assessment of the precision and accuracy of the field data was made, based on calibration records, and daily quality control records. No anomalies were found with any data.

L.4 VOLATILE ORGANIC ANALYSES - EPA METHOD SW8260A

L.4.1 Completeness of Scheduled Analyses

As shown in Table L-6, 16 soil (sediment) and 7 water samples were scheduled for VOC analyses. All analyses were 100 percent complete.

L.4.2 Sample Holding Time Summary

The holding time for VOCs is 14 days from date of collection to analysis. No VOC holding times were exceeded for the samples analyzed.

L.4.3 Blank Summary

VOCs detected in laboratory and field blanks are shown in L-7. Naphthalene was detected in two water laboratory blanks at the PQL; however, no data were affected because the compound was not detected in any primary water sample. Toluene, total xylenes, chloroform, methylene chloride were detected in three field blanks. Concentrations of the above compounds in associated primary samples were either not detected or greater than five times the field blank results (greater than ten times for common laboratory compounds).

L.4.4 Surrogate Spike Summary

The surrogate spikes and QC limits used in Method SW8260A are shown on Table L-2.

The following samples yielded surrogate recoveries that did not meet QC criteria. Sample reanalysis produced similar results. All VOC analytes in these samples were qualified as indicated:

<u>Sample</u>	<u>Matrix</u>	<u>Surrogate Recovery (%)</u>	<u>Qualifier</u>
95TCG008SB1.5	soil	132 (DBF); 70 (BFB)	J
95TCG008SB3.0	soil	131 (DBF); 71 (BFB)	J
95TCF004SB12.0	soil	154 (DBF); 80 (TOL); 52 (BFB)	*

*Sample qualified due to matrix effects, as described in following sections.

Sample results with surrogate recoveries above allowable limits were not qualified if no analytes were detected in the sample.

L.4.5 Matrix Spike and Matrix Spike Duplicate Results

With one exception, all VOC matrix spike recoveries were within the QC limits. The chlorobenzene recoveries for the sample 95TCF004SB12.0 matrix spike pair (138% and 148%, respectively) did not meet acceptance criteria. Due to errant surrogate recoveries, matrix spike analyses, and low internal standard recoveries (described below), VOC results for this sample have been qualified with an "M", indicating matrix interferences.

L.4.6 Method Performance Summary

For the following samples, the minimum instrument response of -50% of the daily calibration standard was not met for some internal standards. However, except for 95TCG008SB1.5 and 95TCF004SB12.0, these areas were not so low as to impact the laboratory's ability to detect target analytes at the required PQLs. Sample reanalysis yielded similar results for these samples. Positive results quantified with these low internal standards have been qualified as indicated below (analytes previously qualified due to errant surrogate recoveries or matrix effects were not further qualified due to low internal standard areas):

<u>Sample</u>	<u>Quantified Analytes</u>	<u>Qualifier</u>
95TCE004SB3.0	none	
95TCF004SB12.0	all analytes	previously qualified with M
95TCG001SB1.0	1,3,5-trimethylbenzene	J
95TCG002SB1.0	none	
95TCG002SB1.5	1,3,5-trimethylbenzene tetrachloroethene	J J
95TCG008SB1.5	all analytes	previously qualified with J
95TCG008SB3.0	none	

Except for samples requiring dilution due to elevated levels of analytes or matrix effects, all target PQLs were met or exceeded. Results with elevated PQLs have not been qualified.

L.4.7 Laboratory Control Sample Summary

All water and soil LCSs met project objectives.

L.5 ORGANOCHLORINE PESTICIDES AND POLYCHLORINATED BIPHENYL ANALYSES - EPA METHOD SW8080A

This sections summarizes data validation findings for both pesticide/PCB and PCB only analyses.

L.5.1 Completeness of Scheduled Analyses

As shown on Table L-6, 19 soil/sediment/wipe and 9 water samples were analyzed by SW8080A. Analyses were completed for 100 percent of the samples.

L.5.2 Sample Holding Time Summary

The holding times for Method SW8080A are 7 days from collection to extraction for water and 14 days for soils. Requirements for both matrices allow 40 days from extraction to analysis. All samples were extracted and analyzed within the holding time limits.

L.5.3 Blank Summary

No Method SW8080A analytes were detected in any laboratory or field blank (Table L-7).

L.5.4 Surrogate Spike Summary

Decachlorobiphenyl (DCB) was reviewed as the primary surrogate (Table L-2). Tetrachloro-m-xylene (TCX) is a secondary surrogate, which was evaluated only when the primary surrogate was outside the QC limits. In cases where the primary surrogate exceeded control limits but the secondary surrogate was acceptable, sample results were validated without qualification. Similarly, samples diluted prior to analysis due to matrix interferences were not qualified if the surrogate was diluted below the quantitation limit.

With the exception of sample 95TCN003SS, All surrogate recoveries for samples analyzed by method SW8080A were acceptable. For this sample, DCB was not recovered and TCX yielded 169% and 63% on the two analysis columns. Because the TCX recoveries were within or above acceptance criteria (positive bias) and no analytes were detected in the sample, no data were qualified.

L.5.5 Matrix Spike and Matrix Spike Duplicate Results

Nine of 12 Matrix spike recoveries for MS/MSD pair 95TCA003SD failed to meet QC criteria. These results are indicative of matrix interferences due to the elevated concentrations of petroleum hydrocarbons in associated samples.

Recoveries for 4,4'-DDT (13%/15%) did not meet the lower limit of 26%. in the MS/MSD pair for sample 95TCK002SS. No additional evidence of matrix effects were noted in the sample, or other associated samples; consequently, no data were qualified.

A summary of samples showing matrix effects and assigned qualifiers is presented below:

<u>SAMPLE</u>	<u>Qualified Analytes</u>	<u>Qualifier</u>
95TCA001SD	all method 8080 analytes	M
95TCA002SD	all method 8080 analytes	M
95TCA003SD	all method 8080 analytes	M
95TCJ001SD	all method 8080 analytes	M
95TCJ002SD	all method 8080 analytes	M

L.5.6 Method Performance Summary

Except for samples requiring dilution due to elevated levels of analytes or matrix effects, all target PQLs were met or exceeded. Results with elevated PQLs have not been qualified.

For some analyses, the percent difference (%D) for some of the target analytes in the continuing calibration standards analyzed during sample analysis were either with in method QC limits on at least one analysis column, or had an increased response (positive bias) relative to the initial calibration. Because one of the individual analytes were detected in these samples, data useability is not impacted and no qualifiers were assigned.

However, the %Ds for the analytes tabulated below were above the method limits and exhibited a decrease in response in calibration verification standards relative to the initial calibration, indicating a negative bias. Negative bias may have affected the ability to detect the compounds at the stated PQL. Samples affected by this bias and the assigned qualifiers are summarized below:

<u>Samples</u>	<u>Affected Analytes</u>	<u>Assigned Qualifiers</u>
95TCN001SS	gamma-BHC	J
95TCN002SS	heptachlor	J
95TCA001SD	endrin	J
95TCA002SD	4,4'DDT	J
95TCA003SD	methoxychlor	J
95TCJ001SD	beta-BHC	J
95TCJ002SD	endosulfan II	J
	endosulfan sulfate	J
	endrin aldehyde	J
	endrin ketone	J
95TCN003SS	4,4'DDT	J
95TCN003SS	methoxychlor	J
	endosulfan sulfate	J
	endrin aldehyde	J
	endrin ketone	J
95TCI001SS	4,4'DDT	J
95TCH001SS	methoxychlor	J
95TCH002SS		
95TCK003SS	all aroclors	J

The high %Ds exhibited in the calibration verification standards are the result of native petroleum concentrations present in the samples which impacted the instrument performance. Because these effects are due to the nature of the samples, data are considered valid as qualified.

L5.7 Laboratory Control Sample Summary

All water and soil LCS met project objectives with one exception. The recovery for aldrin in LCS PLCS0464A was below the lower QC limit of 42% at 32% (the recovery of the duplicate LCS was acceptable at 49%). This low recovery appeared to be isolated and does not affect data quality.

L.6 SEMIVOLATILE ORGANIC ANALYSIS (SVOC) - EPA METHOD SW8270A

L.6.1 Completeness of Scheduled Analyses

As shown in Table L-6, 42 soil and 11 water samples were scheduled for Method SW8270A analysis. All analyses were completed, however one sample (95TCJ007SB5.5) was extracted outside of the recommended holding time. Consequently, soil data are 98% complete; water data are 100% complete. The 90 percent completeness goal for scheduled analyses was met.

L.6.2 Sample Holding Time Summary

The holding times for Method 8270 are 7 days from collection to extraction for water and 14 days for soils. Requirements for both matrices allow 40 days from extraction to analysis. With one exception, all samples were extracted and analyzed within the holding time limits. Soil sample 95TCJ007SB5.5 was inadvertently extracted 13 days past the 14 day holding time. All SVOC analytes for this sample have been qualified with a "J."

L.6.3 Blank Summary

No SVOCs were detected in any laboratory or field blank.

L.6.4 Surrogate Spike Summary

EPA data validation guidance (EPA, 1994) allows one acid and one base/neutral surrogate to be out of QC limits with no data qualification. Similarly, data quality is not affected for samples with surrogate recoveries elevated above QC limits and no detected analytes. The following sample yielded two or more surrogate recoveries outside of QC limits in the acid and base/neutral fractions. These errant recoveries appear to be due to the petroleum contamination present in the sample. Sample reanalysis produced similar results. Due to matrix spike analysis results (described below) the SVOC analytes in the affected fractions were qualified with an "M":

<u>Sample</u>	<u>Matrix</u>	<u>Affected Fraction</u>	<u>Qualifier</u>
95TCF003SB7.0	soil	acid	M

L.6.5 Matrix Spike and Matrix Spike Duplicate Results

Recoveries for 2,4-dinitrotoluene (121%/120%) exceeded the upper QC limit of 89% in the MS/MSD pair for sample 95TCD001SB4.0. Because no additional evidence of matrix

effects was noted, no analytes were detected in the sample, and the recoveries are above QC limits, no data were qualified.

The MS/MSD performed on sample TCF004SB12.0 yielded five analytes in the MS and four analytes in the MSD outside of QC limits. These results are indicative of matrix interferences due to the elevated levels of petroleum hydrocarbons present in the samples.

Because the samples in the laboratory batch associated with the errant MS/MSD were collected from four spatially separated areas with differing matrix characteristics, only those samples exhibiting low internal standard recoveries (described in Section L.6.6) and elevated concentrations of petroleum were qualified. These samples are summarized below:

<u>SAMPLE</u>	<u>Qualified Analytes</u>	<u>Hydrocarbon Concentration mg/Kg, Dry Weight</u>	<u>Qualifier</u>
95TCF004SB12.0	all analytes	2400 (DRO)	M
95TCF003SB7.0	all analytes	4300 (DRO)	M
95TCD002SB2.0	all analytes	430 (RRO)	M
95TCG003SB2.0	all analytes	2700 (DRO)	M
95TCG002SB1.5	all analytes	2300 (DRO)	M
95TCG008SB1.5	all analytes	5400 (DRO)	M

L.6.6 Method Performance Summary

For the following samples, the minimum instrument response of -50% of the daily calibration standard was not met for some internal standards due to petroleum contamination present in the samples. Although these response areas were not so low as to impact the laboratory's ability to detect target analytes at the required PQLs, positive results quantified with the low internal standards may be biased. Analytes previously qualified due to matrix effects were not further qualified due to low internal standard areas.

<u>Sample</u>	<u>Quantified Analytes</u>	<u>Qualifier</u>
95TCF004SB12.0	2-methylnaphthalene	previously qualified with M
95TCF003SB7.0	naphthalene 2-methylnaphthalene	previously qualified with M
95TCD002SB2.0	none	
95TCG003SB2.0	none	
95TCG002SB1.5	none	
95TCG008SB1.5	none	

The following samples also yielded instrument response below the minimum QC limits for some internal standards. However, because matrix spikes associated with these samples are acceptable, they have presented and qualified separately from the samples identified above. Although these response areas were not so low as to impact the laboratory's ability to detect target analytes at the required PQLs, positive results quantified with the low internal standards may be biased. Reanalysis produced similar results for these samples.

<u>Sample</u>	<u>Quantified Analytes</u>	<u>Qualifier</u>
95TCA001SD	none	
95TCA003SD	pyrene	J
95TCB002SB1.0	bis (2-ethylhexyl) phthalate	J
95TCB004SB1.0	none	
95TCC002SB5.0	none	
95TCE004SB3.0	none	
95TCG001SB1.0	none	
95TCI001SS	none	
95TCI002SS	none	
95TCJ001SB1.0	none	
95TCJ002SB1.0	none	
95TCJ006SB1.5	none	
95TCJ006SB5.5	2-methylnaphthalene	J
95TCJ007SB5.5	2-methylnaphthalene	J
95TCK003SS	none	
95TCL010RI	none	

Except for samples requiring dilution due to elevated levels of analytes or matrix effects, all target PQLs were met or exceeded. Results with elevated PQLs have not been qualified.

L.6.7 Laboratory Control Sample Summary

All water and soil LCSs met project objectives.

L.7 AROMATIC VOLATILES (BTEX) ANALYSIS - EPA METHOD SW8020A

L.7.1 Completeness of Scheduled Analyses

As shown in Table L-6, 47 soil/sediment and 4 water samples were scheduled for BTEX analyses. All analyses were 100 percent complete.

L.7.2 Sample Holding Time Summary

The holding time for BTEX is 14 days from date of collection to analysis. No holding times were exceeded for the samples analyzed.

L.7.3 Blank Summary

No BTEX compounds were detected in any laboratory or field blank.

L.7.4 Surrogate Spike Summary

All surrogates yielded acceptable recoveries.

L.7.5 Matrix Spike and Matrix Spike Duplicate Results

All matrix spike recoveries were acceptable.

L.7.6 Method Performance Summary

All quality control criteria were met.

L.7.7 Laboratory Control Sample Summary

All water and soil LCSs met project objectives.

L.8 GASOLINE RANGE ORGANICS (GRO) ANALYSIS - ALASKA METHOD AK101

L.8.1 Completeness of Scheduled Analyses

As shown in Table L-6, 54 soil/sediment and 8 water samples were scheduled for GRO analysis. All analyses were 100 percent complete.

L.8.2 Sample Holding Time Summary

The holding time for GRO is 14 days from date of collection to analysis for both soil and water. No holding times were exceeded for the samples analyzed.

L.8.3 Blank Summary

GRO was not detected in any laboratory or field blank.

L.8.4 Surrogate Spike Summary

The GRO concentrations quantitated in several samples are at the beginning of a large hydrocarbon (DRO) envelope which elutes well beyond the gasoline range. In some samples, the GRO surrogate co-elutes with these hydrocarbons and cannot be accurately measured. Surrogate recoveries affected by this co-elution may have values above 500%, and can be greater than 1000%. Reanalysis of these samples confirmed this effect.

In the absence of other errant QC parameters, these elevated surrogate recoveries are assumed not to represent a compromise of data quality. Therefore, GRO results exhibiting grossly high surrogate recoveries and high DRO concentrations are not qualified. Middle distillate hydrocarbons which partially elute in the GRO range are further discussed in Section L.8.8.

All surrogate recoveries were acceptable.

L.8.5 Matrix Spike and Matrix Spike Duplicate Results

All matrix spike recoveries were acceptable.

L.8.6 Method Performance Summary

All quality control criteria were met.

L.8.7 Laboratory Control Sample Summary

All water and soil LCSs met project objectives.

L.8.8 Chromatographic Pattern Review

A review of GRO chromatograms indicate the following GRO results are partially or wholly due to middle petroleum distillates (e.g. diesel) eluting in the GRO integration window (alkane range n-C6 to n-C10). These middle distillate hydrocarbons are not indicative of gasoline.

<u>Sample</u>	<u>Qualifier</u>
95TCB001SB1.0	G
95TCB001SD	G
95TCB002SB1.0	G
95TCB005SB1.0	G
95TCB006SB1.0	G
95TCG002SB01.5	G
95TCG003SB2.0	G
95TCG005SB3.0	G
95TCG008SB01.5	G
95TCE004SB3.0	G
95TCE005SB3.0	G
95TCF003SB7.0	G
95TCF004SB12.0	G

L.9 DIESEL RANGE ORGANICS (DRO) - ALASKA METHOD AK102

L.9.1 Completeness of Scheduled Analyses

As shown in Table L-6, 68 soil and 8 water samples were scheduled for DRO analysis. All analyses were 100 percent complete.

L.9.2 Sample Holding Time Summary

The holding times for Method AK102 are 7 days from collection to extraction for water and 14 days for soils. Requirements for both matrices allow 40 days from extraction to analysis. All holding times were met for the samples analyzed.

L.9.3 Blank Summary

DRO was not detected in any field blank; however, DRO was detected at 4.8 mg/kg in the laboratory method blank extracted 7/25/95 (Table L-7). This response was primarily due to a single peak detected in the blank, and is a laboratory contaminant associated with the detergent used to wash glassware (determined from a GC/MS analysis of the blanks). Since this peak is an obvious laboratory artifact, the area associated with the peak was not used in the quantitation of DRO in associated samples.

L.9.4 Surrogate Spike Summary

DRO surrogate o-terphenyl elutes in the in the middle of the diesel range, simultaneously with DRO. In some samples with elevated levels of hydrocarbons, the DRO surrogate co-elutes with these hydrocarbons and cannot be accurately measured. Surrogate recoveries affected by this co-elution may have values above 300%. Reanalysis of these samples confirmed this effect. Additionally, many samples required dilution prior to analysis to bring extract concentrations within linear calibration range. Consequently, the surrogate was not detectable in these samples. Samples that did not require dilution and or contain elevated concentrations of DRO yielded surrogate recoveries within project QC limits.

In the absence of other errant QC parameters, these elevated surrogate recoveries are assumed not to represent a compromise of data quality. Therefore, DRO results exhibiting grossly high surrogate recoveries and high DRO concentrations are not qualified. Similarly, no data was qualified when surrogate concentrations were diluted below the quantitation limit due to elevated DRO.

All surrogate recoveries were acceptable.

L.9.5 Matrix Spike and Matrix Spike Duplicate Results

All water matrix spike recoveries met QC criteria. However, none of the sixteen soil matrix spike samples (eight MS/MSD pairs) analyzed for the Tin City project could be calculated due to the high native DRO concentrations in the samples. DRO concentrations in spiked samples ranged up to more than 600 times the spike level, completely masking the spike. Consequently, matrix interferences cannot be assessed for DRO soil samples. No data have been qualified.

L.9.6 Method Performance Summary

Except where samples required dilution due to high levels of analyte, PQL criteria were met for all samples. Initial calibration and continuing calibration verification standards were acceptable for all analytical sequences.

L.9.7 Laboratory Control Sample Summary

All water and soil LCSs met project objectives.

L.9.8 Chromatographic Pattern Review

A review of DRO chromatograms indicate the following samples exhibit a pattern showing hydrocarbons that are not consistent with petroleum. These hydrocarbons may be from biogenic sources. DRO results for these samples have been qualified with an I.

<u>Sample</u>	<u>DRO (mg/kg, dry Weight)</u>
95TCJ001SD	50
95TCK001SS*	160
95TCK002SS	8.1
95TCK003SS	55

*Chromatogram exhibits partial diesel pattern.

L.10 RESIDUAL RANGE ORGANICS (RRO) - ALASKA METHOD AK103 (DRAFT)

L.10.1 Completeness of Scheduled Analyses

As shown in Table L-6, 31 soil samples were scheduled for RRO analysis. All analyses were 100 percent complete. Several rinsate blanks were sent to the laboratory for DRO and RRO analysis. Because the RRO method is not applicable to a water matrix, these samples were analyzed for DRO only. This does not represent a compromise of completeness objectives.

L.10.2 Sample Holding Time Summary

The holding times for Method AK103 are 14 days from collection to extraction and 40 days from extraction to analysis. All samples were analyzed within the required holding times.

L.10.3 Blank Summary

RRO was not detected in any laboratory blank.

L.10.4 Surrogate Spike Summary

RRO surrogate o-terphenyl elutes in the in the middle of the diesel range, simultaneously with DRO. In some samples with elevated levels of hydrocarbons, the RRO surrogate co-elutes with these hydrocarbons and cannot be accurately measured. Surrogate recoveries affected by this co-elution may have values above 800%. Reanalysis of these samples confirmed this effect. Additionally, many samples required dilution prior to analysis to bring extract concentrations within linear calibration range. Consequently, the surrogate was not detectable in these samples. Samples that did not require dilution or contain elevated concentrations of DRO yielded surrogate recoveries within project QC limits.

In the absence of other errant QC parameters, these elevated surrogate recoveries are assumed not to represent a compromise of data quality. Therefore, RRO results exhibiting grossly high surrogate recoveries and with elevated levels of DRO concentrations are not

qualified. Similarly, no data was qualified when surrogate concentrations were diluted below the quantitation limit.

All surrogate recoveries were acceptable.

L10.5 Matrix Spike and Matrix Spike Duplicate Results

Seven of twelve matrix spike recoveries (MS/MSD pairs) analyzed for the Tin City project could not be calculated due to the high native petroleum hydrocarbons concentrations in the samples. These native concentrations masked the added spike. All of the remaining five recoveries were acceptable. No data have been qualified.

L10.6 Method Performance Summary

Except where samples required dilution due to high levels of analyte, PQL criteria were met for all samples. Initial calibration and continuing calibration verification standards were acceptable for all analytical sequences.

The alkane representing the end of the RRO integration window (n-pentatetracontane, n-C45) was not commercially available. Therefore, the n-C45 retention time was estimated by continuing the analysis time several minutes beyond the n-C44 retention time. None of the samples analyzed exhibited hydrocarbons near the end of the RRO range.

L10.7 Laboratory Control Sample Summary

All LCS met project objectives.

L10.8 Chromatographic Pattern Review

A review of RRO chromatograms indicate the following samples exhibit an RRO pattern showing hydrocarbons that are not consistent with petroleum. These hydrocarbons may be from biogenic sources. RRO results for these samples have been qualified with an I.

<u>Sample</u>	<u>RRO (mg/kg, dry Weight)</u>
95TCJ001SD	210
95TCK001SS	800
95TCK002SS	62
95TCK003SS	360

L11 TOTAL METALS - EPA METHODS SW6010A AND SW7000A SERIES

This sections summarizes data validation findings for both the eight RCRA metals (arsenic, barium, cadmium, chromium, lead, mercury, selenium, and silver) and lead analysis only.

L11.1 Completeness of Scheduled Analyses

As shown in Table L-6, 19 soil/sediment and 9 water samples were scheduled for metals analysis. All analyses were completed, however one sample (95TCK002SS) was associated with a laboratory method blank contaminated with chromium. Consequently, data for chromium in soil are 95% complete. Water data are 100% complete. The 90 percent completeness goal for scheduled analyses was met.

The project SAP specified that the 23 Target Analyte List (TAL) metals were to be analyzed for the following samples. However, the 8 RCRA metals were inadvertently requested on COC forms and subsequently reported by the laboratory.

<u>Sample</u>	<u>Matrix</u>
95TCK002SS	Soil
95TCA001SW	Water
95TCA001SD	Sediment
95TCA002SW	Water
95TCA002SD	Sediment
95TCA003SW	Water
95TCA003SD	Sediment
95TCA603SW	Water
95TCK001SW	Water
95TCK002SW	Water
95TCK003SW	Water
95TCD002SB2.0	Soil
95TCD001SB4.0	Soil
95TCD003SB4.0	Soil
95TCG003SB2.0	Soil
95TCG002SB01.5	Soil

L11.2 Sample Holding Time Summary

The holding time limit for EPA Methods 6010/7000 is 6 months from the date of collection to analysis, with the exception of Method 7471/7470 for mercury analysis which is 28 days from the collection date. All samples were analyzed within the holding time limits.

L11.3 Blank Summary

As shown in Table L-7, arsenic, lead, and mercury were each detected in one water method blank. Chromium and lead were each detected in one soil method blank. Mercury was not detected in any water sample. Lead and arsenic were either not detected in any associated water sample, or the concentration of the analyte was greater than five times the amount in the laboratory blank. Similarly, lead was not detected in any primary soil sample associated with the impacted method blanks. However, chromium was detected at 1.3 mg/kg in sample 95TCK002SS and in the associated method blank at 0.91 mg/kg. Consequently, chromium value for the impacted sample was qualified with a Bl, indicating potential laboratory contamination. No other soil data required qualification.

Metals detected in rinsate blanks do not affect any associated water or soil sample. No sampling equipment was used to collect water samples. Soil samples associated with contaminated rinsate blanks exhibited metals concentrations many times greater than the PQL: rinsate blanks impacts close to the PQL do not affect these samples.

L11.4 Matrix Spike and Matrix Spike Duplicate Results

The following matrix spike samples did not meet QC criteria. Associated samples have been qualified as indicated due to suspected matrix interferences:

<u>MS/MSD Sample</u>	<u>Metal</u>	<u>Spike Recoveries/ Limits</u>	<u>Associated Samples</u>	<u>Qualifier</u>
95TCD002SB2.0	Selenium	67.7%, 72.6%/ 75%-125%	95TCD002SB2.0	M
			95TCD001SB4.0	M
			95TCD003SB4.0	M
			95TCG003SB2.0	M
			95TCG002SB1.5	M
95TCA603SD	Selenium	71.8%, 72.7%/ 75%-125%	95TCA001SD	M
			95TCA002SD	M
			95TCA603SD	M

L11.5 Method Performance Summary

In addition to the parameters identified in Section L.3, the following items were also reviewed for method SW6010A:

- serial dilution standards;
- interference check standards;
- quarterly instrument detection limits; and
- linear range standards.

All quality control criteria were met.

L11.6 Laboratory Control Sample Summary

All water and soil LCS met project objectives.

L12 ETHYLENE GLYCOL ANALYSIS - EPA METHOD SW8015 MODIFIED

L12.1 Completeness of Scheduled Analyses

As shown in Table L-6, 3 soil samples were scheduled for ethylene glycol analyses. All analyses were 100 percent complete.

L.12.2 Sample Holding Time Summary

The holding time for ethylene glycol analysis is 14 days from date of collection to analysis. No holding times were exceeded for the samples analyzed.

L.12.3 Blank Summary

Ethylene glycol was not detected in any laboratory or field blank.

L.12.4 Surrogate Spike Summary

Surrogate spike compounds are not used for this analysis.

L.12.5 Matrix Spike and Matrix Spike Duplicate Results

All matrix spike recoveries were acceptable.

L.12.6 Method Performance Summary

All quality control criteria were met.

L.12.7 Laboratory Control Sample Summary

All water and soil LCSs met project objectives.

L.13 REFERENCES

Air Force Center for Environmental Excellence (AFCEE). 1993. Handbook to Support the Installation Restoration Program Statements of Work. September.

EA Engineering Science and Technology, Inc. (EA). 1995. Draft Final Sampling and Analysis Plan for the Remedial Investigation and Feasibility Study, Tin City Long Range Radar Station. June 22.

USEPA Contract Laboratory Program (EPA). 1994. National Functional Guidelines for Organic and Inorganic Data Review. EPA540/R-94/012.

Table L-1
Data Quality Objectives For Laboratory Measurements
Tin City LRRS

Parameter	Method	Matrix	Precision/ Accuracy	Completeness
Volatile Organic Compounds (VOCs)	SW8260A	soil	(a)	90%
		water	(a)	90%
Aromatic Volatile Organics (BTEX)	SW8020A	soil	(a)	90%
		water	(a)	90%
Gasoline Range Organics	AK101	soil	60-120%	90%
		water	60-120%	90%
Diesel Range Organics	AK102	soil	60-120%	90%
		water	60-120%	90%
Residual Range Organics	AK103 (draft)	soil	60-120%	90%
		water	60-120%	90%
Semivolatile Organics	SW8270A	soil	(a)	90%
		water	(a)	90%
Pesticides and Polychlorinated Biphenyls (PCBs)	SW8080A	soil	(a)	90%
		water	(a)	90%
Ethylene Glycol	SW8015A Mod.	soil	50-110%	90%
		water	50-110%	90%
Arsenic	SW6010A	soil	50-149%	90%
		water	79-116%	90%
Barium	SW6010A	soil	70-130%	90%
		water	92-104%	90%
Cadmium	SW6010A	soil	51-159%	90%
		water	90-101%	90%
Chromium	SW6010A	soil	45-140%	90%
		water	92-103%	90%
Lead	SW6010A	soil	45-145%	90%
		water	80-107%	90%
Mercury	SW7000A	soil	75-125%	90%
		water	75-125%	90%
Selenium	SW6010A	soil	75-125%	90%
		water	75-125%	90%
Silver	SW6010A	soil	50-140%	90%
		water	81-101%	90%

(a) Accuracy objectives differ for specific analytes. See Table L-2 for Quality Assurance Objectives for accuracy.

**Table L-2
Laboratory Control Limits
Tin City LRRS**

Analytical Method	Spiking Compounds	Spike Concentration		Accuracy (%R)		Precision (c)	
		Water(ug/L)	Soil(mg/Kg)	Water	Soil (b)	Water	Soil (b)
SW6010A	Total Metals by ICP						
LCS	Arsenic	2000	(a)	79-116	50-149	<15	<15
	Barium	4000	(a)	92-104	70-130	<15	<15
	Cadmium	1000	(a)	90-101	51-159	<15	<15
	Chromium	400	(a)	92-103	45-140	<15	<15
	Lead	2000	(a)	80-107	45-145	<15	<15
	Silver	1000	(a)	81-101	50-140	<15	<15
	Selenium	2000	(a)	75-125	75-125	<15	<15
MS/MSD	Barium	2000	200	92-104	70-130	<20	<20
	Cadmium	50	5	90-101	51-159	<20	<20
	Chromium	200	20	92-103	45-140	<20	<20
	Lead	500	50	80-107	45-145	<20	<20
	Silver	50	5.0	81-101	50-140	<20	<20
	Selenium	1000	100	75-125	75-125	<20	<20
SW7470A/7471A	Mercury						
LCS/MS/MSD	Mercury	1.0	1.0	75-125	75-125	<20	<20
SW8015A Mod.	Ethylene Glycol						
LCS	Ethylene Glycol	50	94	50-110	50-110	<15	<15
MS/MSD	Ethylene Glycol	50	94	50-110	50-110	<20	<20
SW8020A	Aromatic Volatile Organics						
Surrogate	4-Bromofluorobenzene	100	0.1	69-126	36-133	--	--
LCS/MS/MSD	Benzene	100	0.1	66-132	82-121	<20	<20
	Chlorobenzene	100	0.1	69-130	75-121	<20	<20
	Toluene	100	0.1	76-128	78-119	<20	<20

Note:

- (a) Laboratory control samples (LCS) are prepared from commercial reference standards; therefore, concentrations will vary.
 - (b) Includes wipe samples.
 - (c) Precision for matrix spikes (MS/MSD) is listed in units of relative percent difference (RPD). LCS precision is expressed as a control chart moving range.
- %R Percent Recovery
n/a not applicable
Mod. Modified

**Table L-2
Laboratory Control Limits
Tin City LRRS**

Analytical Method	Spiking Compounds	Spike Concentration		Accuracy (%R)		Precision (c)	
		Water(ug/L)	Soil(mg/Kg)	Water	Soil (b)	Water	Soil (b)
SW8080A Pesticides and PCBs							
Surrogate	Decachlorobiphenyl (primary)	0.2	0.007	60-150	60-150	--	--
	Tetrachloro-m-xylene (secondary)	0.2	0.007	30-150	30-150	--	--
LCS/MS/MSD	Lindane	0.2	0.007	32-127	32-127	<20	<25
	Heptachlor	0.2	0.007	34-111	34-111	<20	<25
	Aldrin	0.2	0.007	42-122	42-122	<20	<25
	Dieldrin	0.5	0.017	36-146	36-146	<20	<25
	Endrin	0.5	0.017	30-147	30-147	<20	<25
	4-4'-DDT	0.5	0.017	26-160	26-160	<20	<25
	Aroclor 1260	5.0	0.17	45-120	45-120	<20	<25
SW8260A Volatile Organic Compounds							
Surrogates	Dibromofluoromethane	50	50	86-118	80-120	--	--
	4-Bromofluorobenzene	50	50	86-115	74-121	--	--
	Toluene-d8	50	50	88-110	81-117	--	--
LCS	Benzene	50	50	83-119	83-120	<11	<21
	Toluene	50	50	86-119	75-123	<13	<21
	Chlorobenzene	50	50	83-122	74-115	<13	<21
	1,1-Dichloroethene	50	50	84-112	73-116	<14	<22
	Trichloroethene	50	50	84-117	79-112	<14	<24
MS/MSD	Benzene	50	50	83-119	83-120	<11	<15
	Toluene	50	50	86-119	75-123	<13	<15
	Chlorobenzene	50	50	83-122	74-115	<13	<15
	Dichloroethene	50	50	84-112	73-116	<14	<15
	Trichloroethene	50	50	84-117	79-112	<14	<15

Note:

- (a) Laboratory control samples (LCS) are prepared from commercial reference standards; therefore, concentrations will vary.
- (b) Includes wipe samples.
- (c) Precision for matrix spikes (MS/MSD) is listed in units of relative percent difference (RPD). LCS precision is expressed as a control chart moving range.
- %R Percent Recovery
- n/a not applicable
- Mod. Modified

**Table L-2
Laboratory Control Limits
Tin City LRRS**

Analytical Method	Spiking Compounds	Spike Concentration		Accuracy (%R)		Precision (c)	
		Water(ug/L)	Soil(mg/Kg)	Water	Soil (b)	Water	Soil (b)
SW8270A	Semivolatiles Organics						
Surrogates	Nitrobenzene-d5	100	1.7	35-114	23-120	--	--
	2-Fluorobiphenyl	100	1.7	43-116	30-115	--	--
	Terphenyl-d14	100	1.7	33-141	18-137	--	--
	2-Fluorophenol	200	3.3	21-100	25-121	--	--
	Phenol-d5	200	3.3	10-94	24-113	--	--
	2,4,6-Tribromophenol	200	3.3	10-123	19-122	--	--
LCS	Phenol	200	6.6	21-117	26-90	<15	<20
	2-Chlorophenol	200	6.6	23-119	24-101	<15	<20
	1,4-Dichlorobenzene	100	3.3	24-92	28-104	<15	<20
	N-Nitroso-di-n-propylamine	100	3.3	41-100	41-126	<15	<20
	1,2,4-Trichlorobenzene	100	3.3	39-98	38-107	<15	<20
	4-Chloro-3-methylphenol	200	6.6	23-97	26-103	<15	<20
	Acenaphthene	100	3.3	46-118	31-137	<15	<20
	4-Nitrophenol	200	6.6	10-80	11-114	<15	<20
	2,4-Dinitrotoluene	100	3.3	24-96	28-89	<15	<20
	Pentachlorophenol	200	6.6	9-103	17-109	<15	<20
	Pyrene	100	3.3	26-127	35-142	<15	<20
MS/MSD	Phenol	200	6.6	21-117	26-90	<42	<35
	2-Chlorophenol	200	6.6	23-119	24-101	<40	<50
	1,4-Dichlorobenzene	100	3.3	24-92	28-104	<28	<27
	N-Nitroso-di-n-propylamine	100	3.3	41-100	41-126	<38	<38
	1,2,4-Trichlorobenzene	100	3.3	39-98	38-107	<28	<23

Note:

- (a) Laboratory control samples (LCS) are prepared from commercial reference standards; therefore, concentrations will vary.
- (b) Includes wipe samples.
- (c) Precision for matrix spikes (MS/MSD) is listed in units of relative percent difference (RPD). LCS precision is expressed as a control chart moving range.

%R Percent Recovery
n/a not applicable
Mod. Modified

**Table L-2
Laboratory Control Limits
Tin City LRRS**

Analytical Method	Spiking Compounds	Spike Concentration		Accuracy (%R)		Precision (c)	
		Water(ug/L)	Soil(mg/Kg)	Water	Soil (b)	Water	Soil (b)
SW8270A	Semivolatle Organics (cont.)						
	4-Chloro-3-methylphenol	200	6.6	23- 97	26-103	<42	<33
MS/MSD	Acenaphthene	100	3.3	46-118	31-137	<31	<19
	4-Nitrophenol	200	6.6	10- 80	11-114	<50	<50
	2,4-Dinitrotoluene	100	3.3	24- 96	28- 89	<38	<47
	Pentachlorophenol	200	6.6	9-103	17-109	<50	<47
	Pyrene	100	3.3	26-127	35-142	<31	<36
AK101	Gasoline Range Organics						
Surrogate	4-Bromofluorobenzene	50	2.5	50-150	50-150	--	--
LCS/MS/MSD	Gasoline	500	25	60-120	60-120	<20	<20
AK102	Diesel Range Organics						
Surrogate	o-Terphenyl	20	8	50-150	50-150	--	--
LCS/MS/MSD	Diesel	5000	200	60-120	60-120	<20	<20
AK103	Residual Range Organics						
Surrogate	n-Triacontane-d62	n/a	50	n/a	50-150	--	--
LCS/MS/MSD	Commercial motor oil or Alkanes	n/a	500	n/a	60-120	<20	<20

Note:

(a) Laboratory control samples (LCS) are prepared from commercial reference standards; therefore, concentrations will vary.
 (b) Includes wipe samples.
 (c) Precision for matrix spikes (MS/MSD) is listed in units of relative percent difference (RPD). LCS precision is expressed as a control chart moving range.

%R Percent Recovery
 n/a not applicable
 Mod. Modified

**Table L-3
Matrix Spike Samples
Tin City LRRS**

Analysis	Sample Matrix	Matrix Spike Sample
Metals	Sediment	95TCA003SD
	Sediment	95TCB001SD
	Soil	95TCD002SB2.0
	Soil	95TCF004SB12.0
	Soil	95TCK002SS
	Water	95TCA003SW
Mercury	Water	95TCA003SW
	Sediment	95TCA003SD
	Soil	95TCD002SB2.0
	Soil	95TCK002SS
Ethylene Glycol	Soil	95TCD003SB4.0
Aromatic Volatiles (BTEX)	Sediment	95TCJ001SD
	Soil	95TCB003SB1.0
	Soil	95TCE004SB3.0
	Soil	95TCJ005SB03.0
	Soil	95TCJ006SB5.5
	Water	95TCJ002SW
Pesticides/PCBs	Sediment	95TCA003SD
	Soil	95TCH002SS
	Soil	95TCK002SS
	Soil	95TCK003SS
	Water	95TCA003SW
Volatile Organics	Sediment	95TCA003SD
	Soil	95TCD001SB4.0
	Soil	95TCE004SB3.0
	Soil	95TCF004SB12.0
	Soil	95TCF004SB12.0
	Soil	95TCG001SB1.0
	Soil	95TCG005SB3.0
	Water	95TCA002SW
	Water	95TCA003SW
	Water	95TCK003SW

**Table L-3
Matrix Spike Samples
Tin City LRRS**

Analysis	Sample Matrix	Matrix Spike Sample
Semivolatile Organics	Sediment	95TCA003SD
	Sediment	95TCB001SD
	Soil	95TCD001SB4.0
	Soil	95TCE004SB3.0
	Soil	95TCF004SB12.0
	Soil	95TCG001SB1.0
	Soil	95TCK002SS
	Water	95TCA003SW
Diesel Range Organics	Sediment	95TCA003SD
	Sediment	95TCB001SD
	Soil	95TCD001SB4.0
	Soil	95TCE004SB3.0
	Soil	95TCF004SB12.0
	Soil	95TCJ002SB1.0
	Soil	95TCJ007SB5.5
	Soil	95TCK002SS
Water	95TCA001SW	
Gasoline Range Organics	Sediment	95TCB001SD
	Sediment	95TCJ002SD
	Soil	95TCB001SB1.0
	Soil	95TCB006SB1.0
	Soil	95TCE005SB3.0
	Soil	95TCF004SB12.0
	Soil	95TCJ001SB1.0
	Soil	95TCJ006SB01.5
Soil	95TCJ006SB5.5	
Residual Range Organics	Sediment	95TCA003SD
	Sediment	95TCB001SD
	Soil	95TCD001SB4.0
	Soil	95TCE004SB3.0
	Soil	95TCG005SB3.0
Soil	95TCK002SS	

**Table L-4
Analytical Methods
Tin City LRRS**

Analyte	Extraction/ Digestion Method	Analysis Method
Metals ¹	W - SW3005A, S -SW3050A	SW6010A
Mercury	Contained in analysis method	W - SW7470A S - SW7471A
Ethylene Glycol	Contained in analysis method	SW8015A Modified
Aromatic Volatile Organics	SW5030A	SW8020A
Volatile Organic Compounds	SW5030A	SW8260A
Pesticides and Polychlorinated Biphenyls	W - SW3510A/3520A S - SW3540A/3550A	SW8080A
Semivolatile Organics	W - SW3510A/3520A S - SW3540A/3550A	SW8270A
Gasoline Range Organics	W - contained in analysis method S - SW5030A	W-AK101 S-AK101 Modified
Diesel Range Organics	Contained in analysis method	AK102
Residual Range Organics	Contained in analysis method	AK103 (draft)

¹RCRA metals are listed on Table L-1.

Note:

W - water

S - solid (soil, sediment, wipe)

**Table L-5
Data Qualifier Definitions
Tin City LRRS**

Qualifier	Definition
J	Estimated value, bias unknown.
Bl	Datum associated with contaminated trip blank or laboratory method blank.
Bf	Datum associated with contaminated equipment rinsate blank.
I	Chromatographic pattern associated with result is not recognized.
G	Result affected by non-target hydrocarbons (e.g., diesel influence in GRO analysis).
M	Result influenced by matrix effects.
ND	Not detected at or above the PQL.

TABLE L-6
Tin City LRRS, Alaska

Summary of the Final Number of Samples from the 1995 Field Program

Matrix	DRO/RRO		GRO	VOC	BTEX	Pest./PCB	PCB only	SVOC	RCRA Metals SW6010A/ SW7000A	Lead only	Ethylene Glycol	
	AK102/103	AK102									AK101	SW8260A
Subsurface Soil	17	36	41	13	40	0	0	31	5	5	3	3
Surface Soil	8	1	7	0	5	8	2	5	1	4	0	0
Sediment	6	0	6	3	2	5	0	6	3	1	0	0
Water (QC)	9	0	18	15	5	4	0	9	5	1	2	2
Surface Water	0	8	8	7	4	9	0	11	7	2	0	0
Wipes	0	0	0	0	0	0	4	0	0	0	0	0
Total	40	45	80	38	56	26	6	62	21	13	5	5

Table L-7
 Summary of Detected Laboratory
 and Field Blank Results
 Tin City LRRS

Laboratory Blank	Analysis Date	Matrix	Method	Analyte	Result	PQL	Units
PB	7/22/95	soil	SW6010	Chromium	0.9100	0.2000	MG/KG (Dry Weight)
PB	7/22/95	soil	SW6010	Lead	0.3800	0.1000	MG/KG (Dry Weight)
PB	7/24/95	water	SW6010	Arsenic	1.5000	1.0000	UG/L
PB	7/24/95	water	SW6010	Lead	0.1400	0.1000	UG/L
PB	7/24/95	water	SW7470	Mercury	0.1000	0.1000	UG/L
TBLK0074	7/25/95	soil	AK102	Diesel Range Organics	4.8000	4.0000	MG/KG (Dry Weight)
VA1A4953	7/25/95	water	SW8260	Naphthalene	1.0000	1.0000	UG/L
VA1A4969	7/31/95	water	SW8260	Naphthalene	1.0000	1.0000	UG/L

Equipment Rinsate Blank	Collection Date	Equipment	Method	Analyte	Result	PQL	Units
95TCL002RI	7/12/95	Dredge (Sediment)	SW6010	Lead	1.1000	1.0000	UG/L
95TCL002RI	7/12/95		SW8260	Toluene	1.0000	1.0000	UG/L
95TCL002RI	7/12/95		SW8260	Total Xylenes	1.0000	1.0000	UG/L
95TCL003RI	7/12/95	Scoop (Surface Soil)	SW6010	Lead	1.4000	1.0000	UG/L
95TCL004RI	7/13/95	Spoon	SW8260	Toluene	1.0000	1.0000	UG/L
95TCL004RI	7/13/95		SW8260	Total Xylenes	1.0000	1.0000	UG/L
95TCL005RI	7/14/95	Split Spoon (Subsurface Soil)	SW8260	Toluene	1.0000	1.0000	UG/L
95TCL005RI	7/14/95		SW8260	Total Xylenes	1.0000	1.0000	UG/L
95TCL007RI	7/16/95		SW6010	Chromium	5.9000	2.0000	UG/L
95TCL007RI	7/16/95		SW6010	Lead	2.7000	1.0000	UG/L
95TCL007RI	7/16/95		SW6010	Selenium	2.4000	2.0000	UG/L
95TCL007RI	7/16/95		SW7470	Mercury	0.1300	0.1000	UG/L
95TCL008RI	7/17/95	Split Spoon (Subsurface Soil)	SW6010	Chromium	2.3000	2.0000	UG/L

Trip Blank	Collection Date	Method	Analyte	Result	PQL	Units
95TCM003TB	7/12/95	SW8260	Methylene Chloride	2.0000	1.0000	UG/L
95TCM003TB	7/12/95	SW8260	Chloroform	11.0000	1.0000	UG/L
95TCM004TB	7/13/95	SW8260	Methylene Chloride	2.0000	1.0000	UG/L
95TCM004TB	7/13/95	SW8260	Chloroform	12.0000	1.0000	UG/L
95TCM005TB	7/14/95	SW8260	Methylene Chloride	2.0000	1.0000	UG/L
95TCM005TB	7/14/95	SW8260	Chloroform	10.0000	1.0000	UG/L
95TCM007TB	7/15/95	SW8260	Toluene	1.0000	1.0000	UG/L