


NASA TECHNICAL NOTE



NASA TN D-4886

NASA TN D-4886

DISTRIBUTION STATEMENT A  
Approved for public release  
Distribution Unlimited

19960607 128

OBSERVATIONS ON PERMEATION  
OF POLYTETRAFLUOROETHYLENE  
BY COMPOUNDS OF RHENIUM,  
MOLYBDENUM, AND TUNGSTEN

*by Harold Leibecki*  
*Lewis Research Center*  
*Cleveland, Ohio*

DEPARTMENT OF DEFENSE  
PLASTICS TECHNICAL EVALUATION CENTER  
PICATINNY ARSENAL, DOVER, N. J.

PLASTEC 11644

NATIONAL AERONAUTICS AND SPACE ADMINISTRATION • WASHINGTON, D. C. • NOVEMBER 1968

DTIC QUALITY INSPECTED 3

# DISCLAIMER NOTICE



**THIS DOCUMENT IS BEST QUALITY AVAILABLE. THE COPY FURNISHED TO DTIC CONTAINED A SIGNIFICANT NUMBER OF PAGES WHICH DO NOT REPRODUCE LEGIBLY.**

NASA TN D-4886

OBSERVATIONS ON PERMEATION OF POLYTETRAFLUOROETHYLENE  
BY COMPOUNDS OF RHENIUM, MOLYBDENUM, AND TUNGSTEN

By Harold Leibecki

Lewis Research Center  
Cleveland, Ohio

NATIONAL AERONAUTICS AND SPACE ADMINISTRATION

~~For sale by the Clearinghouse for Federal Scientific and Technical Information  
Springfield, Virginia 22151 - CFSTI price \$3.00~~

## ABSTRACT

Observations of diffusion of rhenium, molybdenum, and tungsten hexafluorides into polytetrafluoroethylene and hydrolysis of the resultant material are reported. Exposure of polytetrafluoroethylene to rhenium or molybdenum hexafluoride, followed by hydrolysis, results in impregnation of the plastic with a metal compound. Tungsten hexafluoride was observed to grow a fibrous product (composition unresolved) on the surface of the plastic during ambient air hydrolysis. Rhenium hexafluoride hydrolysis yielded a mixture of rhenium oxides. The polytetrafluoroethylene sample was investigated for electrical conduction and was found to be substantially more conductive than the pure plastic. The hydrolysis product of molybdenum hexafluoride impregnation was postulated to be a mixture of molybdenum oxides. The electrical conduction properties of the product were not investigated. (AUTHOR)

PTFE  
OF PTFE

# OBSERVATIONS ON PERMEATION OF POLYTETRAFLUOROETHYLENE BY COMPOUNDS OF RHENIUM, MOLYBDENUM, AND TUNGSTEN

by Harold Leibecki  
Lewis Research Center

## SUMMARY

It was observed that the hexafluorides of rhenium, molybdenum, and tungsten, when placed in contact with bulk polyfluorinated plastics, penetrate the polymer. It was further observed that the fluorides of rhenium and molybdenum can be hydrolyzed in situ to form metal compounds in the plastic. Thus, a process was discovered for impregnating polytetrafluoroethylene in the finished form with rhenium or molybdenum compounds.

The resulting product of rhenium impregnation and hydrolysis was a mixture of rhenium oxides ( $\text{ReO}_2$  and  $\text{Re}_2\text{O}_3$ ). The oxide-impregnated polytetrafluoroethylene had an electrical resistance many orders of magnitude less than the pure plastic. The specific resistance of the impregnated portion of a 1-centimeter cube of tetrafluoroethylene impregnated 1.2 millimeters deep with rhenium oxide was found to be 173 ohm-centimeters. Polytetrafluoroethylene and  $\text{Re}_2\text{O} - \text{Re}_2\text{O}_3$  have specific resistances of  $10^{18}$  ohm-centimeters and  $1 \times 10^{-4}$  to  $3 \times 10^{-4}$  ohm-centimeter, respectively. Hydrolysis of molybdenum hexafluoride impregnation produced a material that was postulated to be a mixture of molybdenum oxides. The electrical resistance of this process was not investigated.

Tungsten hexafluoride impregnated into polytetrafluoroethylene reacted differently from rhenium and molybdenum hexafluorides. The hydrolysis product of the polytetrafluoroethylene impregnation was observed to grow as fibers on the surface of the plastic. The composition and properties are as yet undetermined.

## INTRODUCTION

During an investigation of inorganic compounds as solvents (ref. 1), it was observed that when rhenium hexafluoride was placed in contact with polytetrafluoroethylene (TFE) it penetrated the polymer and subsequently underwent an apparent chemical change on exposure to air. This phenomenon led to an investigation of the interaction of the hexafluorides of rhenium, molybdenum, and tungsten with TFE.

## EXPERIMENTAL

### Materials

Cubes machined from bulk TFE were used for impregnation studies. The cubes measured  $1.00 \pm 0.01$  centimeter on an edge and had a density of  $2.133 \pm 0.001$  grams per cubic centimeter.

Commercially available rhenium hexafluoride of 99-percent purity was used. The fluorine content of the material was found to be 38.48 percent compared with a theoretical content of 37.95 percent. Infrared analysis revealed a trace of hydrogen fluoride and an unknown having an absorbance at 625 reciprocal centimeters, as impurities. No oxy-fluoride compounds were observed in the spectrum and free fluorine, with a vapor pressure 760 millimeters at  $-188^{\circ}$  C (85 K), would not be expected to be a contaminant.

Commercially available molybdenum hexafluoride of 99-percent purity and tungsten hexafluoride of 99.8-percent purity were used without further characterization.

### Apparatus

Figure 1 is a diagram of the apparatus used for the impregnation of the TFE cubes. The diffusion chamber and the liquid reservoir were constructed from chlorotrifluoroethylene, the remainder were constructed of a nickel based alloy. The dip tube allows withdrawal of the liquid from the diffusion chamber. The diffusion chamber was coated on the inner surface with an epoxy resin base coating to prevent the impregnation of chlorotrifluoroethylene by the liquid. The assembled unit is shown in figure 2.

### Procedure

The impregnation of TFE samples was accomplished in two steps. First, the sample was exposed to and impregnated with the metal fluoride. Second, the metal fluoride was hydrolyzed.

Impregnation. - The sample was placed in the diffusion chamber which was then evacuated through valve 1 (fig. 1). The impregnating liquid was introduced into the diffusion chamber by opening valve 2 (fig. 1), which allowed the liquid to be drawn up through the dip tube extending into the liquid reservoir. After the sample had contacted the metal fluoride, for a predetermined time, a positive pressure was applied to the diffusion chamber through valve 1. Valve 2 was then opened forcing the excess liquid back to the reservoir. When expulsion was complete, valve 2 was closed and valve 1 was

opened allowing the diffusion chamber to vent to the atmosphere, after which the diffusion chamber was disassembled and the sample was removed for hydrolysis.

Hydrolysis. - The metal fluoride impregnated sample can be hydrolyzed by reacting the sample in ambient air or immersing it in distilled water. No attempt was made to optimize the hydrolysis step. The conditions of hydrolysis in air or water were ambient temperature and pressure for 48 hours.

## Instrumentation and Measurements

After hydrolysis of the hexafluoride impregnated samples they were coated on opposite faces with vapor-deposited gold. The gold coating served as electrical contacts for alternating- and direct-current (ac and dc) electrical resistance measurements. These measurements were made at  $24 \pm 2^{\circ} \text{C}$  ( $297 \pm 2 \text{ K}$ ).

Alternating-current measurements. - Alternating current (ac) resistance measurements were made using a transformer ratio-arm bridge over a frequency range of 20 to 20 000 hertz. The bridge had an accuracy of 0.1 percent. The applied voltage across the sample was 60 millivolts.

Direct-current measurement. - Direct-current measurements (dc) were obtained by applying a constant voltage of from 0 to 1 volt across the sample and measuring the resulting current. The voltage across the sample was measured with a differential voltmeter having a 100-megohm input impedance and an accuracy of 0.05 percent. The current was measured with an electrometer having an accuracy of 3 percent of full scale from  $10^0$  to  $10^{-10}$  ampere.

## RESULTS AND DISCUSSION

### Rhenium Impregnation

Metallographic studies showed that the depth of rhenium penetration is dependent on the length of time the sample is in contact with rhenium hexafluoride. Figures 3 and 4 are cross sections of TFE cubes after 24 and 72 hours of diffusion time in rhenium hexafluoride. The penetration of rhenium was found to be 0.8 and 1.2 millimeters, respectively.

The X-ray diffraction data in table I was identified as representative of a mixture of the rhenium oxides,  $\text{ReO}_2$  and  $\text{Re}_2\text{O}_3$  (unpublished data from Chase Brass & Copper Company, Cleveland, Ohio). This pattern was obtained by electron and X-ray diffraction studies of the impregnated material after eliminating diffraction data due to TFE.

Electronphotomicrographs revealed that the rhenium oxide particles are small, with a tendency to agglomerate. This characteristic is shown in figure 5. The texture shown in the figure is due to blade chatter during microtoming of the sample. The texture is more clearly shown in figure 6, which is a microtomed section of the unimpregnated TFE.

The presence of rhenium oxide in cube 2 (fig. 4) decreased its electrical resistance by 16 orders of magnitude.

The resistance of pure mixed  $\text{ReO}_2 - \text{Re}_2\text{O}_3$  is  $1 \times 10^{-4}$  to  $3 \times 10^{-4}$  ohm-centimeter (unpublished data from Chase Brass & Copper Company, Cleveland, Ohio), while that of bulk TFE is greater than  $10^{18}$  ohm-centimeters (see table II).

A portion of the resistance of cube 1 (fig. 3) is believed to be due to poor electrical contacts. This is shown by the change in specific resistance in cube 2 when different methods of vapor depositing the contacts are used. The vapor deposition procedure used in method B differs from method A by the back sputtering cleaning step prior to vapor deposition of the gold.

It is apparent that a difference exists between the ac and dc resistance values. The existence of semiconductor properties of the impregnated cubes were investigated by switching the polarity of the dc voltage. The presence of a barrier layer or a p-n junction would cause a change in resistance with a change in polarity. Because this did not occur, general semiconductor theory cannot explain the observed difference between ac and dc resistance values.

Table III shows the dependence of conduction and capacitance on frequency from 20 000 to 50 hertz.

There is a slight decrease in conductivity over the frequency range of 20 000 to 1000 hertz. From 1000 to 50 hertz, the conductivity is essentially constant. Capacitance follows an inverse conduction-frequency relation. From 20 000 to 1000 hertz the capacitance is constant, and from 1000 to 50 hertz the capacitance increases. This phenomenon cannot be correlated to known electrical circuitry, and therefore no reason can be given for the differences in the ac and dc resistance values.

## Molybdenum Impregnation

The occlusion of the hydrolysis product of molybdenum hexafluoride in TFE is shown in figure 7. The resolution is not as good as in the case of rhenium (figs. 3 and 4) because the color contrast is poor.

The impregnated material was a light green color which slowly turned blue. Molybdenum possesses a variety of oxide compositions between  $\text{MoO}_2$  and  $\text{MoO}_3$  many of which are highly colored. Therefore a change of oxidation state and color would not be uncommon. This phenomena of color variation has been observed by Ames and Gregor

(ref. 2). The color of molybdenum oxide they produced varied from deep blue to blue-green, which was reported as being due to small amounts of molybdenum oxides of lower oxidation states than  $\text{MoO}_3$ .

X-ray diffraction patterns for the compound were not identifiable. However, spectrographic analysis showed that molybdenum was present in the impregnated material. From the spectrographic analysis and the color phenomenon observed and reported by Ames and Gregor, it is believed that the material was a mixture of molybdenum oxides. The electrical conduction of this material was not investigated.

### Tungsten Impregnation

Tungsten hexafluoride also penetrated TFE, but rather than resulting in discrete particles within the TFE on hydrolysis in air, fibers were formed on the surface, as shown in figure 8. The growth is thought to be due to tungsten hexafluoride migration to the surface, where it reacts to form the growths observed. Magnification of the fibers (fig. 9) shows that they are straight sections joined together to form curved units. They appear to be cylindrical with longitudinal striations. The composition of these fibers, which possess crystalline structure, has eluded X-ray diffraction identification and because of the small amount of material obtained to date, a quantitative analysis was not possible.

### CONCLUSION

A method for impregnating polytetrafluoroethylene with the hexafluoride of rhenium, molybdenum, and tungsten was developed. Hydrolyzing the impregnated materials yielded a plastic containing rhenium or molybdenum and, in the case of tungsten impregnation, a fibrous growth on the surface.

It was shown that by soaking polytetrafluoroethylene in rhenium hexafluoride and then hydrolyzing the sample, rhenium oxide was incorporated into the polytetrafluoroethylene sample. The amount of rhenium oxide was shown to be dependent on the length of time the sample was exposed to rhenium hexafluoride. Analysis by X-ray diffraction and electron microscopy showed that the impregnated material contained particles of rhenium oxide. The impregnated polytetrafluoroethylene was also electrically conductive and dependent on the amount of oxide present in the sample. Conductivity  $10^{16}$  times greater than polytetrafluoroethylene ( $10^{-18} \text{ ohm}^{-1}\text{-cm}^{-1}$ ) was observed.

Molybdenum hexafluoride was shown to behave similarly to rhenium hexafluoride, but no conclusive identification of the hydrolysis product was obtained. Indirect evidence

indicated that the hydrolysis product was a mixture of molybdenum oxides. The electrical properties of the material were not investigated.

Tungsten hexafluoride did not behave in the same manner as did the molybdenum and rhenium hexafluorides. During air hydrolysis, a fibrous product of unknown composition was observed to grow on the surface, which is believed to be due to the migration of tungsten hexafluoride to the surface where it was hydrolyzed.

Lewis Research Center,  
National Aeronautics and Space Administration,  
Cleveland, Ohio, August 8, 1968,  
120-34-01-09-22.

## REFERENCES

1. Leibecki, Harold F. : Screening of Inorganic Compounds as Solvents. NASA TM X-1427, 1967.
2. Ames, I. ; and Gregor, L. V. : Preparation and Properties of Thin Films of Molybdenum Oxide. Electrochem. Tech. , vol. 2, no. 3-4, Mar.-Apr. 1964, pp. 97-101.

TABLE I. - X-RAY DIFFRACTION

PATTERN OF  $\text{ReO}_2$  - $\text{Re}_2\text{O}_3$  IN TFE

Intensity ratio, $I/I_0$	d spacing, Å (or $10^{-10}$ m)
6	3.751
4	2.665
2	1.875
5	1.679
1	1.531

TABLE II. - RHENIUM OXIDE PENETRATION AND RESISTANCE

Sample	Weight of oxide, g	Moles TFE per rhenium oxide	Depth of penetration, mm	Specific resistance, ohm-cm			
				ac		dc	
				Method A <sup>a</sup>	Method B <sup>a</sup>	Method A <sup>a</sup>	Method B <sup>a</sup>
Cube 1 <sup>b</sup>	0.0642	31.5	0.8	$1.83 \times 10^3$	---	$31.0 \times 10^3$	---
Cube 2 <sup>c</sup>	.1200	22.4	1.2	$2.07 \times 10^3$	173	$5.8 \times 10^3$	568

<sup>a</sup>Method B differs from method A by a "back sputtering" cleaning step prior to vapor deposition of the gold.

<sup>b</sup>See fig. 3.

<sup>c</sup>See fig. 4.

TABLE III. - EFFECT OF FREQUENCY  
ON CAPACITANCE AND CONDUCTION

Frequency, Hz	Conductivity, $\text{ohm}^{-1}\text{-cm}^{-1}$	Capacitance, F
$20 \times 10^3$	$2.54 \times 10^{-3}$	$5.0 \times 10^{-3}$
$15 \times 10^3$	2.52	4.9
$10 \times 10^3$	2.50	5.0
$5 \times 10^3$	2.49	5.0
$1 \times 10^3$	2.48	5.1
500	↓	6.0
250		9.2
150		18.3
100		32.9
75		54.0
50		107.3

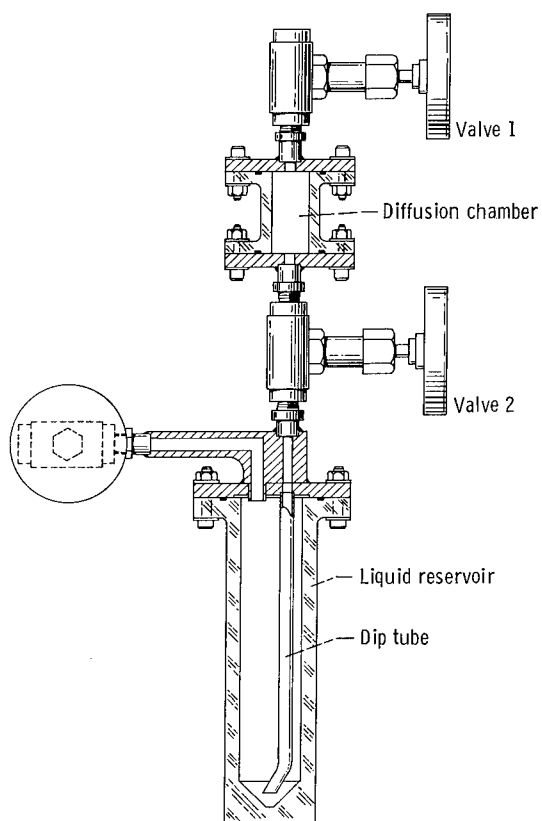




Figure 1. - Schematism of impregnation cell




C-67-929

Figure 3. - Cube 1: polytetrafluoroethylene impregnated with rhenium oxide after 24 hours of rhenium hexafluoride diffusion.




C-68-1108

Figure 2. - Assembled impregnation cell.



C-67-931

Figure 4. - Cube 2: polytetrafluoroethylene impregnated with rhenium oxide after 72 hours of rhenium hexafluoride diffusion.




C-68-2806

Figure 5. - Electron photomicrographs of rhenium oxide in polytetrafluoroethylene. X15 000.



C-68-2807

Figure 6. - Electron photomicrograph of polytetrafluoroethylene showing texture due to blade chatter. X15 000.



C-67-930

Figure 7. - Polytetrafluoroethylene impregnated with molybdenum oxide.

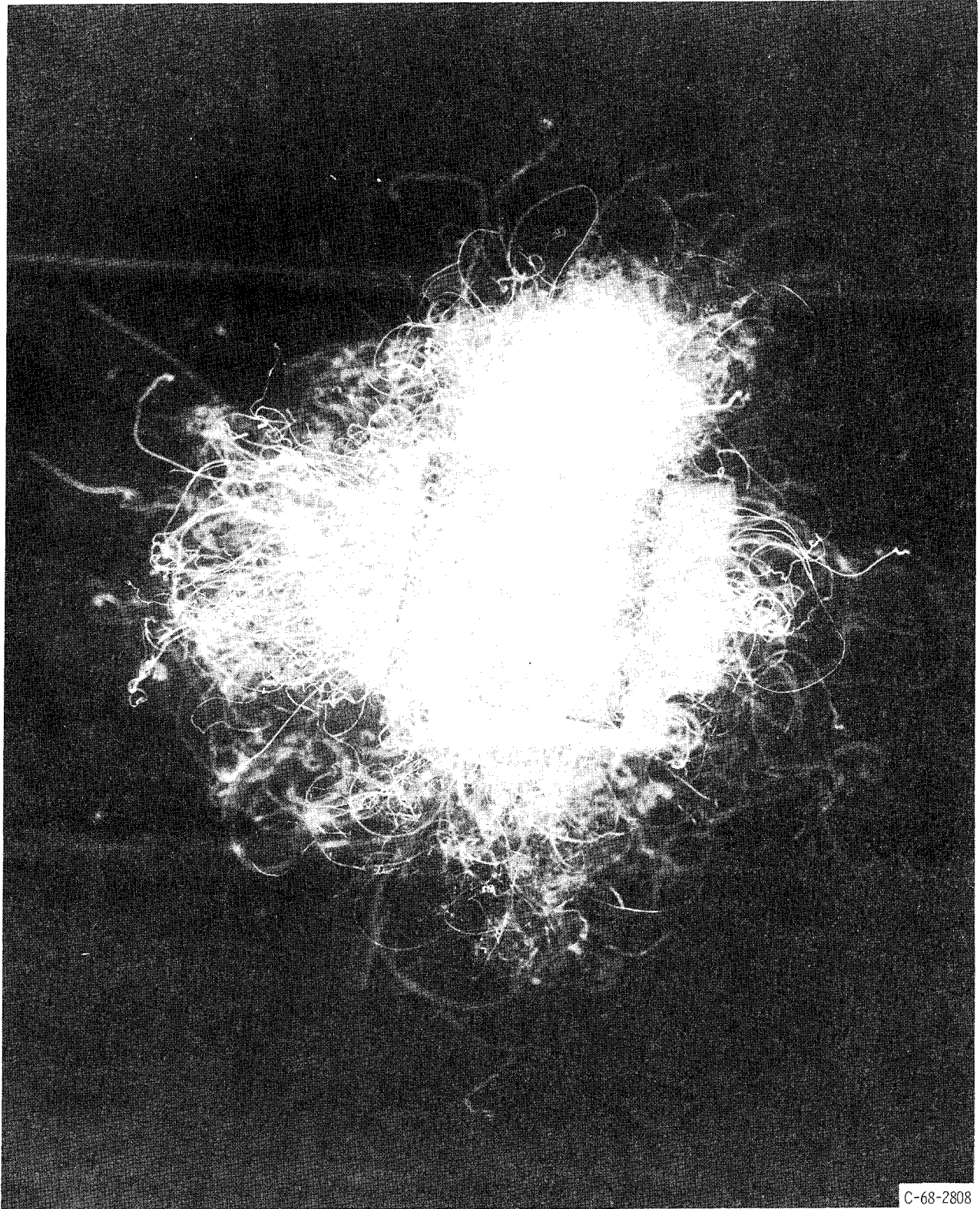
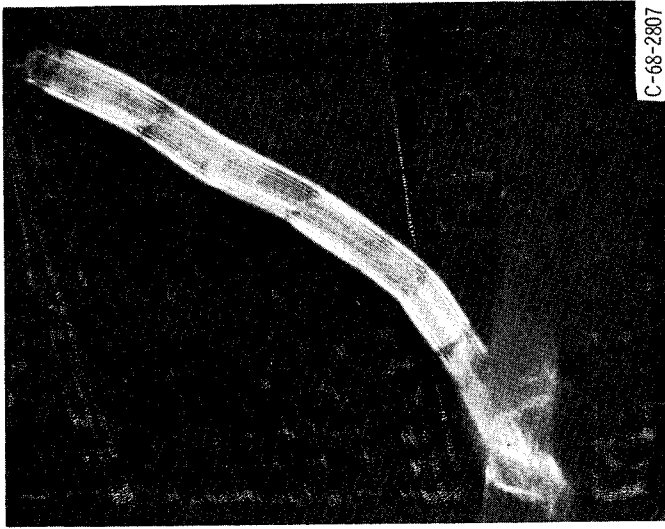
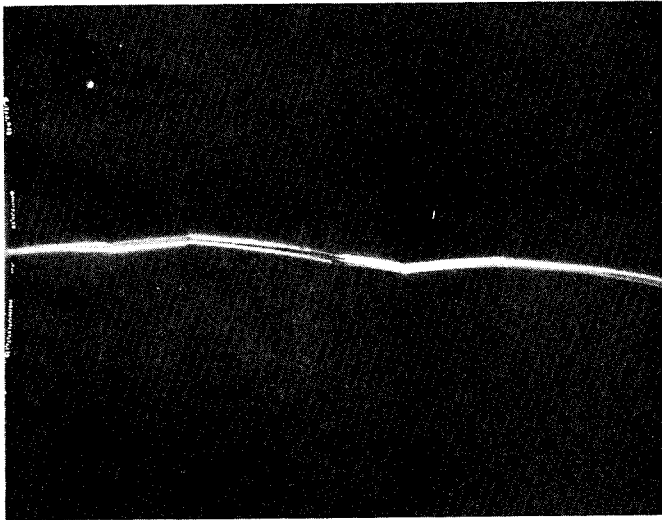


Figure 8. - Polytetrafluorethylene with fibers due to tungsten hexafluoride hydrolysis.

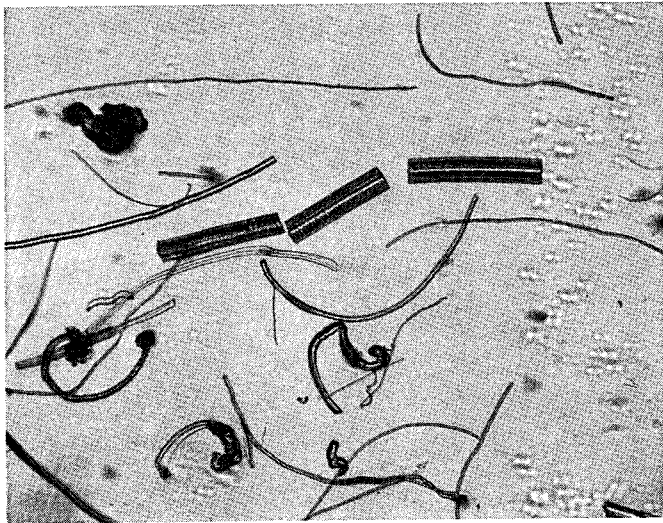


C-68-2807

X 500



X 250



X 100

Figure 9. - Fibrous growth from polytetrafluorethylene.

NATIONAL AERONAUTICS AND SPACE ADMINISTRATION  
WASHINGTON, D. C. 20546  
OFFICIAL BUSINESS

POSTAGE AND FEES PAID  
NATIONAL AERONAUTICS AND  
SPACE ADMINISTRATION

FIRST CLASS MAIL

02U 001 31 50 3DS 68285 00942  
PICATINNY ARSENAL  
PLASTICS TECHNICAL EVALUATION CENTER  
DOVER, NEW JERSEY 07801

3461

ATT SMUPA-VP3

POSTMASTER: If Undeliverable (Section 158  
Postal Manual) Do Not Return

*"The aeronautical and space activities of the United States shall be conducted so as to contribute . . . to the expansion of human knowledge of phenomena in the atmosphere and space. The Administration shall provide for the widest practicable and appropriate dissemination of information concerning its activities and the results thereof."*

— NATIONAL AERONAUTICS AND SPACE ACT OF 1958

## NASA SCIENTIFIC AND TECHNICAL PUBLICATIONS

**TECHNICAL REPORTS:** Scientific and technical information considered important, complete, and a lasting contribution to existing knowledge.

**TECHNICAL NOTES:** Information less broad in scope but nevertheless of importance as a contribution to existing knowledge.

**TECHNICAL MEMORANDUMS:** Information receiving limited distribution because of preliminary data, security classification, or other reasons.

**CONTRACTOR REPORTS:** Scientific and technical information generated under a NASA contract or grant and considered an important contribution to existing knowledge.

**TECHNICAL TRANSLATIONS:** Information published in a foreign language considered to merit NASA distribution in English.

**SPECIAL PUBLICATIONS:** Information derived from or of value to NASA activities. Publications include conference proceedings, monographs, data compilations, handbooks, sourcebooks, and special bibliographies.

**TECHNOLOGY UTILIZATION PUBLICATIONS:** Information on technology used by NASA that may be of particular interest in commercial and other non-aerospace applications. Publications include Tech Briefs, Technology Utilization Reports and Notes, and Technology Surveys.

*Details on the availability of these publications may be obtained from:*

SCIENTIFIC AND TECHNICAL INFORMATION DIVISION  
NATIONAL AERONAUTICS AND SPACE ADMINISTRATION  
Washington, D.C. 20546