



**U.S. Army
Environmental
Center**

**PHYTOREMEDIATION OF EXPLOSIVES
CONTAMINATED GROUNDWATER IN
CONSTRUCTED WETLANDS:
I - BATCH STUDY**

DISTRIBUTION STATEMENT A
Approved for public release
Distribution Unlimited

Prepared for
U.S. ARMY ENVIRONMENTAL CENTER
Aberdeen Proving Ground, Maryland 21010-5401

Funded Through



**U.S. Department of Defense
Environmental Security
Technology Certification Program**

Prepared by
Tennessee Valley Authority
Environmental Research Center
Muscle Shoals, Alabama 35660-1010

June 1995

DTIC QUALITY INSPECTED 3

TVA Contract No. TV-88826V
Report No. SFIM-AEC-ET-CR-96166

19960724 008

**PHYTOREMEDIATION OF EXPLOSIVES
CONTAMINATED GROUNDWATER IN
CONSTRUCTED WETLANDS:
I - BATCH STUDY**

Prepared for
U.S. ARMY ENVIRONMENTAL CENTER
Aberdeen Proving Ground, Maryland 21010-5401

Funded Through



**U.S. Department of Defense
Environmental Security
Technology Certification Program**

Prepared by
Tennessee Valley Authority
Environmental Research Center
Muscle Shoals, Alabama 35660-1010

June 1995

TVA Contract No. TV-88826V
Report No. SFIM-AEC-ET-CR-96166

**PHYTOREMEDIATION OF EXPLOSIVE-
CONTAMINATED
GROUNDWATERS IN CONSTRUCTED
WETLANDS:
I - BATCH STUDY**

Prepared for
**U.S. ARMY ENVIRONMENTAL CENTER
Aberdeen Proving Ground, Maryland 21010-5401**

Funded Through
**U.S. Department of Defense
Environmental Security
Technology Certification Program**

Prepared by
**Tennessee Valley Authority
Environmental Research Center
Muscle Shoals, Alabama 35660-1010**

June 1995

**TVA Contract No. TV-88826V
Report No. SFIM-AEC-ET-CR-96166**

**Phytoremediation of Explosives-Contaminated Groundwater
In Constructed Wetlands:
I - Batch Study**

Prepared for
**U.S. Army Environmental Center
Environmental Technology Division
Aberdeen Proving Ground, MD 21010-5401
POC: Ms. Darlene Bader**

Funded Through
**U.S. Department of Defense
Environmental Security
Technology Certification Program**

Prepared by
**F.J. Sikora
L.L. Berends
W.D. Phillips
D.A. Kelly
H.S. Coonrod
and
E. Bailey
of the
Tennessee Valley Authority
Environmental Research Center**

June 1995

REPORT DOCUMENTATION PAGE

| | | | |
|---|---|--|-------------------------|
| 1a. REPORT SECURITY CLASSIFICATION Unclassified | | 1b. RESTRICTIVE MARKINGS | |
| 2. SECURITY CLASSIFICATION AUTHORITY | | 3. DISTRIBUTION / AVAILABILITY OF REPORT Unlimited | |
| 3. DECLASSIFICATION / DOWNGRADING SCHEDULE | | 4. PERFORMING ORGANIZATION REPORT NUMBER(S) | |
| 4. PERFORMING ORGANIZATION REPORT NUMBER(S) | | 5. MONITORING ORGANIZATION REPORT NUMBER(S) SFIM-AEC-ET-CR-96166 | |
| 6a. NAME OF PERFORMING ORGANIZATION Tennessee Valley Authority | 6b. OFFICE SYMBOL (if applicable) CEB 4C-M | 7a. NAME OF MONITORING ORGANIZATION U.S. Army Environmental Center | |
| 6c. ADDRESS (City, State, and ZIP Code) TVA Reservation Post Office Box 1010 Muscle Shoals, Alabama 35662-1010 | | 7b. ADDRESS (City, State, and ZIP Code) USAEC ATTN: SFIM-AEC-ETD APG, MD 21010-5401 | |
| 8a. NAME OF FUNDING / SPONSORING ORGANIZATION U.S. Army Environmental Center | 8b. OFFICE SYMBOL (if applicable) SFIM-AEC-ETD | 9. PROCUREMENT INSTRUMENT IDENTIFICATION NUMBER MIPR A485 TVA Contract No. TV-88826V | |
| 8c. ADDRESS (City, State, and ZIP Code) | | 10. SOURCE OF FUNDING NUMBERS | |
| | | PROGRAM ELEMENT NO. | PROJECT NO. |
| | | TASK NO. | WORK UNIT ACCESSION NO. |

11. TITLE (Include Security Classification)
Phytoremediation of explosive-contaminated groundwater in constructed wetlands:
I - Batch Study

12. PERSONAL AUTHOR(S)
F.J. Sikora, L.L. Behrends, W.D. Phillips, D.A. Kelly, H.S. Coonrod, and E. Bailey

| | | | |
|------------------------------|--|--|----------------|
| 13a. TYPE OF REPORT Final | 13b. TIME COVERED FROM _____ TO _____ | 14. DATE OF REPORT (Year, Month, Day) 1995 June | 15. PAGE COUNT |
|------------------------------|--|--|----------------|

16. SUPPLEMENTARY NOTATION

| | | | |
|------------------|-------|-----------|--|
| 17. COSATI CODES | | | 18. SUBJECT TERMS (Continue on reverse if necessary and identify by block number) Phytoremediation of explosive-contaminated groundwater in constructed wetlands. |
| FIELD | GROUP | SUB-GROUP | |
| | | | |
| | | | |

19. ABSTRACT (Continue on reverse if necessary and identify by block number)
The study evaluates the utility of constructed wetlands for remediating constructed wetlands using bench scale wetlands (batch type). Specifically the study examines: the degradation of TNT and RDX in contaminated waters in a variety of wetland types; the impact of wetland type on chemical oxygen demand; and tracks the level of degradation products in various wetland types. The study also provides design recommendations for the wetlands demonstration project to be located at the Milan Army Ammunition Plant (MAAP), in Tennessee.

| | | | |
|--|--|--|--|
| 20. DISTRIBUTION / AVAILABILITY OF ABSTRACT <input checked="" type="checkbox"/> UNCLASSIFIED/UNLIMITED <input type="checkbox"/> SAME AS RPT <input type="checkbox"/> DTIC USERS | | 21. ABSTRACT SECURITY CLASSIFICATION Unclassified | |
| 22a. NAME OF RESPONSIBLE INDIVIDUAL Darlene Bader | | 22b. TELEPHONE (Include Area Code) 22c. OFFICE SYMBOL (410) 612-6861 SFIM-AEC-ETD | |

NOTICE

This study was conducted by employees of the Tennessee Valley Authority (TVA) loaned to the U.S. Army Environmental Center (USAEC) at Aberdeen Proving Grounds, Maryland, 21010-5401, pursuant to the provisions of TVA Contract TV-88826V and Military Interdepartmental Purchase Order Request (MIPR) MIPRA485 dated 13 September, 1995.

Under that agreement and MIPR, TVA provided the services mutually agreed upon as loaned employees. In regard to the services provided by the TVA employees, sections d and e of the contract and MIPR state as follows:

- d. TVA will provide the services of mutually agreed upon loaned employees for purposes of the MIPR. It is expressly understood and agreed that services of such loaned employees will be made available, at TVA's discretion, when the schedule for such services is consistent with TVA's requirements and that TVA does not guarantee the availability of such loaned employees' services at any time during the term of this agreement.
- e. It is expressly understood that for all purposes under this MIPR the TVA employees will be acting as loaned employees and will be under the complete supervision and control of the Army at all times and that TVA shall not and cannot supervise or control such employees during the time that they are providing services to the Army. It is further understood and agreed that neither TVA nor any of the loaned employees warrant or guarantee the advice under this agreement and that the Army is solely responsible for determining the suitability and acceptability of such advice and consultations for any purpose. Neither TVA, its agents and employees, nor the loaned employees assume any liability, or responsibility to the Army, its agents, employees, or contractors, or any third party for any costs, charges, damages, (either direct or consequential), demands, claims, or causes of action for any personal injuries (including death) or damage to property, real or personal, or delays arising out of or resulting from any such action or failures to act on the part of such loaned employees whose services are provided under this MIPR.

As provided above, this report was prepared by the TVA loaned employees under direct supervision and control of the U.S. Army. The U.S. Army is solely responsible for its content and use and not TVA, its employees or agents. Wherever it appears in this report, the term "TVA" shall mean TVA loaned employees which are subject to sections d and e quoted.

TABLE OF CONTENTS

| <u>SECTION</u> | <u>TITLE</u> | <u>PAGE</u> |
|----------------|---------------------------------------|-------------|
| 1.0 | INTRODUCTION | 1-1 |
| 2.0 | MATERIALS AND METHODS..... | 2-1 |
| 3.0 | RESULTS | 3-1 |
| 3.1 | Impact on TNT Degradation..... | 3-1 |
| 3.2 | Impact on RDX Degradation | 3-7 |
| 3.3 | Degradation Product Levels | 3-7 |
| 3.4 | Impact on Chemical Oxygen Demand..... | 3-15 |
| 4.0 | CONCLUSIONS..... | 4-1 |
| 5.0 | ACKNOWLEDGMENTS | 5-1 |

LIST OF FIGURES

| <u>FIGURE NUMBER</u> | <u>FIGURE TITLE</u> | <u>PAGE NUMBER</u> |
|----------------------|--|--------------------|
| 3-1 | TNT removal in ground water | 3-2 |
| 3-2 | TNT removal in ground water (continued)..... | 3-3 |
| 3-3 | Redox values in water..... | 3-4 |
| 3-4 | Redox values in water (continued) | 3-5 |
| 3-5 | TNT removal rate constants and retention times..... | 3-6 |
| 3-6 | RDX removal in groundwater..... | 3-8 |
| 3-7 | RDX removal in groundwater (continued)..... | 3-9 |
| 3-8 | RDX removal rate constants and retention times | 3-10 |
| 3-9 | Appearance of 2A-DNT in water..... | 3-11 |
| 3-10 | Appearance of 2A-DNT in water (continued)..... | 3-12 |
| 3-11 | Appearance of 4A-DNT in water..... | 3-13 |
| 3-12 | Appearance of 4A-DNT in water (continued)..... | 3-14 |
| 3-13 | Chemical oxygen demand (COD) in water..... | 3-16 |
| 3-14 | Chemical oxygen demand (COD) in water..... | 3-17 |

LIST OF TABLES

TABLE NUMBER

TABLE TITLE

PAGE NUMBER

2.1 Treatment Identification Key 2-2

ABBREVIATIONS

| | |
|--------|--|
| 2A-DNT | -2-Aminodinitrotoluene |
| 4A-DNT | -4-Aminodinitrotoluene |
| °C | -Degrees Centigrade |
| Ca | -Calcium |
| COD | -Chemical Oxygen Demand |
| d | -Days |
| DNT | -Dinitrotoluene |
| DO | -Dissolved Oxygen |
| DoD | -Department of Defense |
| g/L | -Grams per liter |
| HPLC | -High Performance Liquid Chromatography |
| L | -Liters |
| MAAP | -Milan Army Ammunition Plant |
| mg/L | -Milligrams per liter |
| mL/min | -Milliliter per minute |
| mS/cm | -Millisiemens per centimeter |
| mV | -Millivolt |
| N | -Nitrogen |
| P | -Phosphorus |
| RDX | -Hexahydro-1,3,5-trinitro-1,3,5-triazine |
| TNT | -2,4,6 Trinitrotoluene |
| TVA | -Tennessee Valley Authority |
| U.S. | -United States |
| USAEC | -United States Army Environmental Center |

Tab for Section 1.0

SECTION 1.0

INTRODUCTION

Wetland systems have been successfully used to treat a wide variety of wastewaters. Municipal wastewater and acid mine drainage encompass most of the water treated by constructed wetlands. Other wastewaters treated with wetlands include petroleum industrial effluents, pulp and paper wastewater, and landfill leachates. The main advantage of constructed wetlands is that the technology is inexpensive compared to conventional treatment options. There are capital costs associated with building the wetland, but the low operation and maintenance costs makes constructed wetlands a cheaper alternative to conventional treatments with yearly labor and chemical costs.

This study was conducted to determine the feasibility of using parrot feather in gravel bed and ponded wetland systems for treating TNT and RDX in contaminated groundwater by batch loading groundwater into small-scale wetland systems.

Tab for Section 2.0

SECTION 2.0

MATERIALS AND METHODS

The study was conducted from June 12 to 23. The experimental units consisted of 10 gallon aquaria that were separated into two equal compartments with a plastic partition. The aquaria were separated to allow for reciprocation of water in some of the treatments. An outline of the 10 treatments and 2 controls used in the study are summarized in Table 2-1.

Before adding the contaminated groundwater, the wetland reactors were allowed to acclimate with dechlorinated tap water with or without nutrients, depending on the nutrient treatment. The acclimation period lasted 5 days from June 6 to June 12. On June 12, 12 L of contaminated groundwater from the Milan Army Ammunition Plant (MAAP) was batch-fed into the wetland reactors. Water was recirculated in the systems at 50 mL/min. The groundwater contained 2.14 and 2.76 mg/L of TNT and RDX, respectively.

The 8 treatments with gravel consisted of all combinations of with or without plants, dirty or clean rocks, and with or without water reciprocation. Each treatment was replicated 2 times. The plant used in the study was parrot feather (*Myriophyllum braziliense*) planted as a submergent at a density of 50 g/L. The dirty and clean rocks treatment refers to the addition of inoculated rocks or non-inoculated rocks, respectively. Carbon was added to the contaminated groundwater with inoculated rocks. The groundwater was added without carbon to the non-inoculated rocks. The inoculated rocks were taken from an ongoing study of nutrient removal where an accumulation of microorganisms on the rocks was assured. Non-inoculated rocks refers to gravel as delivered. The reciprocation treatment refers to movement of water in the cells to facilitate oxygenation of gravel substratum. The parrot feather reactor systems (PF/D and PF/C) did not contain gravel and refer to parrot feather submerged in contaminated groundwater with or without nutrients.

Table 2.1
Treatment Identification Key.

| Treatment identification | Parrot feather planted? | Rock status[†] | Carbon Added ? | Recipro- cation? | Description |
|---------------------------------|--------------------------------|--------------------------------|-----------------------|-------------------------|-------------------------|
| CONT/C | no | none | no | no | Just water |
| CONT/D | no | none | yes | no | Just water |
| PF/C | yes | none | no | no | Parrot feather in water |
| PF/D | yes | none | yes | no | Parrot feather in water |
| YDN | yes | dirty | yes | no | gravel-based unit |
| NDN | no | dirty | yes | no | gravel-based unit |
| YCN | yes | clean | no | no | gravel-based unit |
| NCN | no | clean | no | no | gravel-based unit |
| YDY | yes | dirty | yes | yes | gravel-based unit |
| NDY | no | dirty | yes | yes | gravel-based unit |
| YCY | yes | clean | no | yes | gravel-based unit |
| NCY | no | clean | no | yes | gravel-based unit |

[†] dirty = inoculated rocks, clean = non-inoculated rocks.

Nutrients were added to the contaminated groundwater as powdered milk at a concentration of 350 mg/L. The powdered milk contained 3.56% N, 0.75% P, and 0.8% Ca. Dissolving 350 mg/L resulted in nutrient concentrations of 12.5 mg/L N, 2.6 mg/L P, and 2.8 mg/L Ca in solution. A 350 mg/L solution had a chemical oxidation demand of approximately 420 mg/L and organic carbon concentration of 153 mg/L.

During the course of the study, water samples were taken for analysis of TNT, RDX, 2-aminodinitrotoluene (2A-DNT), and 4-aminodinitrotoluene (4A-DNT), using HPLC. Other water quality parameters measured were chemical oxygen demand (COD), redox, dissolved oxygen (DO), temperature, electrical conductivity, and pH. Redox was determined with an in-situ platinum electrode and a calomel reference electrode. Redox values reported were referenced to a H₂ reference electrode by adding 244 mV to the measured data. The average daytime water temperature, electrical conductivity, and pH were 24.7 (2.3) °C, 0.225 (0.129) mS/cm, and 7.12 (0.48), respectively, with standard deviations shown in parenthesis. Data presented in the following figures represents an average of 2 replications.

The decline in TNT and RDX concentrations were modeled by first-order kinetics. The linearized first-order kinetic model was used to determine the rate constant, K, from the slope:

$$\ln (A_0/A) = K t$$

where A₀ is the initial concentration, A is the concentration at time t, K is the first order rate constant, and t is time. Units for time was days (d). Therefore, the unit for K is 1/d. The K constant is dependent on plant biomass concentration, as well as any other environmental factor influencing degradation. To analyze removal under varying plant biomass concentrations, Saunders et al. (pers. comm.) equates K to a second order rate constant (k) and plant concentration (PC) as:

$$K = k (PC).$$

With PC in units of g/L, K in units of 1/d, and k having the units L/gd. "Little k", was determined from K for TNT degradation in our experimental units with parrot feather planted at 50 .

If K and A_0 are known parameters and a target concentration of an explosive is given as A, the time needed to reduce the concentration from A_0 to A is given by rearranging the linearized first-order equation above:

$$t = \ln (A_0/A)/K = \text{retention time in wetland system}$$

Time (t) can be taken as the retention needed for reducing concentration of a compound from A_0 to A when degradation occurs with rate constant K. Retention time and K are inversely related, the lower the K value the longer the retention time required. In bar graphs comparing the K constants for TNT and RDX removal with the various treatments, the retention time is plotted on the right y axis so a quick comparison of both rate constants and retention times can be made across treatments.

Tab for Section 3.0

SECTION 3.0

RESULTS

3.1 Impact on TNT Degradation

The inoculated (dirty) gravel systems (YDN and NDN) and the parrot feather system with carbon (PF/D) removed TNT quickly (Figure 3-1). TNT concentrations in these systems dropped below the detection limit after only 0.2 days (4 hours). The inoculated gravel systems with reciprocation (YDY and NDY) and the parrot feather system with carbon (PF/D) did nearly as well (Figures 3-1 and 3-2). Even the ponded water system with nutrients (CONT/D) was effective in reducing TNT concentration, albeit at slower rates than non-reciprocating (anaerobic) or parrot feather systems.

TNT removal in the inoculated non-reciprocating gravel systems (YDN and NDN) was believed to be due to anaerobic degradation since redox was less than -200 mV (Figure 3-3). Redox in all the other systems were generally greater than 100 mV (Figures 3-3 and 3-4).

Reciprocation had no effect on TNT removal in systems using uninoculated, or "clean", gravel. This can be seen via comparison of milk fed clean gravel systems without parrot feather (NCN versus NCY) in Figure 3-2; as well as by comparison of clean gravel systems with parrot feather (YCN versus YCY). Use of parrot feather did improve TNT degradation in the clean systems (compare NCN & NCY versus YCN & YCY) and reduced treatment time to non-detection levels by approximately 2 days.

The improvement in TNT degradation with planting ponded water with parrot feather was a little greater and may be due to greater surface area of plants exposed to water for exudation of nitroreductase enzyme (see comparison of ponded water without nutrient (CONT/C) and parrot feather without nutrient (PF/C) in Figure 3-1).

Among the gravel wetlands, the best at removing TNT from contaminated groundwater were those having inoculated rocks fed with nutrient solution (Figure 3-5). The carbon

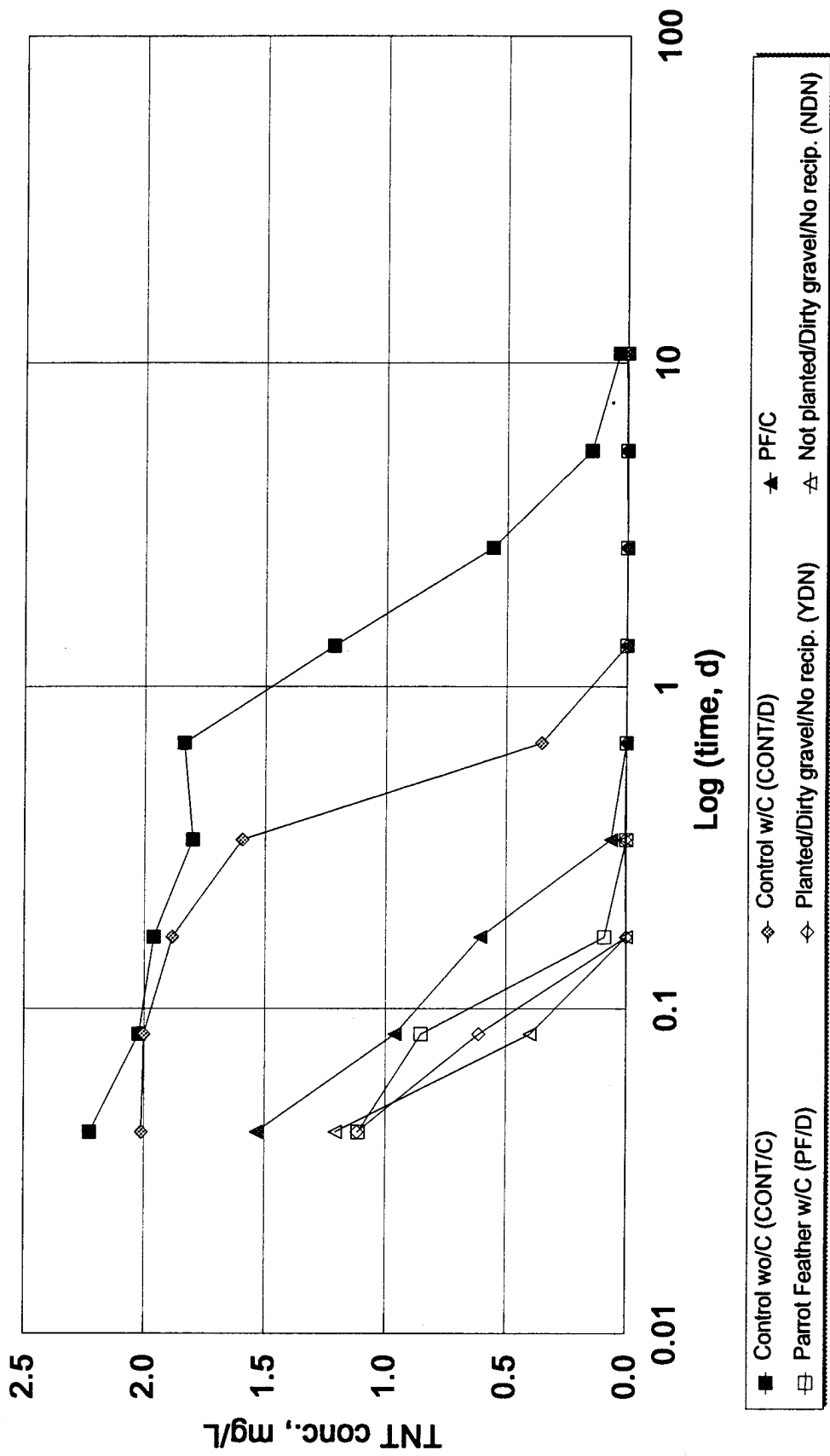


FIGURE 3-1
TNT REMOVAL IN GROUNDWATER

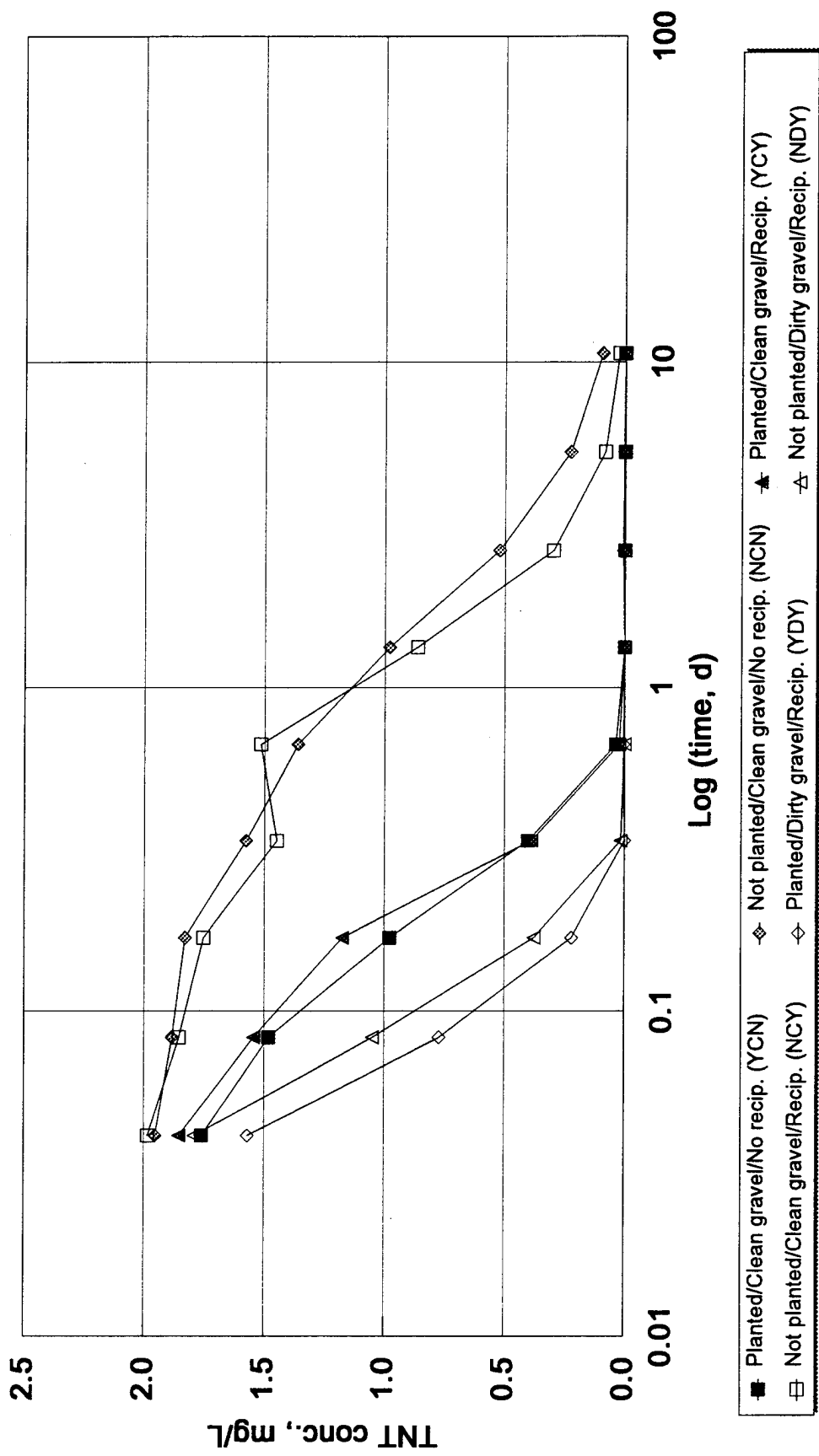


FIGURE 3.2
TNT REMOVAL IN GROUNDWATER (CONTINUED)

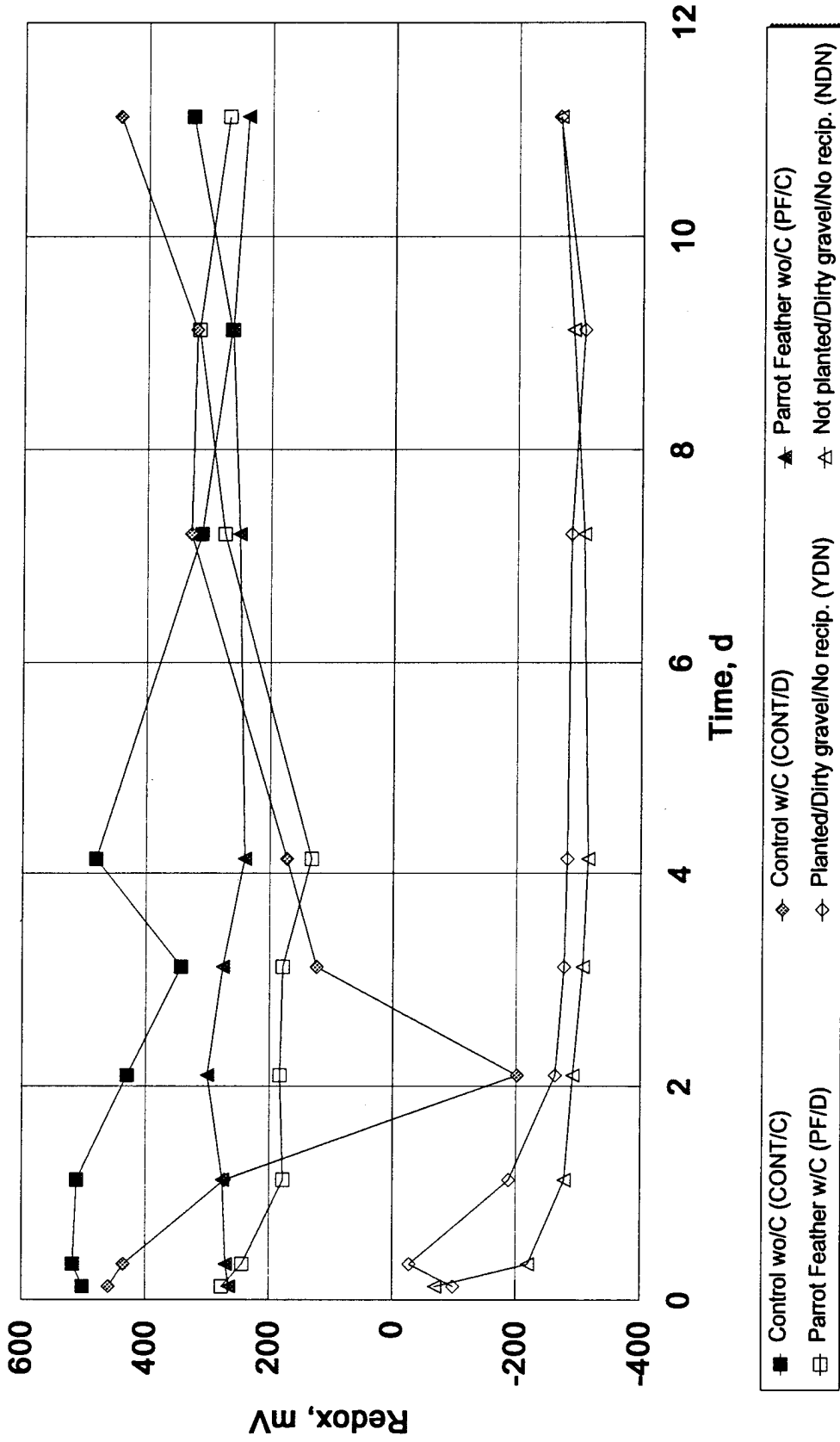


FIGURE 3-3
REDOX VALUES IN WATER

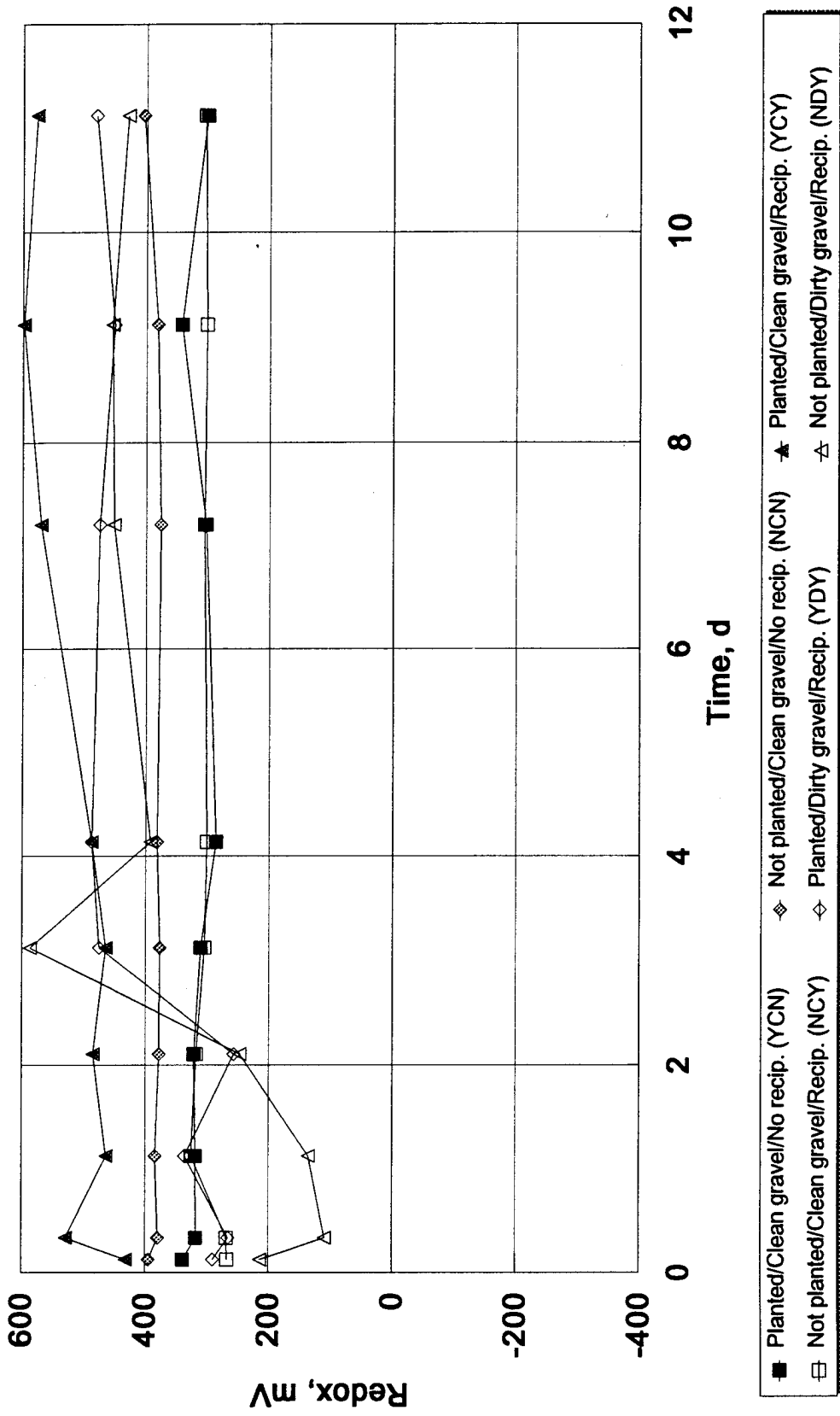


FIGURE 3-4
REDOX VALUES IN WATER (CONTINUED)

Retention time for TNT conc. = 0.002 mg/L, d

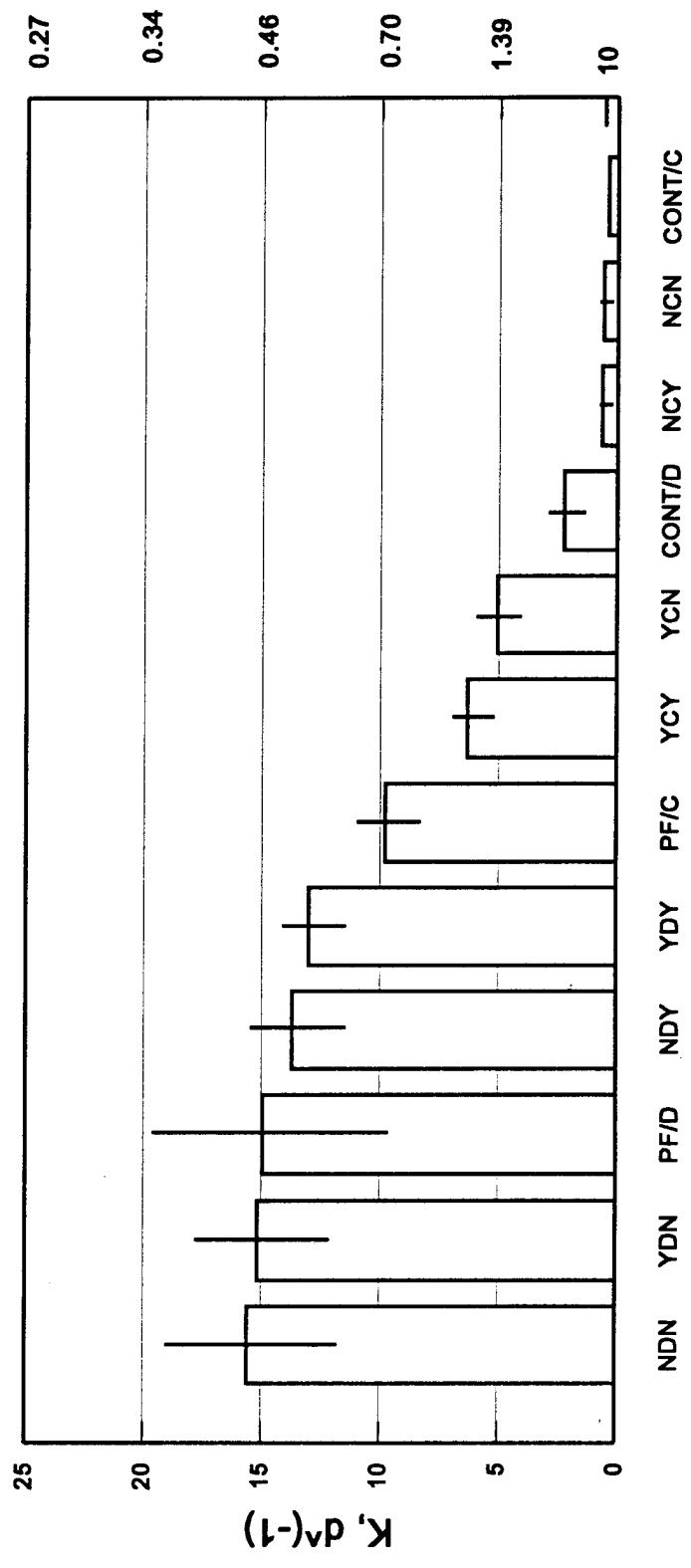


FIGURE 3-5
TNT REMOVAL RATE CONSTANTS AND RETENTION TIMES

present in the nutrient solution probably caused anaerobic conditions to develop with subsequent anaerobic degradation of TNT. When experimental error is taken into account, see bars in Figure 3-5, all treatment systems with added carbon had roughly the same impact on retention time whether or not the systems were reciprocating or planted with parrot feather. And this is true whether parrot feather is present or not. Retention times for adequate removal of TNT in the best systems ranged from 0.44 to 0.48 days. Adequate retention times for the parrot feather system without nutrients (PC/C) and all the clean gravel systems (YCY, YCN, NCY, and NCN) were significantly greater

“little k” constants were calculated for all TNT test systems containing parrot feather. The “little k” constant for YDN, YDY, PF/D, and PF/C were 0.30, 0.26, 0.29, and 0.20 L/gd, respectively.

3.2 Impact on RDX Degradation

RDX degradation occurred more slowly than TNT degradation as evidenced by higher retention times and lower K constants, see Figures 3-6, 3-7, and 3-8 respectively. The only gravel systems with appreciable RDX removal capability were the carbon fed non-reciprocating systems with inoculated gravel (YDN and NDN). Retention times required to lower RDX concentrations to 0.05 mg/L in these systems would be approximately 5-7 days (Figure 3-8). As with TNT, RDX removal was suspected to be due to anaerobic microbial degradation due to the redox levels < 200 mV in these treatments (Figure 3-2).

RDX degradation was observed in the nutrient fed parrot feather system as well. However, a retention time of 40 days would be required to make this system effective.

3.3 Degradation Product Levels

Degradation product levels were always less than 0.4 ppm (Figures 3-9, 3-10, 3-11, and 3-12). Concentrations of 2A-DNT peaked at approximately 0.5 days (Figs. 3-9 and 3-10) while 4A-DNT peaked at approximately 1-2 days (Figures 3-11 and 3-12).

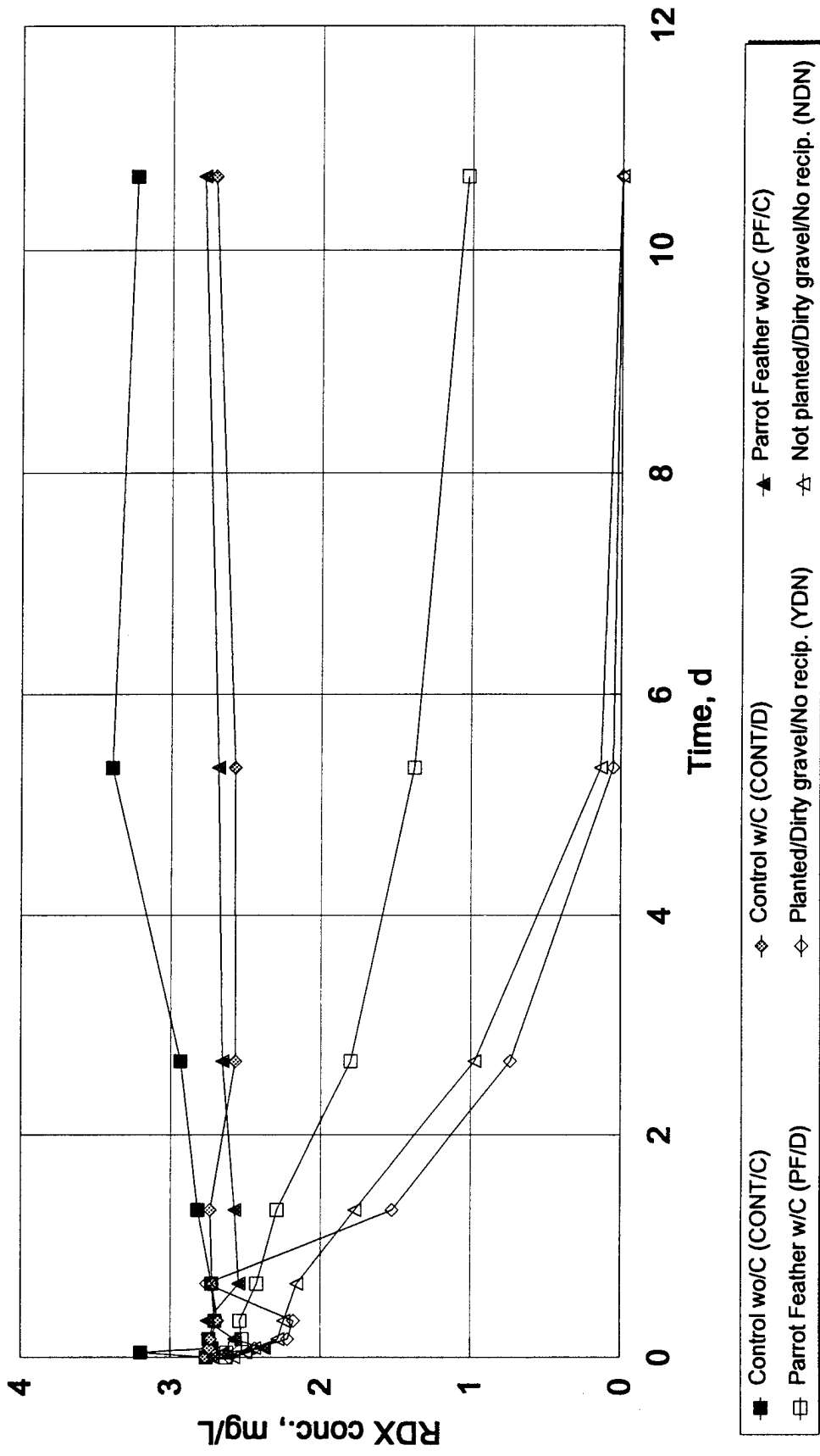


FIGURE 3-6
RDX REMOVAL IN GROUNDWATER

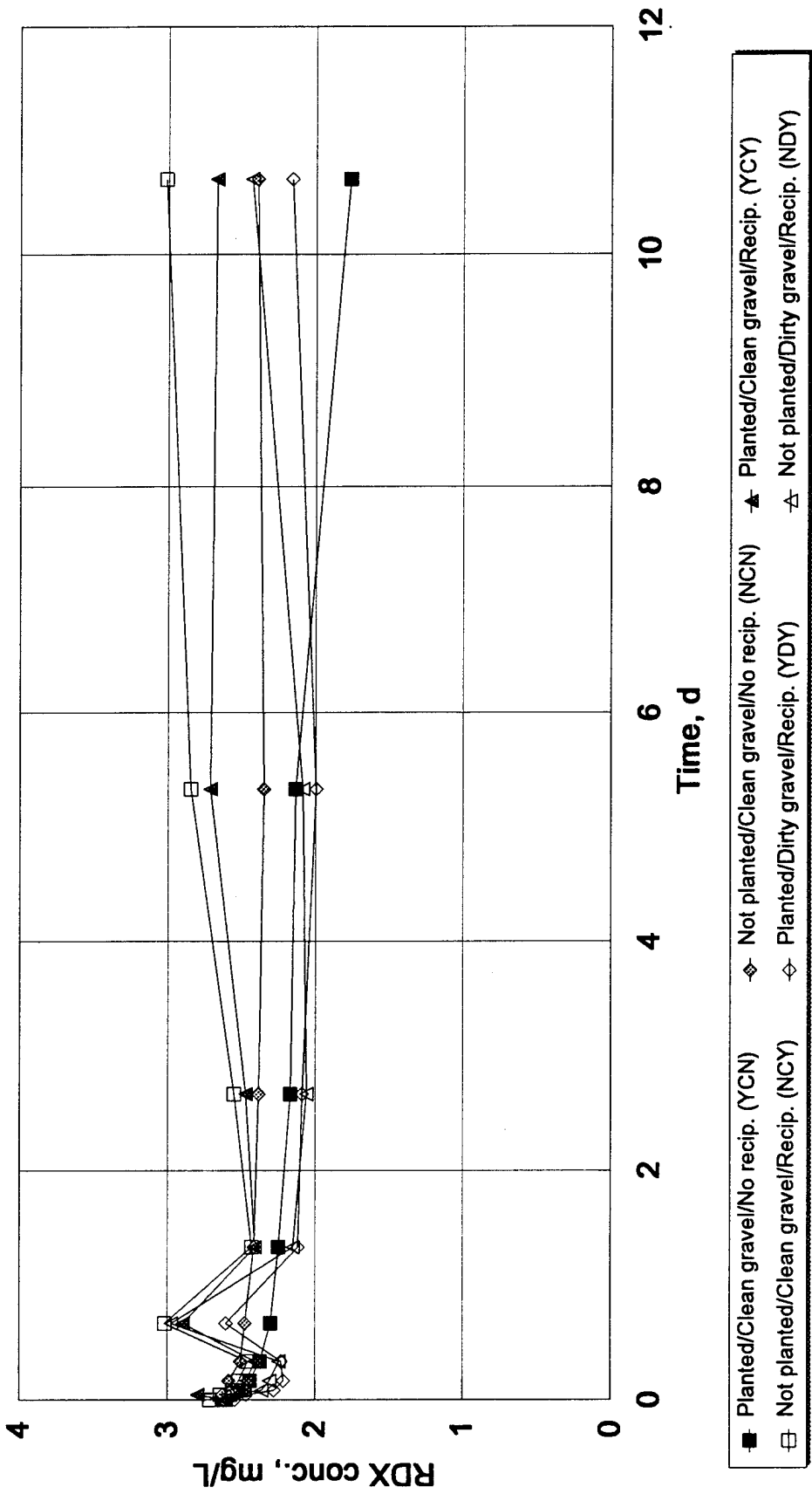


FIGURE 3-7
RDX REMOVAL IN GROUNDWATER (CONTINUED)

Retention time for RDX conc. = 0.05 mg/L, d

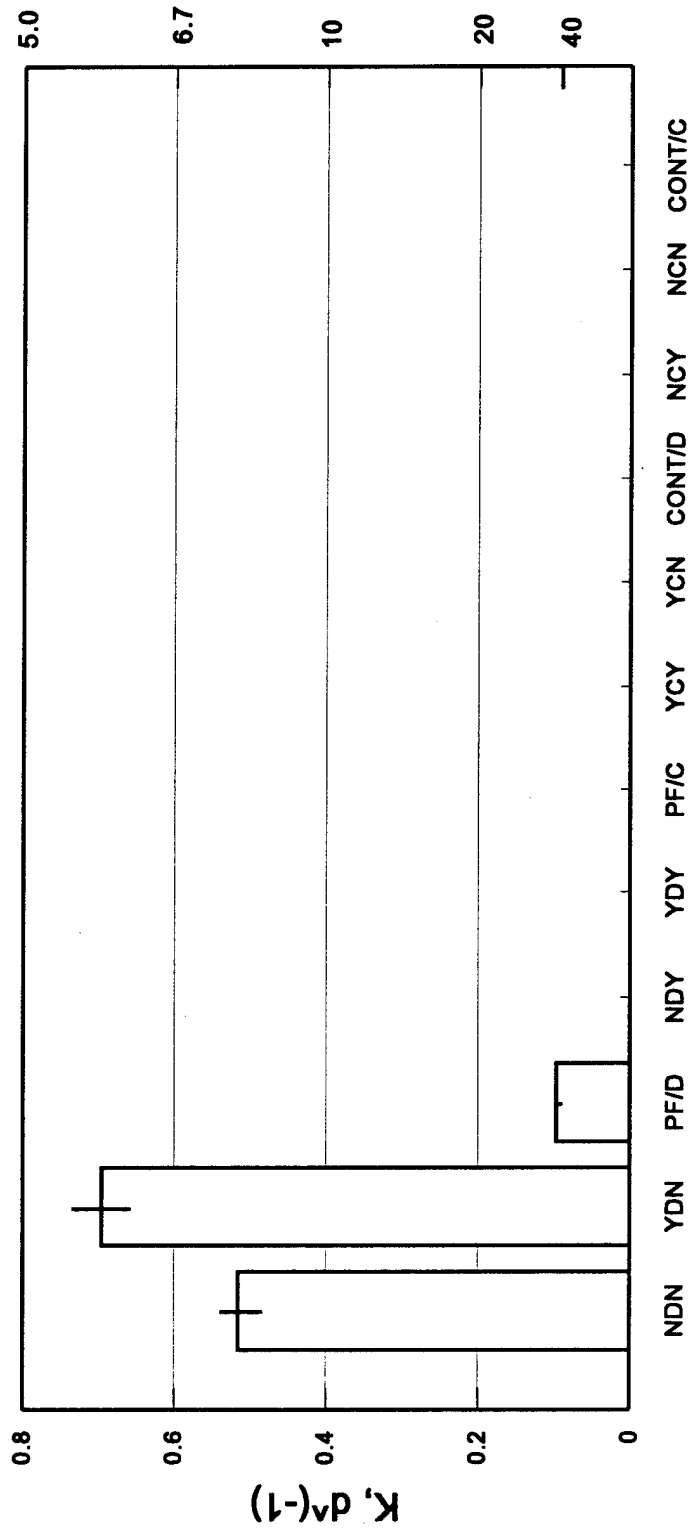


FIGURE 3-8
RDX REMOVAL RATE CONSTANTS AND RETENTION TIMES

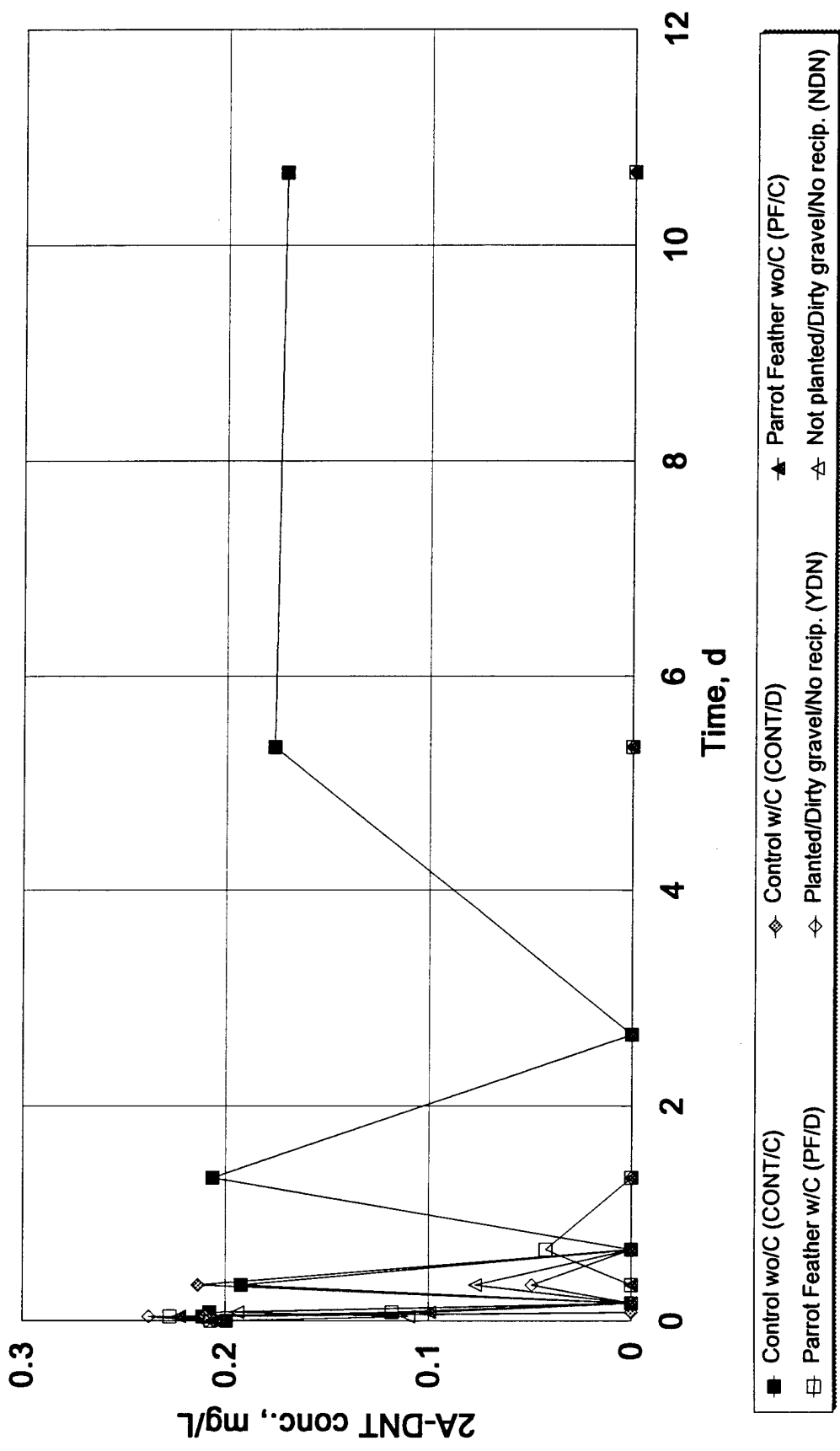


FIGURE 3-9
APPEARANCE OF 2A-DNT IN WATER

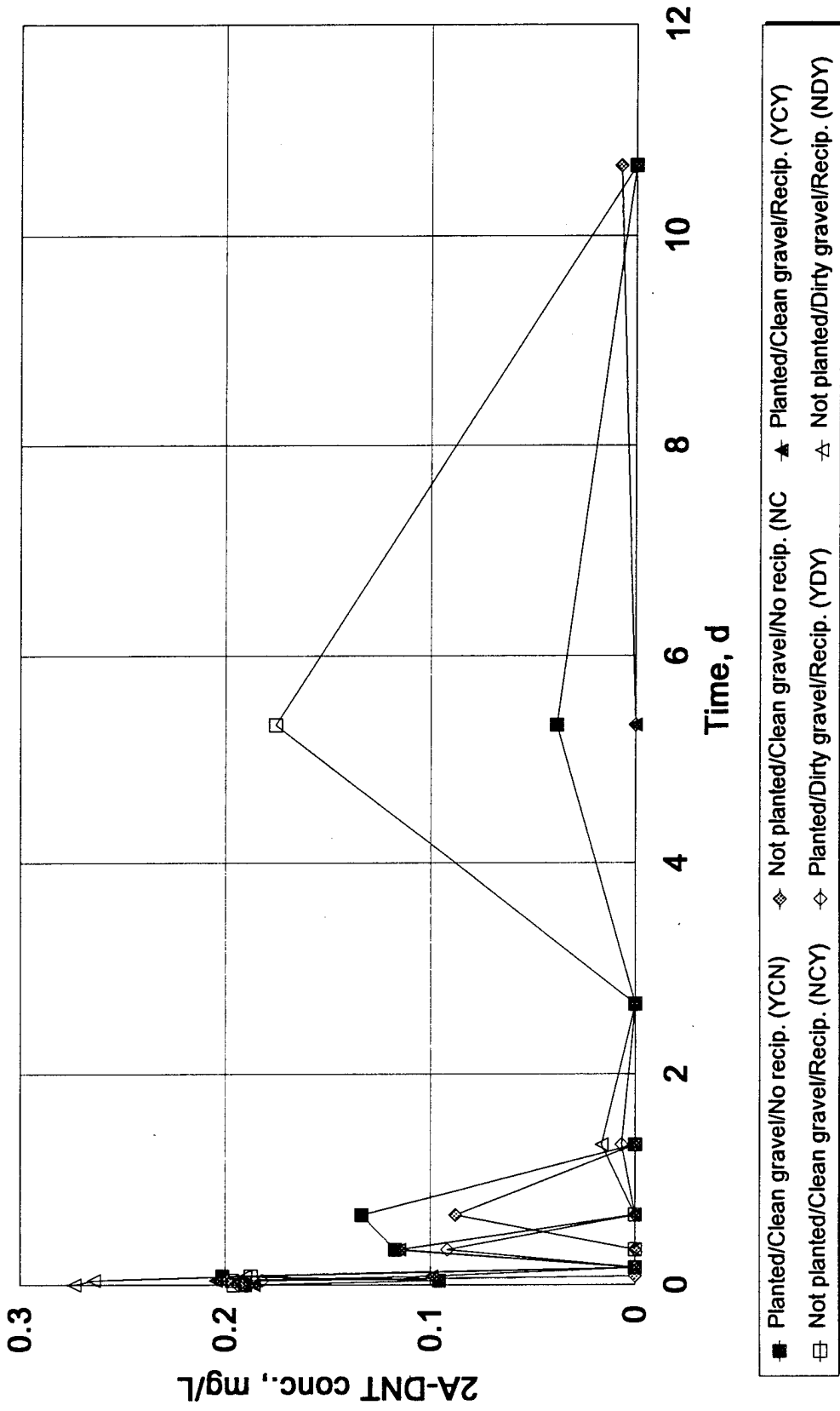


FIGURE 3-10
APPEARANCE OF 2A-DNT IN WATER (CONTINUED)

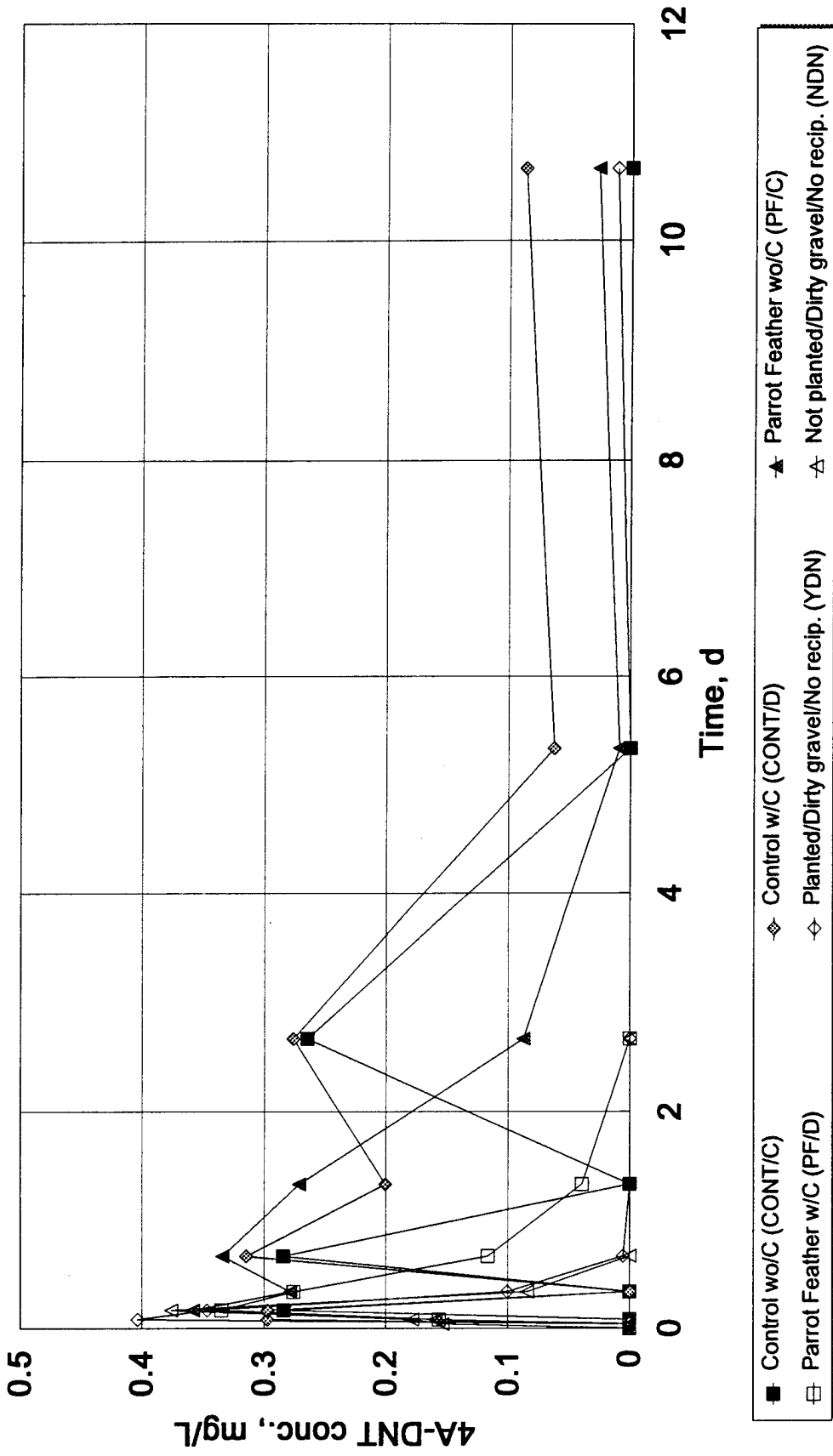


FIGURE 3-11
APPEARANCE OF 4A-DNT IN WATER

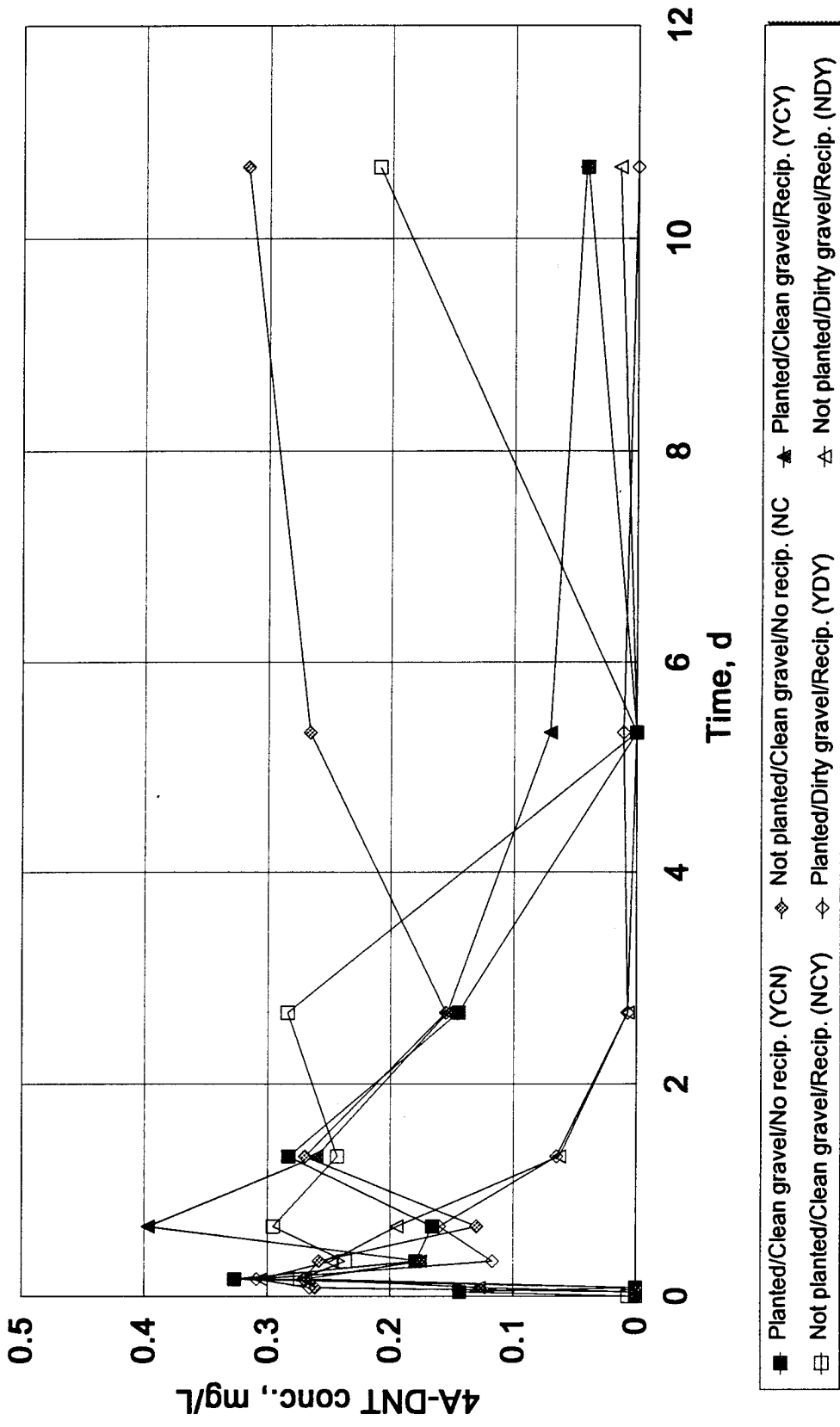


FIGURE 3-12
APPEARANCE OF 4A-DNT IN WATER (CONTINUED)

3.4 Impact on Chemical Oxygen Demand

Chemical oxidation demand is an approximate measure of the carbon content of water. The inoculated systems all had initially high COD due to the addition of the milk powder (Figures 3-13 and 3-14). However, the reciprocating systems were very effective in reducing COD in a very short time span (YDY and NDY in Figure 3-14). The parrot feather reactor without nutrients (PF/C) produced COD (Figure 3-13) probably due to organic exudates from plant roots. These results suggest that use of reciprocating wetlands could help control effluent COD levels by consuming residual carbon released from either parrot feather or anaerobic wetlands.

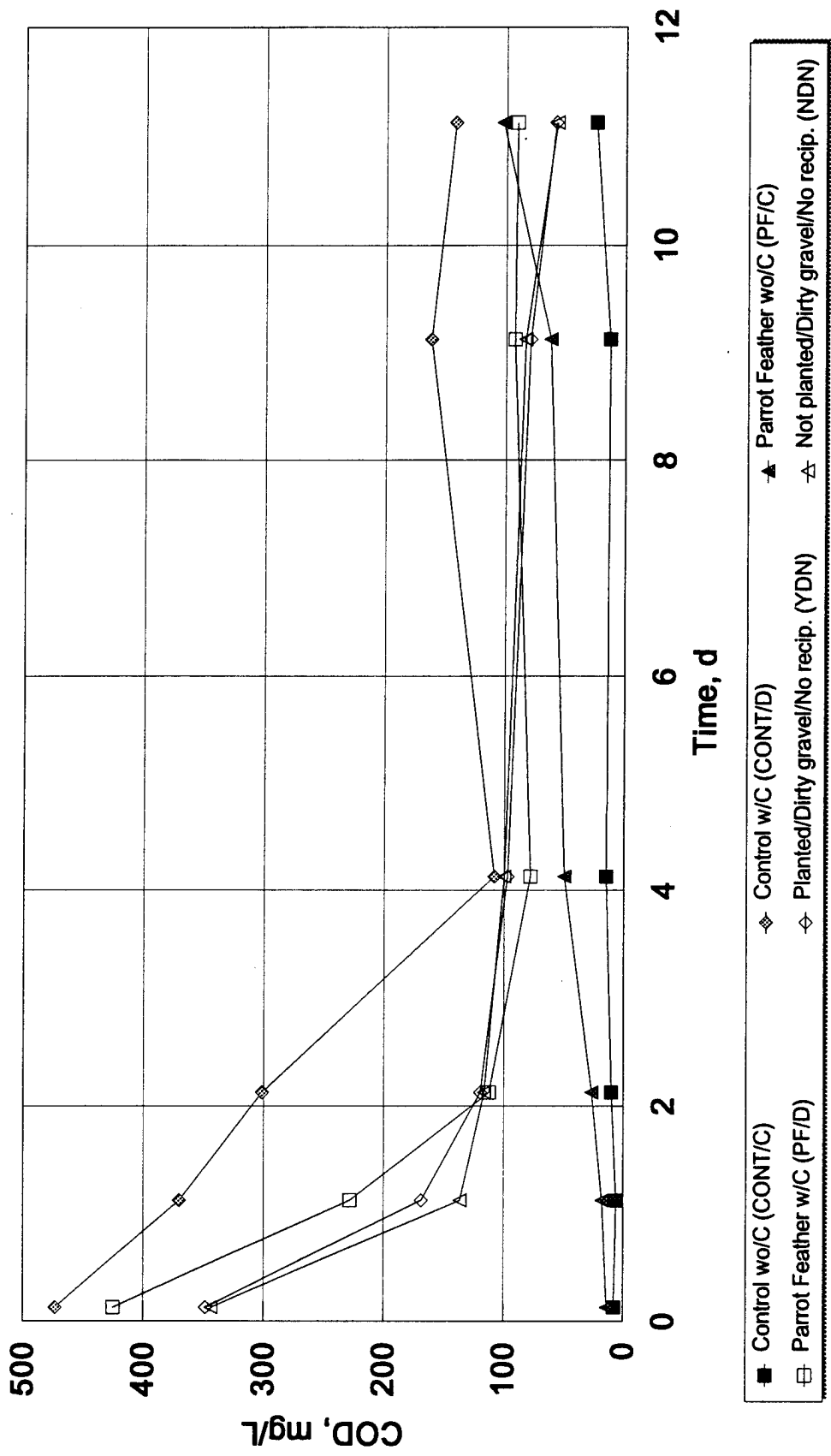


FIGURE 3-13
CHEMICAL OXYGEN DEMAND (COD) IN WATER

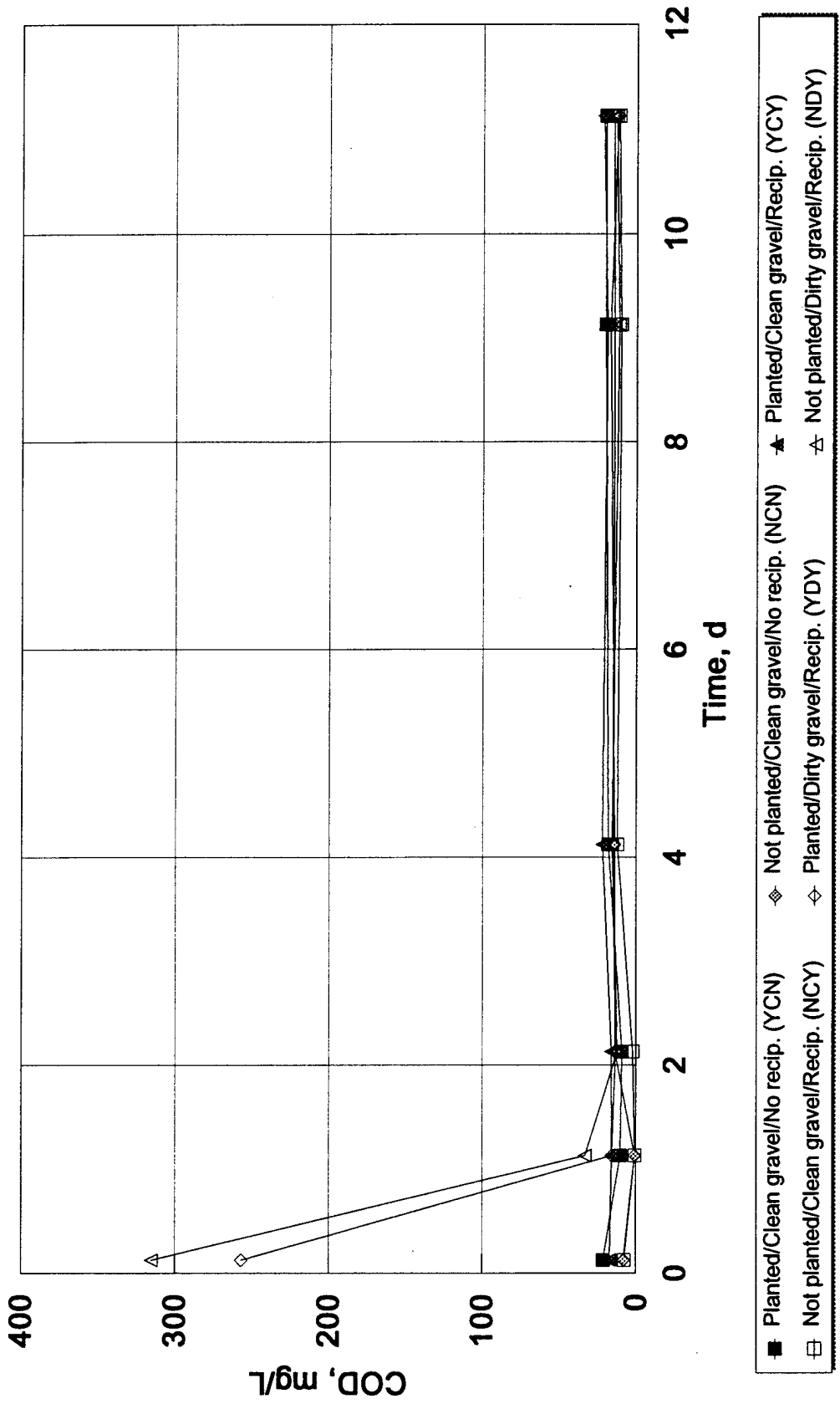


FIGURE 3-14
CHEMICAL OXYGEN DEMAND (COD) IN WATER (CONTINUED)

Tab for Section 4.0

SECTION 4.0

CONCLUSIONS

Anaerobic gravel-bed wetlands were as effective at removing TNT as ponded parrot feather systems. The removal of RDX was more effective in anaerobic gravel-bed wetlands compared to ponded parrot feather systems. Anaerobic microbial degradation was suspected to be the predominate mechanism for removal of TNT and RDX in the contaminated ground water. No differences in degradation products were observed among the treatment systems. These conclusions are important because, prior to this study, it was unclear whether gravel-based wetlands would degrade TNT and RDX in contaminated groundwater.

The study was also important as a basis for recommending design alternatives for the demonstration at Milan, Tennessee. The two systems recommended are a parrot feather reactor containing two cells and a gravel-based wetland containing two cells. With respect to the gravel-based system, the first cell should be designed for anaerobic degradation and the second cell should be modified to allow for reciprocation. Use of a reciprocating cell is recommended to quickly remove residual carbon and/or degradation products released from the first cell. According to the removal rates of TNT and RDX, the retention times for both systems should be approximately 8 to 10 days.

Tab for Section 5.0

SECTION 5.0

ACKNOWLEDGMENTS

Thanks is expressed to Cathy McDonald, Jerry Clayton, Michael Bulls, Jerry Berry, Danny Williams, Eddie White, and Johnny Matlock for their diligent efforts in maintaining the experimental cells and making the study a success.

Thanks is also expressed to Richard Almond, the project manager, and Joseph Hoagland for their contributed ideas and direction to the project.