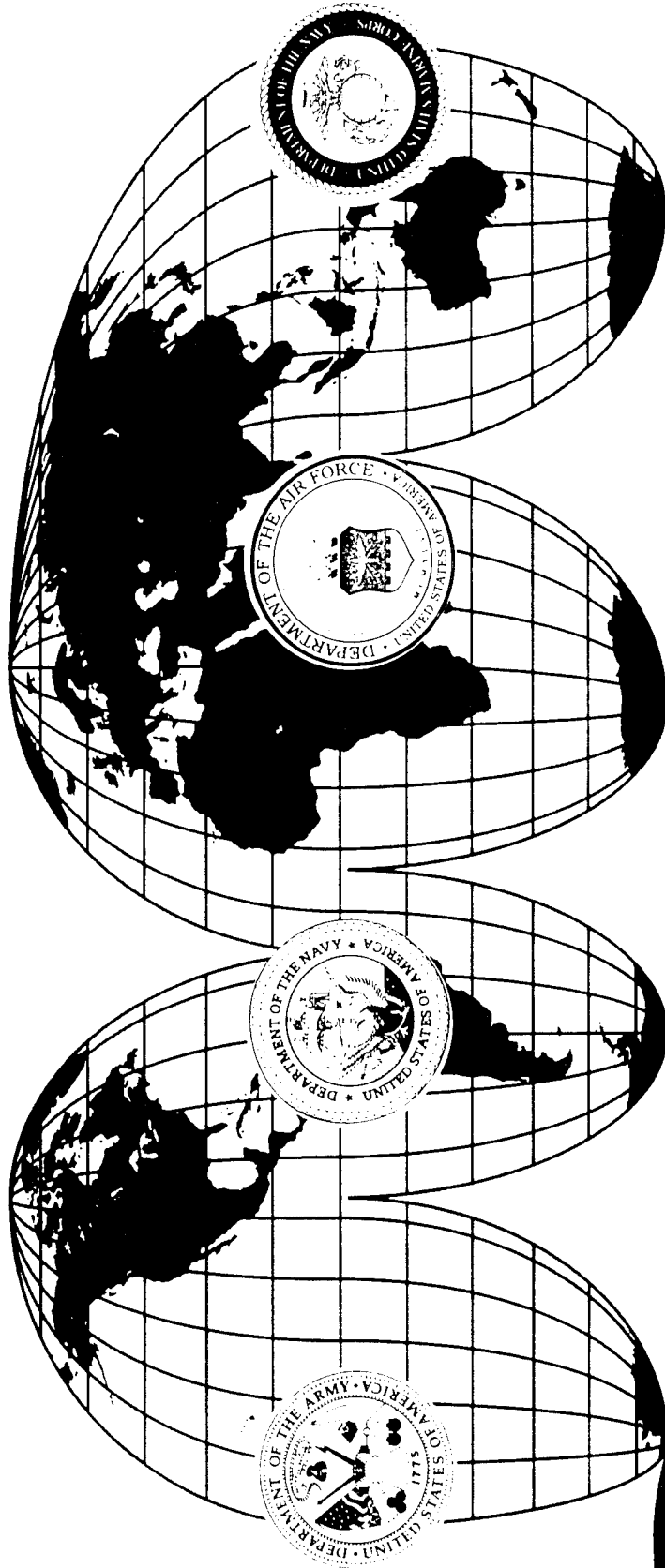




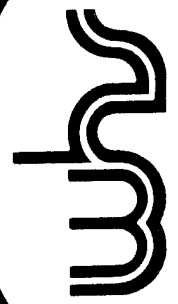
M07

Department of Defense WORLDWIDE U.S. ACTIVE DUTY MILITARY PERSONNEL CASUALTIES

October 1979 through March 1996



DATE OF NEXT EDITION: 1




DIRECTORATE FOR INFORMATION
OPERATIONS AND REPORTS (DIOR)

19960726 053

OSD
WORLDWIDE U.S. ACTIVE DUTY MILITARY PERSONNEL CASUALTIES

DISCLAIMER NOTICE



THIS DOCUMENT IS BEST QUALITY AVAILABLE. THE COPY FURNISHED TO DTIC CONTAINED A SIGNIFICANT NUMBER OF PAGES WHICH DO NOT REPRODUCE LEGIBLY.

Department of Defense

WORLDWIDE U.S. ACTIVE DUTY MILITARY PERSONNEL CASUALTIES

October 1979 through March 1996

(Please See Note on Following Page)

*Prepared by
Department of Defense
Washington Headquarters Services
Directorate for Information
Operations and Reports*

For sale by the Superintendent of Documents
U.S. Government Printing Office
Washington, DC 20402-9371
Telephone: (202) 512-1800

DTIC/NTIS identification number for this publication is DIOR/M07 - 96/02.

- - - - - **NOTE** - - - - -

This publication is designed to be used as a planning document and is not a record of day-to-day casualty counts. Since there is a lead time for casualty information to be reported by field activities to the Military Service casualty offices and then to the Office of the Secretary of Defense, the data cannot be used for publication or release as current data. It is imperative that the detailed information and the resulting casualty statistics be treated with the utmost sensitivity.

Since all casualty data, including any changes or modifications, are as reported to the Office of the Secretary of Defense by the respective Military Service casualty offices, inquiries regarding individual casualties or other proposed changes to the data in this publication should be directed to the appropriate Military Service casualty offices:

Department of the Army
U.S. Army Military Personnel Center
ATTN: TAPC-PE-SI
2461 Eisenhower Avenue, Room 912
Alexandria, VA 22331-0483

Department of the Navy
Bureau of Naval Personnel
ATTN: Pers-663, Room 1712
Washington, DC 20370-5663

Department of the Air Force
Headquarters Air Force Military Personnel Center
ATTN: DPMC
Randolph Air Force Base, TX 78150-6001

Commandant of the Marine Corps
Code MHP-10
Washington, DC 20380-0001

FOREWORD

This publication provides data on worldwide active duty military personnel casualties as reported during the period October 1979 through March 1996. It is intended to provide summary information for the Office of the Secretary of Defense and various other Department of Defense (DoD) and Federal Government offices. A related list which contains additional detailed data on Military Service, name, pay grade, date of death, and home of record for all active duty military personnel who have died since October 1, 1979, is compiled annually. This list, entitled **Worldwide U.S. Active Duty Military Deaths, Alphabetical Index by Name (ST33)**, is available from the following sources:

For the public

Director
National Technical Information Service
5285 Port Royal Road
Springfield, VA 22161
Phone: (703) 487-4650

For the Federal Government and its contractors

Administrator
Defense Technical Information Center (BR)
8725 John J. Kingman Road, Suite 0944
Ft. Belvoir, VA 22060-6218
Phone: (703) 767-8274

The information has been generated from an automated data base of casualty information, certified and reported monthly by the Military Services. Hence, responsibility for the accuracy of these data is that of each of the reporting Military Services. The reports presented in this publication are based on the reporting requirements set forth in DoD Instruction 1300.18, **Military Personnel Casualty Matters, Policies, and Procedures**, dated December 27, 1991. This publication includes only those personnel casualties reported by date of publication. Subsequent casualty reports will be included in future publications with appropriate adjustments.

Extracts of information presented in this publication are available on DefenseLINK, a World Wide Web server on the Internet, at the following address: <http://web1.whs.osd.mil/mmid/mmidhome.htm>.

TABLE OF CONTENTS

	PAGE
TABLE/FIG. WORLDWIDE U.S. ACTIVE DUTY MILITARY DEATHS/CASUALTIES	
Comparison of Military Personnel Strength and Deaths	
TABLE 1	1
TABLE 1A	2
TABLE 1B	3
TABLE 1C	4
TABLE 1D	5
FIGURE 1	6
TABLE 2	7
FIGURE 2	8
TABLE 3	9
By Casualty Type and Military Service	
	9
	10
	11
	12
	13
	14
	15
	16
	17
	18
	19
	20
	21
	22
	23
	24
	25

**TABLE WORLDWIDE U.S. ACTIVE DUTY MILITARY DEATHS/CASUALTIES
 OCTOBER 1979 THROUGH MARCH 1996**

	PAGE
TABLE 4	By Home State of Record and Military Service 26
TABLE 5	By Pay Grade and Race..... 29
TABLE 6	By Pay Grade and Military Service..... 30
TABLE 7	By Attained Age and Military Service 31
TABLE 8	By Place of Casualty and Military Service..... 33
TABLE 9	By Place of Casualty and Casualty Group 39
TABLE 10	Selected Military Operations..... 45

GLOSSARY OF TERMS	47
--------------------------------	-----------

TABLE 1
WORLDWIDE U. S. ACTIVE DUTY MILITARY DEATHS
COMPARISON OF MILITARY PERSONNEL STRENGTH AND DEATHS

TOTAL

Fiscal Year As Of September 30	Military Personnel Strength	Deaths Reported	Deaths Per 100,000
1980	2,050,627	2,391	117
1981	2,082,560	2,420	116
1982	2,108,612	2,311	110
1983	2,123,349	2,202	104
1984	2,138,157	2,311	108
1985	2,151,032	2,016	94
1986	2,169,112	2,241	103
1987	2,174,217	1,991	92
1988	2,138,213	1,845	86
1989	2,130,229	1,678	79
1990	2,043,705	1,526	75
1991	1,984,967	1,787	90
1992	1,807,177	1,332	74
1993	1,705,103	1,245	73
1994	1,610,490	1,108	69
1995	1,518,224	1,054	69

Prepared by: Washington Headquarters Services
 Directorate for Information
 Operations and Reports

TABLE 1A
WORLDWIDE U. S. ACTIVE DUTY MILITARY DEATHS
COMPARISON OF MILITARY PERSONNEL STRENGTH AND DEATHS

ARMY

Fiscal Year As Of September 30	Military Personnel Strength	Deaths Reported	Deaths Per 100,000
1980	777,036	890	115
1981	781,419	946	121
1982	780,391	954	122
1983	779,643	831	107
1984	780,180	806	103
1985	780,787	824	106
1986	780,980	1,036	133
1987	780,815	764	98
1988	771,847	702	91
1989	769,741	597	78
1990	732,403	632	86
1991	710,233	761	107
1992	610,450	490	80
1993	572,423	468	82
1994	541,343	492	91
1995	508,559	385	76

Prepared by: Washington Headquarters Services
 Directorate for Information
 Operations and Reports

TABLE 1B
WORLDWIDE U. S. ACTIVE DUTY MILITARY DEATHS
COMPARISON OF MILITARY PERSONNEL STRENGTH AND DEATHS

NAVY

Fiscal Year As Of September 30	Military Personnel Strength	Deaths Reported	Deaths Per 100,000
1980	527,153	693	131
1981	540,219	641	119
1982	552,996	563	102
1983	557,573	617	111
1984	564,638	583	103
1985	570,705	539	94
1986	581,119	544	94
1987	586,842	602	103
1988	592,570	560	95
1989	592,652	524	88
1990	579,417	430	74
1991	570,262	505	89
1992	541,883	415	77
1993	509,950	374	73
1994	468,662	274	58
1995	434,617	273	63

Prepared by: Washington Headquarters Services
 Directorate for Information
 Operations and Reports

TABLE 1C
WORLDWIDE U. S. ACTIVE DUTY MILITARY DEATHS
COMPARISON OF MILITARY PERSONNEL STRENGTH AND DEATHS

AIR FORCE

Fiscal Year As Of September 30	Military Personnel Strength	Deaths Reported	Deaths Per 100,000
1980	557,969	520	93
1981	570,302	564	99
1982	582,845	543	93
1983	592,044	491	83
1984	597,125	465	78
1985	601,515	427	71
1986	608,199	429	71
1987	607,035	426	70
1988	576,446	385	67
1989	570,880	337	59
1990	535,233	302	57
1991	510,432	297	58
1992	470,315	251	53
1993	444,351	244	55
1994	426,327	222	52
1995	400,409	255	64

Prepared by: Washington Headquarters Services
 Directorate for Information
 Operations and Reports

**TABLE 1D
WORLDWIDE U. S. ACTIVE DUTY MILITARY DEATHS
COMPARISON OF MILITARY PERSONNEL STRENGTH AND DEATHS**

MARINE CORPS

Fiscal Year As Of September 30	Military Personnel Strength	Deaths Reported	Deaths Per 100,000
1980	188,469	288	153
1981	190,620	269	141
1982	192,380	251	130
1983	194,089	263	136
1984	196,214	457	233
1985	198,025	226	114
1986	198,814	232	117
1987	199,525	199	100
1988	197,350	198	100
1989	196,956	220	112
1990	196,652	162	82
1991	194,040	224	115
1992	184,529	176	95
1993	178,379	159	89
1994	174,158	120	69
1995	174,639	141	81

Prepared by: Washington Headquarters Services
Directorate for Information
Operations and Reports

**WORLDWIDE U.S. ACTIVE DUTY MILITARY DEATHS
COMPARISON OF MILITARY PERSONNEL STRENGTH AND DEATHS**



Prepared by: Washington Headquarters Services
Directorate for Information Operations and Reports

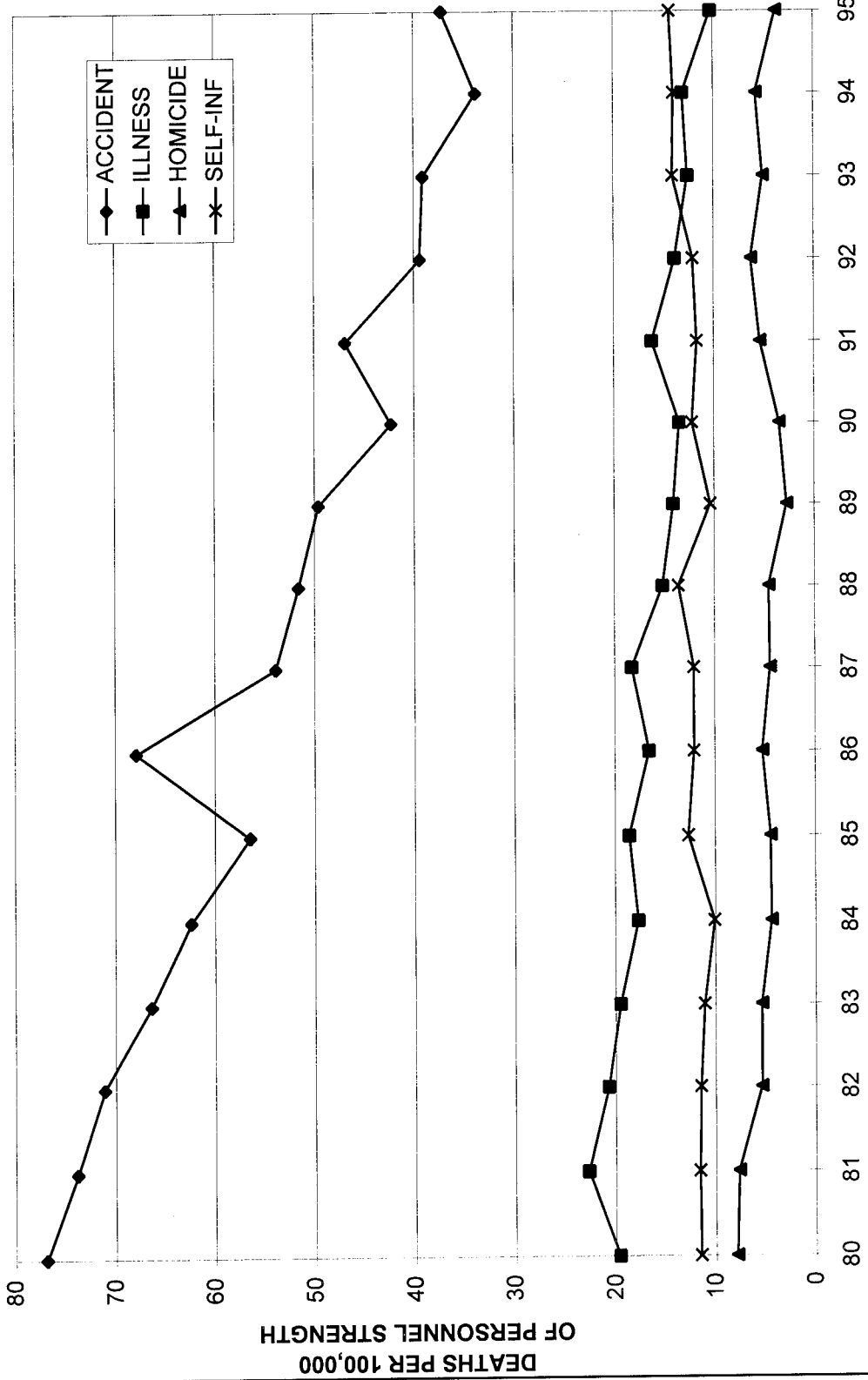
FIGURE 1

**TABLE 2
 WORLDWIDE U. S. ACTIVE DUTY MILITARY CASUALTIES
 BY CASUALTY GROUP AND MILITARY SERVICE
 OCTOBER 1979 THROUGH MARCH 1996**

CASUALTY GROUP		USA	USN	USAF	USMC	TOTAL
DEATHS	HOSTILE - Killed in Action	131	75	22	261	489
	Died of Wounds	6	1	0	5	12
	Died While Missing	0	0	0	1	1
	Died While Captured	0	1	0	0	1
	Died In Terrorist Action	30	0	2	4	36
	TOTAL	167	77	24	271	539
NONHOSTILE	Accident	6,979	5,031	3,566	2,311	17,887
	Illness	2,318	1,415	1,342	329	5,404
	Homicide	751	457	228	228	1,664
	Self Inflicted	1,490	1,002	1,033	442	3,967
	Pending/Undetermined	67	273	44	84	468
	TOTAL	11,605	8,178	6,213	3,394	29,390
TOTAL DEATHS		11,772	8,255	6,237	3,665	29,929
MISSING	HOSTILE - Missing in Action	0	0	0	0	0
	Captured/Interned	0	0	0	0	0
	TOTAL	0	0	0	0	0
NONHOSTILE - Missing		0	0	0	0	0
TOTAL MISSING		0	0	0	0	0
RETURNED TO MILITARY CONTROL (RMC)						
FROM MISSING	Missing in Action	0	0	0	3	3
	Captured/Other	19	9	13	21	62
	Nonhostile Missing	0	0	0	0	0
TOTAL RMC		19	9	13	24	65

Prepared by: Washington Headquarters Services
 Directorate for Information
 Operations and Reports

**WORLDWIDE U.S. ACTIVE DUTY MILITARY DEATHS
NONHOSTILE DEATHS BY MANNER PER 100,000 STRENGTH**



Prepared by: Washington Headquarters Services
Directorate for Information Operations and Reports

FIGURE 2

**TABLE 3
 WORLDWIDE U. S. ACTIVE DUTY MILITARY DEATHS
 BY CASUALTY TYPE AND MILITARY SERVICE
 OCTOBER 1995 THROUGH MARCH 1996**

CASUALTY TYPE	USA	USN	USAF	USMC	TOTAL
HOSTILE					
- Killed in Action	1	0	0	0	1
Died of Wounds	0	0	0	0	0
Died While Missing	0	0	0	0	0
Died While Captured	0	0	0	0	0
Died In Terrorist Action	1	0	0	0	1
TOTAL	2	0	0	0	2
NONHOSTILE					
- Accident	99	60	23	45	227
Illness	37	22	15	8	82
Homicide	14	9	3	7	33
Self Inflicted	40	17	22	9	88
Pending/Undetermined	2	10	16	11	39
TOTAL	192	118	79	80	469
TOTAL DEATHS	194	118	79	80	471

Prepared by: Washington Headquarters Services
 Directorate for Information Operations and Reports

TABLE 3
 WORLDWIDE U. S. ACTIVE DUTY MILITARY DEATHS
 BY CASUALTY TYPE AND MILITARY SERVICE
 FISCAL YEAR 1995

CASUALTY TYPE	USA	USN	USAF	USMC	TOTAL
HOSTILE - Killed in Action	0	0	0	0	0
Died of Wounds	0	0	0	0	0
Died While Missing	0	0	0	0	0
Died While Captured	0	0	0	0	0
Died In Terrorist Action	2	0	2	2	6
TOTAL	2	0	2	2	6
NONHOSTILE - Accident	203	137	137	88	565
Illness	88	36	34	5	163
Homicide	20	21	8	10	59
Self Inflicted	71	64	67	30	232
Pending/Undetermined	1	15	7	6	29
TOTAL	383	273	253	139	1,048
TOTAL DEATHS	385	273	255	141	1,054

Prepared by: Washington Headquarters Services
 Directorate for Information
 Operations and Reports

**TABLE 3
 WORLDWIDE U. S. ACTIVE DUTY MILITARY DEATHS
 BY CASUALTY TYPE AND MILITARY SERVICE
 FISCAL YEAR 1994**

CASUALTY TYPE	USA	USN	USAF	USMC	TOTAL
HOSTILE - Killed in Action	0	0	0	0	0
Died of Wounds	0	0	0	0	0
Died While Missing	0	0	0	0	0
Died While Captured	0	0	0	0	0
Died In Terrorist Action	19	0	0	0	19
TOTAL	19	0	0	0	19
NONHOSTILE - Accident	239	132	104	69	544
Illness	101	49	46	15	211
Homicide	43	21	10	11	85
Self Inflicted	88	55	58	24	225
Pending/Undetermined	2	17	4	1	24
TOTAL	473	274	222	120	1,089
TOTAL DEATHS	492	274	222	120	1,108

Prepared by Washington Headquarters Services
 Directorate for Information
 Operations and Reports

TABLE 3
WORLDWIDE U. S. ACTIVE DUTY MILITARY DEATHS
BY CASUALTY TYPE AND MILITARY SERVICE
FISCAL YEAR 1993

CASUALTY TYPE	USA	USN	USAF	USMC	TOTAL
HOSTILE - Killed in Action	0	0	0	0	0
Died of Wounds	0	0	0	0	0
Died While Missing	0	0	0	0	0
Died While Captured	0	0	0	0	0
Died In Terrorist Action	8	0	0	2	10
TOTAL	8	0	0	2	10
NONHOSTILE - Accident	245	206	121	95	667
Illness	84	67	54	10	215
Homicide	44	24	7	12	87
Self Inflicted	84	60	60	36	240
Pending/Undetermined	3	17	2	4	26
TOTAL	460	374	244	157	1,235
TOTAL DEATHS	468	374	244	159	1,245

Prepared by: Washington Headquarters Services
 Directorate for Information
 Operations and Reports

TABLE 3
WORLDWIDE U. S. ACTIVE DUTY MILITARY DEATHS
BY CASUALTY TYPE AND MILITARY SERVICE
FISCAL YEAR 1992

CASUALTY TYPE	USA	USN	USAF	USMC	TOTAL
HOSTILE - Killed in Action	1	0	0	0	1
Died of Wounds	0	0	0	0	0
Died While Missing	0	0	0	0	0
Died While Captured	0	0	0	0	0
Died In Terrorist Action	0	0	0	0	0
TOTAL	1	0	0	0	1
NONHOSTILE - Accident	247	223	129	113	712
Illness	105	73	53	21	252
Homicide	47	39	12	15	113
Self Inflicted	86	60	53	20	219
Pending/Undetermined	4	20	4	7	35
TOTAL	489	415	251	176	1,331
TOTAL DEATHS	490	415	251	176	1,332

Prepared by: Washington Headquarters Services
 Directorate for Information
 Operations and Reports

**TABLE 3
 WORLDWIDE U. S. ACTIVE DUTY MILITARY DEATHS
 BY CASUALTY TYPE AND MILITARY SERVICE
 FISCAL YEAR 1991**

CASUALTY TYPE	USA	USN	USAF	USMC	TOTAL
HOSTILE - Killed in Action	96	6	20	22	144
Died of Wounds	2	0	0	2	4
Died While Missing	0	0	0	0	0
Died While Captured	0	0	0	0	0
Died In Terrorist Action	0	0	0	0	0
TOTAL	98	6	20	24	148
NONHOSTILE - Accident	369	294	127	141	931
Illness	151	87	64	20	322
Homicide	40	38	18	12	108
Self Inflicted	97	52	62	21	232
Pending/Undetermined	6	28	6	6	46
TOTAL	663	499	277	200	1,639
TOTAL DEATHS	761	505	297	224	1,787

Prepared by: Washington Headquarters Services
 Directorate for Information
 Operations and Reports

**TABLE 3
WORLDWIDE U. S. ACTIVE DUTY MILITARY DEATHS
BY CASUALTY TYPE AND MILITARY SERVICE
FISCAL YEAR 1990**

CASUALTY TYPE	USA	USN	USAF	USMC	TOTAL
HOSTILE - Killed in Action	15	4	0	1	20
Died of Wounds	3	0	0	0	3
Died While Missing	0	0	0	1	1
Died While Captured	0	0	0	0	0
Died In Terrorist Action	0	0	0	0	0
TOTAL	18	4	0	2	24
NONHOSTILE - Accident	357	243	164	100	864
Illness	123	73	69	10	275
Homicide	25	23	10	13	71
Self Inflicted	104	55	58	33	250
Pending/Undetermined	5	32	1	4	42
TOTAL	614	426	302	160	1,502
TOTAL DEATHS	632	430	302	162	1,526

Prepared by: Washington Headquarters Services
Directorate for Information
Operations and Reports

TABLE 3
WORLDWIDE U. S. ACTIVE DUTY MILITARY DEATHS
BY CASUALTY TYPE AND MILITARY SERVICE
FISCAL YEAR 1989

CASUALTY TYPE	USA	USN	USAF	USMC	TOTAL
HOSTILE					
- Killed in Action	0	0	0	0	0
Died of Wounds	0	0	0	0	0
Died While Missing	0	0	0	0	0
Died While Captured	0	0	0	0	0
Died In Terrorist Action	0	0	0	0	0
TOTAL	0	0	0	0	0
NONHOSTILE - Accident	375	343	175	164	1,057
Illness	107	81	96	17	301
Homicide	23	24	6	6	59
Self Inflicted	76	57	59	29	221
Pending/Undetermined	16	19	1	4	40
TOTAL	597	524	337	220	1,678
TOTAL DEATHS	597	524	337	220	1,678

Prepared by: Washington Headquarters Services
 Directorate for Information
 Operations and Reports

TABLE 3
WORLDWIDE U. S. ACTIVE DUTY MILITARY DEATHS
BY CASUALTY TYPE AND MILITARY SERVICE
FISCAL YEAR 1988

CASUALTY TYPE	USA	USN	USAF	USMC	TOTAL
HOSTILE - Killed in Action	0	2	0	0	2
Died of Wounds	0	1	0	0	1
Died While Missing	0	0	0	0	0
Died While Captured	0	0	0	0	0
Died In Terrorist Action	0	0	0	0	0
TOTAL	0	3	0	0	3
NONHOSTILE - Accident	422	348	199	135	1,104
Illness	138	93	70	23	324
Homicide	42	28	18	11	99
Self Inflicted	97	71	98	25	291
Pending/Undetermined	3	17	0	4	24
TOTAL	702	557	385	198	1,842
TOTAL DEATHS	702	560	385	198	1,845

Prepared by: Washington Headquarters Services
Directorate for Information
Operations and Reports

**TABLE 3
 WORLDWIDE U. S. ACTIVE DUTY MILITARY DEATHS
 BY CASUALTY TYPE AND MILITARY SERVICE
 FISCAL YEAR 1987**

CASUALTY TYPE	USA	USN	USAF	USMC	TOTAL
HOSTILE - Killed in Action	1	37	0	0	38
Died of Wounds	0	0	0	0	0
Died While Missing	0	0	0	0	0
Died While Captured	0	0	0	0	0
Died In Terrorist Action	0	0	0	0	0
TOTAL	1	37	0	0	38
NONHOSTILE - Accident	465	326	244	136	1,171
Illness	162	116	93	26	397
Homicide	52	23	9	13	97
Self Inflicted	82	83	79	19	263
Pending/Undetermined	2	17	1	5	25
TOTAL	763	565	426	199	1,953
TOTAL DEATHS	764	602	426	199	1,991

Prepared by: Washington Headquarters Services
 Directorate for Information
 Operations and Reports

TABLE 3
WORLDWIDE U. S. ACTIVE DUTY MILITARY DEATHS
BY CASUALTY TYPE AND MILITARY SERVICE
FISCAL YEAR 1986

CASUALTY TYPE	USA	USN	USAF	USMC	TOTAL
HOSTILE - Killed in Action	0	0	2	0	2
Died of Wounds	0	0	0	0	0
Died While Missing	0	0	0	0	0
Died While Captured	0	0	0	0	0
Died In Terrorist Action	0	0	0	0	0
TOTAL	0	0	2	0	2
NONHOSTILE - Accident	722	339	258	154	1,473
Illness	151	92	85	31	359
Homicide	48	27	26	13	114
Self Inflicted	110	67	58	27	262
Pending/Undetermined	5	19	0	7	31
TOTAL	1,036	544	427	232	2,239
TOTAL DEATHS	1,036	544	429	232	2,241

Prepared by: Washington Headquarters Services
 Directorate for Information
 Operations and Reports

TABLE 3
WORLDWIDE U. S. ACTIVE DUTY MILITARY DEATHS
BY CASUALTY TYPE AND MILITARY SERVICE
FISCAL YEAR 1985

CASUALTY TYPE	USA	USN	USAF	USMC	TOTAL
HOSTILE - Killed in Action	0	0	0	4	4
Died of Wounds	0	0	0	0	0
Died While Missing	0	0	0	0	0
Died While Captured	0	1	0	0	1
Died In Terrorist Action	0	0	0	0	0
TOTAL	0	1	0	4	5
NONHOSTILE - Accident	483	327	243	162	1,215
Illness	163	110	108	19	400
Homicide	52	25	9	11	97
Self Inflicted	123	57	67	26	273
Pending/Undetermined	3	19	0	4	26
TOTAL	824	538	427	222	2,011
TOTAL DEATHS	824	539	427	226	2,016

Prepared by: Washington Headquarters Services
 Directorate for Information
 Operations and Reports

TABLE 3
WORLDWIDE U. S. ACTIVE DUTY MILITARY DEATHS
BY CASUALTY TYPE AND MILITARY SERVICE
FISCAL YEAR 1984

CASUALTY TYPE	USA	USN	USAF	USMC	TOTAL
HOSTILE - Killed in Action	16	25	0	230	271
Died of Wounds	1	0	0	2	3
Died While Missing	0	0	0	0	0
Died While Captured	0	0	0	0	0
Died In Terrorist Action	0	0	0	0	0
TOTAL	17	25	0	232	274
NONHOSTILE - Accident	504	362	301	168	1,335
Illness	162	106	92	19	379
Homicide	42	23	19	10	94
Self Inflicted	79	59	53	24	215
Pending/Undetermined	2	8	0	4	14
TOTAL	789	558	465	225	2,037
TOTAL DEATHS	806	583	465	457	2,311

Prepared by: Washington Headquarters Services
 Directorate for Information
 Operations and Reports

**TABLE 3
 WORLDWIDE U. S. ACTIVE DUTY MILITARY DEATHS
 BY CASUALTY TYPE AND MILITARY SERVICE
 FISCAL YEAR 1983**

CASUALTY TYPE	USA	USN	USAF	USMC	TOTAL
HOSTILE - Killed in Action	0	1	0	4	5
Died of Wounds	0	0	0	1	1
Died While Missing	0	0	0	0	0
Died While Captured	0	0	0	0	0
Died In Terrorist Action	0	0	0	0	0
TOTAL	0	1	0	5	6
NONHOSTILE - Accident	518	403	311	177	1,409
Illness	174	101	111	27	413
Homicide	57	36	7	14	114
Self Inflicted	79	65	61	30	235
Pending/Undetermined	3	11	1	10	25
TOTAL	831	616	491	258	2,196
TOTAL DEATHS	831	617	491	263	2,202

Prepared by: Washington Headquarters Services
 Directorate for Information
 Operations and Reports

TABLE 3
WORLDWIDE U. S. ACTIVE DUTY MILITARY DEATHS
BY CASUALTY TYPE AND MILITARY SERVICE
FISCAL YEAR 1982

CASUALTY TYPE	MILITARY SERVICE					TOTAL
	USA	USN	USAF	USMC	TOTAL	
HOSTILE						
- Killed in Action	0	0	0	0	0	0
Died of Wounds	0	0	0	0	0	0
Died While Missing	0	0	0	0	0	0
Died While Captured	0	0	0	0	0	0
Died In Terrorist Action	0	0	0	0	0	0
TOTAL	0	0	0	0	0	0
NONHOSTILE - Accident	590	385	349	176	1,500	1,500
Illness	201	90	117	29	437	437
Homicide	58	22	17	16	113	113
Self Inflicted	99	56	60	28	243	243
Pending/Undetermined	6	10	0	2	18	18
TOTAL	954	563	543	251	2,311	2,311
TOTAL DEATHS	954	563	543	251	2,311	2,311

Prepared by: Washington Headquarters Services
 Directorate for Information
 Operations and Reports

TABLE 3
WORLDWIDE U. S. ACTIVE DUTY MILITARY DEATHS
BY CASUALTY TYPE AND MILITARY SERVICE
FISCAL YEAR 1981

CASUALTY TYPE	USA	USN	USAF	USMC	TOTAL
HOSTILE - Killed in Action	0	0	0	0	0
Died of Wounds	0	0	0	0	0
Died While Missing	0	0	0	0	0
Died While Captured	0	0	0	0	0
Died In Terrorist Action	0	0	0	0	0
TOTAL	0	0	0	0	0
NONHOSTILE - Accident	569	426	359	182	1,536
Illness	207	117	120	29	473
Homicide	79	31	27	23	160
Self Inflicted	89	63	57	33	242
Pending/Undetermined	2	4	1	2	9
TOTAL	946	641	564	269	2,420
TOTAL DEATHS	946	641	564	269	2,420

Prepared by: Washington Headquarters Services
 Directorate for Information
 Operations and Reports

TABLE 3
WORLDWIDE U. S. ACTIVE DUTY MILITARY DEATHS
BY CASUALTY TYPE AND MILITARY SERVICE
FISCAL YEAR 1980

CASUALTY TYPE	USA	USN	USAF	USMC	TOTAL
HOSTILE - Killed in Action	1	0	0	0	1
Died of Wounds	0	0	0	0	0
Died While Missing	0	0	0	0	0
Died While Captured	0	0	0	0	0
Died In Terrorist Action	0	0	0	0	0
TOTAL	1	0	0	0	1
NONHOSTILE - Accident	572	477	322	206	1,577
Illness	164	102	115	20	401
Homicide	65	43	22	31	161
Self Inflicted	86	61	61	28	236
Pending/Undetermined	2	10	0	3	15
TOTAL	889	693	520	288	2,390
TOTAL DEATHS	890	693	520	288	2,391

Prepared by: Washington Headquarters Services
 Directorate for Information
 Operations and Reports

**TABLE 4
WORLDWIDE U. S. ACTIVE DUTY MILITARY DEATHS
BY HOME STATE OF RECORD AND MILITARY SERVICE
OCTOBER 1979 THROUGH MARCH 1996**

HOME STATE OF RECORD	USA	USN	USAF	USMC	TOTAL
ALABAMA	318	165	131	63	677
ALASKA	45	9	7	1	62
ARIZONA	121	121	85	68	395
ARKANSAS	188	68	65	36	357
CALIFORNIA	827	723	543	337	2,430
COLORADO	140	127	82	51	400
CONNECTICUT	120	88	77	44	329
DELAWARE	42	33	16	8	99
DISTRICT OF COLUMBIA	51	20	13	9	93
FLORIDA	640	452	340	202	1,634
GEORGIA	395	236	143	80	854
HAWAII	48	33	35	5	121
IDAHO	63	43	32	23	161
ILLINOIS	476	326	288	197	1,287
INDIANA	292	171	162	85	710
IOWA	135	95	70	45	345
KANSAS	115	96	80	25	316
KENTUCKY	203	86	92	62	443
LOUISIANA	215	129	114	70	528
MAINE	73	57	40	29	199
MARYLAND	230	161	91	75	557
MASSACHUSETTS	202	157	139	76	574
MICHIGAN	419	354	194	156	1,123
MINNESOTA	182	149	111	58	500
MISSISSIPPI	205	87	73	33	398

Prepared by: Washington Headquarters Services
Directorate for Information
Operations and Reports

TABLE 4
WORLDWIDE U. S. ACTIVE DUTY MILITARY DEATHS
BY HOME STATE OF RECORD AND MILITARY SERVICE
OCTOBER 1979 THROUGH MARCH 1996

HOME STATE OF RECORD	USA	USN	USAF	USMC	TOTAL
MISSOURI	253	196	164	81	694
MONTANA	56	38	31	9	134
NEBRASKA	75	63	61	27	226
NEVADA	45	33	17	13	108
NEW HAMPSHIRE	54	40	38	16	148
NEW JERSEY	229	223	126	112	690
NEW MEXICO	92	95	66	31	284
NEW YORK	663	536	394	264	1,857
NORTH CAROLINA	449	203	163	99	914
NORTH DAKOTA	29	17	24	14	84
OHIO	489	381	304	179	1,353
OKLAHOMA	168	99	73	39	379
OREGON	129	135	81	34	379
PENNSYLVANIA	555	439	364	197	1,555
RHODE ISLAND	33	32	34	19	118
SOUTH CAROLINA	263	149	105	65	582
SOUTH DAKOTA	38	33	33	5	109
TENNESSEE	279	189	123	59	650
TEXAS	835	509	436	222	2,002
UTAH	60	30	39	13	142
VERMONT	33	19	14	8	74
VIRGINIA	404	222	131	118	875
WASHINGTON	224	186	128	75	613
WEST VIRGINIA	114	60	64	31	269
WISCONSIN	175	149	103	78	505

Prepared by: Washington Headquarters Services
 Directorate for Information
 Operations and Reports

**TABLE 4
 WORLDWIDE U. S. ACTIVE DUTY MILITARY DEATHS
 BY HOME STATE OF RECORD AND MILITARY SERVICE
 OCTOBER 1979 THROUGH MARCH 1996**

HOME STATE OF RECORD	USA	USN	USAF	USMC	TOTAL
WYOMING	27	23	15	6	71
TOTAL DEATHS(BY STATE)	11,516	8,085	6,154	3,652	29,407
OTHER	256	170	83	13	522
TOTAL DEATHS	11,772	8,255	6,237	3,665	29,929

Prepared by: Washington Headquarters Services
 Directorate for Information
 Operations and Reports

TABLE 5
WORLDWIDE U. S. ACTIVE DUTY MILITARY DEATHS
BY PAY GRADE AND RACE
OCTOBER 1979 THROUGH MARCH 1996

RANK / GRADE	White	Black	Asian	Other	TOTAL
GEN OF THE ARMY - FLEET ADM	1	0	0	0	1
GENERAL - ADMIRAL	2	0	0	0	2
LT GENERAL - VICE ADMIRAL	4	0	0	0	4
MAJ GENERAL - REAR ADMIRAL(U)	9	0	0	0	9
BRIG GENERAL - REAR ADM(L)/COMMODORE	10	0	0	0	10
COLONEL - CAPTAIN	223	3	0	2	228
LIEUTENANT COL - COMMANDER	401	15	3	5	424
MAJOR - LT COMMANDER	603	26	2	8	639
CAPTAIN - LIEUTENANT	1,123	67	6	13	1,209
1st LIEUTENANT - LIEUTENANT(JG)	552	26	3	14	595
2nd LIEUTENANT - ENSIGN	307	30	2	5	344
W05 CHIEF WARRANT OFFICER	1	0	0	0	1
W04 CHIEF WARRANT OFFICER	91	2	1	1	95
W03 CHIEF WARRANT OFFICER	101	10	1	2	114
W02 CHIEF WARRANT OFFICER	148	9	0	5	162
W01 WARRANT OFFICER	64	1	0	2	67
TOTAL OFFICERS	3,640	189	18	57	3,904
E-09	277	42	4	10	333
E-08	469	110	10	11	600
E-07	1,517	314	28	43	1,902
E-06	2,243	644	63	93	3,043
E-05	3,221	1,057	52	136	4,466
E-04	4,721	1,410	58	214	6,403
E-03	3,949	1,009	52	186	5,196
E-02	1,950	426	23	79	2,478
E-01	1,120	344	14	48	1,526
TOTAL ENLISTED	19,467	5,356	304	820	25,947
TOTAL CADETS	71	5	1	1	78
TOTAL DEATHS FOR ALL GRADES	23,178	5,550	323	878	29,929

Prepared by: Washington Headquarters Services
 Directorate for Information
 Operations and Reports

**TABLE 6
WORLDWIDE U. S. ACTIVE DUTY MILITARY DEATHS
BY PAY GRADE AND MILITARY SERVICE
OCTOBER 1979 THROUGH MARCH 1996**

RANK / GRADE	USA	USN	USAF	USMC	TOTAL
GEN OF THE ARMY - FLEET ADM	1	0	0	0	1
GENERAL - ADMIRAL	0	1	1	0	2
LT GENERAL - VICE ADMIRAL	0	1	2	1	4
MAJ GENERAL - REAR ADMIRAL(U)	4	3	2	0	9
BRIG GENERAL - REAR ADM(L)/COMMODORE	6	1	3	0	10
COLONEL - CAPTAIN	82	55	78	13	228
LIEUTENANT COL - COMMANDER	134	114	151	25	424
MAJOR - LT COMMANDER	146	200	235	58	639
CAPTAIN - LIEUTENANT	247	306	498	158	1,209
1st LIEUTENANT - LIEUTENANT(JG)	150	165	164	116	595
2nd LIEUTENANT - ENSIGN	95	114	107	28	344
W05 CHIEF WARRANT OFFICER	1	0	0	0	1
W04 CHIEF WARRANT OFFICER	74	17	0	4	95
W03 CHIEF WARRANT OFFICER	99	10	0	5	114
W02 CHIEF WARRANT OFFICER	146	8	0	8	162
W01 WARRANT OFFICER	63	0	0	4	67
TOTAL OFFICERS	1,248	995	1,241	420	3,904
E-09	117	98	75	43	333
E-08	258	150	144	48	600
E-07	884	442	471	105	1,902
E-06	1,275	942	642	184	3,043
E-05	1,770	1,313	964	419	4,466
E-04	3,012	1,582	1,156	653	6,403
E-03	1,619	1,379	1,069	1,129	5,196
E-02	933	790	316	439	2,478
E-01	630	529	142	225	1,526
TOTAL ENLISTED	10,498	7,225	4,979	3,245	25,947
TOTAL CADETS	26	35	17	0	78
TOTAL DEATHS FOR ALL GRADES	11,772	8,255	6,237	3,665	29,929

Prepared by: Washington Headquarters Services
Directorate for Information
Operations and Reports

**TABLE 7
 WORLDWIDE U. S. ACTIVE DUTY MILITARY DEATHS
 BY ATTAINED AGE AND MILITARY SERVICE
 OCTOBER 1979 THROUGH MARCH 1996**

ATTAINED AGE	USA	USN	USAF	USMC	TOTAL
17	39	21	5	12	77
18	364	232	98	142	836
19	911	621	299	398	2,229
20	1,112	840	423	534	2,909
21	1,132	830	431	522	2,915
22	902	734	400	376	2,412
23	755	561	363	270	1,949
24	639	476	351	190	1,656
25	523	428	270	177	1,398
26	508	335	269	150	1,262
27	448	325	261	119	1,153
28	408	285	237	107	1,037
29	340	224	213	89	866
30	273	228	200	91	792
31	315	177	175	55	722
32	259	176	196	54	685
33	218	170	183	50	621
34	221	151	185	37	594
35	225	150	177	40	592
36	210	158	176	27	571
37	221	163	174	36	594
38	211	127	154	26	518
39	191	121	153	28	493
40	174	100	133	19	426
41	167	92	130	24	413

Prepared by: Washington Headquarters Services
 Directorate for Information
 Operations and Reports

**TABLE 7
 WORLDWIDE U. S. ACTIVE DUTY MILITARY DEATHS
 BY ATTAINED AGE AND MILITARY SERVICE
 OCTOBER 1979 THROUGH MARCH 1996**

ATTAINED AGE	USA	USN	USAF	USMC	TOTAL
42	151	83	93	18	345
43	111	82	90	16	299
44	89	59	64	7	219
45	97	61	58	14	230
46	84	51	52	8	195
47	73	43	47	7	170
48	66	24	25	3	118
49	56	22	27	6	111
50	53	25	24	2	104
51 AND OVER	226	80	101	11	418
TOTAL DEATHS	11,772	8,255	6,237	3,665	29,929

Prepared by: Washington Headquarters Services
 Directorate for Information
 Operations and Reports

TABLE 8
WORLDWIDE U. S. ACTIVE DUTY MILITARY DEATHS
BY PLACE OF CASUALTY AND MILITARY SERVICE
OCTOBER 1979 THROUGH MARCH 1996

PLACE OF CASUALTY	USA	USN	USAF	USMC	TOTAL
ADRIATIC SEA	0	1	1	0	2
AEGEAN SEA	3	3	0	0	6
AFGHANISTAN	1	0	0	0	1
ANDAMAN SEA	0	1	0	0	1
ANTARCTICA	0	4	0	0	4
ANTIGUA & BARBUDA	1	0	0	0	1
ARABIAN SEA	0	20	0	11	31
ARGENTINA	0	1	0	0	1
AUSTRALIA	1	10	5	1	17
AUSTRIA	2	0	1	0	3
BAHAMAS, THE	0	3	0	0	3
BAHRAIN	1	10	2	1	14
BARBADOS	1	0	0	0	1
BAY OF BENGAL	0	1	0	0	1
BELARUS	0	0	1	0	1
BELGIUM	18	4	15	0	37
BERMUDA	1	7	0	1	9
BLACK SEA	1	0	0	0	1
BOLIVIA	1	0	0	2	3
BOSNIA	1	0	1	0	2
BRAZIL	0	2	0	0	2
BRITISH INDIAN OCEAN TERRITORY	0	13	0	0	13
BRITISH VIRGIN ISLANDS	0	1	0	0	1
BULGARIA	0	0	0	1	1
CANADA	255	12	19	1	287
CARIBBEAN SEA	0	21	0	1	22

Prepared by: Washington Headquarters Services
 Directorate for Information
 Operations and Reports

TABLE 8
WORLDWIDE U. S. ACTIVE DUTY MILITARY DEATHS
BY PLACE OF CASUALTY AND MILITARY SERVICE
OCTOBER 1979 THROUGH MARCH 1996

PLACE OF CASUALTY	USA	USN	USAF	USMC	TOTAL
CHILE	1	0	0	0	1
CLASSIFIED LOCATION	0	0	1	0	1
COLOMBIA	3	1	0	1	5
COSTA RICA	0	1	0	0	1
CROATIA	1	0	0	0	1
CUBA	1	22	0	6	29
CYPRUS	4	0	0	1	5
CZECH REPUBLIC	1	0	0	0	1
CZECHOSLOVAKIA	1	0	0	0	1
DENMARK	1	1	2	0	4
DJIBOUTI	0	0	0	1	1
DRAKE PASSAGE	0	4	1	0	5
EAST CHINA SEA	0	0	3	0	3
EASTERN MEDITERRANEAN	0	34	2	6	42
ECUADOR	4	0	0	0	4
EGYPT	23	1	18	0	42
EL SALVADOR	15	1	3	5	24
ETHIOPIA	0	0	0	1	1
FINLAND	1	0	0	0	1
FRANCE	7	10	3	11	31
FRENCH SOUTHERN AND ANTARCTIC LA	0	2	0	0	2
GERMANY	2,020	23	355	4	2,402
GIBRALTAR	1	0	0	0	1
GREECE	3	25	18	0	46
GREENLAND	0	0	1	0	1
GRENADA	12	0	0	4	16

Prepared by: Washington Headquarters Services
 Directorate for Information
 Operations and Reports

TABLE 8
WORLDWIDE U. S. ACTIVE DUTY MILITARY DEATHS
BY PLACE OF CASUALTY AND MILITARY SERVICE
OCTOBER 1979 THROUGH MARCH 1996

PLACE OF CASUALTY	USA	USN	USAF	USMC	TOTAL
GUATEMALA	3	0	0	0	3
GULF OF MEXICO	0	13	10	3	26
GULF OF OMAN	0	1	0	0	1
GULF OF SIAM	0	0	0	1	1
GULF OF ST. LAWRENCE	0	0	1	0	1
HAITI	3	0	0	0	3
HONDURAS	39	3	7	1	50
HONG KONG	0	6	0	1	7
HUNGARY	1	0	0	1	2
ICELAND	0	6	2	2	10
INDIA	1	0	1	0	2
INDIAN OCEAN	0	62	11	10	83
INDONESIA	0	2	0	0	2
IONIAN SEA	0	5	0	0	5
IRAN	0	0	5	3	8
IRAQ	79	3	3	0	85
IRELAND	0	0	1	0	1
ISRAEL	7	24	2	2	35
ITALY	82	114	86	7	289
JAMAICA	0	3	0	0	3
JAPAN	15	113	101	225	454
KENYA	2	1	0	0	3
KOREA, DEMOCRATIC PEOPLE'S REPUB	3	0	3	1	7
KOREA, REPUBLIC OF (S)	230	9	83	58	380
KUWAIT	10	1	1	14	26
LAKE HURON	0	0	1	0	1

Prepared by: Washington Headquarters Services
 Directorate for Information
 Operations and Reports

TABLE 8
WORLDWIDE U. S. ACTIVE DUTY MILITARY DEATHS
BY PLACE OF CASUALTY AND MILITARY SERVICE
OCTOBER 1979 THROUGH MARCH 1996

PLACE OF CASUALTY	USA	USN	USAF	USMC	TOTAL
LEBANON	10	23	0	235	268
LUXEMBOURG	0	0	3	0	3
MALAYSIA	1	3	0	1	5
MEXICO	6	24	3	11	44
MOROCCO	1	0	0	0	1
NAMIBIA	1	0	0	0	1
NEPAL	1	0	0	0	1
NETHERLANDS	9	0	18	1	28
NETHERLANDS ANTILLES	0	1	1	0	2
NEW ZEALAND	0	1	0	0	1
NORTH ATLANTIC OCEAN	0	196	23	24	243
NORTH PACIFIC OCEAN	0	164	4	7	175
NORTH SEA	0	0	8	5	13
NORWAY	1	0	1	11	13
NORWEGIAN SEA	0	1	0	0	1
OMAN	0	1	2	0	3
OTHER	0	3	0	0	3
PAKISTAN	2	1	2	1	6
PANAMA	136	19	23	6	184
PARAGUAY	3	0	1	0	4
PERSIAN GULF	0	52	15	2	69
PHILIPPINE SEA	0	6	0	0	6
PHILIPPINES	9	121	77	26	233
POLAND	2	1	0	0	3
PORTUGAL	4	2	9	0	15
RED SEA	0	5	0	0	5

Prepared by: Washington Headquarters Services
 Directorate for Information
 Operations and Reports

TABLE 8
WORLDWIDE U. S. ACTIVE DUTY MILITARY DEATHS
BY PLACE OF CASUALTY AND MILITARY SERVICE
OCTOBER 1979 THROUGH MARCH 1996

PLACE OF CASUALTY	USA	USN	USAF	USMC	TOTAL
SAUDI ARABIA	146	3	15	43	207
SEA OF JAPAN	0	4	1	0	5
SINGAPORE	0	3	0	1	4
SLOVAKIA	0	0	1	0	1
SOMALIA	27	0	0	4	31
SOUTH ATLANTIC OCEAN	0	3	0	0	3
SOUTH CHINA SEA	3	24	1	0	28
SOUTH PACIFIC OCEAN	0	5	6	2	13
SPAIN	4	62	92	5	163
SRI LANKA	0	2	0	0	2
ST. CHRISTOPHER & NEVIS ISLANDS	0	1	0	0	1
ST. HELENA ISLAND	0	1	0	0	1
SULU SEA	0	0	12	0	12
SWITZERLAND	1	0	4	1	6
THAILAND	3	13	6	2	24
TUNISIA	0	0	1	0	1
TURKEY	16	4	69	6	95
UNITED ARAB EMIRATES	0	15	6	1	22
UNITED KINGDOM	18	35	202	6	261
WESTERN MEDITERRANEAN	0	33	0	5	38
WESTERN SAMOA	0	1	0	0	1
YELLOW SEA	0	0	1	1	2
YUGOSLAVIA	0	1	0	0	1
ZAIRE	0	0	0	1	1
U.S. AND TERRITORIES					
UNITED STATES	8,469	6,668	4,825	2,852	22,814

Prepared by: Washington Headquarters Services
 Directorate for Information
 Operations and Reports

TABLE 8
WORLDWIDE U. S. ACTIVE DUTY MILITARY DEATHS
BY PLACE OF CASUALTY AND MILITARY SERVICE
OCTOBER 1979 THROUGH MARCH 1996

PLACE OF CASUALTY	USA	USN	USAF	USMC	TOTAL
AMERICAN SAMOA	0	7	0	0	7
FED. STATES OF MICRONESIA	2	0	0	0	2
GUAM	2	83	33	9	127
MISC. PACIFIC ISLANDS	1	1	0	0	2
PUERTO RICO	32	47	2	8	89
U. S. VIRGIN ISLANDS	1	10	0	0	11
TOTAL DEATHS	11,772	8,255	6,237	3,665	29,929

Prepared by: Washington Headquarters Services
 Directorate for Information
 Operations and Reports

TABLE 9
WORLDWIDE U. S. ACTIVE DUTY MILITARY DEATHS
BY PLACE OF CASUALTY AND CASUALTY GROUP
OCTOBER 1979 THROUGH MARCH 1996

PLACE OF CASUALTY	TOTAL DEATHS	NON-HOSTILE DEATHS				HOSTILE DEATHS	
		ACCIDENT	ILLNESS	HOMICIDE	SELF INFLICTED	PENDING/ UNDETERM.	ALL CAUSES
ADRIATIC SEA	2	2	0	0	0	0	0
AEGEAN SEA	6	5	1	0	0	0	0
AFGHANISTAN	1	0	1	0	0	0	0
ANDAMAN SEA	1	0	1	0	0	0	0
ANTARCTICA	4	3	0	0	0	1	0
ANTIGUA & BARBUDA	1	1	0	0	0	0	0
ARABIAN SEA	31	26	3	0	1	1	0
ARGENTINA	1	0	1	0	0	0	0
AUSTRALIA	17	10	3	1	2	1	0
AUSTRIA	3	3	0	0	0	0	0
BAHAMAS, THE	3	3	0	0	0	0	0
BAHRAIN	14	7	6	1	0	0	0
BARBADOS	1	1	0	0	0	0	0
BAY OF BENGAL	1	0	0	0	1	0	0
BELARUS	1	0	1	0	0	0	0
BELGIUM	37	26	10	0	1	0	0
BERMUDA	9	7	1	0	1	0	0
BLACK SEA	1	1	0	0	0	0	0
BOLIVIA	3	2	0	0	1	0	0
BOSNIA	2	2	0	0	0	0	0
BRAZIL	2	1	1	0	0	0	0
BRITISH INDIAN OCEAN TERRITORY	13	7	4	0	0	2	0
BRITISH VIRGIN ISLANDS	1	1	0	0	0	0	0

Prepared by: Washington Headquarters Services
 Directorate for Information
 Operations and Reports

TABLE 9
WORLDWIDE U. S. ACTIVE DUTY MILITARY DEATHS
BY PLACE OF CASUALTY AND CASUALTY GROUP
OCTOBER 1979 THROUGH MARCH 1996

PLACE OF CASUALTY	TOTAL DEATHS	NON-HOSTILE DEATHS					HOSTILE DEATHS	
		ACCIDENT	ILLNESS	HOMICIDE	SELF INFLICTED	PENDING/UNDETERM.	ALL CAUSES	
							0	0
BULGARIA	1	1	0	0	0	0	0	
CANADA	287	283	3	0	0	0	0	
CARIBBEAN SEA	22	16	1	0	0	1	4	
CHILE	1	1	0	0	0	0	0	
CLASSIFIED LOCATION	1	0	1	0	0	0	0	
COLOMBIA	5	4	0	0	1	0	0	
COSTA RICA	1	1	0	0	0	0	0	
CROATIA	1	0	0	0	0	0	1	
CUBA	29	22	3	0	2	2	0	
CYPRUS	5	4	0	0	0	0	1	
CZECH REPUBLIC	1	1	0	0	0	0	0	
CZECHOSLOVAKIA	1	1	0	0	0	0	0	
DENMARK	4	4	0	0	0	0	0	
DJIBOUTI	1	0	0	0	1	0	0	
DRAKE PASSAGE	5	5	0	0	0	0	0	
EAST CHINA SEA	3	3	0	0	0	0	0	
EASTERN MEDITERRANEAN	42	36	3	0	1	0	2	
ECUADOR	4	3	1	0	0	0	0	
EGYPT	42	35	7	0	0	0	0	
EL SALVADOR	24	15	0	2	1	0	6	
ETHIOPIA	1	1	0	0	0	0	0	
FINLAND	1	0	1	0	0	0	0	

Prepared by: Washington Headquarters Services
 Directorate for Information
 Operations and Reports

TABLE 9
WORLDWIDE U. S. ACTIVE DUTY MILITARY DEATHS
BY PLACE OF CASUALTY AND CASUALTY GROUP
OCTOBER 1979 THROUGH MARCH 1996

PLACE OF CASUALTY	TOTAL DEATHS	NON HOSTILE			HOSTILE		
		ACCIDENT	ILLNESS	HOMICIDE	SELF INFLICTED	PENDING/ UNDETERM.	DEATHS ALL CAUSES
FRANCE	31	26	2	2	0	1	0
FRENCH SOUTHERN AND ANTARCTIC LANDS	2	2	0	0	0	0	0
GERMANY	2,402	1,546	508	87	242	17	2
GIBRALTAR	1	0	1	0	0	0	0
GREECE	46	26	14	2	1	1	2
GREENLAND	1	0	1	0	0	0	0
GRENADA	16	1	0	0	1	0	14
GUATEMALA	3	3	0	0	0	0	0
GULF OF MEXICO	26	25	1	0	0	0	0
GULF OF OMAN	1	1	0	0	0	0	0
GULF OF SIAM	1	0	1	0	0	0	0
GULF OF ST. LAWRENCE	1	1	0	0	0	0	0
HAITI	3	0	0	1	2	0	0
HONDURAS	50	42	4	3	0	0	1
HONG KONG	7	4	2	0	0	1	0
HUNGARY	2	1	1	0	0	0	0
ICELAND	10	4	4	0	2	0	0
INDIA	2	2	0	0	0	0	0
INDIAN OCEAN	83	73	7	0	2	1	0
INDONESIA	2	1	1	0	0	0	0
IONIAN SEA	5	5	0	0	0	0	0
IRAN	8	8	0	0	0	0	0
IRAQ	85	33	2	0	1	0	49

Prepared by: Washington Headquarters Services
Directorate for Information
Operations and Reports

**TABLE 9
WORLDWIDE U. S. ACTIVE DUTY MILITARY DEATHS
BY PLACE OF CASUALTY AND CASUALTY GROUP
OCTOBER 1979 THROUGH MARCH 1996**

PLACE OF CASUALTY	TOTAL DEATHS	NON HOSTILE DEATHS				HOSTILE DEATHS	
		ACCIDENT	ILLNESS	HOMICIDE	SELF INFLICTED	PENDING/ UNDETERM	ALL CAUSES
IRELAND	1	0	1	0	0	0	0
ISRAEL	35	32	2	0	1	0	0
ITALY	289	209	54	5	10	10	1
JAMAICA	3	1	0	1	1	0	0
JAPAN	454	283	100	17	37	17	0
KENYA	3	3	0	0	0	0	0
KOREA, DEMOCRATIC PEOPLE'S REPUBLIC (N)	7	3	3	0	1	0	0
KOREA, REPUBLIC OF (S)	380	229	102	10	37	2	0
KUWAIT	26	11	0	0	1	0	14
LAKE HURON	1	1	0	0	0	0	0
LEBANON	268	8	0	0	1	1	258
LUXEMBOURG	3	3	0	0	0	0	0
MALAYSIA	5	4	1	0	0	0	0
MEXICO	44	30	2	9	1	2	0
MOROCCO	1	1	0	0	0	0	0
NAMIBIA	1	1	0	0	0	0	0
NEPAL	1	0	1	0	0	0	0
NETHERLANDS	28	18	7	0	3	0	0
NETHERLANDS ANTILLES	2	2	0	0	0	0	0
NEW ZEALAND	1	1	0	0	0	0	0
NORTH ATLANTIC OCEAN	243	214	10	2	10	7	0
NORTH PACIFIC OCEAN	175	147	16	0	6	6	0

Prepared by: Washington Headquarters Services
Directorate for Information
Operations and Reports

**TABLE 9
 WORLDWIDE U. S. ACTIVE DUTY MILITARY DEATHS
 BY PLACE OF CASUALTY AND CASUALTY GROUP
 OCTOBER 1979 THROUGH MARCH 1996**

PLACE OF CASUALTY	TOTAL DEATHS	NON-HOSTILE DEATHS				HOSTILE DEATHS	
		ACCIDENT	ILLNESS	HOMICIDE	SELF INFLICTED	PENDING/ UNDETERM.	ALL CAUSES
NORTH SEA	13	13	0	0	0	0	0
NORWAY	13	10	3	0	0	0	0
NORWEGIAN SEA	1	1	0	0	0	0	0
OMAN	3	2	1	0	0	0	0
OTHER	3	0	1	0	1	1	0
PAKISTAN	6	3	1	0	0	1	1
PANAMA	184	118	19	10	12	2	23
PARAGUAY	4	2	0	1	1	0	0
PERSIAN GULF	69	14	0	0	0	1	54
PHILIPPINE SEA	6	3	1	0	1	1	0
PHILIPPINES	233	132	66	20	12	3	0
POLAND	3	3	0	0	0	0	0
PORTUGAL	15	6	7	0	2	0	0
RED SEA	5	4	1	0	0	0	0
SAUDI ARABIA	207	108	20	1	7	2	69
SEA OF JAPAN	5	4	1	0	0	0	0
SINGAPORE	4	1	2	0	0	1	0
SLOVAKIA	1	1	0	0	0	0	0
SOMALIA	31	2	0	0	1	0	28
SOUTH ATLANTIC OCEAN	3	2	0	0	1	0	0
SOUTH CHINA SEA	28	26	2	0	0	0	0
SOUTH PACIFIC OCEAN	13	13	0	0	0	0	0
SPAIN	163	122	20	8	10	2	1

Prepared by: Washington Headquarters Services
 Directorate for Information
 Operations and Reports

TABLE 9
 WORLDWIDE U. S. ACTIVE DUTY MILITARY DEATHS
 BY PLACE OF CASUALTY AND CASUALTY GROUP
 OCTOBER 1979 THROUGH MARCH 1996

PLACE OF CASUALTY	TOTAL DEATHS	NON HOSTILE DEATHS				HOSTILE DEATHS	
		ACCIDENT	ILLNESS	HOMICIDE	SELF INFLECTED	PENDING/ UNDETERM.	ALL CAUSES
SRI LANKA	2	0	1	0	1	0	0
ST. CHRISTOPHER & NEVIS ISLANDS	1	1	0	0	0	0	0
ST. HELENA ISLAND	1	1	0	0	0	0	0
SULU SEA	12	12	0	0	0	0	0
SWITZERLAND	6	5	1	0	0	0	0
THAILAND	24	13	5	2	0	4	0
TUNISIA	1	1	0	0	0	0	0
TURKEY	95	66	16	5	7	1	0
UNITED ARAB EMIRATES	22	17	4	0	0	1	0
UNITED KINGDOM	261	160	59	2	39	1	0
WESTERN MEDITERRANEAN	38	32	3	1	2	0	0
WESTERN SAMOA	1	1	0	0	0	0	0
YELLOW SEA	2	1	1	0	0	0	0
YUGOSLAVIA	1	0	0	0	0	1	0
ZAIRE	1	0	0	0	1	0	0
U. S. AND TERRITORIES							
UNITED STATES	22,814	13,302	4,222	1,448	3,472	362	8
AMERICAN SAMOA	7	6	1	0	0	0	0
FED. STATES OF MICRONESIA	2	1	0	0	1	0	0
GUAM	127	78	19	12	13	5	0
MISC. PACIFIC ISLANDS	2	1	1	0	0	0	0
PUERTO RICO	89	44	23	8	10	4	0
U. S. VIRGIN ISLANDS	11	6	2	3	0	0	0
TOTAL DEATHS	29,929	17,887	5,404	1,664	3,967	468	539

Prepared by: Washington Headquarters Services
 Directorate for Information
 Operations and Reports

TABLE 10
WORLDWIDE U.S. ACTIVE DUTY MILITARY DEATHS
SELECTED MILITARY OPERATIONS

MILITARY OPERATION/INCIDENT	CASUALTY TYPE	USA	USN	USAF	USMC	TOTAL
IRANIAN HOSTAGE RESCUE MISSION APRIL 25, 1980	NONHOSTILE	0	0	5	3	8
LEBANON PEACEKEEPING, AUGUST 25, 1982 - FEBRUARY 26, 1984 *	HOSTILE	3	19	0	232	254
	NONHOSTILE	5	2	0	2	9
	TOTAL	8	21	0	234	263
URGENT FURY, GRENADA, 1983	HOSTILE	11	4	0	3	18
	NONHOSTILE	1	0	0	0	1
	TOTAL	12	4	0	3	19
JUST CAUSE, PANAMA, 1989	HOSTILE	18	4	0	1	23
PERSIAN GULF WAR, 1990 - 1991						
DESERT SHIELD	NONHOSTILE	21	36	9	18	84
DESERT STORM	HOSTILE	98	6	20	24	148
	NONHOSTILE	105	14	6	26	151
	TOTAL	203	20	26	50	299
DESERT SHIELD/STORM	TOTAL	224	56	35	68	383
RESTORE HOPE/UNOSOM, SOMALIA, 1992 - 1994	HOSTILE	27	0	0	2	29
	NONHOSTILE	4	0	8	2	14
	TOTAL	31	0	8	4	43
UPHOLD DEMOCRACY, HAITI, 1994 - PRESENT	NONHOSTILE	3	0	0	1	4

* PLACE OF CASUALTY, LEBANON

Prepared by: Washington Headquarters Services
 Directorate for Information
 Operations and Reports

GLOSSARY OF TERMS

- Active Duty.** Full-time duty in active Military Service, regardless of duration or purpose. The term includes active duty for training.
- Active Duty for Training.** A tour of active duty that is used for training members of the reserve components to provide trained units and qualified persons to fill the needs of the Military Services in time of war or national emergency, and such other times as national security requires. The tour of duty is under orders that provide for return to inactive duty status when the period of active duty for training is completed. It includes annual training, special tours of active duty for training, school tours, and the initial tour performed by nonprior Service enlistees.
- Captured or Interned.** Active duty military personnel who have been detained as the result of action of an unfriendly military or paramilitary force in a foreign country.
- Casualty.** Any person who is lost to the organization by reasons of having been declared dead, missing, captured, interned, wounded, injured, or seriously ill.
- Died.** Active duty military personnel lost to their organization by reason of having been declared dead.
- Hostile, Hostile Conditions, or Hostile Actions.** Meets the requirements of a battle casualty. A battle casualty is any casualty incurred in action. "In action" characterizes the casualty status as having been the direct result of hostile action; sustained in combat or relating thereto; or sustained going to or returning from a combat mission, provided that the occurrence was directly related to hostile action. Included are persons killed or wounded mistakenly or accidentally by friendly fire directed at a hostile force or what is thought to be a hostile force. However, injuries due to the elements or self-inflicted wounds and, except in unusual cases, wounds or deaths inflicted by a friendly force while the individual is in an absent-without-leave or dropped from the rolls status, or who is voluntarily absent from a place of duty, are not to be considered as sustained in action and are, thereby, not to be interpreted as battle casualties.
- Missing.** Active duty military personnel who are not present at their duty station due to apparent involuntary reasons and whose location is not known. Excluded are personnel who are in an absent-without-leave or deserter status, or those who have been dropped from the rolls of their Military Service.
- Pending or Undetermined.** Both terms apply to nonhostile casualties. The term "Pending" or "Determination Pending" is used whenever an initial or interim report is issued while awaiting the results of an investigation, toxicological examination, or autopsy, such as, in an apparent self-inflicted death. "Pending" represents a transitory classification. The term "Undetermined" is used whenever the cause and circumstance surrounding a deceased, nonhostile casualty can not be determined. "Undetermined" is considered a final classification describing the manner of death.
- Returned to Military Control (RMC).** Active duty military personnel previously missing, captured, or interned who have been returned to U.S. military authority.