



CALSTEST NETWORK

# AFCTN Test Report 93-068

AFCTB-ID  
93-040



## Technical Publication Transfer

Using:



## Northrop Corporation's Data

- MIL-D-28000A (IGES)
- MIL-M-28001A (SGML)
- MIL-R-28002A (Raster)
- MIL-D-28003 (CGM)

19960822 184

## Quick Short Test Report



21 April 1993



Prepared for

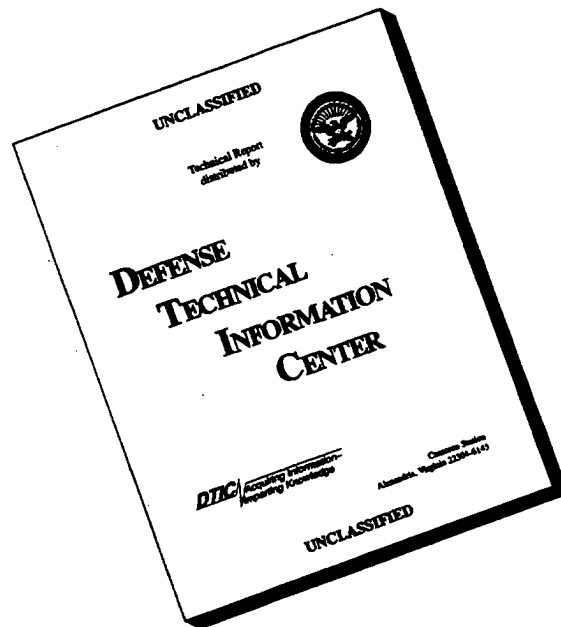
QUALITY INSPECTED

Electronic Systems Center

DISTRIBUTION STATEMENT A

Approved for public release;  
Distribution Unlimited

# DISCLAIMER NOTICE



**THIS DOCUMENT IS BEST QUALITY AVAILABLE. THE COPY FURNISHED TO DTIC CONTAINED A SIGNIFICANT NUMBER OF PAGES WHICH DO NOT REPRODUCE LEGIBLY.**

AFCTN Test Report  
93-068

AFCTB-ID  
93-040

---

**Technical Publication Transfer  
Using:  
Northrop Corporation Data**

**MIL-D-28000A (IGES)  
MIL-M-28001A (SGML)  
MIL-R-28002A (Raster)  
MIL-D-28003 (CGM)**

**Quick Short Test Report**

**21 April 1993**

---

**Prepared By**

Air Force CALS Test Bed  
Wright-Patterson AFB, OH 45433

**AFCTB Contact**

Gary Lammers  
(513) 427-2295

**AFCTN Contact**

Mel Lammers  
(513) 427-2295

**DTIC QUALITY INSPECTED 3**

## DISCLAIMER

This document was prepared as an account of work sponsored by the Air Force. Neither the United States Government, the Air Force, nor any of their employees makes any warranty, express or implied, or assumes any legal liability or responsibility for the accuracy, completeness, or usefulness of any information, apparatus, product, or process disclosed, nor represents that its use would not infringe on privately owned rights. Reference herein to any specific commercial products, process, or service by trade name, trademark, manufacturer, or otherwise, does not necessarily constitute or imply its endorsement, recommendation, or favoring by the United States Government or the Air Force. The views and opinions of authors expressed herein do not necessarily state or reflect those of the United States Government or the Air Force, and shall not be used for advertising or product endorsement purposes.

Available to the public from the  
National Technical Information Service  
U.S. Department of Commerce  
5285 Port Royal Road  
Springfield, VA 22161

This report and those involved in its preparation do not endorse any product, process, or company stated herein. Use of these means by anyone does not imply certification by the Air Force CALS Test Network (AFCTN).

---

---

## Contents

1.	Introduction.....	1
1.1.	Background.....	1
1.2.	Purpose.....	2
2.	Test Parameters.....	3
3.	1840A Analysis.....	6
3.1.	External Packaging.....	6
3.2.	Transmission Envelope.....	6
3.2.1.	Tape Formats.....	6
3.2.2.	Declaration and Header Fields.....	7
4.	IGES Analysis.....	7
5.	SGML Analysis.....	8
6.	Raster Analysis.....	9
7.	CGM Analysis.....	10
8.	Conclusions and Recommendations.....	13
9.	Appendix A - Tapetool Report Logs.....	14
9.1.	Tape Catalog.....	14
9.2.	Tape Evaluation Log.....	15
9.3.	Tape File Set Validation Log.....	19
10.	Appendix B - Detailed IGES Analysis.....	22
10.1.	File D002Q004.....	22
10.1.1.	Parser/Verifier Log.....	22
10.1.2.	Output Cadkey v5.02.....	26

---

10.1.3.	Output IGESView.....	27
10.1.4.	Output iges2draw/IslandDraw.....	28
11.	Appendix C - Detailed SGML Analysis.....	29
11.1.	Datalogics Parser Log.....	29
11.2.	Exoterica Validator Parser.....	30
12.	Appendix D - Detailed Raster Analysis.....	33
12.1.	File D003R004.....	33
12.1.1.	Output HiJaak for Windows.....	33
12.1.2.	Output g42tiff/IslandPaint.....	34
12.1.3.	Output HiJaak/Ventura Publisher.....	35
12.1.4.	Output IGESView Detail One.....	36
12.1.5.	Output IGESView Detail Two.....	37
13.	Appendix E - Detailed CGM Analysis.....	38
13.1.	File D001C004.....	38
13.1.1.	Parser Log MetaCheck.....	38
13.1.2.	validcgm Log.....	39
13.1.3.	Output Harvard Graphics.....	41
13.1.4.	Output cgm2draw/IslandDraw.....	42
13.1.5.	Output IslandDraw.....	43
13.1.6.	Output forreview.....	44
13.2.	File D001C005.....	45
13.2.1.	Output Harvard Graphics.....	45
13.2.2.	Output cgm2draw/IslandDraw.....	46
13.2.3.	Output IslandDraw.....	47

13.2.4.	Output forreview.....	48
13.3.	File D001C006.....	49
13.3.1.	Output Harvard Graphics.....	49
13.3.2.	Output cgm2draw/IslandDraw.....	50
13.3.3.	Output IslandDraw.....	51
13.3.4.	Output forreview.....	52
13.4.	File D001C007.....	53
13.4.1.	Output Harvard Graphics.....	53
13.4.2.	Output cgm2draw/IslandDraw.....	54
13.4.3.	Output IslandDraw.....	55
13.4.4.	Output forreview.....	56
13.5.	File D001C008.....	57
13.5.1.	Output Harvard Graphics.....	57
13.5.2.	Output cgm2draw/IslandDraw.....	58
13.5.3.	Output IslandDraw.....	59
13.5.4.	Output forreview.....	60

## 1. Introduction

### 1.1 Background

The Department of Defense (DoD) Air Force Continuous Acquisition and Life-Cycle Support (CALs) Test Network (AFCTN) is conducting tests of the military standard for the Automated Interchange of Technical Information, MIL-STD-1840A, and its companion suite of military specifications. The AFCTN is a DoD sponsored confederation of voluntary participants from industry and government managed by the Electronic Systems Center (ESC).

The primary objective of the AFCTN is to evaluate the effectiveness of the CALs standards for technical data interchange and to demonstrate the technical capabilities and operational suitability of those standards. Two general categories of tests are performed to evaluate the standards; formal and informal.

Formal tests are large and comprehensive, which follow a written test plan, require specific authorization from the DoD, and may take months to prepare, execute, and report.

Informal tests are quick and short, used by the AFCTN technical staff, to broaden the testing base. They include representative samples of the many systems and applications used by AFCTN participants. They also allow the AFCTN staff to gain feedback from many industry and government interpretations of the standards, to increase the base of participation in the CALs initiative, and respond to the many requests for help that come from participants. Participants take part voluntarily, benefit by receiving an evaluation of their latest implementation (interpretation) of the standards, interact with the AFCTN technical staff, gain experience using the standards, and develop increased confidence in them. The results of informal tests are reported in Quick Short Test Reports (QSTRs) that briefly summarize the standard(s) tested, the hardware and software used, the nature of the test, and the results.

---

## 1.2 Purpose

The purpose of the informal test, reported in this QSTR, was to analyze Northrop Corporation's interpretation and use of the CALS standards in transferring technical publication data. Northrop used its CALS Technical Data Interchange System to produce data, in accordance with the standards, and delivered it to the AFCTN technical staff on a 9-track magnetic tape.

## 2. Test Parameters

Test Plan: AFCTB 93-040

Date of Evaluation: 21 April 1993

Evaluator: George Elwood  
Air Force CALS Test Bed  
DET 2 HQ ESC/ENCP  
4027 Colonel Glenn Hwy  
Suite 300  
Dayton OH 45431-1672

Data Originator: John P. Kent  
Northrop Corporation  
B-2 Division  
L591/GK  
8900 E. Washington Blvd  
Pico Rivera CA 90660-3765  
(310) 948-0624

Data Description: Technical Manual Test  
3 Document Declaration files  
3 Document Type Definitions (DTD)  
4 Initial Graphics Exchange Specification (IGES) files  
3 Text files  
1 Raster file  
5 Computer Graphics Metafile (CGM) files

Data Source System:

IGES

HARDWARE

Unknown

SOFTWARE

Unknown

---

---

TEXT/Standard Generalized Markup Language (SGML)

HARDWARE Unknown  
SOFTWARE Unknown

Raster

HARDWARE Unknown  
SOFTWARE Unknown

CGM

HARDWARE Unknown  
SOFTWARE Unknown

Evaluation Tools Used:

MIL-STD-1840A (TAPE)

SUN 3/280

AFCTN Tapetool v1.2.8 UNIX

XSoft CAPS/CALS v40.4

Texas Instruments (TI) Tapetool v1.0.1

PC 486/50

AFCTN Tapetool v1.2.9 DOS

MIL-D-28000 (IGES)

Sun SparcStation 2

ArborText iges2draw

IGES Data Analysis (IDA) Parser/Verifier v92

IDA IGESView v3.05

PC 486/50

AUTODESK AutoCAD 386 R11

Cadkey Cadkey v4.06

MIL-N-28001 (SGML)

Cheetah Gold 486

Datalogics ParserStation v3.36

Exoterica XGMLNormalizer v1.2e3.2

Exoterica Validator v2.0 EXL.

MIL-R-28002 (Raster)

SUN SparcStation 2

ArborText *g42tiff*

AFCTN *validg4*

AFCTN *calstb.475*

IDA *IGESView v3.0*

Island Graphics *IslandPaint v3.0*

Cheetah

Inset Systems *HiJaak v2.1*

Inset Systems *HiJaak Window v1.0*

Corel Ventura Publisher

MIL-D-28003 (CGM)

SUN SparcStation 2

ArborText *cgm2draw*

Island Graphics *IslandDraw v3.0*

Cheetah Gold 486

Advance Technology Center

(ATC) *MetaView R 1.12*

ATC *MetaCheck R v2.05*

Software Publishing Corporation

(SPC) *Harvard Graphics v3.05*

Inset Systems *HiJaak v2.1*

Inset Systems *HiJaak v1.0 Windows*

Micrografx *Designer v3.1*

Corel Ventura Publisher

Standards

Tested:

MIL-STD-1840A

MIL-D-28000A

MIL-M-28001A

MIL-R-28002A

MIL-D-28003

### 3. 1840A Analysis

#### 3.1 External Packaging

The tape arrived at the Air Force CALS Test Bed (AFCTB) enclosed in a box in accordance with ASTM D 3951. The exterior of the box was marked with the magnetic tape warning label, as required by MIL-STD-1840A, para. 5.3.1.3.

The tape was not enclosed in a barrier bag as required by MIL-STD-1840A, para. 5.3.1.2. Inspection of the tape reel showed the label indicating the recording density, as required by MIL-STD-1840A, para. 5.3.1. Enclosed in the box was a packing list showing all files recorded on the tape.

#### 3.2 Transmission Envelope

The 9-track tape received by the AFCTB contained MIL-STD-1840A files. The files were named per the standard conventions.

##### 3.2.1 Tape Formats

The tape was run through the AFCTN *Tapetool* v 1.2.8 utility. No errors were encountered while evaluating the contents of the tape labels.

The tape was read using TI's *Tapetools* v1.0.1 with no reported errors.

The tape was read using XSoft' *CAPS read1840A* utility with no reported problems.

The tape was read using the AFCTN *Tapetool* v1.2.9(0) with no reported errors.

---

### 3.2.2 Declaration and Header Fields

No error were found in the Document Declaration file or data file headers.

The physical structure of the tape meets the CALS MIL-STD-1840A requirements.

## 4. IGES Analysis

The tape contained four IGES files. These files were evaluated using IDA's *Parser/Verifier* utilities. All files were reported as meeting the CALS Class I standards. Some basic IGES problems were noted. The log file for file D002Q004 is included in the Appendix of this report.

The AFCTB has several tools for viewing IGES files. These tools are not used to generate a pass/fail but to report how commercially available software can handle the files. Many of these products are used in the development of technical publications and are good indicators of usability. The use of these products is not an endorsement nor an indication of CALS capability. All operations were performed using the default settings.

The files were read into IDA's *IGESView* with no reported problems. The images displayed and printed correctly.

The files were converted using the ArborText *iges2draw* utility. The "-bound data" switch was to be set because the images were located at a negative X value. The resulting files were read into Island Graphics' *IslandDraw*, displayed and printed without a problem.

The files were converted using Cadkey's *ig2c* utility with no reported problems. The files were read into Cadkey's *Cadkey*, displayed and printed without any reported errors.

The IGES files meet the CALS MIL-D-28000A, Class I specification.

---

## 5. SGML Analysis

The tape contained three DTD and three SGML files. The DTD were found to be the same except for the graphic references. All of these entities were placed in one DTD which was used for all operations.

The Text files were all short basic files calling the graphic entities associated with the document.

The AFCTB has several parsers available for evaluating submitted DTD and Text files. These tools are not used to generate a pass/fail but to report how commercially available software can handle the files. These products are used in the development of technical publications and are good indicators of usability. The use of these products is not an endorsement nor an indication of CALS capability. All operations were performed using the default settings unless specified in the report. Changes to DTD or Text files required by each system are not documented in the report.

The Text and DTD files from the tape were evaluated using Datalogics' *ParseStation*. This program reported several warnings. Two elements were missing start tags. Several entities were reported as not being used. The three Text files parsed without a reported error. The log file is included in the Appendix to this report.

- DTD0095: Start tag for element 'DATABASE' cannot be omitted if the element had declared content (CDATA, RCDATA, EMPTY).
- DTD0095: Start tag for element 'MEDIUM' cannot be omitted if the element had declared content (CDATA, RCDATA, EMPTY).
- DTD0096: The generic ID SHORTTITLE has not been used in any content model, inclusion, or as a doctype element.

The Text and DTD files from this document were evaluated using the *Exoterica Validator* parser. This utility reported 16 warnings in the DTD and Text file. The first reported warning is the missing start tag reported by the Datalogics parser. *Exoterica's Validator* also reported several mixed content model which were incorrect. This utility also reported the used elements defined by the Datalogics parser. The error log is included in the Appendix of this report.

---

```
<!-- **Warning** in "9340.sgm", line 596:
  An EMPTY element must have a start tag and must not have an end tag.
  Therefore, it is inappropriate to specify an omissible start tag or an
  inomissible end tag in its declaration.
  The element is "MEDIUM".
  <!ELEMENT medium      - -          EMPTY>
  ^^^^^
-->
<!-- **Warning**:
  An element with mixed content should permit data characters ("#PCDATA")
  everywhere.
  The element being declared is "NOTICE".
  (((#PCDATA | ftnref | xref | indxflag | verbatim |
  ^^^^^
-->
```

The Text and DTD files from this document were tested using the Exoterica *XGMLNormalizer* parser. No errors were reported by this utility.

The Text and DTD files from the tape were evaluated using the Public Domain *sgmls* parser. No errors were reported by this utility.

Although several warning messages were generated during the evaluation of the DTD, the files meet the CALS MIL-M-28001A specification.

## 6. Raster Analysis

The tape contained one Raster file. This file was evaluated using the AFCTN *validg4* utility which reported it as meeting CALS MIL-R-28002A specification.

The file was imported into the AFCTN *calstb.475* viewer. The image was displayed correctly. The image appeared to be a test pattern designed as a type II file although it was a type I file. The file is one of the Type II test file designed by LLNL for the AFCTN and NIST. It contained several blocks with block one establishing some parameters. No angle or orphan pixels were noted. The image did not match the comments displayed in block one and this may not have been included in the file.

---

The AFCTB has several tools for viewing Raster files. These tools are not used to generate a pass/fail but to report how commercially available software can handle the files. Many of these products are used in the development of technical publications and are good indicators of usability. The use of these products is not an endorsement nor an indication of CALS capability. All operations were performed using the default settings.

The file was read into Inset Systems' *HiJaak for Windows* without a reported error. The image displayed and printed correctly.

The file was converted using ArborText's *g42tiff* utility without a reported error. The resulting file was read into Island Graphics' *IslandPaint* displayed and printed.

The file was converted using Rosetta Technologies' *Prepare* without a reported error. The resulting file was read into *Preview* and displayed. No errors were noted.

The file was read into IDA's *IGESView* with no reported problems. The image displayed and printed without a problem. Two detailed hard copies are provide in the Appendix of this report.

The file was converted to an IMG format using Inset Systems' *HiJaak*. The resulting file was read into Corel's *Ventura Publisher*, displayed and printed without a problem.

The Raster file meets the CALS MIL-R-28002A specification.

## 7. CGM Analysis

The tape contained five CGM files. These files were evaluated using ATC's *MetaCheck* with CALS options. This utility reported that all of the files meet the CALS MIL-D-28003 specification.

The files were evaluated using the beta AFCTN *validcgm* utility. This program reported some errors.

The AFCTB has several tools for viewing CGM files. These tools are not used to generate a pass/fail but to report how

---

commercially available software can handle the files. Many of these products are used in the development of technical publications and are good indicators of usability. The use of these products is not an endorsement nor an indication of CALS capability. All operations were performed using the default settings.

An attempt to read the CGM files using the *Micrografx Designer* resulted in error messages, nothing displayed.

According to Michael Harrison of *Micrografx*, "Micrografx is aware of the problems associated with reading these files and is working on a solution to be implemented in a future release of our products."

An attempt to read the files using *Inset Systems' HiJaak for Windows* resulted in a run time error being displayed.

The files were read into ATC's *MetaView* software. All files displayed while files C104 and C108 generated error messages. These two files contained text. The fonts did not appear correctly on the screen.

The files were imported into ATC's *forreview* utility. No problems were noted during this process. Files containing text, C104 and C108 displayed text overflows on the screen and on the hard copies. Color was displayed in areas that had color.

The files were converted using *ArborText's cgm2draw* utility without a reported error. The resulting files were imported into *Island Graphics' IslandDraw*, displayed and printed. No color was displayed on the screen. Some text overflow was noted in file C104. Line thickness was not shown on file C107. The lines near the bottom included thickness.

The files were imported into *SPC's Harvard Graphics 3.05* with errors reported on all files except C108. The errors were line style, adjustment of points, non CGM entities encountered, and non translated entities. The resulting images displayed in colors if present. None of the five images were usable.

The five files were imported directly into *Island Graphics' IslandDraw* without a reported error. The images displayed in color if defined. The text appeared to remain within the defined area in file C104. An error was noted with the el-

---

liptical arc in file C104. The line thickness did not vary in file C107.

The files were imported into Corel's *Ventura Publisher*. Files C104 and C108 would not convert. They generated error messages indicating the files were bad. The other three files converted but did not display or print.

The files were reported as meeting the CALS MIL-D-28003 specification.

## 8. Conclusions and Recommendations

The physical structure of the tape from Northrop Corporation was correct with no reported errors.

The IGES files meet the CALS MIL-D-28000A specification.

The SGML files meet the CALS MIL-M-28001A specification.

The Raster files meet the CALS MIL-R-28002A specification.

The CGM files were reported as meeting the CALS MIL-D-28003 specification.

The tape meets the CALS MIL-STD-1840A requirements.

## 9. Appendix A - Tapetool Report Logs

### 9.1 Tape Catalog

Air Force CALS Test Network Catalog Evaluation - Version 1.2; Release Number 8  
Standards referenced:

- MIL-STD-1840A (1987) - Automated Interchange of Technical Information
- ANSI X3.27 (1987) - File Structure and Labeling of Magnetic Tapes  
for Information Interchange
- ANSI X3.4 (1986) - Coded Character Sets - 7 Bit ASCII

Wed Apr 21 10:43:15 1993  
MIL-STD-1840A File Catalog  
File Set Directory: /cals/tapetool8/Set092

Page: 1

File Name	File Type	Record Format/ Length	Block Length/Total	Selected/ Extracted
D001	Document Declaration	D/00260	02048/000001	Extracted
D002	Document Declaration	D/00260	02048/000001	Extracted
D003	Document Declaration	D/00260	02048/000001	Extracted
D001T001	Text	D/00260	02048/000001	Extracted
D001G002	DTD	D/00260	02048/000034	Extracted
D001H003	Output Specification	D/00260	02048/000001	Extracted
D001C004	CGM	F/00080	00800/000006	Extracted
D001C005	CGM	F/00080	00800/000002	Extracted
D001C006	CGM	F/00080	00800/000002	Extracted
D001C007	CGM	F/00080	00800/000002	Extracted
D001C008	CGM	F/00080	00800/000002	Extracted
D002T001	Text	D/00260	02048/000001	Extracted
D002G002	DTD	D/00260	02048/000034	Extracted
D002H003	Output Specification	D/00260	02048/000001	Extracted
D002Q004	IGES	F/00080	02000/000012	Extracted
D002Q005	IGES	F/00080	02000/000573	Extracted
D002Q006	IGES	F/00080	02000/000033	Extracted
D002Q007	IGES	F/00080	02000/000042	Extracted
D003T001	Text	D/00260	02048/000001	Extracted
D003G002	DTD	D/00260	02048/000034	Extracted
D003H003	Output Specification	D/00260	02048/000001	Extracted
D003R004	Raster	F/00128	02048/000007	Extracted

Catalog Process terminated normally.





---

Implementation Identifier: CONTROLLER

HDR2F0204800128

00

Label Identifier: HDR2  
Recording Format: F  
Block Length: 02048  
Record Length: 00128  
Offset Length: 00

\*\*\*\*\* Tape Mark \*\*\*\*\*

Actual Block Size Found = 2048 Bytes.

Number of data blocks read = 7.

\*\*\*\*\* Tape Mark \*\*\*\*\*

EOF1D003R004

ITDS0100010022000100 93098 93098 000007 CONTROLLER

Label Identifier: EOF1  
File Identifier: D003R004  
File Set Identifier: ITDS01  
File Section Number: 0001  
File Sequence Number: 0022  
Generation Number: 0001  
Generation Version Number: 00  
Creation Date: 93098  
Expiration Date: 93098  
File Accessibility:  
Block Count: 000007  
Implementation Identifier: CONTROLLER

EOF2F0204800128

00

Label Identifier: EOF2  
Recording Format: F  
Block Length: 02048  
Record Length: 00128  
Offset Length: 00

\*\*\*\*\* Tape Mark \*\*\*\*\*

\*\*\*\*\* Tape Mark \*\*\*\*\*

##### End of Volume ITDS01 #####

AFCTN Test Report  
93-068

AFCTB Test Report  
93-040

---

##### End Of Tape File Set #####

Deallocating /dev/rmt0...

Tape Import Process terminated with 1 error(s), 0 warning(s),  
and 0 note(s).

---

### 9.3 Tape File Set Validation Log

Air Force CALS Test Network File Set Evaluation - Version 1.2; Release Number 8  
Standards referenced:

MIL-STD-1840A (1987) - Automated Interchange of Technical Information

Wed Apr 21 10:43:15 1993

MIL-STD-1840A File Set Evaluation Log

File Set: Set092

Found file: D001

Extracting Document Declaration Header Records...

Evaluating Document Declaration Header Records...

srcsys: John P. Kent, ITDS Chief Engineer, Northrop Corporation, B-2 Division, L591/GK  
E. Washington Blvd., Pico Rivera, CA 90660-3765 (310) 948-0624

srcdocid: CALS\_CGM\_TEST2

srcrelid: NONE

chglvl: ORIGINAL

dteisu: 19930126

dstsys: Jeff Fisher, Integration Manager, USAF CALS Test Bed, HQ AFMC (I)/ENCT,  
TechneCenter, 4027 Col. Glenn Highway, Dayton, OH 45431-1601

dstdocid: STPRO25.7

dstrelid: NONE

dtetrm: 19930314

dlvacc: NONE

filcnt: T1, H1, G1, C5

ttlcls: UNCLASSIFIED

doccls: UNCLASSIFIED

doctyp: JOB GUIDE

docttl: graphics test

Found file: D001T001

Extracting Text Header Records...

Evaluating Text Header Records...

srcdocid: CALS\_CGM\_TEST2

dstdocid: STPRO25.7

txtfilid: W

doccls: UNCLASSIFIED

notes: NONE

Saving Text Header File: D001T001\_HDR

Saving Text Data File: D001T001\_TXT

Found file: D001G002  
Extracting DTD Header Records...  
Evaluating DTD Header Records...

srcdocid: CALS\_CGM\_TEST2  
dstdocid: STPRO25.7  
notes: NONE

Saving DTD Header File: D001G002\_HDR  
Saving DTD Data File: D001G002\_DTD

Found file: D001H003  
Extracting Output Specification Header Records...  
Evaluating Output Specification Header Records...

srcdocid: CALS\_CGM\_TEST2  
dstdocid: STPRO25.7  
notes: NONE

Saving Output Specification Header File: D001H003\_HDR  
Saving Output Specification Data File: D001H003\_OS

Found file: D001C004  
Extracting CGM Header Records...  
Evaluating CGM Header Records...

srcdocid: CALS\_CGM\_TEST2  
dstdocid: STPRO25.7  
txtfilid: W  
figid: NONE  
srcgph: allreal.cgm  
doccls: UNCLASSIFIED  
notes: NONE

Saving CGM Header File: D001C004\_HDR  
Saving CGM Data File: D001C004\_CGM

<<<< PART OF LOG FILE REMOVED HERE >>>>

Found file: D003R004  
Extracting Raster Header Records...  
Evaluating Raster Header Records...

srcdocid: CALS\_RAS\_TEST2  
dstdocid: STPRO25.11  
txtfilid: W

---

figid: NONE  
srcgph: test2.ras  
doccls: UNCLASSIFIED  
rtype: 1  
rorient: 000,270  
rpelcnt: 002560,003584  
rdensty: 0300  
notes: NONE

Saving Raster Header File: D003R004\_HDR  
Saving Raster Data File: D003R004\_GR4

Evaluating numbering scheme...  
No errors were encountered during numbering scheme evaluation.  
Numbering scheme evaluation complete.

Checking file count...  
No errors were encountered during file count verification.  
File Count verification complete.

No errors were encountered in Document D003.

No errors were encountered in this File Set.

MIL-STD-1840A File Set Evaluation Complete.

---

## 10. Appendix B - Detailed IGES Analysis

### 10.1 File D002Q004

#### 10.1.1 Parser/Verifier Log

```
*** IGES DATA FILE ANALYSIS ***  
***      MARCH 1992      ***  
***   IGES Data Analysis   ***  
***   (708) 449-3430      ***
```

Input file is /novell/9340/q204.igs

Checking conformance to CALS Class I (MIL-D-28000A 2/10/92)

Today is April 21, 1993 12:53 AM

\*\*\* File and Product Name Information \*\*\*

```
File name from sender      = 'apple2d.igs'  
File creation Date.Time   = '930225.134248'  
Model change Date.Time    = ''  
Author                    = 'tom'  
Department                 = 'GRAPHICS'  
Product name from sender  = 'apple2d.igs'  
Destination product name  = 'apple2d.igs'
```

\*\*\* Parameter Delimiters \*\*\*

```
Delimiter = ','  
Terminator = ';' 
```

\*\*\* Originating System Data \*\*\*

```
System ID          = 'ITDS CONVERTER: GEF_IGES'  
Preprocessor version = '1.0'  
Specification version = 6 (IGES 4.0)
```

\*\*\* Precision levels \*\*\*

```
Integer bits = 32  
Floating point - Exponent = 38  Mantissa = 6  
Double precision - Exponent = 308  Mantissa = 15
```

\*\*\* Global Model Data \*\*\*

Model scale = 1.0000E+00  
 Unit flag = 1  
 Units = 'IN'  
 Line weights = 3  
 Maximum line thickness = 1.152632E-02  
 Minimum line thickness = 3.842107E-03  
 Granularity = 1.000000E-03  
 Maximum coordinate = 2.954101E+00

Drafting standard applicable to original data is not specified.

\*\*\* Status Flag Summary \*\*\*

Blank status:	Visible	41
	Blanked	0
Independence:	Independent	39
	Physically Subordinate	0
	Logically Subordinate	2
	Totally Subordinate	0
Entity use:	Geometry	39
	Annotation	2
	Definition	0
	Other	0
	Logical/Positional	0
	2D parametric	0
	Not Specified	0
Hierarchy:	Structure DE applies	0
	Subordinate DE applies	41
	Hierarchy property applies	0
	Not Specified	0

\*\*\* Entity Occurrence Counts \*\*\*

Entity	Form	Level	Count	Type
-----	----	-----	-----	----
106	11	0	24	Copious data - Piecewise planar, linear string(2D path)
106	63	0	8	Simple closed planar curve
110	0	0	6	Line
404	0	0	1	Drawing
406	16	0	1	Property - Drawing size
410	0	0	1	View - Orthographic parallel

\*\*\* Entity Count by Level \*\*\*

Level	Count
0	41

\*\*\* Labeling Information \*\*\*

0% of the entities are labeled.

Unlabeled	41
-----------	----

\*\*\* Line Fonts Used in Data \*\*\*

100	102	104	106	108	110	112	114	
-	-	-	-	-	-	-	-	Undefined
-	-	-	32	-	6	-	-	Solid
-	-	-	-	-	-	-	-	Dashed
-	-	-	-	-	-	-	-	Phantom
-	-	-	-	-	-	-	-	Center-line
-	-	-	-	-	-	-	-	Dotted
-	-	-	-	-	-	-	-	User defined

\*\*\* Line Widths Used in Data \*\*\*

Weight	Count	Width
Defaulted	31	(0.0038)
2	10	(0.0077)

\*\*\* Colors Used in Data \*\*\*

Defaulted	3
Red	8
Green	30

\*\*\*\*\*  
\*\*\*\*\* ENTITY ANALYSIS \*\*\*\*\*  
\*\*\*\*\*

\*\*\* Entity type: 106

\*\*\* Entity type: 110

-- 6 lines averaging 1.362447E-01 units --

\*\*\* Entity type: 404

Drawing at D 5 contains 1 views.  
Drawing at D 5 contains 0 annotation entities.

\*\*\* Entity type: 406

\*\*\* Entity type: 410

Scale of view at D 1 is 1.000000E+00.  
Orthographic View entity at D 1 has 0 clipping planes specified.  
XMIN = Not Set XMAX = Not Set  
YMIN = Not Set YMAX = Not Set  
ZMIN = Not Set ZMAX = Not Set


\*\*\* Message Summary \*\*\*

\*\*\* Error Summary \*\*\*


0 fatal errors  
0 severe errors  
0 errors  
0 warnings  
0 cautions  
0 nitpicks  
0 notes

\*\*\* End of Analysis of /novell/9340/q204.igs \*\*\*

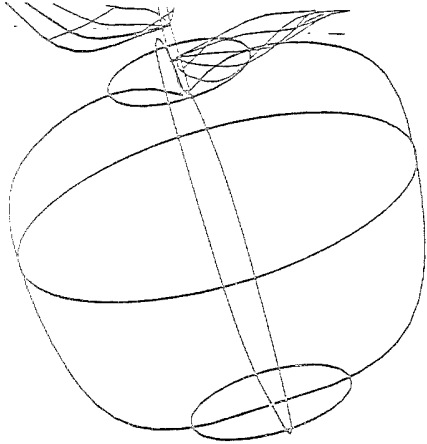
### 10.1.2 Output Cadkey v5.02



### 10.1.3 Output IGESView



#### 10.1.4 Output iges2draw/IslandDraw



## 11. Appendix C - Detailed SGML Analysis

### 11.1 Datalogics Parser Log

SGML Document Type Definition Parser  
Version 3.36

Copyright (c) Datalogics 1988, 1989, 1990, 1991  
An SGML System Conforming to  
International Standard ISO 8879  
Standard Generalized Markup Language

Log file: '9340.LOG'  
SDO File: 'ctnddecl.sdo'  
Namecase General is yes.  
Namecase Entity is no.  
Parsing DTD file: '9340.dtd'

DTD0095: Start tag for element 'DATABASE' cannot be omitted if the  
element had declared content (CDATA, RCDATA, EMPTY).  
DTD0095: Start tag for element 'MEDIUM' cannot be omitted if the  
element had declared content (CDATA, RCDATA, EMPTY).  
DTD0096: The generic ID SHORTTITLE has not been used in any content  
model, inclusion, or as a doctype element.  
DTD0096: The generic ID CONTASSURPG has not been used in any content  
model, inclusion, or as a doctype element.  
DTD0096: The generic ID REFDOC has not been used in any content  
model, inclusion, or as a doctype element.  
DTD0096: The generic ID CFGPGE has not been used in any content  
model, inclusion, or as a doctype element.  
DTD0096: The generic ID COVERINDEX has not been used in any content  
model, inclusion, or as a doctype element.  
DTD0096: The generic ID STALOC has not been used in any content  
model, inclusion, or as a doctype element.  
DTD0096: The generic ID TESTCODE has not been used in any content  
model, inclusion, or as a doctype element.  
This DTD conforms to the ISO 8879 standard

DTO file '9340.DTO' created

closing statistics:  
Capacity points: 72200  
Bytes of DTO file string space: 12765  
SGML descriptor blocks: 7138

Document Type Definition is compliant and parsed normally.

---

---

Program status code: 0.

## 11.2 Exoterica Validator Parser

```
<!-- Entity has no name, system id or public id in formal file -->.
<!-- **Warning** in "9340.sgm", line 514:
  An EMPTY element must have a start tag and must not have an end tag.
  Therefore, it is inappropriate to specify an omissible start tag or an
  inomissible end tag in its declaration.
  The element is "DATABASE".
  <!ELEMENT database      - -      EMPTY      >
                                ^^^^^^
-->
<!-- **Warning** in "9340.sgm", line 596:
  An EMPTY element must have a start tag and must not have an end tag.
  Therefore, it is inappropriate to specify an omissible start tag or an
  inomissible end tag in its declaration.
  The element is "MEDIUM".
  <!ELEMENT medium      - -      EMPTY>
                                ^^^^^^
-->
<!-- **Warning**:
  An element with mixed content should permit data characters ("#PCDATA")
  everywhere.
  The element being declared is "NOTICE".
  (((#PCDATA | ftntref | xref | indxflag | verbatim |
  ^^^^^^
-->
<!-- **Warning**:
  An element with mixed content should permit data characters ("#PCDATA")
  everywhere.
  The element being declared is "INTERNATLSTD".
  (((#PCDATA | ftntref | xref | indxflag | verbatim |
  ^^^^^^
-->
<!-- **Warning**:
  An element with mixed content should permit data characters ("#PCDATA")
  everywhere.
  The element being declared is "HOWTOUSE".
  (((#PCDATA | ftntref | xref | indxflag | verbatim |
  ^^^^^^
-->
<!-- **Warning** in "9340.sgm", line 1358:
  An element with mixed content should permit data characters ("#PCDATA")
```

---

```
everywhere.
The element being declared is "CALLOUT".
<!ELEMENT callout          - -          (#PCDATA | graphic)          >
                                     /\

-->
<!-- **Warning**:
An element with mixed content should permit data characters ("#PCDATA")
everywhere.
The element being declared is "ENTRY".
((((#PCDATA | ftnref | xref | indxflag | verbatim |
      ^^^^^^^
-->
<!-- **Warning**:
An element with mixed content should permit data characters ("#PCDATA")
everywhere.
The element being declared is "FTNOTE".
((((#PCDATA | ftnref | xref | indxflag | verbatim |
      ^^^^^^^
-->
<!-- **Warning** in "9340.sgm", line 1609:
An element is not allowed in the document instance because it does not
appear in any accessible content model or it is completely excluded.
The element is "CFGPGE".
-->
<!-- **Warning** in "9340.sgm", line 1609:
An element is not allowed in the document instance because it does not
appear in any accessible content model or it is completely excluded.
The element is "CONTASSURPG".
-->
<!-- **Warning** in "9340.sgm", line 1609:
An element is not allowed in the document instance because it does not
appear in any accessible content model or it is completely excluded.
The element is "COVERINDEX".
-->
<!-- **Warning** in "9340.sgm", line 1609:
An element is not allowed in the document instance because it does not
appear in any accessible content model or it is completely excluded.
The element is "ENTRYTBL".
-->
<!-- **Warning** in "9340.sgm", line 1609:
An element is not allowed in the document instance because it does not
appear in any accessible content model or it is completely excluded.
The element is "REFDOC".
-->
<!-- **Warning** in "9340.sgm", line 1609:
An element is not allowed in the document instance because it does not
appear in any accessible content model or it is completely excluded.
```

---

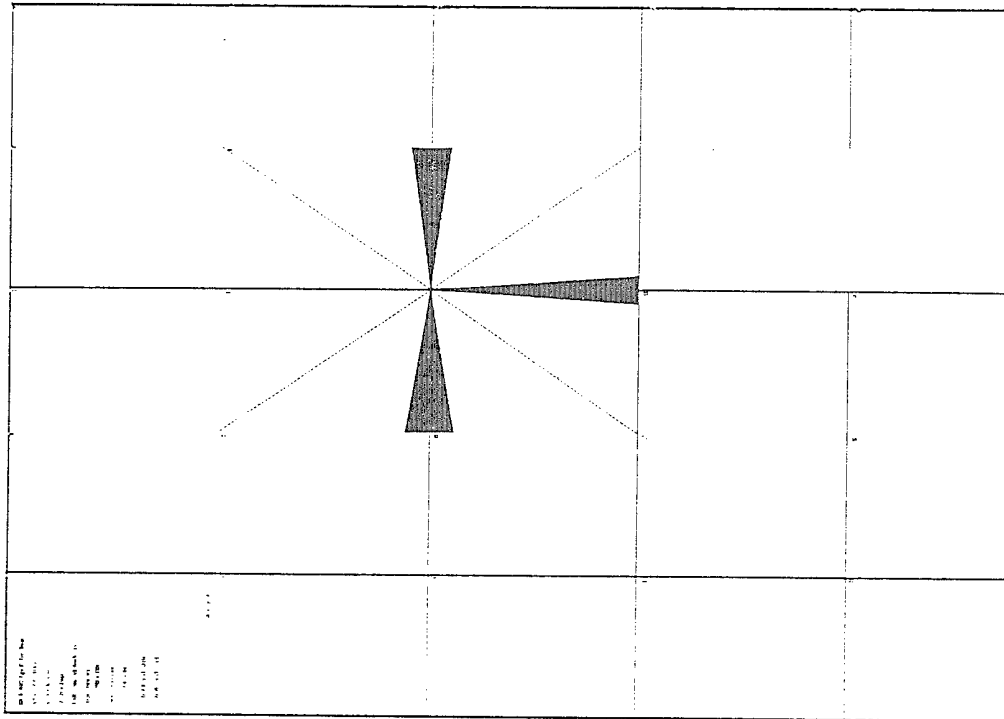
```
The element is "SHORTTITLE".
-->
<!-- **Warning** in "9340.sgm", line 1609:
  An element is not allowed in the document instance because it does not
  appear in any accessible content model or it is completely excluded.
  The element is "STALOC".
-->
<!-- **Warning** in "9340.sgm", line 1609:
  An element is not allowed in the document instance because it does not
  appear in any accessible content model or it is completely excluded.
  The element is "TESTCODE".
-->
<!-- 16 warnings reported. -->
```

---

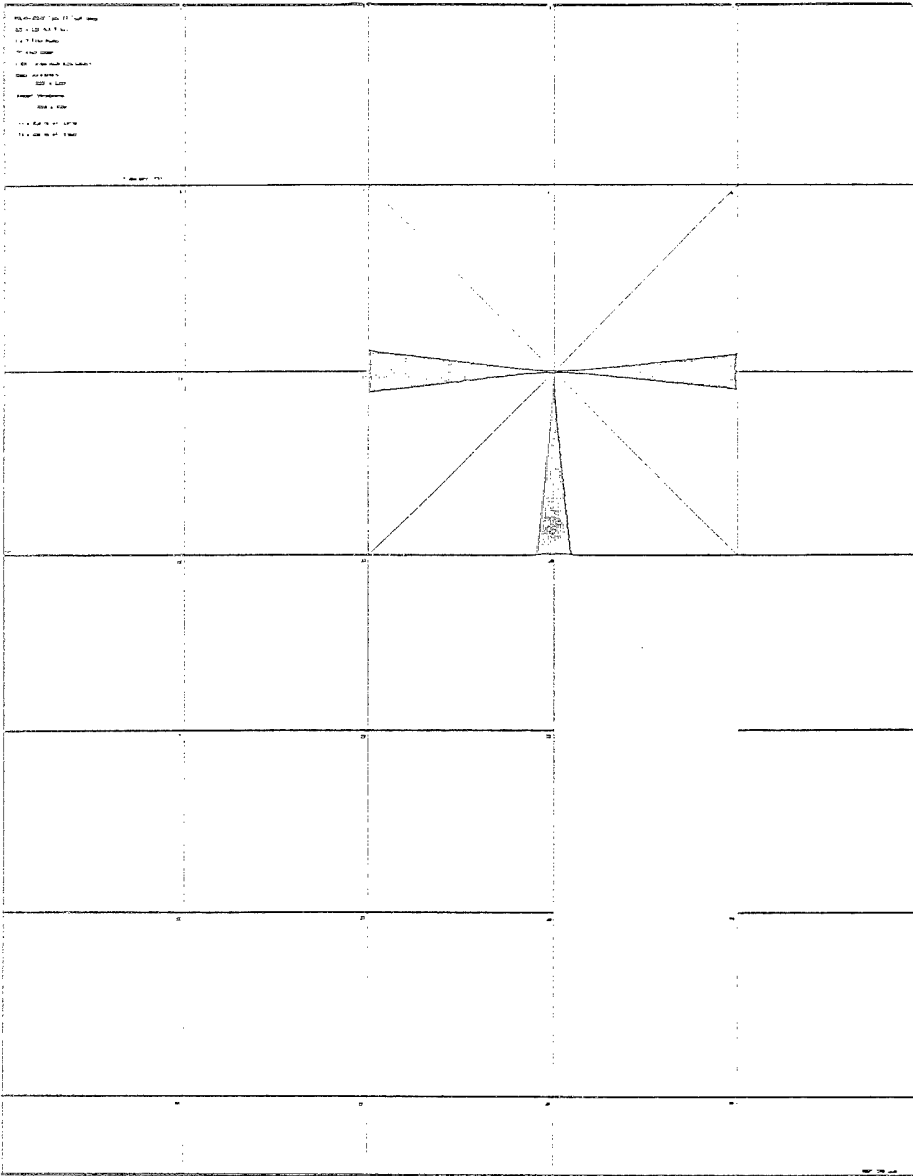
## 12. Appendix D - Detailed Raster Analysis

### 12.1 File D003R004

#### 12.1.1 Output HiJaak for Windows



12.1.2 Output g42tiff/IslandPaint





---

### 12.1.4 Output IGESView Detail One

MIL-R-28802 Type II Test Image

512 x 512 Pxl Tiles

5 x 7 Tile Format

"A" Size Image

@ 300 lines/inch Resolution

Image Dimensions

2550 x 3300

Format Dimensions

2560 x 3584

Tile #19 is all white

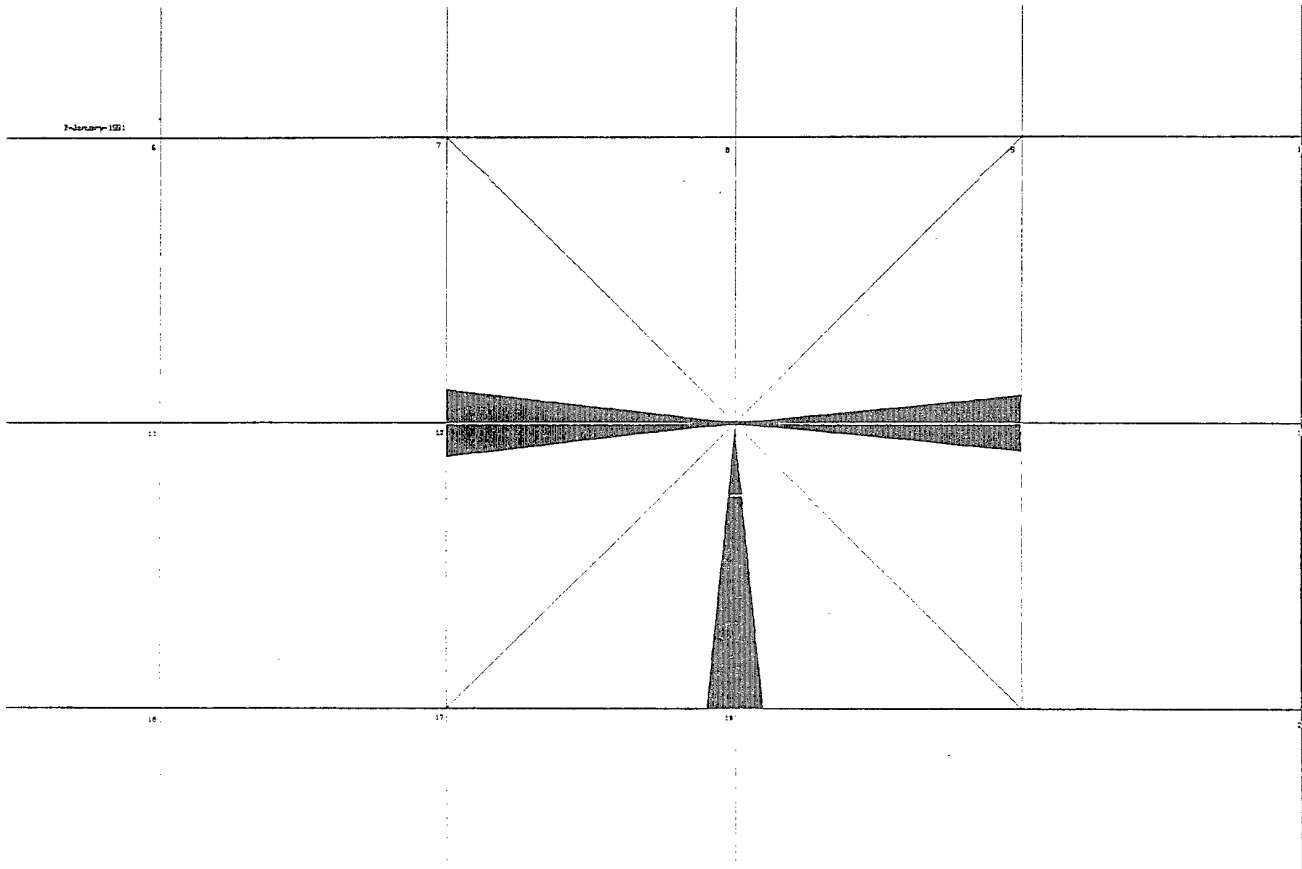
Tile #24 is all black

2-January-1991

5

---

### 12.1.5 Output IGESView Detail Two



---

## 13. Appendix E - Detailed CGM Analysis

### 13.1 File D001C004

#### 13.1.1 Parser Log MetaCheck

MetaCheck Version 2.05 -- CGM/MIL-D-28003 Conformance Analyzer  
Copyright 1988-91 CGM Technology Software  
Execution Date: 04/21/93 Time: 10:43:01

Metafile Examined : i:\9340\c104

Pictures Examined : All

Elements Examined : All

Bytes Examined : All

=====  
===== Trace Report =====

Tracing not selected.

=====  
===== CGM Conformance Violation Report =====

No Errors Detected

=====  
===== CALS CGM Profile (MIL-D-28003) Report =====

No profile discrepancies detected.

=====  
===== Conformance Summary Report =====

MetaCheck Version 2.05 -- CGM/MIL-D-28003 Conformance Analyzer  
Copyright 1988-91 CGM Technology Software  
Execution Date: 04/21/93 Time: 10:43:03

Name of CGM under test: i:\9340\c104.cgm

Encoding : Binary

Pictures Examined : All

Elements Examined : All

Bytes Examined : All

BEGIN METAFILE string : "allreal.cgm"

METAFILE DESCRIPTION : "NORTHROP B2 ITDS GEF, MIL-D-28003/BASIC-1"

---

Picture 1 starts at octet offset 202; string contains: "Picture 1"

Conformance Summary : This file conforms to the CGM specification.  
This file meets the CALS CGM Profile (MIL-D-28003).

Summary of Testing Performed and Errors Found:

1 Pictures Tested  
272 Elements Tested  
3980 Octets Tested

```
=====
|      No Errors Were Detected      |
=====
```

===== End of Conformance Report =====

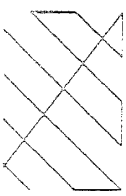

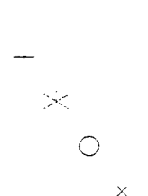


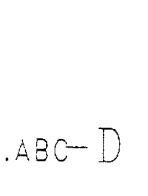

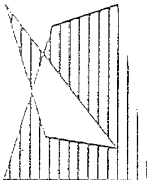
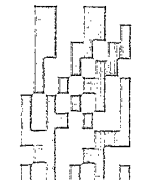




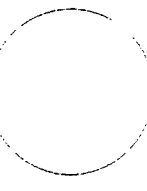

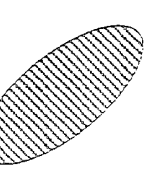

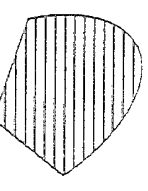



### 13.1.2 validcgm Log

Analysis for file c104.cgm using table table  
ERROR: illegal in this state (2), std B  
ERROR: required precursor (0, 4) not yet seen  
(14.1, 0) (3, 6, 2) Clip Indicator OFF  
MILSPEC 28003 error: illegal hatch index  
(173, 2354) (5, 24, 2) Hatch Index 6  
(0, 1) occurred 1 time  
(0, 2) occurred 1 time  
(0, 3) occurred 1 time  
(0, 4) occurred 1 time  
(0, 5) occurred 1 time  
(1, 1) occurred 1 time  
(1, 2) occurred 1 time  
(1, 3) occurred 1 time  
(1, 4) occurred 1 time  
(1, 5) occurred 1 time  
(1, 6) occurred 1 time  
(1, 7) occurred 1 time  
(1, 8) occurred 1 time  
(1, 9) occurred 1 time  
(1, 10) occurred 1 time  
(1, 11) occurred 1 time  
(1, 12) occurred 1 time  
(1, 13) occurred 1 time  
(2, 2) occurred 1 time  
(2, 6) occurred 1 time

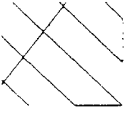



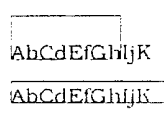
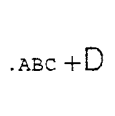

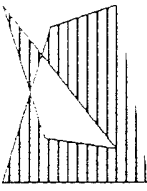



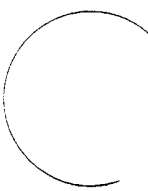
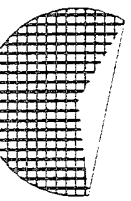
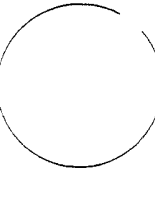

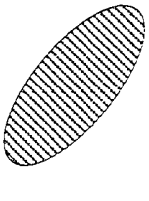

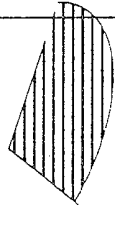
(2, 7) occurred 1 time  
(3, 2) occurred 1 time  
(3, 6) occurred 1 time  
(3, 6) occurred illegally 1 time  
(4, 1) occurred 32 times  
(4, 3) occurred 5 times  
(4, 4) occurred 50 times  
(4, 7) occurred 3 times  
(4, 9) occurred 1 time  
(4, 12) occurred 2 times  
(4, 15) occurred 3 times  
(4, 16) occurred 2 times  
(4, 17) occurred 2 times  
(4, 18) occurred 2 times  
(4, 19) occurred 1 time  
(5, 2) occurred 17 times  
(5, 3) occurred 17 times  
(5, 4) occurred 17 times  
(5, 6) occurred 5 times  
(5, 7) occurred 5 times  
(5, 8) occurred 5 times  
(5, 10) occurred 3 times  
(5, 12) occurred 5 times  
(5, 13) occurred 1 time  
(5, 14) occurred 7 times  
(5, 15) occurred 5 times  
(5, 16) occurred 7 times  
(5, 17) occurred 4 times  
(5, 18) occurred 1 time  
(5, 22) occurred 10 times  
(5, 23) occurred 8 times  
(5, 24) occurred 7 times  
(5, 27) occurred 2 times  
(5, 28) occurred 2 times  
(5, 29) occurred 2 times  
(5, 30) occurred 10 times  
(5, 31) occurred 7 times  
(5, 34) occurred 1 time







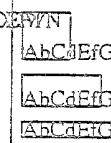
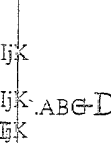

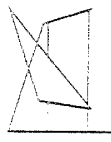





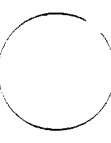

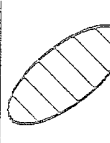

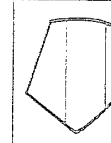

13.1.4 Output cgm2draw/IslandDraw

					
POLYLINE	(2) DISJOINT POLYLINE	(3) POLYMARKER	(4) TEXT	(5) RESTRICTED TEXT	(6) APPEND TEXT
					
POLYGON	(8) POLYGON SET	(9) CELL ARRAY	(11) RECTANGLE	(12) CIRCLE	(13) CIRCULAR ARC 3 POINT
					
(14) CIRCULAR ARC 3 POINT CLOSE	(15) CIRCULAR ARC CENTRE	(16) CIRCULAR ARC CENTRE CLOSE	(17) ELLIPSE	(18) ELLIPTICAL ARC	(19) ELLIPTICAL ARC CLOSE
LINE TYPE				CALS TEST NETWORK	
				MIL-D-28003	
				Computer Graphics Metafile	
				File: CTN-01Rd. 91-10-03	

### 13.1.5 Output IslandDraw

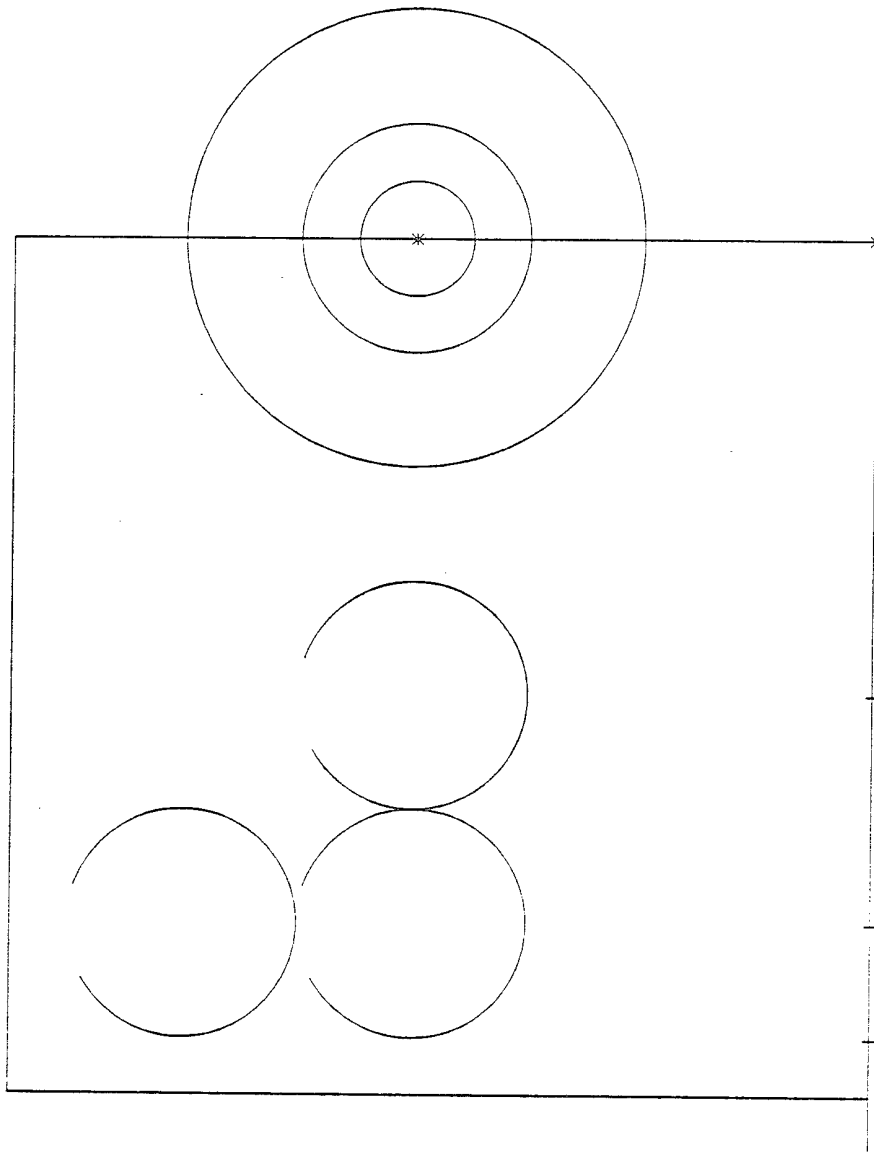
					
(1) POLYLINE	(2) DISJOINT POLYLINE	(3) POLYMARKER	(4) TEXT	(5) RESTRICTED TEXT	(6) APPEND TEXT
					
(7) POLYGON	(8) POLYGON SET	(9) CELL ARRAY	(11) RECTANGLE	(12) CIRCLE	(13) CIRCULAR ARC 3 POINT
					
(14) CIRCULAR ARC 3 POINT CLOSE	(15) CIRCULAR ARC CENTRE	(16) CIRCULAR ARC CENTRE CLOSE	(17) ELLIPSE	(18) ELLIPTICAL ARC	(19) ELLIPTICAL ARC CLOSE
LINE TYPE			CALS TEST NETWORK MIL-D-28003 Computer Graphics Metafile File: CTN-01Fd, 91-10-03		

13.1.6 Output for review

					
(1) POLYLINE	(2) DISJOINT POLYLINE	(3) POLYMARKER	(4) TEXT	(5) RESTRICTED TEXT	(6) APPEND TEXT
					
(7) POLYGON	(8) POLYGON SET	(9) CELL ARRAY	(11) RECTANGLE	(12) CIRCLE	(13) CIRCULAR ARC 3 POINT
					
(14) CIRCULAR ARC 3 POINT CLOSE	(15) CIRCULAR ARC CENTRE	(16) CIRCULAR ARC CENTRE CLOSE	(17) ELLIPSE	(18) ELLIPTICAL ARC	(19) ELLIPTICAL ARC CLOSE
<p>LINE TYPE</p> 			<p>CALS TEST NETWORK MIL-D-28003 Computer Graphics Metafile File: CTN-01Ra. 92-10-03</p>		

## 13.2 File D001C005

### 13.2.1 Output Harvard Graphics



---



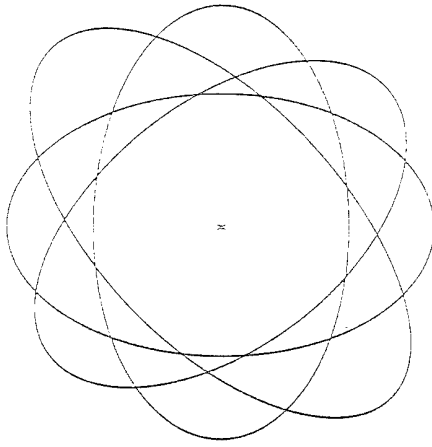
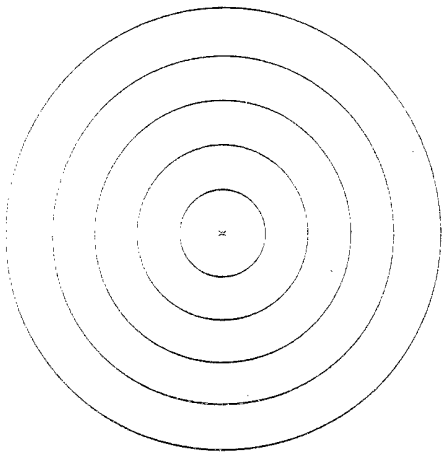
### 13.2.2 Output cgm2draw/IslandDraw

---


---

---

---

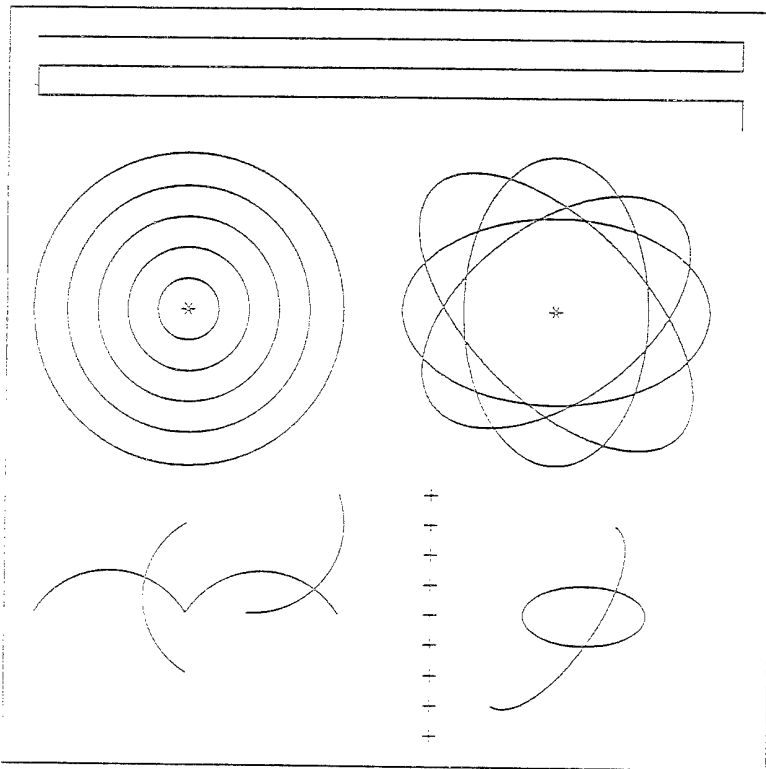


### 13.2.3 Output IslandDraw




---

13.2.4 Output for review




### 13.3 File D001C006

#### 13.3.1 Output Harvard Graphics




*Spin - circle here.*

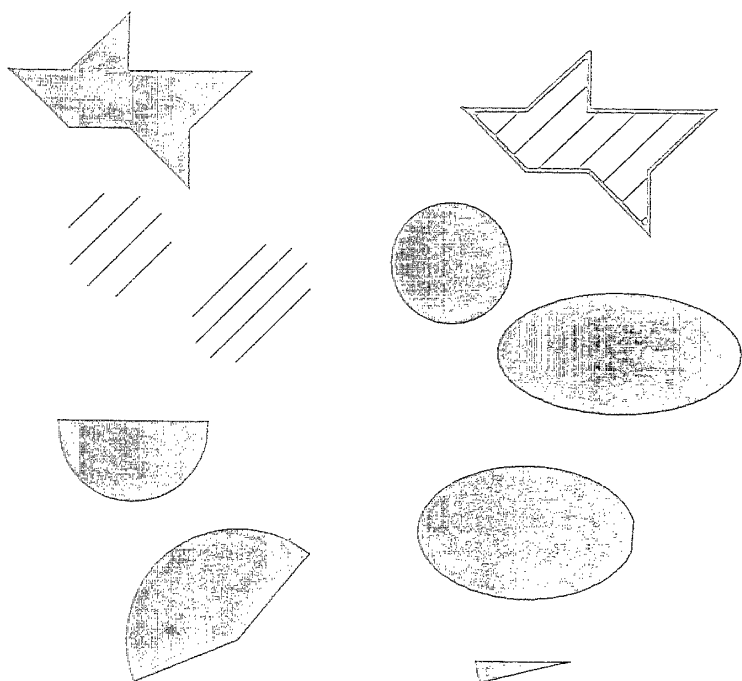
### 13.3.2 Output cgm2draw/IslandDraw



### 13.3.3 Output IslandDraw



### 13.3.4 Output for review



## 13.4 File D001C007

### 13.4.1 Output Harvard Graphics

---





13.4.4 Output for review

Blank area for output review, containing several horizontal lines (solid and dashed) for text entry.

### 13.5 File D001C008

#### 13.5.1 Output Harvard Graphics

~~RIGHT~~

**BOLD 45**

RIGHT CENTER LEFT TEXT

TEXT .12  
**BOLD .15**

SPACING 2

EXPANSION FACTOR 1.5

TEXT COLOR RED

---

13.5.2 Output cgm2draw/IslandDraw

CENTER TEXT

RIGHT TEXT

ABCD  
EFG  
HIJK  
LMOP  
QRST  
UVW  
XYZ

BOLD 45

D  
O  
W  
N  
  
T  
E  
X  
T  
  
D  
O  
W  
N

TEXT .12

BOLD .15

S P A C I N G 2

EXPANSION FACTOR 1.5  
TEXT COLOR RED

### 13.5.3 Output IslandDraw

RIGHT TEXT

ABCD  
EFG  
HIJK  
LMOP  
QRST  
UVW  
XYZ

DOWN TEXT TEXT

BOLD 45

TEXT .12

BOLD .15

SPACING 2

EXPANSION FACTOR 1.5

TEXT COLOR RED

### 13.5.4 Output for review

CENTER TEXT

RIGHT TEXT

ABCD  
EFG  
HIJK  
LMOP  
QRST  
UVW  
XYZ

DOWNTEXT

**BOLD 45**

TEXT .12

**BOLD .15**

SPACING 2

EXPANSION FACTOR 1.5

TEXT COLOR RED

---