



CALS TEST NETWORK

# AFCTN Test Report 93-072

AFCTB-ID  
93-062



## Technical Publication Transfer

Using:



Northrop Corporation's Data



- MIL-D-28000A (IGES)
- MIL-M-28001A (SGML)
- MIL-R-28002A (Raster)
- MIL-D-28003 (CGM)



19960822 162

## Quick Short Test Report

10 June 1993

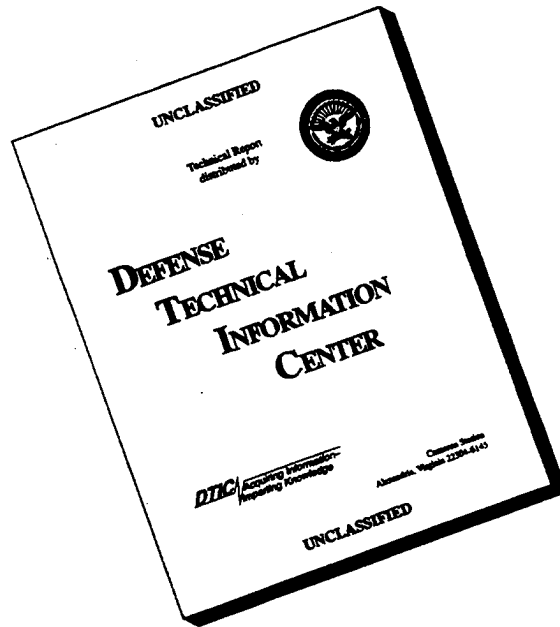
DISTRIBUTION STATEMENT A  
 Approved for public release  
 Distribution Unlimited  
 Prepared for

DTIC QUALITY INSPECTED 3



Electronic Systems Center

# DISCLAIMER NOTICE



**THIS DOCUMENT IS BEST QUALITY AVAILABLE. THE COPY FURNISHED TO DTIC CONTAINED A SIGNIFICANT NUMBER OF PAGES WHICH DO NOT REPRODUCE LEGIBLY.**

**Technical Publication Transfer**  
**Using:**  
**Northrop Corporation's Data**

**MIL-D-28000A (IGES)**  
**MIL-M-28001A (SGML)**  
**MIL-R-28002A (Raster)**  
**MIL-D-28003 (CGM)**

**Quick Short Test Report**

**10 June 1993**

---

**Prepared By**

Air Force CALS Test Bed  
Wright-Patterson AFB, OH 45433

**AFCTB Contact**

Gary Lammers  
(513) 427-2295

**AFCTN Contact**

Mel Lammers  
(513) 427-2295

## DISCLAIMER

This document was prepared as an account of the work sponsored by the Air Force. Neither the United States Government, the Air Force, nor any of their employees, makes any warranty, express or implied, or assumes any legal liability or responsibility for the accuracy, completeness, or usefulness of any information, apparatus, product, or process disclosed, nor represents that its use would not infringe on privately owned rights. Reference herein to any specific commercial products, process, or service by trade name, trademark, manufacturer, or otherwise, does not necessarily constitute or imply its endorsement, recommendation, or favoring by the United States Government or the Air Force. The views and opinions of authors expressed herein do not necessarily state or reflect those of the United States Government or the Air Force, and shall not be used for advertising or product endorsement purposes.

Available to the public from the  
National Technical Information Service  
U.S. Department of Commerce  
5285 Port Royal Road  
Springfield, VA 22161

This report and those involved in its preparation do not endorse any product, process, or company stated herein. Use of these means by anyone does not imply certification by the CALS Test Network (AFCTN).

---

---

## Contents

1.	Introduction.....	1
1.1.	Background.....	1
1.2.	Purpose.....	2
2.	Test Parameters.....	3
3.	1840A Analysis.....	6
3.1.	External Packaging.....	6
3.2.	Transmission Envelope.....	6
3.2.1.	Tape Formats.....	6
3.2.2.	Declaration and Header Fields.....	6
4.	IGES Analysis.....	7
5.	SGML Analysis.....	8
5.1.	File Set One.....	8
5.2.	File Set Two.....	9
6.	Raster Analysis.....	9
7.	CGM Analysis.....	10
8.	Conclusions and Recommendations.....	12
9.	Appendix A - Tapetool Report Logs.....	13
9.1.	Tape Catalog.....	13
9.2.	Tape Evaluation Log.....	14
9.3.	Tape File Set Validation Log.....	15
10.	Appendix B - Detailed IGES Analysis.....	17
10.1.	File D002Q004.....	17

- 10.1.1. Parser/Verifier Log.....17
- 10.1.2. Parser Log - AutoCAD R12.....22
- 10.1.3. Output AutoCAD R12.....26
- 11. Appendix C - Detailed SGML Analysis.....27
  - 11.1. Exoterica Validtor 2.0 exl.....27
- 12. Appendix D - Detailed Raster Analysis.....28
  - 12.1. File D002R003.....28
    - 12.1.1. Output HiJaak for Windows.....28
- 13. Appendix E - Detailed CGM Analysis.....29
  - 13.1. File D002C002.....29
    - 13.1.1. Parser Log MetaCheck.....29
    - 13.1.2. Output cgm2draw/IslandDraw.....31
    - 13.1.3. Output IslandDraw.....32
    - 13.1.4. Output Harvard Graphics.....33

## 1. Introduction

### 1.1 Background

The Department of Defense (DoD) Air Force Continuous Acquisition and Life-Cycle Support (CALs) Test Network (AFCTN) is conducting tests of the military standard for the Automated Interchange of Technical Information, MIL-STD-1840A, and its companion suite of military specifications. The AFCTN is a DoD sponsored confederation of voluntary participants from industry and government managed by the Electronic Systems Center (ESC).

The primary objective of the AFCTN is to evaluate the effectiveness of the CALs standards for technical data interchange and to demonstrate the technical capabilities and operational suitability of those standards. Two general categories of tests are performed to evaluate the standards; formal and informal.

Formal tests are large and comprehensive, which follow a written test plan, require specific authorization from the DoD, and may take months to prepare, execute, and report.

Informal tests are quick and short, used by the AFCTN technical staff, to broaden the testing base. They include representative samples of the many systems and applications used by AFCTN participants. They also allow the AFCTN staff to gain feedback from many industry and government interpretations of the standards, to increase the base of participation in the CALs initiative, and respond to the many requests for help that come from participants. Participants take part voluntarily, benefit by receiving an evaluation of their latest implementation (interpretation) of the standards, interact with the AFCTN technical staff, gain experience using the standards, and develop increased confidence in them. The results of informal tests are reported in Quick Short Test Reports (QSTRs) that briefly summarize the standard(s) tested, the hardware and software used, the nature of the test, and the results.

---

## 1.2 Purpose

The purpose of the informal test, reported in this QSTR, was to analyze Northrop Corporation's interpretation and use of the CALS standards in transferring technical publication data. Northrop used its CALS Technical Data Interchange System to produce data, in accordance with the standards, and delivered it to the AFCTN technical staff on a 9-track magnetic tape.

## 2. Test Parameters

Test Plan: AFCTB 93-062

Date of Evaluation: 10 June 1993

Evaluator: George Elwood  
Air Force CALS Test Bed  
DET 2 HQ ESC/ENCP  
4027 Colonel Glenn Hwy  
Suite 300  
Dayton OH 45431-1672

Data Originator: John P Kent  
Northrop Corporation  
B-2 Division, L591/UB  
8900 East Washington Blvd  
Pico Rivera CA 90660-3765  
(310) 948-0624

Data Description: Technical Manual Test  
2 Document Declaration files  
2 Document Type Definitions (DTD)  
1 Initial Graphics Exchange Specification (IGES) file  
2 Text files  
1 Raster file  
1 Computer Graphics Metafile (CGM) file

Data Source System:

1840

### HARDWARE

Unknown

### SOFTWARE

Unknown

---

IGES

HARDWARE Unknown  
SOFTWARE Unknown

Text/Standard Generalized Markup Language (SGML)

HARDWARE Unknown  
SOFTWARE Unknown

Raster

HARDWARE Unknown  
SOFTWARE Unknown

CGM

HARDWARE Unknown  
SOFTWARE Unknown

Evaluation Tools Used:

MIL-STD-1840A (TAPE)

SUN 3/280  
AFCTN Tapetool v1.2.8 UNIX  
XSoft CAPS/CALS v40.4  
Texas Instruments (TI) Tapetool v1.0.1  
PC 486/50  
AFCTN Tapetool v1.2.9 DOS

MIL-D-28000 (IGES)

Sun SparcStation 2  
ArborText iges2draw  
Carberry CADLeaf Plus v3.1  
IGES Data Analysis (IDA) Parser/Verifier v93  
IDA IGESView v3.05  
PC 486/50  
AUTODESK AutoCAD 386 R12

---

**MIL-M-28001 (SGML)**

PC 486/50

Datalogics *ParserStation v3.36*  
Exoterica *XGMLNormalizer v1.2e3.2*  
Exoterica *Validator v2.0 EXL*  
McAfee & McAdam *Sema Mark-it v2.3*  
Public Domain *sgmls*

**MIL-R-28002 (Raster)**

SUN SparcStation 2

ArborText *g42tiff*  
Carberry *CADLeaf Plus v3.1*  
AFCTN *validg4*  
AFCTN *calstb.475*  
IDA *IGESView v3.0*  
Island Graphics *IslandPaint v3.0*

PC 486/50

AFCTN *validg4*  
IDA *IGESView Windows*  
Inset Systems *HiJaak v2.1*  
Inset Systems *HiJaak Window v1.0*  
Corel Ventura *Publisher*

**MIL-D-28003 (CGM)**

SUN SparcStation 2

ArborText *cgm2draw*  
Island Graphics *IslandDraw v3.0*  
Carberry *CADLeaf Plus v3.1*

PC 486/50

Advance Technology Center  
(ATC) *MetaView R 1.12*  
ATC *MetaCheck R 2.05*  
Software Publishing Corporation  
(SPC) *Harvard Graphics v3.05*  
Inset Systems *HiJaak v2.1*  
Inset Systems *HiJaak v1.0 Windows*  
Micrografx *Designer v3.1*  
Micrografx *Charisma v2.1*  
Corel Ventura *Publisher*

**Standards**

**Tested:** MIL-STD-1840A  
MIL-D-28000A  
MIL-M-28001A  
MIL-R-28002A  
MIL-D-28003

---

### **3. 1840A Analysis**

#### **3.1 External Packaging**

The tape arrived at the Air Force CALS Test Bed (AFCTB) enclosed in a box in accordance with ASTM D 3951. The exterior of the box was marked with a magnetic tape warning label, as required by MIL-STD-1840A, para. 5.3.1.3.

The tape was enclosed in a barrier bag as required by MIL-STD-1840A, para. 5.3.1.2. Inspection of the tape reel showed the label indicating the recording density, as required by MIL-STD-1840A, para. 5.3.1. Enclosed in the box was a packing list showing all files recorded on the tape.

#### **3.2 Transmission Envelope**

The 9-track tape received by the AFCTB contained MIL-STD-1840A files. The files were named per the standard conventions.

##### **3.2.1 Tape Formats**

The tape was run through the AFCTN *Tapetool* v1.2.9 utility. No errors were encountered while evaluating the contents of the tape labels.

The tape was read using XSoft's *CAPS read1840A* utility without any reported errors.

The tape was read using TI's *Tapetool* v1.0.1.

The physical tape structure meets the CALS MIL-STD-1840A and ANSI x3.27.

##### **3.2.2 Declaration and Header Fields**

No errors were found in the Document Declaration files. One error was reported in file D002T001. The *srcsys* record had

---

an extra space after the colon, which is acceptable and not an error. However, the extra space should have been removed.

srcsys: John P. Kent, ITDS Chief Engineer, Northrop Corporation, B-2 Division, L591/UB, 8900 E. Washington Blvd., Pico Rivera, CA 90660-3765 (310) 948-0624  
\*\*\* ERROR (MIL-STD-1840A; 5.1.1.2) - Value contains leading spaces.  
\*\*\* NOTE - Correction made in new Document Declaration Header File.

This portion of the tape meets the CALS MIL-STD-1840A requirements.

#### 4. IGES Analysis

The tape contained one IGES file. This file was evaluated using IDA's *Parser/Verifier* set for CALS Class I. No CALS errors were reported during this procedure.

The AFCTB has several tools for viewing IGES files. These tools are not used to generate a pass/fail but to report how commercially available software can handle the files. Many of these products are used in the development of technical publications and are good indicators of usability. The use of these products is not an endorsement nor an indication of CALS capability. All operations were performed using the default settings.

The file was converted using ArborText's *iges2draw* utility with no reported errors. The resulting file was read into Island Graphics' *IslandDraw* and displayed. When viewed on the screen only part of the image was displayed on the left side of the screen. Using a switch on the *iges2draw* software, the resulting file could be completely displayed. The error was traced to a left base line of -3 which the basic *iges2draw* utility could not handle.

The file was read using AUTODESK's *AutoCAD R12* with translator version 5.1.

The file was converted using Cadkey's *ig2c* utility. The resulting file was read into *Cadkey* and displayed.

The file was read into Carberry's *CADLeaf* software without a reported error. However, only part of the image was displayed. This is the result of the -3 value for the left start point of the image file.

The file was read using IDA's *IGESView* and *IGESView for Windows*.

The IGES file meets the CALS MIL-D-28000A specification.

## 5. SGML Analysis

The tape contained two DTD and two Text files. Both sets of files were evaluated using available tools in the AFCTB.

The AFCTB has several parsers available for evaluating submitted DTD and Text files. These tools are not used to generate a pass/fail but to report how commercially available software can handle the files. These products are used in the development of technical publications and are good indicators of usability. The use of these products is not an endorsement nor an indication of CALS capability. All operations were performed using the default settings unless specified in the report. Changes to DTD or Text files required by each system are not documented in the report.

### 5.1 File Set One

This file set was a unique set with many tokens in both the DTD and sample Text file.

The Text and DTD files from the tape were evaluated using Datalogics' *ParseStation*. No errors were reported.

The Text and DTD files from this document were evaluated using Exoterica's *Validator ex1* parser with no reported errors.

The Text and DTD files from this document were tested using Exoterica's *XGMLNormalizer* parser with no reported errors.

---

The Text and DTD files from the tape were evaluated using McAfee & McAdam's *Sema Mark-it* parser with no reported errors.

The Text and DTD files from the tape were evaluated using the Public Domain *sgmls* parser with no reported errors.

The first document set meets the CALS MIL-M-28001A specification.

## 5.2 File Set Two

The Text and DTD files from the tape were evaluated using Datalogics' *ParseStation* with no reported errors.

The Text and DTD files from this document were evaluated using Exoterica's *Validator exl* parser with no reported errors.

The Text and DTD files from this document were tested using Exoterica's *XGMLNormalizer* parser with no reported errors.

The Text and DTD files from the tape were evaluated using McAfee & McAdam's *Sema Mark-it* parser with no reported errors.

The Text and DTD files from the tape were evaluated using the Public Domain *sgmls* parser with no reported errors.

The second file set meets the CALS MIL-M-28001A specification.

## 6. Raster Analysis

The tape contained one Raster file. This File was evaluated using the AFCTN *validg4* utility. This program reported that the file meets the CALS MIL-R-28002A specifications.

The file was read into the AFCTN *calstb.475* viewing utility. The images appeared to be scanned in at a slight angle. Some orphan pixels were noted.

---

The AFCTB has several tools for viewing Raster files. These tools are not used to generate a pass/fail but to report how commercially available software can handle the files. Many of these products are used in the development of technical publications and are good indicators of usability. The use of these products is not an endorsement nor an indication of CALS capability. All operations were performed using the default settings.

The file was converted using ArborText's *g42tiff* utility without a reported error. The resulting file was read into Island Graphics' *IslandPaint* and displayed.

The Raster file was read into Carberry's *CADLeaf* software without a reported error and was displayed.

The file was read into IDA's *IGESView* and *IGESView for Windows* without a reported error.

The file was read into Inset Systems' *HiJaak for Windows* without a reported error.

The file was converted using Inset Systems' *HiJaak for DOS* into an IMG format without a reported error. The resulting file was read into Corel's *Ventura Publisher* and displayed.

The Raster file was converted using Rosetta Technologies' *Prepare* without a reported error. The resulting file was read into *Preview* and displayed.

The Raster file meets the CALS MIL-R-28002A specification.

## 7. CGM Analysis

The tape contained one CGM files. The file was evaluated using ATC's *MetaCheck* with CALS options. This utility reported that the file meets the CALS MIL-D-28003 specification.

The AFCTB has several tools for viewing CGM files. These tools are not used to generate a pass/fail but to report how commercially available software can handle the files. Many of these products are used in the development of technical publications and are good indicators of usability. The use of these products is not an endorsement nor and indication

---

of CALS capability. All operations were performed using the default settings.

The CGM file was converted using ArborText's *cgm2draw* utility without a reported error. The resulting file was read into Island Graphics' *IslandDraw*, displayed and printed. It was noted that some text overflow occurred in the text in the bottom of the entity boxes.

The file was viewed using ATC's *MetaView* software. This program displayed the image with font errors.

The file was read into Carberry's *CADLeaf* software and displayed. No errors were noted.

The file was read into Inset Systems' *HiJaak for Windows* with a reported error. The file would not load and the program aborted.

The file was imported directly into Island Graphics' *IslandDraw* without a reported error. Text overflow in the restricted text entity was noted. Also noted was errors in the elliptical arc, both open and closed.

The file was imported into the Micrografx *Designer* without a reported error. However, nothing was displayed on the screen. When the file was imported into *Charisma*, an error was displayed indicating that the complete file could not be loaded.

According to Michael Harrison of Micrografx, "Micrografx is aware of the problems associated with reading these files and is working on a solution to be implemented in a future release of our products."

The file was imported into SPC's *Harvard Graphics 3.05* with reported errors. The resulting file was not usable with line and circles spread around image.

An attempt to imported into Corel's *Ventura Publisher* resulted in an error message indicating that the file was not a valid CGM file.

The CGM file is reported as meeting the CALS MIL-D-28003 specification.

---

## 8. Conclusions and Recommendations

The tape from Northrop Corporation had no reported errors during the evaluation of the physical structure. The tape meets the CALS MIL-STD-1840A requirements.

The IGES file meets the CLAS MIL-D-28000A Class I specification.

The SGML files meet the CALS MIL-M-28001A specification.

The Raster file meets the CALS MIL-R-28002A specification.

The CGM file meets the CALS MIL-D-28003 specification.

The tape submitted by Northrop meets the CALS MIL-STD-1840A requirements.

---

## 9. Appendix A - Tapetool Report Logs

### 9.1 Tape Catalog

CALS Test Network Catalog Evaluation - Version 1.2; Release 9 (0)

Standards referenced:

MIL-STD-1840A (1987) - Automated Interchange of Technical Information

ANSI X3.27 (1987) - File Structure and Labeling of Magnetic Tapes  
for Information Interchange

ANSI X3.4 (1986) - Coded Character Sets - 7 Bit ASCII

Thu Jun 10 13:55:03 1993

MIL-STD-1840A File Catalog

File Set Directory: /cals/u129/Set015

Page: 1

File Name	File Type	Record		Selected/ Extracted
		Format/ Length	Block Length/Total	
D001	Document Declaration	D/00260	02048/000001	Extracted
D002	Document Declaration	D/00260	02048/000001	Extracted
D001T001	Text	D/00260	02048/000001	Extracted
D001G002	DTD	D/00260	02048/000003	Extracted
D001H003	Output Specification	D/00260	02048/000016	Extracted
D002T001	Text	D/00260	02048/000002	Extracted
D002C002	CGM	F/00080	00800/000006	Extracted
D002R003	Raster	F/00128	02048/000017	Extracted
D002Q004	IGES	F/00080	02000/000012	Extracted
D002G005	DTD	D/00260	02048/000010	Extracted
D002H006	Output Specification	D/00260	02048/000061	Extracted

Catalog Process terminated normally.

---

## 9.2 Tape Evaluation Log

CALS Test Network Tape Evaluation - Version 1.2; Release 9 (O)

Standards referenced:

ANSI X3.27 (1987) - File Structure and Labeling of Magnetic Tapes  
for Information Interchange

ANSI X3.4 (1986) - Coded Character Sets - 7 Bit ASCII

Thu Jun 10 13:54:48 1993

ANSI Tape Import Log

Allocating tape drive /dev/rmt0...

/dev/rmt0 allocated.

VOL1ITDS01

CONTROLLER

4

Label Identifier: VOL1

Volume Identifier: ITDS01

Volume Accessibility:

Owner Identifier:

Label Standard Version: 4

HDR1D001

ITDS0100010001000100 93158 93158 000000 CONTROLLER

Label Identifier: HDR1

File Identifier: D001

File Set Identifier: ITDS01

File Section Number: 0001

File Sequence Number: 0001

Generation Number: 0001

Generation Version Number: 00

Creation Date: 93158

Expiration Date: 93158

File Accessibility:

Block Count: 000000

Implementation Identifier: CONTROLLER

<<<<< PART OF LOG REMOVED HERE >>>>>

##### End of Volume ITDS01 #####

##### End Of Tape File Set #####

Deallocating /dev/rmt0...

Tape Import Process terminated normally.

---

### 9.3 Tape File Set Validation Log

CALS Test Network File Set Evaluation - Version 1.2; Release 9 (0)

Standards referenced:

MIL-STD-1840A (1987) - Automated Interchange of Technical Information

Thu Jun 10 13:55:03 1993

MIL-STD-1840A File Set Evaluation Log

File Set: Set015

Found file: D001

srcsys: John P. Kent, ITDS Chief Engineer, Northrop Corporation, B-2 Division, L591/UB  
E. Washington Blvd., Pico Rivera, CA 90660-3765 (310) 948-0624

srcdocid: STPRO25.2.4

srcrelid: NONE

chglvl: ORIGINAL

dteisu: 19930607

dstsys: Jeff Fisher, Integration Manager, USAF CALS Test Bed, HQ AFMC (I)/ENCT, Techne  
4027 Col. Glenn Highway, Dayton, OH 45431-1601

dstdocid: STPRO25.2.4

dstrelid: NONE

dtetrn: 19930607

dlvacc: NONE

filcnt: T1, H1, G1

ttlcls: UNCLASSIFIED

doccls: UNCLASSIFIED

doctyp: DIRECTIVE

docttl: Test of error reports

<<<<< PART OF LOG REMOVED HERE >>>>>

Evaluating numbering scheme...

No errors were encountered during numbering scheme evaluation.

Numbering scheme evaluation complete.

Checking file count...

No errors were encountered during file count verification.

File Count verification complete.

No errors were encountered in Document D001.

Found file: D002

Extracting Document Declaration Header Records...

Evaluating Document Declaration Header Records...

srcsys: John P. Kent, ITDS Chief Engineer, Northrop Corporation, B-2 Division, L591/U  
E. Washington Blvd., Pico Rivera, CA 90660-3765 (310) 948-0624

\*\*\* ERROR (MIL-STD-1840A; 5.1.1.2) - Value contains leading spaces.

\*\*\* NOTE - Correction made in new Document Declaration Header File.

srcdocid: STPRO25.2.5

srcrelid: NONE

chglvl: ORIGINAL

dteis: 19930607

dstsys: Jeff Fisher, Integration Manager, USAF CALS Test Bed, HQ AFMC (I)/ENCT, Techno  
4027 Col. Glenn Highway, Dayton, OH 45431-1601

dstdocid: STPRO25.2.5

dstrelid: NONE

dtetrn: 19930607

dlvacc: NONE

filcnt: T1, H1, G1, C1, Q1, R1

ttlcls: UNCLASSIFIED

doccls: UNCLASSIFIED

doctyp: DIRECTIVE

docttl: Test of local directives

1 error(s), 0 warning(s), and 1 note(s) were encountered  
in Document Declaration File D002.

<<<< PART OF LOG REMOVED HERE >>>>

Saving Output Specification Header File: D002H006\_HDR

Saving Output Specification Data File: D002H006\_OS

Evaluating numbering scheme...

No errors were encountered during numbering scheme evaluation.

Numbering scheme evaluation complete.

Checking file count...

No errors were encountered during file count verification.

File Count verification complete.

A total of 1 error(s), 0 warning(s), and 1 note(s) were  
encountered in Document D002.

A grand total of 1 error(s), 0 warning(s), and 1 note(s) were  
encountered in this File Set.

MIL-STD-1840A File Set Evaluation Complete.

---

## 10. Appendix B - Detailed IGES Analysis

### 10.1 File D002Q004

#### 10.1.1 Parser/Verifier Log

```
*****  
***** IGES PARSER/VERIFIER *****  
***** MARCH 1993 *****  
***** IGES Data Analysis *****  
***** (708) 344-1815 *****  
*****
```

Input file is /novell/9362/q004.igs

Checking conformance to CALS Class I (MIL-D-28000A 2/10/92)

Today is June 10, 1993 3:39 PM

```
*****  
***** CHECK FILE SYNTAX *****  
*****
```

Section	Records
Start	7
Global	3
Directory	82 ( 41 Entities)
Parameter	192
Terminate	1

```
NITPICK 2489: Excess precision in real constant (3.57988857) for XS of D 3.  
NITPICK 2489: Excess precision in real constant (3.8421068) for YS of D 3.  
NITPICK 2489: Excess precision in real constant (-1.51611172) for Data.Pts[1].X  
of D 7.  
NITPICK 2489: Excess precision in real constant (1.79096268) for Data.Pts[1].Y  
of D 7.  
NITPICK 2489: Excess precision in real constant (-1.50860761) for Data.Pts[2].X  
of D 7.  
NITPICK 2489: Excess precision in real constant (1.83739446) for Data.Pts[2].Y  
of D 7.  
NITPICK 2489: Excess precision in real constant (-1.48984741) for Data.Pts[3].X  
of D 7.  
NITPICK 2489: Excess precision in real constant (1.82801424) for Data.Pts[3].Y
```

---

of D 7.  
NITPICK 2489: Excess precision in real constant (-1.46029996) for Data.Pts[4].X  
of D 7.  
NITPICK 2489: Excess precision in real constant (1.78345858) for Data.Pts[4].Y  
of D 7.  
NITPICK 2489: Messages regarding excess precision suppressed.

\*\*\*\*\*  
\*\*\*\*\* SUMMARY AND STATISTICS \*\*\*\*\*  
\*\*\*\*\*

\*\*\* File and Product Name Information \*\*\*

File name from sender = 'Q004.iges'  
File creation Date.Time = '930607.135403'  
Model change Date.Time = ''  
Author = 'tom'  
Department = 'GRAPHICS'  
Product name from sender = 'Q004.iges'  
Destination product name = 'Q004.iges'

\*\*\* Parameter Delimiters \*\*\*

Delimiter = ','  
Terminator = ';'

\*\*\* Originating System Data \*\*\*

System ID = 'ITDS CONVERTER: GEF\_IGES'  
Preprocessor version = '1.0'  
Specification version = 6 (IGES 4.0)

\*\*\* Precision levels \*\*\*

Integer bits = 32  
Floating point - Exponent = 38 Mantissa = 6  
Double precision - Exponent = 308 Mantissa = 15

\*\*\* Global Model Data \*\*\*

Model scale = 1.0000E+00  
Unit flag = 1  
Units = 'IN'  
Line weights = 3  
Maximum line thickness = 1.000000E-02  
Minimum line thickness = 3.333333E-03  
Granularity = 1.000000E-03  
Maximum coordinate = 2.954101E+00

Drafting standard applicable to original data is not specified.

\*\*\* Status Flag Summary \*\*\*

Blank status:	Visible	41
	Blanked	0
Independence:	Independent	39
	Physically Subordinate	0
	Logically Subordinate	2
	Totally Subordinate	0
Entity use:	Geometry	39
	Annotation	2
	Definition	0
	Other	0
	Logical/Positional	0
	2D parametric	0
	Construction geometry	0
	Not Specified	0
Hierarchy:	Structure DE applies	0
	Subordinate DE applies	41
	Hierarchy property applies	0
	Not Specified	0

\*\*\* Entity Occurrence Counts \*\*\*

Entity	Form	Level	Count	Type
-----	----	-----	-----	-----
106	11	0	24	Copious data - Piecewise planar, linear string(2D path)
106	63	0	8	Simple closed planar curve
110	0	0	6	Line
404	0	0	1	Drawing
406	16	0	1	Property - Drawing size
410	0	0	1	View - Orthographic parallel

\*\*\* Entity Count by Level \*\*\*

Level	Count
0	41

\*\*\* Labeling Information \*\*\*

0% of the entities are labeled.

Unlabeled 41

\*\*\* Line Fonts Used in Data \*\*\*

100	102	104	106	108	110	112	114	
-	-	-	-	-	-	-	-	Undefined
-	-	-	32	-	6	-	-	Solid
-	-	-	-	-	-	-	-	Dashed
-	-	-	-	-	-	-	-	Phantom

<<<<< PART OF LOG FILE REMOVED HERE >>>>>

\*\*\* Line Widths Used in Data \*\*\*

Weight	Count	Width
Defaulted	31	(0.0033)
2	10	(0.0067)

\*\*\* Colors Used in Data \*\*\*

Defaulted	3
Red	8
Green	30

\*\*\*\*\*  
\*\*\*\*\* ENTITY ANALYSIS \*\*\*\*\*  
\*\*\*\*\*

\*\*\* Entity type: 106

\*\*\* Entity type: 110

-- 6 lines averaging 1.362447E-01 units --

\*\*\* Entity type: 404

Drawing at D 5 contains 1 view.

Drawing at D 5 contains 0 annotation entities.

WARNING 2492: Undefined line font value (0) specified for D 5.

\*\*\* Entity type: 406

WARNING 2492: Undefined line font value (0) specified for D 3.

\*\*\* Entity type: 410

Scale of view at D 1 is 1.000000E+00.

Orthographic View entity at D 1 has 0 clipping planes specified.

XMIN = Not Set XMAX = Not Set

YMIN = Not Set YMAX = Not Set

ZMIN = Not Set ZMAX = Not Set

WARNING 2492: Undefined line font value (0) specified for D 1.

\*\*\* Message Summary \*\*\*

2038: 3 Invalid Line font values.

\*\*\* Error Summary \*\*\*

0 fatal errors

0 severe errors

0 errors

3 warnings

0 cautions

842 nitpicks

0 notes

\*\*\* End of Analysis of /novell/9362/q004.igs \*\*\*

---

## 10.1.2 Parser Log - AutoCAD R12

Title: IGESIN Journal (v5.1 Nov 05 1992)

=====  
File: C:\Q004.xli  
Date: Thu, Jun 10, 1993  
Time: 16:24:30  
=====

EVALUATION VERSION -- NOT FOR RESALE

Translator S/N: 117-10075750  
Translating from IGES file: C:\Q004.IGS  
to AutoCAD Drawing: UNNAMED.dwg  
=====

Options obtained from: default settings

Curves Approximated to Tolerance of 0.01

Surfaces Approximated to Tolerance of 0.01

Text Font/Style mapping:

IGES Text font	Style Name	ACAD Font
0	SYMBOL0	iges0
1	STANDARD	txt
2	LEROY	txt
3	FUTURA	txt
6	COMP80	txt
12	GOTHICE	gothice
13	GOTHICI	gothici
14	ROMANS	romans
17	ROMANT	romant
18	ROMAND	romand
19	OCR	txt
1001	SYMBOL1	iges1001
1002	SYMBOL2	iges1002
1003	SYMBOL3	iges1003
2001	KANJI	bigfont

IGES Linefont/AutoCAD Linetype mapping

IGES Line Font	AutoCAD linetype	Shape file
0	BYLAYER	
1	CONTINUOUS	
2	DASHED	acad.lin

---

3	PHANTOM	acad.lin
4	CENTER	acad.lin
5	DOT	acad.lin

=====  
Parse phase

=====  
Start Section:

CONFORMANCE:

MIL-D-28000 Amendment1, 20 December 1988  
Technical Illustration Class I Subset

ILLUSTRATION IDENTIFIER:

Q004.iges

Global Section:

Parameter Delimiter: ,  
Record Delimiter: ;  
Sending Product ID: Q004.iges  
File Name: Q004.iges  
System ID: ITDS CONVERTER: GEF\_IGES  
Preprocessor Version: 1.0  
Size of Integer: 32  
Sgl. Precision Mag: 38  
Sgl. Precision Sig: 6  
Dbl. Precision Mag: 308  
Dbl. Precision Sig: 15  
Receiving Product ID: Q004.iges  
Model Space Scale: 1.000000  
Unit Flag: 1  
Unit String: IN  
# of Line Weights: 3  
Maximum Line Width: 0.010000  
Creation Date: 06/07/93 13:54:03  
Minimum Resolution: 0.001000  
Maximum Coordinate: 2.954101  
Author: tom  
Organization: GRAPHICS  
IGES Version Number: 6  
Drafting Standard: 0

Entity Summary:

Type	Form	Description	Count
106	11	Planar Piecewise Linear Curve	24
106	63	Simple Closed Planar Curve	8
110	0	Line	6
404	0	Drawing (form 0)	1
406	16	Property (Drawing Size)	1
410	0	View	1
Total			41

Translation phase

Drawing Entity (404 Form 0) at DE 5, with  
 name = ,  
 size = 3.579889, 3.842107,  
 units = IN,  
 was processed in the AutoCAD drawing file: C:\UNNAMED.dwg

\*\*\* Warning (ACAD\_NEW\_VIEW\_VOLUME\_GENERATED) \*\*\*  
 ( DE: 1 TF: 410:0 )

A new view volume has been generated for the view with:  
 XMIN (-3.565349), XMAX (0.844311),  
 YMIN (-1.296656), YMAX (3.362281),  
 ZMIN (-0.500106), ZMAX (0.500106).

IGES Entity Summary

Type	Form	Description	Count	Processed	Errors
106	11	Planar Piecewise Linear Curve	24	24	0
106	63	Simple Closed Planar Curve	8	8	0
110	0	Line	6	6	0
404	0	Drawing (form 0)	1	1	0
406	16	Property (Drawing Size)	1	1	0
410	0	View	1	1	0
Totals			41	41	0

AutoCAD Entity Summary

Entity	Created	Errors
LINE	6	0

---

POLYLINE            32            0

Totals            =====    =====  
                      38            0

=====  
Error Summary:

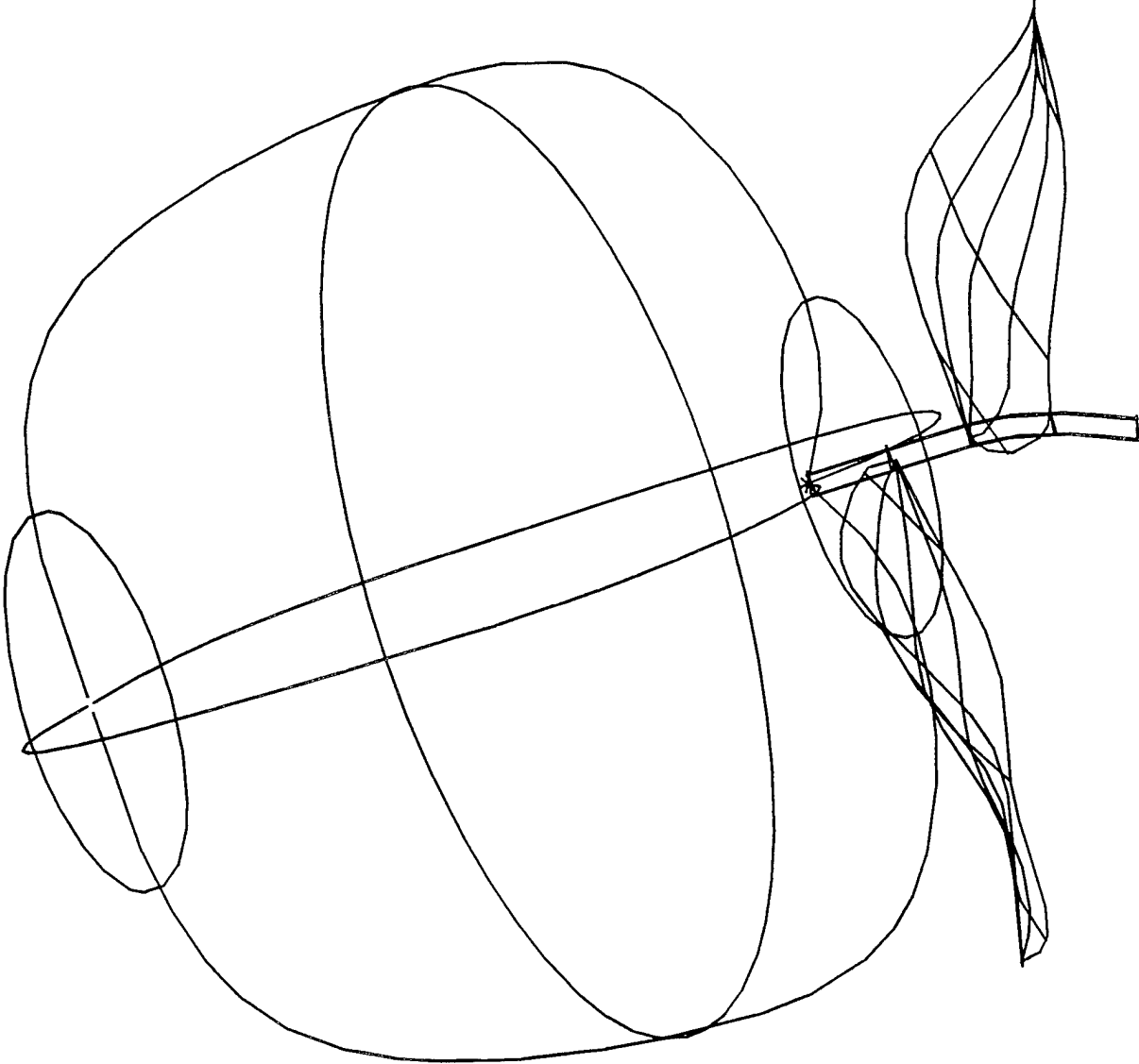
The following message was issued 1 time(s)  
A new view volume has been generated for the view with:  
  XMIN (%lf), XMAX (%lf),  
  YMIN (%lf), YMAX (%lf),  
  ZMIN (%lf), ZMAX (%lf).

Status: 0  
Warning: 1  
Error: 0  
Fatal: 0

Elapsed Time:

Processor: 00:00:06  
Clock:     00:00:06

**10.1.3 Output AutoCAD R12**



## 11. Appendix C - Detailed SGML Analysis

### 11.1 Exoterica Validtor 2.0 xml

```
<!-- Entity has no name, system id or public id in formal file -->.
<!-- **Warning**:  
  An element with mixed content should permit data characters ("#PCDATA")  
  everywhere.  
  The element being declared is "ENTRY".  
  (((#PCDATA|xref|change|emphasis|hcp|hci|ocp|  
    ^^^^^^^  
-->  
<!-- **Warning**:  
  An element with mixed content should permit data characters ("#PCDATA")  
  everywhere.  
  The element being declared is "NOTICE".  
  (((#PCDATA|xref|change|emphasis|hcp|hci|ocp|  
    ^^^^^^^  
-->  
<!-- **Warning** in "9362-2.sgm", line 429:  
  An element with mixed content should permit data characters ("#PCDATA")  
  everywhere.  
  The element being declared is "RESULT".  
  <!ELEMENT result      - o (%text; ,faultcode?)>  
                                     /\br/>-->  
<!-- **Warning** in "9362-2.sgm", line 629:  
  There is no element with an IDREF or IDREFS attribute value equal to a  
  specified ID value.  
  The unreferenced ID attribute value is "X0".  
-->  
<!-- 4 warnings reported. -->
```

## 12. Appendix D - Detailed Raster Analysis

### 12.1 File D002R003

#### 12.1.1 Output HiJaak for Windows

U.S. ARMY MATERIEL COMMAND U.S. ARMY MISSILE COMMAND REDSTONE ARSENAL, ALABAMA				PARTS LIST		PL 10677287		
TITLE OSCILLATOR-VOLTAGE CONTROLLED-COMO-ASA13				LIBRARY NO. 63343	DATE 16 NOV 70	REV	SHEET 3 OF 3	
FIND NO.	PART OR IDENTIFICATION NO.	DRAWING OR SPECIFICATION NO.	NOMENCLATURE	QUANTITY	PL	SI	EFFECTIVITY FROM TO DORE*	NOTES OR REMARKS
	10181751-207	10181751	RESISTOR					
	10181751-208	10181751	RESISTOR					
	10181751-209	10181751	RESISTOR					
	10181751-210	10181751	RESISTOR					
	10181751-211	10181751	RESISTOR					
	10181751-212	10181751	RESISTOR					
	10181751-213	10181751	RESISTOR					
	10181751-216	10181751	RESISTOR					
	10181751-219	10181751	RESISTOR					
2	10181752-261	10181752	RESISTOR	1				
3	10181752-357	10181752	RESISTOR	1				
4	10181751-147	10181751	RESISTOR	2				
5	10180306-239	10180306	RESISTOR	2				
6	10181751-133	10181751	RESISTOR	1				
7	10181751-166	10181751	RESISTOR	1				
8	10180328-418	10180328	RESISTOR	1				
9	10181752-283	10181752	RESISTOR	1				
10	10181752-298	10181752	RESISTOR	1				
11	10181752-306	10181752	RESISTOR	1				
12	10181752-297	10181752	RESISTOR	1				
13	10181752-289	10181752	RESISTOR	1				
14	10181752-271	10181752	RESISTOR	1				
15	10181752-310	10181752	RESISTOR	1				
16	10181751-55	10181751	RESISTOR	1				
	10181751-1	10181751	RESISTOR					1
	10181751-2	10181751	RESISTOR					
	10181751-3	10181751	RESISTOR					
	10181751-4	10181751	RESISTOR					
	10181751-5	10181751	RESISTOR					
	10181751-6	10181751	RESISTOR					

## 13. Appendix E - Detailed CGM Analysis

### 13.1 File D002C002

#### 13.1.1 Parser Log MetaCheck

MetaCheck Version 2.05 -- CGM/MIL-D-28003 Conformance Analyzer  
Copyright 1988-91 CGM Technology Software  
Execution Date: 06/10/93 Time: 16:15:52

Metafile Examined : i:\9362\c002.cgm

Pictures Examined : All

Elements Examined : All

Bytes Examined : All

=====  
Trace Report  
=====

Tracing not selected.

=====  
CGM Conformance Violation Report  
=====

No Errors Detected

=====  
CAL S CGM Profile (MIL-D-28003) Report  
=====

No profile discrepancies detected.

=====  
Conformance Summary Report  
=====

MetaCheck Version 2.05 -- CGM/MIL-D-28003 Conformance Analyzer  
Copyright 1988-91 CGM Technology Software  
Execution Date: 06/10/93 Time: 16:15:54

Name of CGM under test: i:\9362\c002.cgm

Encoding : Binary

Pictures Examined : All

Elements Examined : All

Bytes Examined : All

BEGIN METAFILE string : "C002.cgm"

METAFILE DESCRIPTION : "NORTHROP B2 ITDS GEF, MIL-D-28003/BASIC-1"

Picture 1 starts at octet offset 200; string contains: "Picture 1"

Conformance Summary : This file conforms to the CGM specification.  
This file meets the CALS CGM Profile (MIL-D-28003).

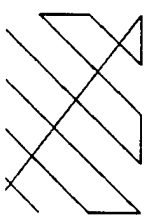
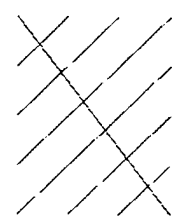
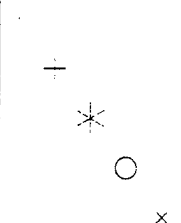
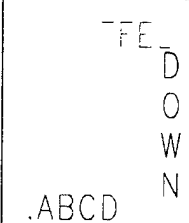
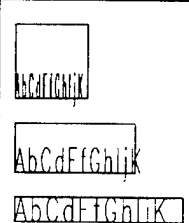
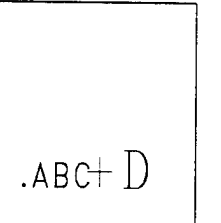

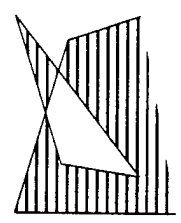
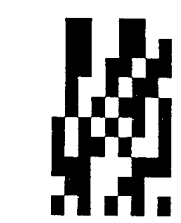




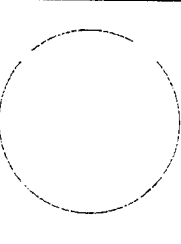

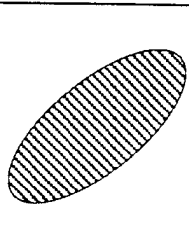

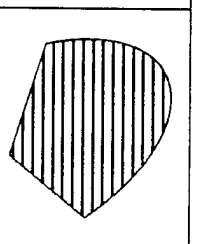
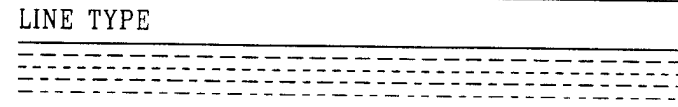
Summary of Testing Performed and Errors Found:

1 Pictures Tested  
272 Elements Tested  
3978 Octets Tested

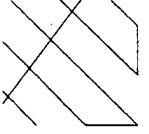




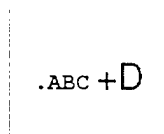

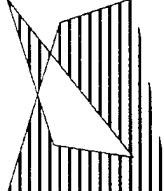



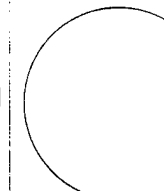
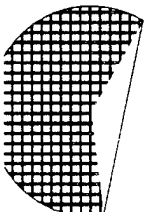
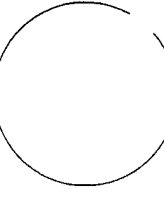

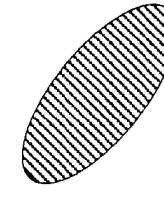



```
=====
|   No Errors Were Detected   |
=====
```

===== End of Conformance Report =====

### 13.1.2 Output cgm2draw/IslandDraw

 <p>POLYLINE</p>	 <p>(2) DISJOINT POLYLINE</p>	 <p>(3) POLYMARKER</p>	 <p>(4) TEXT</p>	 <p>(5) RESTRICTED TEXT</p>	 <p>(6) APPEND TEXT</p>
 <p>POLYGON</p>	 <p>(8) POLYGON SET</p>	 <p>(9) CELL ARRAY</p>	 <p>(11) RECTANGLE</p>	 <p>(12) CIRCLE</p>	 <p>(13) CIRCULAR ARC 3 POINT</p>
 <p>(1) CIRCULAR ARC 3 POINT CLOSE</p>	 <p>(15) CIRCULAR ARC CENTRE</p>	 <p>(16) CIRCULAR ARC CENTRE CLOSE</p>	 <p>(17) ELLIPSE</p>	 <p>(18) ELLIPTICAL ARC</p>	 <p>(19) ELLIPTICAL ARC CLOSE</p>
<p>LINE TYPE</p> 				<p>CALS TEST NETWORK MIL-D-28003 Computer Graphics Metafile File: CTN-01Rd, 91-10-03</p>	

### 13.1.3 Output IslandDraw

					
POLYLINE	(2) DISJOINT POLYLINE	(3) POLYMARKER	(4) TEXT	(5) RESTRICTED TEXT	(6) APPEND TEXT
					
POLYGON	(8) POLYGON SET	(9) CELL ARRAY	(11) RECTANGLE	(12) CIRCLE	(13) CIRCULAR ARC 3 POINT
					
CIRCULAR ARC 3 POINT CLOSE	(15) CIRCULAR ARC CENTRE	(16) CIRCULAR ARC CENTRE CLOSE	(17) ELLIPSE	(18) ELLIPTICAL ARC	(19) ELLIPTICAL ARC CLOSE
LINE TYPE			CALS TEST NETWORK MIL-D-28003 Computer Graphics Metafile File: CTN-01Rd, 91-10-03		
					

### 13.1.4 Output Harvard Graphics

