



CALS TEST NETWORK

AFCTN Test Report 94-024

AFCTB-ID
93-067



Technical Publication Transfer

Using:



Northrop Corporation's Data



MIL-D-28000A (IGES)
MIL-M-28001A (SGML)
MIL-R-28002A (Raster)
MIL-D-28003 (CGM)



Quick Short Test Report



06 July 1993

DEFINITION SPINOFFS
Approved for public release;
Distribution Unlimited

19960822 168

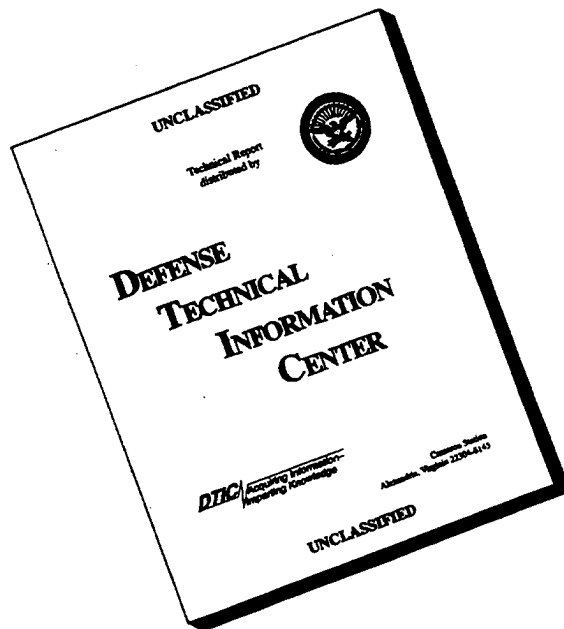


Prepared for

Electronic Systems Center

DTIC QUALITY INSPECTED 3

DISCLAIMER NOTICE



THIS DOCUMENT IS BEST QUALITY AVAILABLE. THE COPY FURNISHED TO DTIC CONTAINED A SIGNIFICANT NUMBER OF PAGES WHICH DO NOT REPRODUCE LEGIBLY.

AFCTN Test Report
94-024

AFCTB-ID
93-067

Technical Publication Transfer
Using:
Northrop Corporation's Data

MIL-D-28000A (IGES)
MIL-M-28001A (SGML)
MIL-R-28002A (Raster)
MIL-D-28003 (CGM)

Quick Short Test Report

06 July 1993

Prepared By

Air Force CALS Test Bed
Wright-Patterson AFB, OH 45433

AFCTB Contact

Gary Lammers
(513) 427-2295

AFCTN Contact

Mel Lammers
(513) 427-2295

DTIC QUALITY INSPECTED 3

DISCLAIMER

This document was prepared as an account of the work sponsored by the Air Force. Neither the United States Government, the Air Force, nor any of their employees makes any warranty, express or implied, or assumes any legal liability or responsibility for the accuracy, completeness, or usefulness of any information, apparatus, product, or process disclosed, nor represents that its use would not infringe on privately owned rights. Reference herein to any specific commercial products, process, or service by trade name, trademark, manufacturer, or otherwise, does not necessarily constitute or imply its endorsement, recommendation, or favoring by the United States Government or the Air Force. The views and opinions of authors expressed herein do not necessarily state or reflect those of the United States Government or the Air Force, and shall not be used for advertising or product endorsement purposes.

Available to the public from the
National Technical Information Service
U.S. Department of Commerce
5285 Port Royal Road
Springfield, VA 22161

This report and those involved in its preparation do not endorse any product, process, or company stated herein. Use of these means by anyone does not imply certification by the Air Force CALS Test Network (AFCTN).

Contents

1.	Introduction.....	1
1.1.	Background.....	1
1.2.	Purpose.....	2
2.	Test Parameters.....	3
3.	1840A Analysis.....	6
3.1.	External Packaging.....	6
3.2.	Transmission Envelope.....	6
3.2.1.	Tape Formats.....	6
3.2.2.	Declaration and Header Fields.....	6
4.	IGES Analysis.....	7
5.	SGML Analysis.....	8
6.	Raster Analysis.....	8
7.	CGM Analysis.....	9
8.	Conclusions and Recommendations.....	11
9.	Appendix A - Tapetool Report Logs.....	12
9.1.	Tape Catalog.....	12
9.2.	Tape Evaluation Log.....	13
9.3.	Tape File Set Validation Log.....	15
10.	Appendix B - Detailed IGES Analysis.....	17
10.1.	File D002Q004.....	17
10.1.1.	Parser/Verifier Log.....	17
10.1.2.	Output IGESView.....	22

11.	Appendix C - Detailed SGML Analysis.....	23
	11.1. Exoterica Validator exl Parser.....	23
12.	Appendix D - Detailed Raster Analysis.....	24
	12.1. File D002R003.....	24
	12.1.1. Output IGESView for Windows.....	24
13.	Appendix E - Detailed CGM Analysis.....	25
	13.1. File D002C002.....	25
	13.1.1. Parser Log MetaCheck.....	25
	13.1.2. Output Harvard Graphics.....	27
	13.1.3. Output CADleaf.....	28

1. Introduction

1.1 Background

The Department of Defense (DoD) Air Force Continuous Acquisition and Life-Cycle Support (CALs) Test Network (AFCTN) is conducting tests of the military standard for the Automated Interchange of Technical Information, MIL-STD-1840A, and its companion suite of military specifications. The AFCTN is a DoD sponsored confederation of voluntary participants from industry and government managed by the Electronic Systems Center (ESC).

The primary objective of the AFCTN is to evaluate the effectiveness of the CALs standards for technical data interchange and to demonstrate the technical capabilities and operational suitability of those standards. Two general categories of tests are performed to evaluate the standards; formal and informal.

Formal tests are large and comprehensive, which follow a written test plan, require specific authorization from the DoD, and may take months to prepare, execute, and report.

Informal tests are quick and short, used by the AFCTN technical staff, to broaden the testing base. They include representative samples of the many systems and applications used by AFCTN participants. They also allow the AFCTN staff to gain feedback from many industry and government interpretations of the standards, to increase the base of participation in the CALs initiative, and respond to the many requests for help that come from participants. Participants take part voluntarily, benefit by receiving an evaluation of their latest implementation (interpretation) of the standards, interact with the AFCTN technical staff, gain experience using the standards, and develop increased confidence in them. The results of informal tests are reported in Quick Short Test Reports (QSTRs) that briefly summarize the standard(s) tested, the hardware and software used, the nature of the test, and the results.

1.2 Purpose

The purpose of the informal test, reported in this QSTR, was to analyze Northrop Corporation's interpretation and use of the CALS standards in transferring technical publications data. Northrop used its CALS Technical Data Interchange System to produce data, in accordance with the standards, and delivered it to the AFCTN technical staff on a 9-track magnetic tape.

2. Test Parameters

Test Plan: AFCTB 93-067

Date of Evaluation: 07 July 1993

Evaluator: George Elwood
Air Force CALS Test Bed
DET2 HQ ESC/AV-2P
4027 Colonel Glenn Hwy
Suite 300
Dayton OH 45431-1672

Data Originator: John P. Kent
Northrop Corporation
B-2 Division
L591/UB
8900 E. Washington Blvd
Pico Rivera CA 90660-3765
(310) 948-0624

Data Description: Technical Manual Test

- 2 Document Declaration files
- 2 Document Type Definition (DTD)
- 1 Initial Graphics Exchange Standard (IGES) file
- 2 Text/Standard Generalized Markup Language (SGML) files
- 1 Raster file
- 1 Computer Graphics Metafile (CGM) file

Data Source System: 1840

HARDWARE

Unknown

SOFTWARE

Unknown

IGES
 HARDWARE Unknown
 SOFTWARE Unknown

Text/SGML
 HARDWARE Unknown
 SOFTWARE Unknown

Raster
 HARDWARE Unknown
 SOFTWARE Unknown

CGM
 HARDWARE Unknown
 SOFTWARE Unknown

Evaluation Tools Used:

MIL-STD-1840A (TAPE)

SUN 3/280

AFCTN Tapetool v1.2.9 UNIX

XSoft CAPS/CALS v40.4

Texas Instruments (TI) Tapetool v1.0.1

MIL-D-28000 (IGES)

Sun SparcStation 2

Carberry CADLeaf Plus v3.1

IGES Data Analysis (IDA) Parser/Verifier v92

IDA IGESView v3.05

Rosetta Technologies Preview v3.2

PC 486/50

AUTODESK AutoCAD 386 R12

IDA IGESView Windows

MIL-M-28001 (SGML)

PC 486/50

Datalogics *ParserStation v3.36*
Exoterica *XGMLNormalizer v1.2e3.2*
Exoterica *Validator v2.0 EXL*
McAfee & McAdam *Sema Mark-it v2.3*
Public Domain *sgmls*

MIL-R-28002 (Raster)

SUN SparcStation 2

Carberry *CADLeaf Plus v3.1*
AFCTN *validg4*
AFCTN *calstb.475*
IDA *IGESView v3.0*

PC 486/50

AFCTN *validg4*
IDA *IGESView Windows*
Inset Systems *HiJaak v2.1*
Inset Systems *HiJaak Window v1.0*
Corel *Ventura Publisher*

MIL-D-28003 (CGM)

SUN SparcStation 2

Carberry *CADLeaf Plus v3.1*

PC 486/50

Advance Technology Center
(ATC) *MetaView R 1.12*
ATC *MetaCheck R 2.05*
Software Publishing Corporation
(SPC) *Harvard Graphics v3.05*
Inset Systems *HiJaak v2.1*
Inset Systems *HiJaak v1.0 Windows Pro*
Micrografx *Designer v3.1*
Micrografx *Charisma v2.1*
Corel *Ventura Publisher*

Standards

Tested:

MIL-STD-1840A
MIL-D-28000A
MIL-M-28001A
MIL-R-28002A
MIL-D-28003

3. 1840A Analysis

3.1 External Packaging

The tape arrived at the Air Force CALS Test Bed (AFCTB) enclosed in a box in accordance with ASTM D 3951. The exterior of the box was marked with a magnetic tape warning label, as required by MIL-STD-1840A, para. 5.3.1.3.

The tape was enclosed in a barrier bag as required by MIL-STD-1840A, para. 5.3.1.2. Inspection of the tape reel showed the label indicating the recording density, as required by MIL-STD-1840A, para. 5.3.1. Enclosed in the box was a packing list showing all files recorded on the tape.

3.2 Transmission Envelope

The 9-track tape received by the AFCTB contained MIL-STD-1840A files. The files were named per the standard conventions.

3.2.1 Tape Formats

The tape was run through the AFCTN *Tapetool v1.2.9* utility. No errors were encountered while evaluating the contents of the tape labels.

The tape was read using the XSoft *CAPS read1840A* utility without any reported errors.

The physical tape structure meets the CALS MIL-STD-1840A requirements.

3.2.2 Declaration and Header Fields

No errors were found in the Document Declaration files and data file headers.

This portion of the tape meets the CALS MIL-STD-1840A requirements.

4. IGES Analysis

The tape contained one (1) IGES file. This file was evaluated using IDA's *parser* and *verifier* set for CALS Class I. No CALS errors were reported during this procedure.

The AFCTB has several tools for viewing IGES files. These tools are not used to generate a pass/fail but to report how commercially available software can handle the files. Many of these products are used in the development of technical publications and are good indicators of usability. The use of these products is not an endorsement nor an indication of CALS capability. All operations were performed using the default settings.

The file was read using AUTODESK's *AutoCAD R12* with translator version 5.1.

The file was converted using Cadkey's *ig2c* utility. The resulting file was read into Cadkey's *Cadkey*, displayed and printed.

The file was read into Carberry's *CADLeaf* software without a reported error.

The file was read using IDA's *IGESView* and *IGESView for Windows*, without a reported error.

The IGES file was converted using Rosetta Technologies' *Prepare* without a reported error. The resulting file was read into Rosetta Technologies' *Preview*, displayed and printed.

The IGES file meets the CALS MIL-D-28000A specification.

5. SGML Analysis

The tape contained two (2) DTDs and two (2) Text files. The AFCTB has several parsers available for evaluating submitted DTD and Text files. These tools are not used to generate a pass/fail but to report how commercially available software can handle the files. These products are used in the development of technical publications and are good indicators of usability. The use of these products is not an endorsement nor an indication of CALS capability. All operations were performed using the default settings unless specified in the report. Changes to DTD or Text files required by each system are not documented in the report.

The Text and DTD files from the tape were evaluated using the following parsers:

Datalogics' *ParseStation*
Exoterica's *Validator exl*
Exoterica's *XGMLNormalizer*
McAfee & McAdam's *Sema Mark-it*
Public Domain's *sgmls*

No errors were reported by any of the parsers available in the AFCTB. The SGML files meet the CALS MIL-M-28001A specification.

6. Raster Analysis

The tape contained one (1) Raster file. This file was evaluated using the AFCTN *validg4* utility. This program reported that the file meets the CALS MIL-R-28002A specification.

The file was read into the AFCTN *calstb.475* viewing utility. No problems were noted.

The AFCTB has several tools for viewing Raster files. These tools are not used to generate a pass/fail but to report how commercially available software can handle the files. Many of these products are used in the development of technical publications and are good indicators of usability. The use

of these products is not an endorsement nor an indication of CALS capability. All operations were performed using the default settings.

The Raster file was read into Carberry's *CADLeaf* software without a reported error. The image was displayed and printed.

The file was read into IDA's *IGESView* and *IGESView for Windows* without a reported error.

The file was read into Inset Systems' *HiJaak for Windows* without a reported error.

The Raster file was converted using Rosetta Technologies' *Prepare* without a reported error. The resulting file was read into Rosetta Technologies' *Preview*, displayed and printed.

The Raster file meets the CALS MIL-R-28002A specification.

7. CGM Analysis

The tape contained one (1) CGM file. The file was evaluated using ATC's *MetaCheck* with CALS options. This software tool reported that the file meets the CALS MIL-D-28003 specification.

The AFCTB has several tools for viewing CGM files. These tools are not used to generate a pass/fail but to report how commercially available software can handle the files. Many of these products are used in the development of technical publications and are good indicators of usability. The use of these products is not an endorsement nor an indication of CALS capability. All operations were performed using the default settings.

The file was viewed using ATC's *MetaView* software with errors reported because of font problems. The displayed image had notable font errors.

The file was read into Carberry's *CADLeaf* software and displayed without a reported error. The displayed image appeared to be correct.

The file was read into Inset Systems' *HiJaak for Windows* with a reported critical error. Nothing displayed.

The file was imported directly into Island Graphics' *IslandDraw* without a reported error. When viewed on the screen, text overflow was noted in the restricted text box. Errors were also noted in ellipical arc blocks.

The file was imported into the Micrografx *Designer* without a reported error but nothing displayed.

According to Michael Harrison of Micrografx, "Micrografx is aware of the problems associated with reading these files and is working on a solution to be implemented in a future release of our products."

The file was imported into SPC's *Harvard Graphics v3.05* with four reported errors. Line Style, Adjustment of Points, Non-CGM entities, and not translated entities were reported during this procedure. The resulting file was not usable.

The file was imported into Corel's *Ventura Publisher* with a reported error indicating a non-valid file format.

The CGM file meets the CALS MIL-D-28003 specification.

8. Conclusions and Recommendations

The physical tape structure of the MIL-STD-1840A tape from Northrop Corporation was correct. No errors were reported in the tape headers or the CALS Document Declaration files and data file headers. The tape structure meets the CALS MIL-STD-1840A requirements.

The IGES file meets the CALS MIL-D-28000A specification.

The SGML files meet the CALS MIL-M-28001A specification.

The Raster file meets the CALS MIL-R-28002A specification.

The CGM file meets the CALS MIL-D-280003 specification.

The tape meets the CALS MIL-STD-1840A requirements.

9. Appendix A - Tapetool Report Logs

9.1 Tape Catalog

Air Force CALS Test Network Catalog Evaluation - Version 1.2; Release 9 (O)

Standards referenced:

MIL-STD-1840A (1987) - Automated Interchange of Technical Information

ANSI X3.27 (1987) - File Structure and Labeling of Magnetic Tapes
for Information Interchange

ANSI X3.4 (1986) - Coded Character Sets - 7 Bit ASCII

Tue Jul 6 13:26:39 1993

MIL-STD-1840A File Catalog

File Set Directory: /cals/u129/Set020

Page: 1

File Name	File Type	Record		Selected/ Extracted
		Format/ Length	Block Length/Total	
D001	Document Declaration	D/00260	02048/000001	Extracted
D002	Document Declaration	D/00260	02048/000001	Extracted
D001T001	Text	D/00260	02048/000001	Extracted
D001G002	DTD	D/00260	02048/000003	Extracted
D001H003	Output Specification	D/00260	02048/000016	Extracted
D002T001	Text	D/00260	02048/000002	Extracted
D002C002	CGM	F/00080	00800/000006	Extracted
D002R003	Raster	F/00128	02048/000017	Extracted
D002Q004	IGES	F/00080	02000/000012	Extracted
D002G005	DTD	D/00260	02048/000010	Extracted
D002H006	Output Specification	D/00260	02048/000061	Extracted

Catalog Process terminated normally.

9.3 Tape File Set Validation Log

Air Force CALS Test Network File Set Evaluation - Version 1.2; Release 9 (O)

Standards referenced:

MIL-STD-1840A (1987) - Automated Interchange of Technical Information

Tue Jul 6 13:26:39 1993

MIL-STD-1840A File Set Evaluation Log

File Set: Set020

Found file: D001

Extracting Document Declaration Header Records...

Evaluating Document Declaration Header Records...

srcsys: John P. Kent, ITDS Chief Engineer, Northrop Corporation, B-2 Division, L591/UB
E. Washington Blvd., Pico Rivera, CA 90660-3765 (310) 948-0624

srcdocid: STPRO25.2.4

srcrelid: NONE

chglvl: ORIGINAL

dteis: 19930607

dstsys: Jeff Fisher, Integration Manager, USAF CALS Test Bed, HQ AFMC (I)/ENCT, Techne
4027 Col. Glenn Highway, Dayton, OH 45431-1601

dstdocid: STPRO25.2.4

dstrelid: NONE

dtetrn: 19930622

dlvacc: NONE

filcnt: T1, H1, G1

ttlcls: UNCLASSIFIED

doccls: UNCLASSIFIED

doctyp: DIRECTIVE

docttl: Test of error reports

<<<< PART OF LOG FILE REMOVED HERE >>>>

Evaluating numbering scheme...

No errors were encountered during numbering scheme evaluation.

Numbering scheme evaluation complete.

Checking file count...

No errors were encountered during file count verification.

File Count verification complete.

No errors were encountered in Document D001.

Found file: D002
Extracting Document Declaration Header Records...
Evaluating Document Declaration Header Records...

srcsys: John P. Kent, ITDS Chief Engineer, Northrop Corporation, B-2 Division, L591/UB
E. Washington Blvd., Pico Rivera, CA 90660-3765 (310) 948-0624
srcdocid: STPRO25.2.5
srcrelid: NONE
chglvl: ORIGINAL
dteisu: 19930607
dstsys: Jeff Fisher, Integration Manager, USAF CALS Test Bed, HQ AFMC (I)/ENCT, Techno
4027 Col. Glenn Highway, Dayton, OH 45431-1601
dstdocid: STPRO25.2.5
dstrelid: NONE
dtetrm: 19930622
dlvacc: NONE
filcnt: T1, H1, G1, C1, Q1, R1
ttlcls: UNCLASSIFIED
doccls: UNCLASSIFIED
doctyp: DIRECTIVE
docttl: Test of local directives

<<<< PART OF LOG FILE REMOVED HERE >>>>

Evaluating numbering scheme...
No errors were encountered during numbering scheme evaluation.
Numbering scheme evaluation complete.

Checking file count...
No errors were encountered during file count verification.
File Count verification complete.

No errors were encountered in Document D002.

No errors were encountered in this File Set.

MIL-STD-1840A File Set Evaluation Complete.

10. Appendix B - Detailed IGES Analysis

10.1 File D002Q004

10.1.1 Parser/Verifier Log

```
*****
****  IGES PARSER/VERIFIER  ****
****      MARCH 1993      ****
****  IGES Data Analysis  ****
****      (708) 344-1815  ****
*****
```

Input file is /mnt/u129/Set020/D002/D002Q004_IGS

Checking conformance to CALS Class I (MIL-D-28000A 2/10/92)

Today is July 6, 1993 2:13 PM

```
*****
****  CHECK FILE SYNTAX  ****
*****
```

Section	Records
Start	7
Global	3
Directory	82 (41 Entities)
Parameter	192
Terminate	1

```
NITPICK 2489: Excess precision in real constant (3.57988857) for XS of D      3.
NITPICK 2489: Excess precision in real constant (3.8421068) for YS of D      3.
NITPICK 2489: Excess precision in real constant (-1.51611172) for Data.Pts[1].X
              of D      7.
NITPICK 2489: Messages regarding excess precision suppressed.
```

```
*****
****  SUMMARY AND STATISTICS  ****
*****
```

*** File and Product Name Information ***

File name from sender = 'Q004.iges'

File creation Date.Time = '930607.135403'
Model change Date.Time = ''
Author = 'tom'
Department = 'GRAPHICS'
Product name from sender = 'Q004.iges'
Destination product name = 'Q004.iges'

*** Parameter Delimiters ***

Delimiter = ','
Terminator = ';'

*** Originating System Data ***

System ID = 'ITDS CONVERTER: GEF_IGES'
Preprocessor version = '1.0'
Specification version = 6 (IGES 4.0)

*** Precision levels ***

Integer bits = 32
Floating point - Exponent = 38 Mantissa = 6
Double precision - Exponent = 308 Mantissa = 15

*** Global Model Data ***

Model scale = 1.0000E+00
Unit flag = 1
Units = 'IN'
Line weights = 3
Maximum line thickness = 1.000000E-02
Minimum line thickness = 3.333333E-03
Granularity = 1.000000E-03
Maximum coordinate = 2.954101E+00

Drafting standard applicable to original data is not specified.

*** Status Flag Summary ***

Blank status:	Visible	41
	Blanked	0
Independence:	Independent	39
	Physically Subordinate	0
	Logically Subordinate	2
	Totally Subordinate	0
Entity use:	Geometry	39

Annotation 2
 Definition 0
 Other 0
 Logical/Positional 0
 2D parametric 0
 Construction geometry 0
 Not Specified 0

Hierarchy: Structure DE applies 0
 Subordinate DE applies 41
 Hierarchy property applies 0
 Not Specified 0

*** Entity Occurrence Counts ***

Entity	Form	Level	Count	Type
-----	-----	-----	-----	-----
106	11	0	24	Copious data - Piecewise planar, linear string(2D
106	63	0	8	Simple closed planar curve
110	0	0	6	Line
404	0	0	1	Drawing
406	16	0	1	Property - Drawing size
410	0	0	1	View - Orthographic parallel

*** Entity Count by Level ***

Level	Count
0	41

*** Labeling Information ***

0% of the entities are labeled.

Unlabeled	41
-----------	----

*** Line Fonts Used in Data ***

100	102	104	106	108	110	112	114	
-	-	-	-	-	-	-	-	Undefined
-	-	-	32	-	6	-	-	Solid
-	-	-	-	-	-	-	-	Dashed
-	-	-	-	-	-	-	-	Phantom
-	-	-	-	-	-	-	-	Center-line
-	-	-	-	-	-	-	-	Dotted
-	-	-	-	-	-	-	-	User defined

<<<<< PART OF LOG FILE REMOVED HERE >>>>>

*** Line Widths Used in Data ***

Weight	Count	Width
Defaulted	31	(0.0033)
2	10	(0.0067)

*** Colors Used in Data ***

Defaulted	3
Red	8
Green	30

***** ENTITY ANALYSIS *****

*** Entity type: 106

*** Entity type: 110

-- 6 lines averaging 1.362447E-01 units --

*** Entity type: 404

Drawing at D 5 contains 1 views.

Drawing at D 5 contains 0 annotation entities.

WARNING 2492: Undefined line font value (0) specified for D 5.

*** Entity type: 406

WARNING 2492: Undefined line font value (0) specified for D 3.

*** Entity type: 410

Scale of view at D 1 is 1.000000E+00.

Orthographic View entity at D 1 has 0 clipping planes specified.

XMIN = Not Set XMAX = Not Set

YMIN = Not Set YMAX = Not Set

ZMIN = Not Set ZMAX = Not Set

WARNING 2492: Undefined line font value (0) specified for D 1.

*** Message Summary ***


2038: 3 Invalid Line font values.

*** Error Summary ***

0 fatal errors
0 severe errors
0 errors
3 warnings
0 cautions
842 nitpicks
0 notes

*** End of Analysis of /mnt/u129/Set020/D002/D002Q004_IGS ***

10.1.2 Output IGESView



11. Appendix C - Detailed SGML Analysis

11.1 Exoterica Validator exl Parser

SGML file set two.

```
<!-- Entity has no name, system id or public id in formal file -->.
<!-- **Warning**:  
  An element with mixed content should permit data characters ("PCDATA")  
  everywhere.  
  The element being declared is "ENTRY".  
  (((#PCDATA|xref|change|emphasis|hcp|hci|ocp|  
    ^^^^^^  
-->  
<!-- **Warning**:  
  An element with mixed content should permit data characters ("PCDATA")  
  everywhere.  
  The element being declared is "NOTICE".  
  (((#PCDATA|xref|change|emphasis|hcp|hci|ocp|  
    ^^^^^^  
-->  
<!-- **Warning** in "9367-2.sgm", line 428:  
  An element with mixed content should permit data characters ("PCDATA")  
  everywhere.  
  The element being declared is "RESULT".  
  <!ELEMENT result      - o (%text;,faultcode?)>  
                                     /\br/>-->  
<!-- **Warning** in "9367-2.sgm", line 629:  
  There is no element with an IDREF or IDREFS attribute value equal to a  
  specified ID value.  
  The unreferenced ID attribute value is "X0".  
-->  
<!-- 4 warnings reported. -->
```

12. Appendix D - Detailed Raster Analysis

12.1 File D002R003

12.1.1 Output IGESView for Windows

U.S. ARMY MATERIEL COMMAND U.S. ARMY MISSILE COMMAND REDSTONE ARSENAL, ALABAMA			PARTS LIST		PL 10677287 CODE IDENTIFICATION NO. 18876				
TITLE OSCILLATOR,VOLTAGE CONTROLLED-COHO-A3A13			USAMCOM EQ 63343	DATE 16 NOV 70	REV	SHEET 3 OF			
FIG. NO.	PART OR IDENTIFICATION NO.	DRAWING OR SPECIFICATION NO.	NOMENCLATURE	QUANTITY	P.	M.	EFFECTIVITY		NOTES OR REMARKS
							FROM	TO	
	10181751-207	10181751	RESISTOR						
	10181751-208	10181751	RESISTOR						
	10181751-209	10181751	RESISTOR						
	10181751-210	10181751	RESISTOR						
	10181751-211	10181751	RESISTOR						
	10181751-212	10181751	RESISTOR						
	10181751-213	10181751	RESISTOR						
	10181751-214	10181751	RESISTOR						
	10181751-215	10181751	RESISTOR						
2	10181752-261	10181752	RESISTOR	1					
3	10181752-357	10181752	RESISTOR	1					
4	10181751-147	10181751	RESISTOR	2					
5	10180306-239	10180306	RESISTOR	2					
6	10181751-133	10181751	RESISTOR	1					
7	10181751-166	10181751	RESISTOR	1					
8	10180328-418	10180328	RESISTOR	1					
9	10181752-285	10181752	RESISTOR	1					
10	10181752-298	10181752	RESISTOR	1					
11	10181752-306	10181752	RESISTOR	1					
12	10181752-297	10181752	RESISTOR	1					
13	10181752-289	10181752	RESISTOR	1					
14	10181752-271	10181752	RESISTOR	1					
15	10181752-310	10181752	RESISTOR	1					
16	10181751-55	10181751	RESISTOR	1					
	10181751-1	10181751	RESISTOR						
	10181751-2	10181751	RESISTOR						
	10181751-3	10181751	RESISTOR						
	10181751-4	10181751	RESISTOR						
	10181751-5	10181751	RESISTOR						
	10181751-6	10181751	RESISTOR						

13. Appendix E - Detailed CGM Analysis

13.1 File D002C002

13.1.1 Parser Log MetaCheck

MetaCheck Version 2.05 -- CGM/MIL-D-28003 Conformance Analyzer
Copyright 1988-91 CGM Technology Software
Execution Date: 07/06/93 Time: 14:14:45

Metafile Examined : i:\9367\c202.cgm

Pictures Examined : All

Elements Examined : All

Bytes Examined : All

=====
===== Trace Report =====

Tracing not selected.

=====
===== CGM Conformance Violation Report =====

No Errors Detected

=====
===== CALS CGM Profile (MIL-D-28003) Report =====

No profile discrepancies detected.

=====
===== Conformance Summary Report =====

MetaCheck Version 2.05 -- CGM/MIL-D-28003 Conformance Analyzer
Copyright 1988-91 CGM Technology Software
Execution Date: 07/06/93 Time: 14:14:47

Name of CGM under test: i:\9367\c202.cgm

Encoding : Binary

Pictures Examined : All

Elements Examined : All

Bytes Examined : All

BEGIN METAFILE string : "C002.cgm"

METAFILE DESCRIPTION : "NORTHROP B2 ITDS GEF, MIL-D-28003/BASIC-1"

Picture 1 starts at octet offset 200; string contains: "Picture 1"

Conformance Summary : This file conforms to the CGM specification.
This file meets the CALS CGM Profile (MIL-D-28003).






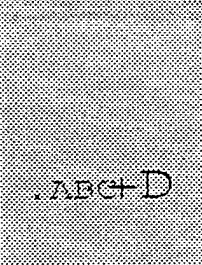









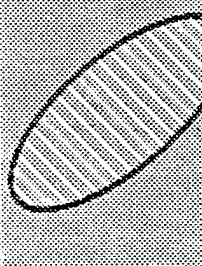

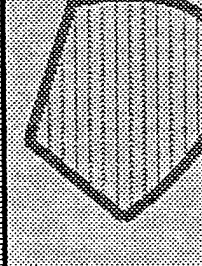

Summary of Testing Performed and Errors Found:

1 Pictures Tested
272 Elements Tested
3978 Octets Tested

```
=====
|   No Errors Were Detected   |
=====
```

===== End of Conformance Report =====

13.1.3 Output CADleaf

 <p>(1) POLYLINE</p>	 <p>(2) DISJOINT POLYLINE</p>	 <p>(3) POLYMARKER</p>	 <p>(4) TEXT</p>	 <p>(5) RESTRICTED TEXT</p>	 <p>(6) APPEND TEXT</p>
 <p>(7) POLYGON</p>	 <p>(8) POLYGON SET</p>	 <p>(9) CELL ARRAY</p>	 <p>(11) RECTANGLE</p>	 <p>(12) CIRCLE</p>	 <p>(13) CIRCULAR ARC 3 POINT</p>
 <p>(14) CIRCULAR ARC 3 POINT CLOSE</p>	 <p>(15) CIRCULAR ARC CENTRE</p>	 <p>(16) CIRCULAR ARC CENTRE CLOSE</p>	 <p>(17) ELLIPSE</p>	 <p>(18) ELLIPTICAL ARC</p>	 <p>(19) ELLIPTICAL ARC CLOSE</p>
<p>LINE TYPE</p> 				<p>CALS TEST NETWORK MIL-D-28003 Computer Graphics Metafile File: CTN-01RD, 91-10-03</p>	