



CALS TEST NETWORK

AFCTN Test Report 93-050

AFCTB-ID
93-037




Technical Publication Transfer

Using:



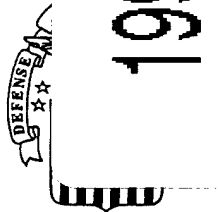
Cubic Defense Systems' Data



MIL-R-28002A (Raster)



Quick Short Test Report



19960822 128

17 April 1993

DISTRIBUTION STATEMENT II
Approved for public release;
Distribution Unlimited



Prepared for

Electronic Systems Center

DTIC QUALITY INSPECTED 3

DISCLAIMER NOTICE



THIS DOCUMENT IS BEST QUALITY AVAILABLE. THE COPY FURNISHED TO DTIC CONTAINED A SIGNIFICANT NUMBER OF PAGES WHICH DO NOT REPRODUCE LEGIBLY.

AFCTN Test Report
93-050

AFCTB-ID
93-037

Technical Publication Transfer

Using:

Cubic Defense Systems' Data

MIL-R-28002A (Raster)

Quick Short Test Report

17 April 1993

Prepared By

Air Force CALS Test Bed
Wright-Patterson AFB, OH 45433

AFCTB Contact

Gary Lammers
(513) 427-2295

AFCTN Contact

Mel Lammers
(513) 427-2295

DISCLAIMER

This document was prepared as an account of work sponsored by the Air Force. Neither the United States Government or the Air Force nor any of their employees, makes any warranty, express or implied, or assumes any legal liability or responsibility for the accuracy, completeness, or usefulness of any information, apparatus, product, or process disclosed, or represents that its use would not infringe privately owned rights. Reference herein to any specific commercial products, process, or service by trade name, trademark, manufacturer, or otherwise, does not necessarily constitute or imply its endorsement, recommendation, or favoring by the United States Government or the Air Force. The views and opinions of authors expressed herein do not necessarily state or reflect those of the United States Government or the Air Force, and shall not be used for advertising or product endorsement purposes.

Available to the public from the
National Technical Information Service
U.S. Department of Commerce
5285 Port Royal Rd.
Springfield, VA 22161

This report and those involved in its preparation do not endorse any product, process, or company stated herein. Use of these means by anyone does not imply certification by the Air Force CALS Test Network (AFCTN).

Contents

1.	Introduction.....	1
1.1.	Background.....	1
1.2.	Purpose.....	2
2.	Test Parameters.....	3
3.	1840A Analysis.....	5
3.1.	External Packaging.....	5
3.2.	Transmission Envelope.....	5
3.2.1.	Tape Formats.....	5
3.2.2.	Declaration and Header Fields.....	6
4.	IGES Analysis.....	6
5.	SGML Analysis.....	6
6.	Raster Analysis.....	6
7.	CGM Analysis.....	7
8.	Conclusions and Recommendations.....	8
9.	Appendix A - Tapetool Report Logs.....	9
9.1.	Tape Catalog.....	9
9.2.	Tape Evaluation Log.....	11
9.3.	Tape File Set Validation Log.....	15
10.	Appendix B - Detailed Raster Analysis.....	16
10.1.	File D001R001.....	16
10.1.1.	validg4 Error Log.....	16
10.1.2.	Output HiJaak for Windows.....	17

10.1.3. Output IGESView.....	18
10.2. File D006R003.....	19
10.2.1. validg4 Error Log.....	19
10.2.2. Output HiJaak for Windows.....	20
10.2.3. Output IGESView.....	21
10.3. Output HiJaak/Ventura Publisher.....	22
10.3.1. Files 1R001, 1R002, 1R003, & 1R004.....	22
10.3.2. Files 1R005, 1R006, 1R007, & 2R001.....	23
10.3.3. Files 2R002, 2R003, 2R004, & 2R005.....	24
10.3.4. Files 2R006, 3R001, 4R001, & 5R001.....	25
10.3.5. Files 6R001, 6R002, 6R003, & 6R004.....	26

1. Introduction

1.1 Background

The Department of Defence (DoD) Air Force Continuous Acquisition and Life-Cycle Support (CALs) Test Network (AFCTN) is conducting tests of the military standard for the Automated Interchange of Technical Information, MIL-STD-1840A, and its companion suite of military specifications. The AFCTN is a DoD sponsored confederation of voluntary participants from industry and government managed by the Electronic Systems Center (ESC).

The primary objective of the AFCTN is to evaluate the effectiveness of the CALs standards for technical data interchange and to demonstrate the technical capabilities and operational suitability of those standards. Two general categories of tests are performed to evaluate the standards; formal and informal.

Formal tests are large and comprehensive, which follow a written test plan, require specific authorization from the DoD, and may take months to prepare, execute, and report.

Informal tests are quick and short, used by the AFCTN technical staff, to broaden the testing base. They include representative samples of the many systems and applications used by AFCTN participants. They also allow the AFCTN staff to gain feedback from many industry and government interpretations of the standards, to increase the base of participation in the CALs initiative, and respond to the many requests for help that come from participants. Participants take part voluntarily, benefit by receiving an evaluation of their latest implementation (interpretation) of the standards, interact with the AFCTN technical staff, gain experience using the standards, and develop increased confidence in them. The results of informal tests are reported in Quick Short Test Reports (QSTRs) that briefly summarize the standard(s) tested, the hardware and software used, the nature of the test, and the results.

1.2 Purpose

The purpose of the informal test, reported in this QSTR, was to analyze Cubic Defense Systems' interpretation and use of the CALS standards in transferring technical Raster publication data. Cubic Defense Systems used its CALS Technical Data Interchange System to produce data, in accordance with the standards, and delivered it to the AFCTN technical staff on a 9-track magnetic tape.

2. Test Parameters

Test Plan: AFCTB 93-037

Date of Evaluation: 17 April 1993

Evaluator: George Elwood
Air Force CALS Test Bed
DET HQ ESC/ENCP
4027 Colonel Glenn Hwy
Suite 300
Dayton OH 45431-1672

Data Originator: Jay Aronson
ASC OL/YOAS
102 W D Ave Ste 300
Eglin AFB FL 32542-6808
(DSN) 872-9392 x325

Cubic Corporation
9333 Balboa Avenue
San Diego CA 92186-5587

Data Description: Technical Manual Test
6 Document Declaration files
20 Raster files

Data Source System: 1840

HARDWARE	Unknown
SOFTWARE	Unknown
Raster	
HARDWARE	Unknown
SOFTWARE	Unknown

Evaluation Tools Used:

MIL-STD-1840A (TAPE)

SUN 3/280

AFCTN Tapetool v1.2.8 UNIX

XSoft CAPS/CALS v40.4

Texas Instruments (TI) Tapetool v1.0.1

PC 486/50

AFCTN Tapetools v1.2.8 DOS

MIL-R-28002 (Raster)

SUN SparcStation 2

ArborText g42tiff

XSoft CAPS ccitt2caps v6.0x

AFCTN validg4

AFCTN calstb.475

IGES Data Analysis (IDA) IGESView v3.0

Island Graphics IslandPaint v3.0

Cheetah

Inset Systems HiJaak v2.1

Inset Systems HiJaak Window v1.0

Software Publishing Corporation

(SPC) Harvard Graphics v3.0

Corel Ventura Publisher

Standards

Tested:

MIL-STD-1840A

MIL-R-28002A

3. 1840A Analysis

3.1 External Packaging

The tape arrived at the Air Force CALS Test Bed (AFCTB) enclosed in a box in accordance with ASTM D 3951. The exterior of the box was not marked with the magnetic tape warning label, as required by MIL-STD-1840A, para. 5.3.1.3.

The tape was enclosed in a barrier bag as required by MIL-STD-1840A, para. 5.3.1.2. Inspection of the tape reel showed the label indicating the recording density, as required by MIL-STD-1840A, para. 5.3.1. A packing list, showing all files recorded on the tape, was not enclosed.

3.2 Transmission Envelope

The 9-track tape received by the AFCTB contained MIL-STD-1840A files. The files were named per the standard conventions.

3.2.1 Tape Formats

The tape was run through the AFCTN *Tapetool* v1.2.8 utility. Fifty-two errors and nine notes were encountered while evaluating the contents of the tape labels. All file names were ended with a period, which is not permitted by MIL-STD-1840A, para. 5.1.1.1.

The Document Declaration files were defined as fixed length files when they should have been "D" variable length. The expected block length was 260 when it was defined as 2048.

All 20 Raster files were reported with an incorrect Raster record size. The value should have been 128 when it was defined as 2048 on the tape.

See the Appendix for sample log files.

The tape was read using TI's *Tapetool*. The same errors were reported.

The tape was read using XSoft's CAPS *read1840A* utility. While no errors were reported, only the last document Raster files were saved. The XSoft utility creates sub-directories based on information in the CALS header. The NONE value in the header resulted in the files all being placed in the same sub-directory, over writing the previous files.

The physical structure of the tape did not meet the CALS MIL-STD-1840A requirements.

3.2.2 Declaration and Header Fields

Because of errors in the naming of the files, parsing the data files could not be completed.

4. IGES Analysis

No Initial Graphics Exchange Specification (IGES) files were included on this tape.

5. SGML Analysis

No Standard Generalized Markup Language (SGML) files were included on this tape.

6. Raster Analysis

The tape contained 20 Raster files. All files were evaluated using the AFCTN *validg4* utility. This program reported that files R201, 202, 203, 204, 205, 206, 301, 401, 501, 602, 603, and 604 were not valid CALS Raster files. The errors were traced to missing EOF file coding.

The files were read into the AFCTN Raster viewer *calstb.475*. The files defined above could be read into the program, although a core dump was noted. Nothing displayed on the screen for the noted files.

The AFCTB has several tools for viewing Raster files. These tools are not used to generate a pass/fail but to report how commercially available software can handle the files. Many of these products are used in the development of technical publications and are good indicators of usability. The use of these products is not an endorsement nor an indication of CALS capability. All operations were performed using the default settings.

The files were converted using Inset Systems' *HiJaak* without a reported error. The resulting files were read into Corel's *Ventura Publisher*, displayed and printed.

A sample of the files were read into IDA's *IGESView*, displayed and printed without a problem.

A sample of the files were read into Inset System's *HiJaak for Windows*, displayed and printed without a problem.

A sample of the files were converted using ArborText's *g42tiff* without a reported error. The resulting files were imported into Island Graphics' *IslandPaint* and displayed. When attempting to print the files, the system reset itself.

The Raster files do not meet the CALS MIL-R-28002A specification because of missing EOF coding.

7. CGM Analysis

No Computer Graphics Metafile (CGM) files were included on this tape.

8. Conclusions and Recommendations

In summary, the physical structure of the tape from Cubic Defense Systems had basic errors. The files were named with a period which is not permitted. The same file types were incorrect and record sizes were incorrect.

Most of the Raster files were reported as having errors. The errors were traced to missing EOF coding. This error was probably caused by writing the tape using incorrect block factors. The correct files were acceptable only because they happen to be the correct length. The Raster files do not meet the CALS MIL-R-28002A specification.

The tape from Cubic Defense Systems does not meet the CALS MIL-STD-1840A requirements.

9. Appendix A - Tapetool Report Logs

9.1 Tape Catalog

Air Force CALS Test Network Catalog Evaluation - Version 1.2; Release Number 8

Standards referenced:

- MIL-STD-1840A (1987) - Automated Interchange of Technical Information
- ANSI X3.27 (1987) - File Structure and Labeling of Magnetic Tapes
for Information Interchange
- ANSI X3.4 (1986) - Coded Character Sets - 7 Bit ASCII

Fri Apr 16 15:00:18 1993

MIL-STD-1840A File Catalog

File Set Directory: /cals/tapetool8/Set089

Page: 1

File Name	File Type	Record Format/ Length	Block Length/Total	Selected/ Extracted
D001.	Document Declaration	F/02048	02048/000001	Extracted
*** ERROR (MIL-STD-1840A; 5.1.1.1,5.1.3) - File name contains a punctuation character.				
Renaming file from => /cals/tapetool8/Set089/D001. to => /cals/tapetool8/Set089/D001				
*** ERROR (MIL-STD-1840A; 5.2.1.3) - Invalid Recording Format: Header => F, Expected => D				
*** NOTE (MIL-STD-1840A; 5.2.1.3) - Unexpected maximum variable record size encountered. Header => 2048, Expected => 260				
*** NOTE (ANSI X3.27; 8.5.2.6) - Record Length for Recording Format Type D shall be the maximum length of a Measured Data Unit (MDU).				
*** NOTE (ANSI X3.27; 7.2.3) - A variable length record shall be contained in an MDU. An MDU consists of a four byte Record Control Word (RCW) followed immediately by the variable record.				
*** NOTE (ANSI X3.4) - A Record Control Word shall consist of four characters that express the sum of the lengths of the RCW and the variable record.				

<<<< PART OF LOG FILE REMOVED HERE >>>>

D001R001.	Raster	F/02048	02048/000010	Extracted
-----------	--------	---------	--------------	-----------

*** ERROR (MIL-STD-1840A; 5.1.1.1,5.1.3) - File name contains
a punctuation character.
Renaming file from => /cals/tapetool8/Set089/D001R001.
to => /cals/tapetool8/Set089/D001R001
*** ERROR (MIL-STD-1840A; 5.2.1.6) - Invalid fixed record size encountered.
Header => 2048, Expected => 128

<<<<< PART OF LOG FILE REMOVED HERE >>>>>

D006R004. Raster F/02048 02048/000028
Extracted *** ERROR (MIL-STD-1840A; 5.1.1.1,5.1.3) - File name contains a
punctuation character.
Renaming file from => /cals/tapetool8/Set089/D006R004.
to => /cals/tapetool8/Set089/D006R004
*** ERROR (MIL-STD-1840A; 5.2.1.6) - Invalid fixed record size encountered.
Header => 2048, Expected => 128
Catalog Process terminated with 52 error(s), 0 warning(s), and 9 note(s).

9.2 Tape Evaluation Log

Air Force CALS Test Network Tape Evaluation - Version 1.2; Release Number 8
Standards referenced:

ANSI X3.27 (1987) - File Structure and Labeling of Magnetic Tapes
for Information Interchange

ANSI X3.4 (1986) - Coded Character Sets - 7 Bit ASCII

Fri Apr 16 14:59:55 1993

ANSI Tape Import Log

Allocating tape drive /dev/rmt0...

/dev/rmt0 allocated.

VOL1CAL501

3

Label Identifier: VOL1
Volume Identifier: CAL501
Volume Accessibility:
Owner Identifier:
Label Standard Version: 3

HDR1D001. CAL50100010001000100 93084 93084 000000DECFILE11A

Label Identifier: HDR1
File Identifier: D001.
File Set Identifier: CAL501
File Section Number: 0001
File Sequence Number: 0001
Generation Number: 0001
Generation Version Number: 00
Creation Date: 93084
Expiration Date: 93084
File Accessibility:
Block Count: 000000
Implementation Identifier: DECFILE11A

HDR2F0204802048

M

00

Label Identifier: HDR2
Recording Format: F
Block Length: 02048
Record Length: 02048
Offset Length: 00

Creation Date: 93084
Expiration Date: 93084
File Accessibility:
Block Count: 000000
Implementation Identifier: DECFILE11A

HDR2F0204802048 M 00

Label Identifier: HDR2
Recording Format: F
Block Length: 02048
Record Length: 02048
Offset Length: 00

***** Tape Mark *****

Actual Block Size Found = 2048 Bytes.

Number of data blocks read = 28.

***** Tape Mark *****

EOF1D006R004. CALS0100010026000100 93084 93084 000028DECFILE11A

Label Identifier: EOF1
File Identifier: D006R004.
File Set Identifier: CALS01
File Section Number: 0001
File Sequence Number: 0026
Generation Number: 0001
Generation Version Number: 00
Creation Date: 93084
Expiration Date: 93084
File Accessibility:
Block Count: 000028
Implementation Identifier: DECFILE11A

EOF2F0204802048 M 00

Label Identifier: EOF2
Recording Format: F
Block Length: 02048
Record Length: 02048
Offset Length: 00

***** Tape Mark *****

***** Tape Mark *****

End of Volume CALS01

End Of Tape File Set

Deallocating /dev/rmt0...

Tape Import Process terminated with 0 error(s), 0 warning(s),
and 0 note(s).

9.3 Tape File Set Validation Log

Air Force CALS Test Network File Set Evaluation - Version 1.2; Release Number 8
Standards referenced:

MIL-STD-1840A (1987) - Automated Interchange of Technical Information
MIL-R-28002 (1989) - Raster Graphics Representation In Binary
Format, Requirements For

Fri Apr 16 15:00:21 1993

MIL-STD-1840A File Set Evaluation Log

File Set: Set089

Found file: D001

Extracting Document Declaration Header Records...

*** ERROR (get_headers) - Maximum record length of
(= 256) exceeded in header record 1 of header file:
/cals/tapetool8/Set089/D001/D001_HDR.
It will be truncated from 258 to 256 characters.

*** ERROR (MIL-STD-1840A; 5.1) - Invalid number of header records.
Expected = 15; Records read = 1
from /cals/tapetool8/Set089/D001/D001_HDR.

*** I/O ERROR - MIL-STD-1840A Document Declaration Header Records
could not be extracted from
/cals/tapetool8/Set089/D001/D001_HDR

<<<<< PART OF LOG FILE REMOVED HERE >>>>>

A grand total of 6 error(s), 0 warning(s), and 0 note(s) were
encountered in this File Set.

MIL-STD-1840A File Set Evaluation Complete.

10. Appendix B - Detailed Raster Analysis

10.1 File D001R001

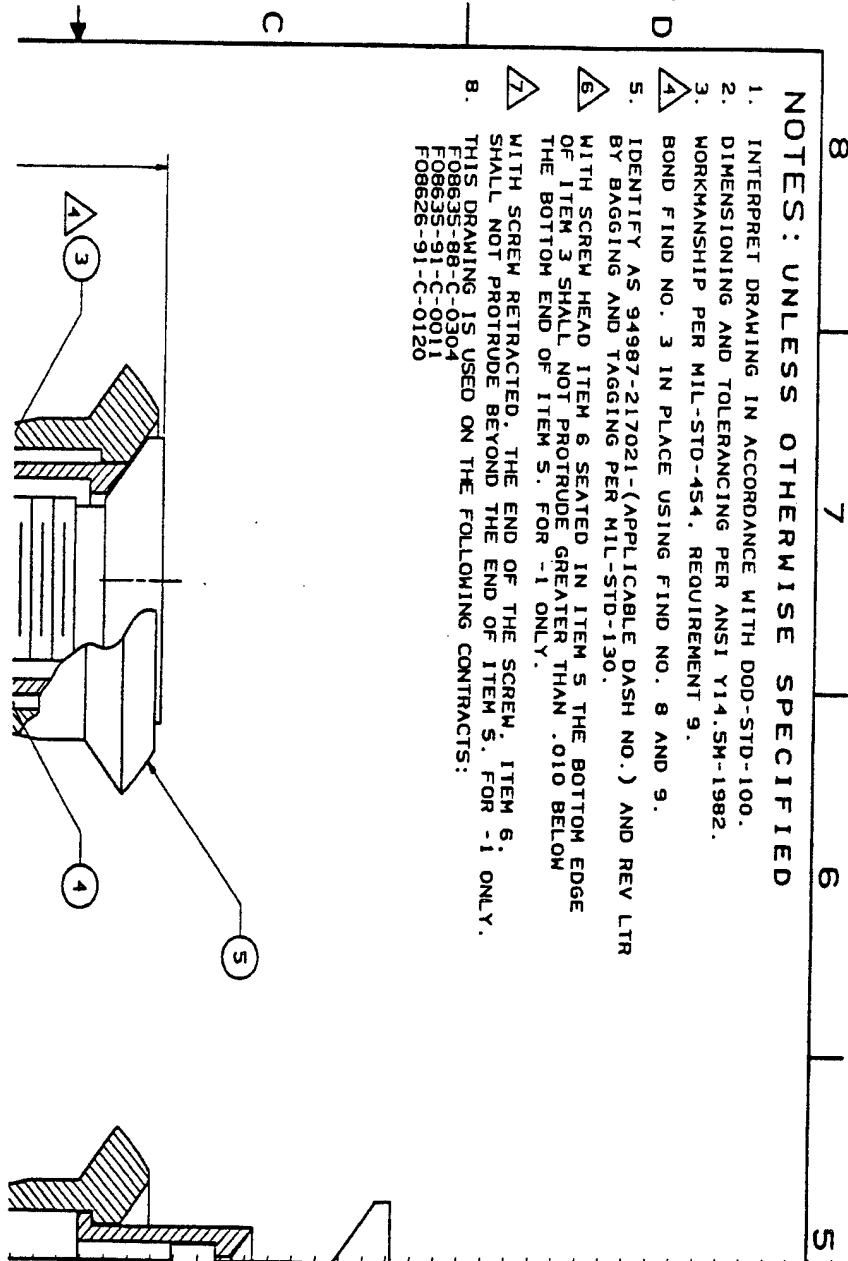
10.1.1 validg4 Error Log

density = 200
path length = 7168
scan lines = 4608
bit format = MSB

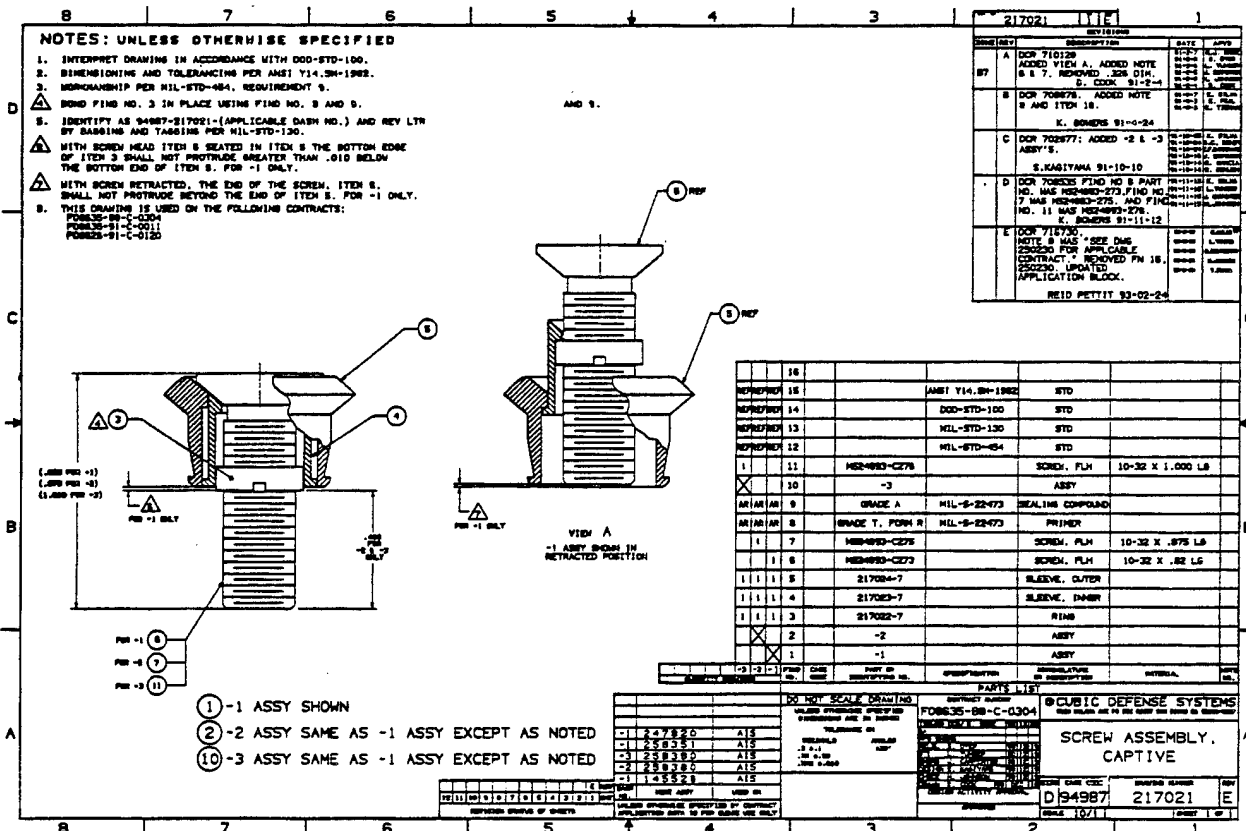
error, scan length exceeds pel count
s=4610 a0=0 bstop=7169 pos=-13462

file = D003R001

10.1.2 Output HiJaak for Windows



10.1.3 Output IGESView



10.2 File D006R003

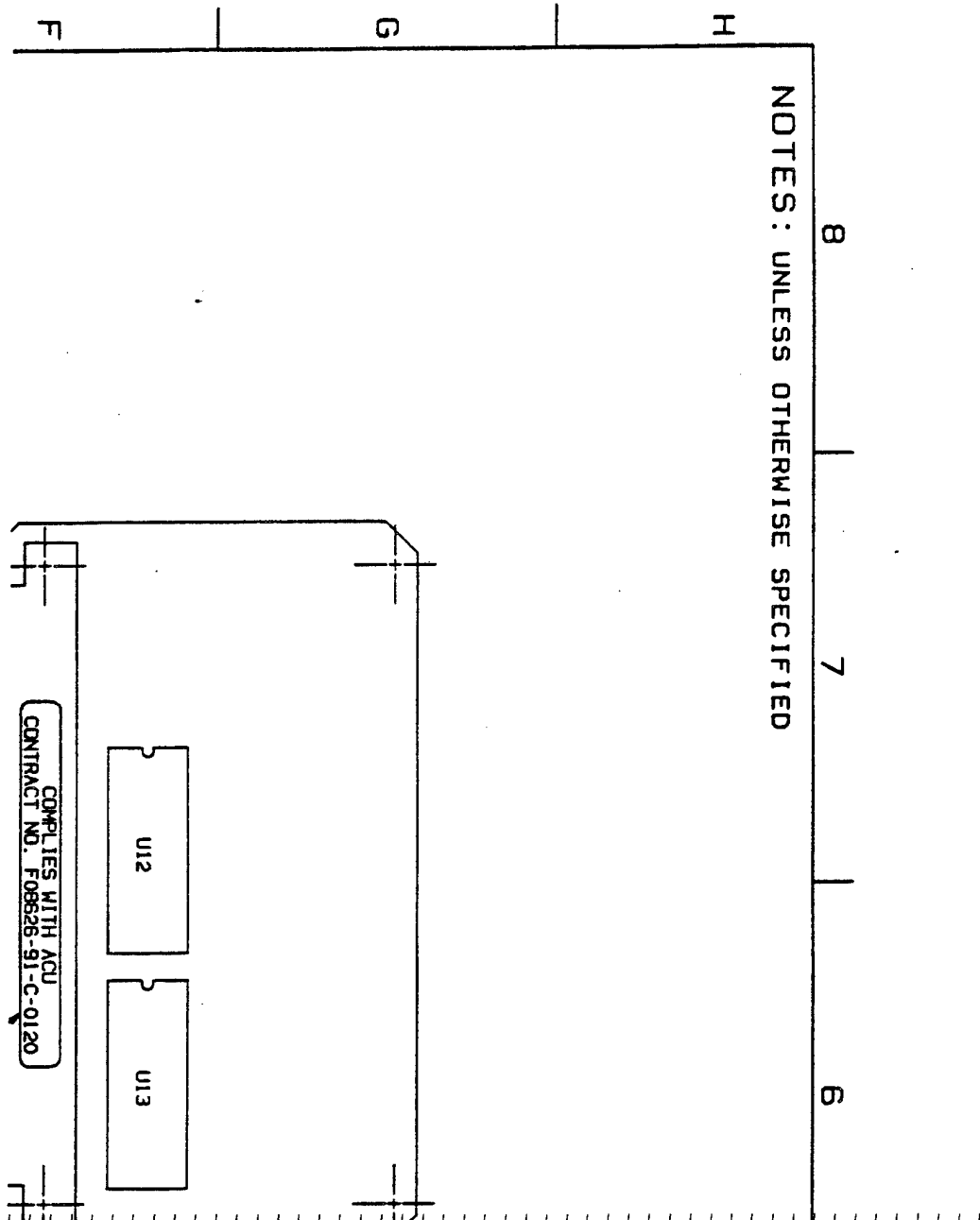
10.2.1 validg4 Error Log

density = 200
path length = 9216
scan lines = 7168
bit format = MSB

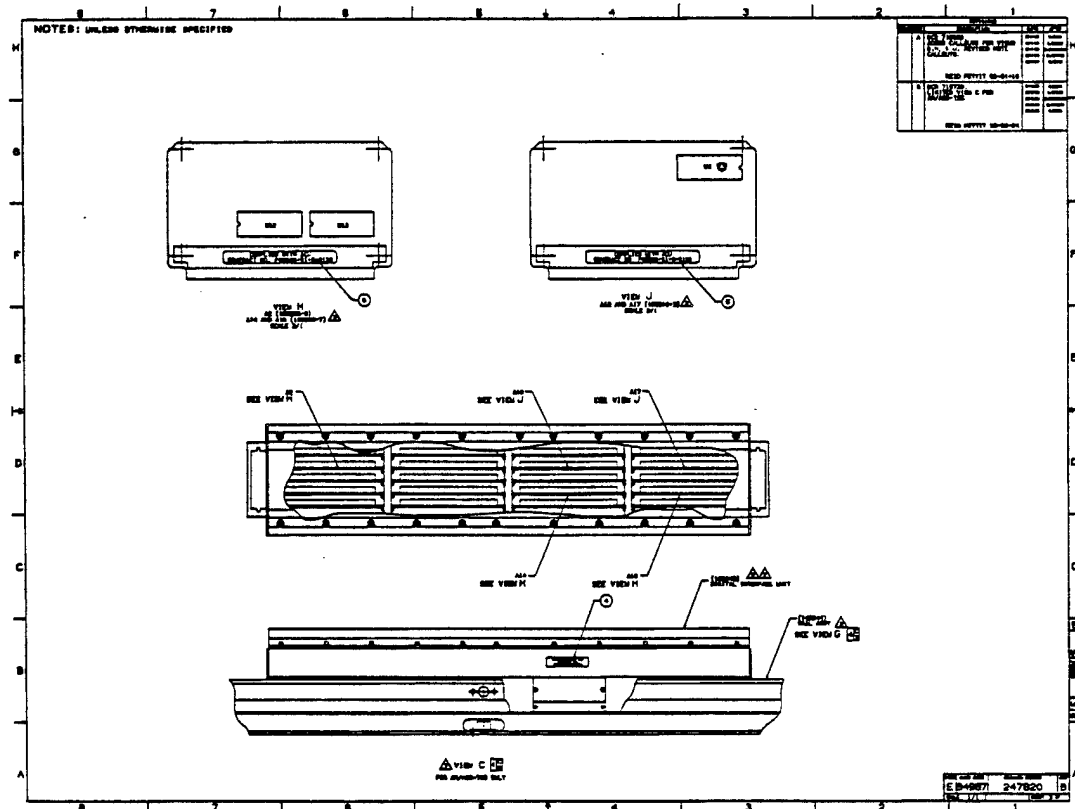
error, scan length exceeds pel count
s=7171 a0=0 bstop=9224 pos=1376

file = D006R003

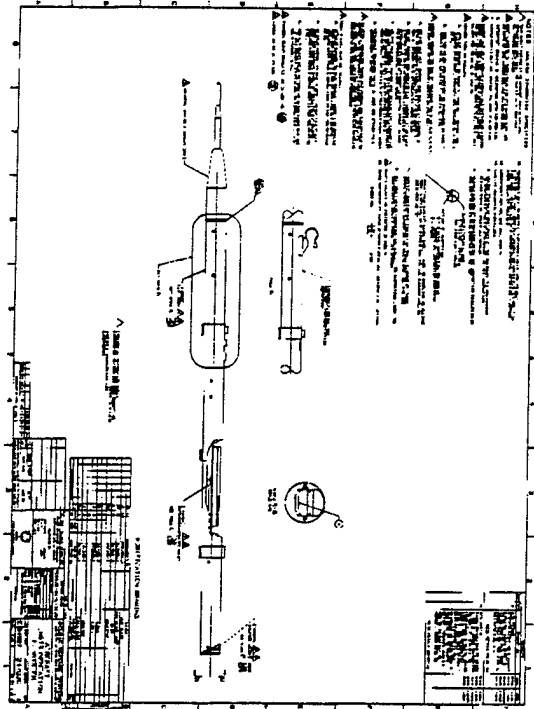
10.2.2 Output HiJaak for Windows



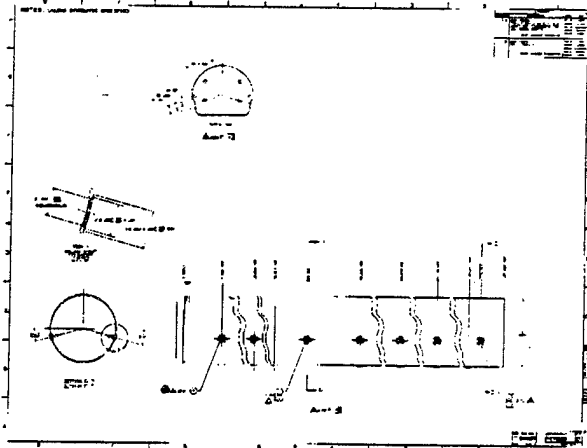
10.2.3 Output IGESView



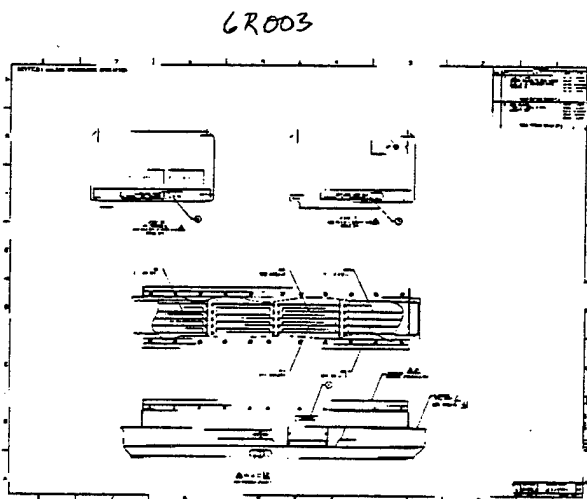
10.3.5 Files 6R001, 6R002, 6R003, and 6R004



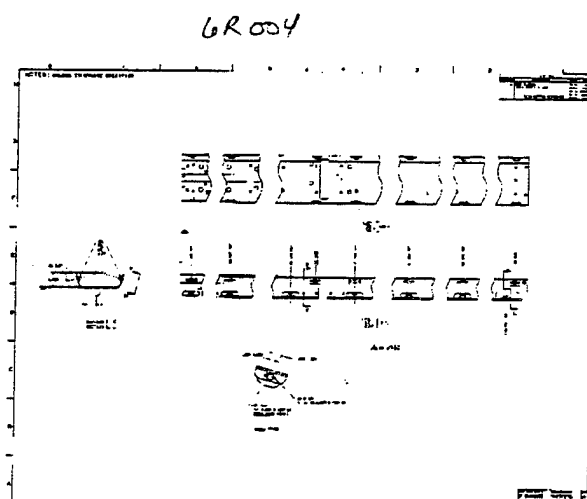
6R001



6R002



6R003



6R004