



CALS TEST NETWORK

AFCTN Test Report 93-075

AFCTB-ID
93-089




Technical Raster Transfer

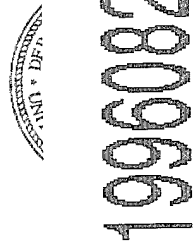
using:



Cubic Defense Systems' Data

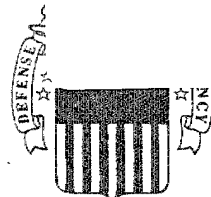


MIL-R-28002A (Raster)



Quick Short Test Report

18 September 1993



Prepared for

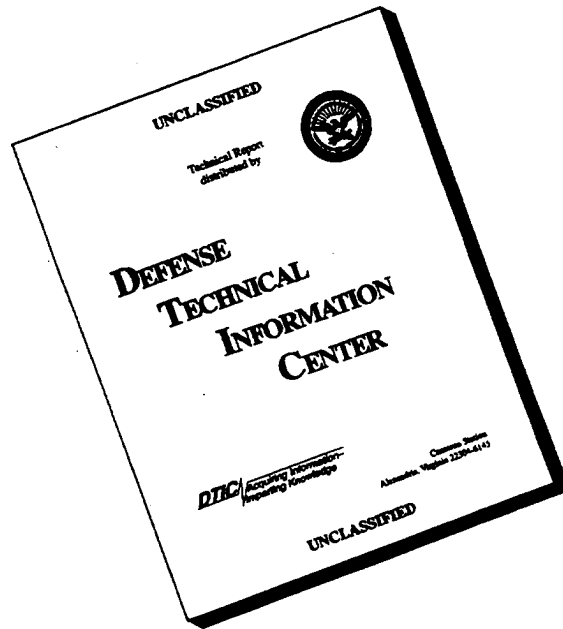
Electronic Systems Center

QUALITY INSPECTED

DISTRIBUTION STATEMENT A
Approved for public release;
Distribution Unlimited



DISCLAIMER NOTICE



THIS DOCUMENT IS BEST QUALITY AVAILABLE. THE COPY FURNISHED TO DTIC CONTAINED A SIGNIFICANT NUMBER OF PAGES WHICH DO NOT REPRODUCE LEGIBLY.

AFCTN Test Report
93-075

AFCTB-ID
93-089

Technical Raster Transfer
Using:
Cubic Defense Systems' Data

MIL-R-28002A (Raster)

Quick Short Test Report

18 September 1993

Prepared By

Air Force CALS Test Bed
Wright-Patterson AFB, OH 45433

AFCTB Contact

Gary Lammers
(513) 427-2295

AFCTN Contact

Mel Lammers
(513) 427-2295

DTIC QUALITY INSPECTED 3

DISCLAIMER

This document was prepared as an account of the work sponsored by the Air Force. Neither the United States Government, the Air Force, nor any of their employees makes any warranty, express or implied, or assumes any legal liability or responsibility for the accuracy, completeness, or usefulness of any information, apparatus, product, or process disclosed, nor represents that its use would not infringe on privately owned rights. Reference herein to any specific commercial products, process, or service by trade name, trademark, manufacturer, or otherwise, does not necessarily constitute or imply its endorsement, recommendation, or favoring by the United States Government or the Air Force. The views and opinions of authors expressed herein do not necessarily state or reflect those of the United States Government or the Air Force, and shall not be used for advertising or product endorsement purposes.

Available to the public from the
National Technical Information Service
U.S. Department of Commerce
5285 Port Royal Road
Springfield, VA 22161

This report and those involved in its preparation do not endorse any product, process, or company stated herein. Use of these means by anyone does not imply certification by the Air Force Air Force CALS Test Network (AFCTN).

Contents

| | | |
|---------|--|----|
| 1. | Introduction..... | 1 |
| 1.1. | Background..... | 1 |
| 1.2. | Purpose..... | 2 |
| 2. | Test Parameters..... | 3 |
| 3. | 1840A Analysis..... | 5 |
| 3.1. | External Packaging..... | 5 |
| 3.2. | Transmission Envelope..... | 5 |
| 3.2.1. | Tape Formats..... | 5 |
| 3.2.2. | Declaration and Header Fields..... | 6 |
| 4. | IGES Analysis..... | 6 |
| 5. | SGML Analysis..... | 6 |
| 6. | Raster Analysis..... | 7 |
| 7. | CGM Analysis..... | 8 |
| 8. | Conclusions and Recommendations..... | 9 |
| 9. | Appendix A - Tapetool Report Logs..... | 10 |
| 9.1. | Tape Catalog..... | 10 |
| 9.2. | Tape Evaluation Log..... | 12 |
| 9.3. | Tape File Set Validation Log..... | 14 |
| 9.4. | Other Tape Reading Logs..... | 15 |
| 10. | Appendix D - Detailed Raster Analysis..... | 16 |
| 10.1. | File D003R001..... | 16 |
| 10.1.1. | Output HiJaak for Pro..... | 16 |

| | |
|------------------------------|----|
| 10.1.2. Output IGESView..... | 17 |
| 10.1.3. Output Preview..... | 18 |

1. Introduction

1.1 Background

The Department of Defense (DoD) Air Force Continuous Acquisition and Life-Cycle Support (CALs) Test Network (AFCTN) is conducting tests of the military standard for the Automated Interchange of Technical Information, MIL-STD-1840A, and its companion suite of military specifications. The AFCTN is a DoD sponsored confederation of voluntary participants from industry and government managed by the Electronic Systems Center (ESC).

The primary objective of the AFCTN is to evaluate the effectiveness of the CALs standards for technical data interchange and to demonstrate the technical capabilities and operational suitability of those standards. Two general categories of tests are performed to evaluate the standards; formal and informal.

Formal tests are large and comprehensive, which follow a written test plan, require specific authorization from the DoD, and may take months to prepare, execute, and report.

Informal tests are quick and short, used by the AFCTN technical staff, to broaden the testing base. They include representative samples of the many systems and applications used by AFCTN participants. They also allow the AFCTN staff to gain feedback from many industry and government interpretations of the standards, to increase the base of participation in the CALs initiative, and respond to the many requests for help that come from participants. Participants take part voluntarily, benefit by receiving an evaluation of their latest implementation (interpretation) of the standards, interact with the AFCTN technical staff, gain experience using the standards, and develop increased confidence in them. The results of informal tests are reported in Quick Short Test Reports (QSTRs) that briefly summarize the standard(s) tested, the hardware and software used, the nature of the test, and the results.

1.2 Purpose

The purpose of the informal test, reported in this QSTR, was to analyze Cubic Defense System's interpretation and use of the CALS standards, in transferring technical Raster data. Cubic Defense Systems used its CALS Technical Data Interchange System to produce data, in accordance with the standards, and delivered it to the AFCTN technical staff on a 9-track magnetic tape.

2. Test Parameters

Test Plan: AFCTB 93-089

Date of Evaluation: 18 September 1993

Evaluator: George Elwood
Air Force CALS Test Bed
DET 2 HQ ESC/ENCP
4027 Colonel Glenn Hwy
Suite 300
Dayton OH 45431-1672

Data Originator: John Akin
Cubic Defense Systems
9333 Balboa Avenue
San Diego CA 92186-5587
(619) 277-6780 X 2785

Data Description: Technical Raster Test
3 Document Declaration files
14 Raster files

Data Source System: 1840

HARDWARE

SOFTWARE Unknown

Unknown

Raster

HARDWARE

SOFTWARE Unknown

Unknown

Evaluation Tools Used:

MIL-STD-1840A (TAPE)

SUN 3/280

AFCTN Tapetool v1.2.10 UNIX

XSoft CAPS/CALS v40.4

PC 486/50

AFCTN Tapetool v1.2.10 DOS

MIL-R-28002 (Raster)

SUN SparcStation 2

ArborText g42tiff

Carberry CADLeaf Plus v3.1

AFCTN validg4

AFCTN calstb.475

AFCTN xrastb.sun4

IGES Data Analysis (IDA) IGESView v3.0

Island Graphics IslandPaint v3.0

PC 486/50

IDA IGESView Windows

Inset Systems HiJaak Window v1.0

Standards

Tested:

MIL-STD-1840A

MIL-R-28002A

3. 1840A Analysis

3.1 External Packaging

The tape arrived at the Air Force CALS Test Bed (AFCTB) enclosed in a box in accordance with ASTM D 3951. The exterior of the box was marked with a magnetic tape warning label, as required by MIL-STD-1840A, para. 5.3.1.3.

The tape was enclosed in barrier sheet material as required by MIL-STD-1840A, para. 5.3.1.2. Inspection of the tape reel showed the label indicating the recording density, as required by MIL-STD-1840A, para. 5.3.1. Enclosed in the box was a packing list showing all files recorded on the tape.

3.2 Transmission Envelope

The 9-track tape received by the AFCTB contained MIL-STD-1840A files. The files were named per the standard conventions.

3.2.1 Tape Formats

The tape was run through the AFCTN *Tapetool v1.2.10* utility. No errors were encountered while evaluating the contents of the tape labels.

A note was reported on the tape label version. MIL-STD-1840A permits the use of both version three and four. The use of the most current standard should be used and noted.

The tape was read using the XSoft *CAPS read1840A* utility. Because of errors in the Raster header files, XSoft's tool quit reading the tape after the first reported error.

3.2.2 Declaration and Header Fields

No errors were found in the Document Declaration file. The CALS data file headers in the first two documents were bad. What appears to be stray characters were inserted into the header which caused several software tools to report errors. File D003R001 was correct. Shown below is the header file from D001R001. The headers varied between files but this is typical of the results.

```
srcdocid: NONE  
figid: 0J ákæSF|0  
srcgph: NONE  
doccls: NONE  
røñ ù | ±■σú ∫+~δ|πΔσ&|□□↓ kî = |r[> μmUUΔ áδr Ñ■] ?† i:■δ∫  
rorient: NONE  
rdensty: NONE  
notes: NONE
```

Because of errors in the Raster header files, this portion of the tape does not meet the CALS MIL-STD-1840A requirements.

4. IGES Analysis

The tape contained no Initial Graphics Exchange Specification (IGES) files.

5. SGML Analysis

No Standard Generalized Markup Language (SGML) files were included on this tape.

6. Raster Analysis

The tape contained 14 Raster files. All files were evaluated using the AFCTN *validg4* utility. This program reported all files, except D003R001, do not meet the CALS MIL-R28002A specification. This utility reported the errors in the CALS headers.

The files were read into the AFCTN *xrastb.sun4* viewing utility. All files, except D003R001, could not be viewed. This utility read the data in the CALS header and would not process the files because of missing data. File D003R001 could be read and viewed without a problem.

The AFCTB has several tools for viewing Raster files. These tools are not used to generate a pass/fail but to report how commercially available software can handle the files. Many of these products are used in the development of technical publications and are good indicators of usability. The use of these products is not an endorsement nor an indication of CALS capability. All operations were performed using the default settings.

The files were converted using ArborText's *g42tiff* utility without a reported error. The resulting files were read into Island Graphics' *IslandPaint* and displayed.

The Raster files were read into Carberry's *CADLeaf* software. This software reported errors in all files except D003R001. However, the software was able to read and display the images on the screen.

The files were read into IDA's *IGESView*. This software was able to read, display, and print the files. All files, except D003R001, were reported as having an error. *IGESView for Windows* read and displayed the files without a reported error.

All files, except D003R001, could not be read into Inset Systems' *HiJaak for Windows*. This software program reported that the files were invalid files of a different flavor.

Only file D003R001 could be converted using Rosetta Technologies' *Prepare* without a reported error. All of the

other files were reported as being in error and would not process. The resulting file from D003R001 was read into Preview, displayed, and printed.

The Raster files do not meet the CALS MIL-R-28002A specification because of errors in the header files. Software that looked at this data would not process the files.

7. CGM Analysis

The tape contained no Computer Graphics Metafile (CGM) files.

8. Conclusions and Recommendations

The tape from Cubic Defense Systems had no reported errors in physical structure. The header files of all but one of the Raster files contained bad data which prevented the files from passing the validation process. This portion of the tape does not meet the CALS MIL-STD-1840A requirements.

The errors with the Raster images are serious. The CALS header contained invalid data which caused several of the tools, available in the AFCTB, not to process the files. Software tools that do not check the CALS headers were able to read and display the files. All of Raster files, except D003R001, do not meet the CALS MIL-R-28002A specification.

The tape submitted by Cubic Defense Systems does not meet the CALS MIL-STD-1840A requirements.

9. Appendix A - Tapetool Report Logs

9.1 Tape Catalog

Air Force CALS Test Network Catalog Evaluation - Version 1.2; Release 10 (C)

Standards referenced:

MIL-STD-1840A (1987) - Automated Interchange of Technical Information

ANSI X3.27 (1987) - File Structure and Labeling of Magnetic Tapes
for Information Interchange

ANSI X3.4 (1986) - Coded Character Sets - 7 Bit ASCII

Sat Sep 18 10:10:17 1993

MIL-STD-1840A File Catalog

File Set Directory: /cals/u1210/Set017

Page:
1

| File Name Extracted | File Type | Record Format/ Selected/ Length | Block Length/Total |
|------------------------|----------------------|--|-----------------------|
| --- | | | |
| D001 Extracted | Document Declaration | D/00260 | 02048/000001 |
| D002 Extracted | Document Declaration | D/00260 | 02048/000001 |
| D003 Extracted | Document Declaration | D/00260 | 02048/000001 |
| D001R001 Extracted | Raster | F/00128 | 02048/000010 |
| D001R002 Extracted | Raster | F/00128 | 02048/000003 |
| D001R003 Extracted | Raster | F/00128 | 02048/000005 |
| D001R004 Extracted | Raster | F/00128 | 02048/000007 |
| D001R005 Extracted | Raster | F/00128 | 02048/000012 |

| | | |
|-----------|--------|----------------------|
| D001R006 | Raster | F/00128 02048/000013 |
| Extracted | | |
| D001R007 | Raster | F/00128 02048/000006 |
| Extracted | | |
| D002R001 | Raster | F/00128 02048/000015 |
| Extracted | | |
| D002R002 | Raster | F/00128 02048/000006 |
| Extracted | | |
| D002R003 | Raster | F/00128 02048/000007 |
| Extracted | | |
| D002R004 | Raster | F/00128 02048/000013 |
| Extracted | | |
| D002R005 | Raster | F/00128 02048/000006 |
| Extracted | | |
| D002R006 | Raster | F/00128 02048/000012 |
| Extracted | | |
| D003R001 | Raster | F/00128 02048/000058 |
| Extracted | | |

Catalog Process terminated normally.

9.2 Tape Evaluation Log

Air Force CALS Test Network Tape Evaluation - Version 1.2; Release 10 (C)
Standards referenced:

ANSI X3.27 (1987) - File Structure and Labeling of Magnetic Tapes
for Information Interchange

ANSI X3.4 (1986) - Coded Character Sets - 7 Bit ASCII

Sat Sep 18 10:10:04 1993

ANSI Tape Import Log

Allocating tape drive /dev/rmt0...

/dev/rmt0 allocated.

VOL1CAL501

3

Label Identifier: VOL1

Volume Identifier: CAL501

Volume Accessibility:

Owner Identifier:

Label Standard Version: 3

*** NOTE (ANSI X3.27; 8.3.1.8) - The Label Standard Version
should be 4 to represent the current level of ANSI X3.27.

HDR1D001 CAL50100010001000100 93253 93253 000000DECF11A

Label Identifier: HDR1

File Identifier: D001

File Set Identifier: CAL501

File Section Number: 0001

File Sequence Number: 0001

Generation Number: 0001

Generation Version Number: 00

Creation Date: 93253

Expiration Date: 93253

File Accessibility:

Block Count: 000000

Implementation Identifier: DECF11A

HDR2D0204800260

00

Label Identifier: HDR2

9.3 Tape File Set Validation Log

Air Force CALS Test Network File Set Evaluation - Version 1.2; Release 10 (C)

Standards referenced:

MIL-STD-1840A (1987) - Automated Interchange of Technical Information

Sat Sep 18 10:10:17 1993

MIL-STD-1840A File Set Evaluation Log

File Set: Set017

Found file: D001

Extracting Document Declaration Header Records...

Evaluating Document Declaration Header Records...

srcsys: CUBIC DEFENSE SYSTEMS INC. 9333 BALBOA AVE. SAN DIEGO, CA 92123
FSCM 94987

srcdocid: 1473045

srcrelid: NONE

chglvl: 3,3,19930308

dteis: 19770324

dstsys: AD/YIC

dstdocid: NONE

dstrelid: NONE

dtetrm: 19930908

dlvacc: A011R, E010R

filcnt: R7

ttlcls: UNCLASSIFIED

doccls: UNCLASSIFIED

doctyp: Document/Drawing List

docttl: ADHESIVE

Found file: D001R001

Extracting Raster Header Records...

Evaluating Raster Header Records...

MM

*** ERROR (MIL-STD-1840A; 5.1.4) - Colon missing in Raster header field.

*** NOTE - The header record will be given the value NONE.

*** NOTE - Correction made in new Raster Header File.

*** ERROR (MIL-STD-1840A; 5.1.4) - No field name or value given for 'dstdocid: '.

*** NOTE - The header record will be given the value NONE.

*** NOTE - Correction made in new Raster Header File.

←IL

*** ERROR (MIL-STD-1840A; 5.1.4) - Colon missing in Raster header field.

*** NOTE - The header record will be given the value NONE.

*** NOTE - Correction made in new Raster Header File.

* ΦyfêΣp4▷r←σfV1◀ 8-âA-◊*B>c<çûç_TÔ::h#68↓è_4Σ.¶||f ûC↓↔←dpLq!E*

9.4 Other Tape Reading Logs

```
/cals/caps/Bin/read1840A: --- Read declaration file 'D001      ' ---  
/cals/caps/Bin/read1840A: --- Read declaration file 'D002      ' ---  
/cals/caps/Bin/read1840A: --- Read declaration file 'D003      ' ---  
/cals/caps/Bin/read1840A: file error: expected 'srcdocid...', saw 'MM'
```


10.1.3 Output Preview

