



AFCTN Test Report 94-053

AFCTB-ID
93-105




Technical Raster Transfer

Using:



ASC/AMIS' Data




MIL-R-28002A (Raster)



Quick Short Test Report

24 November 1993



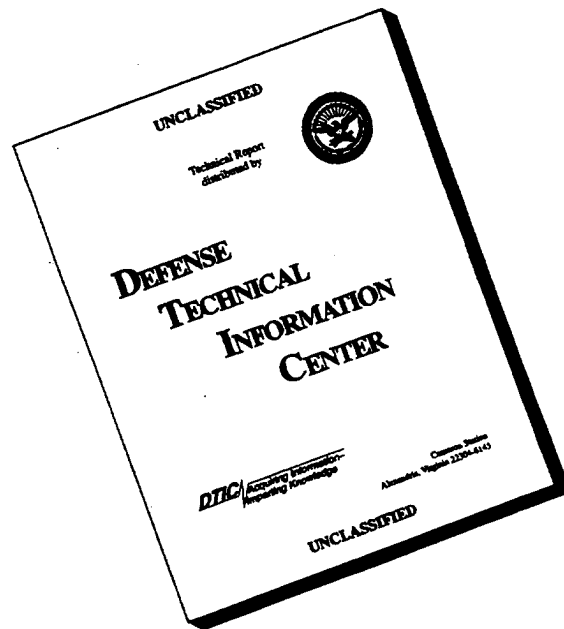
19960822 098



Prepared for
Electronic Systems Center
Det 2 HQ ESC/AV-2
4027 Colonel Glenn Hwy, Suite 300
Dayton, Ohio 45431-1672

DTIC QUALITY INSPECTED 3

DISCLAIMER NOTICE



THIS DOCUMENT IS BEST QUALITY AVAILABLE. THE COPY FURNISHED TO DTIC CONTAINED A SIGNIFICANT NUMBER OF PAGES WHICH DO NOT REPRODUCE LEGIBLY.

AFCTN Test Report
94-053

AFCTB-ID
93-105

Technical Raster Transfer

Using:

ASC/AMIS' Data

MIL-R-28002A (Raster)

Quick Short Test Report

24 November 1993

Prepared By

Air Force CALS Test Bed
Wright-Patterson AFB, OH 45433

AFCTB Contact

Gary Lammers
(513) 427-2295

AFCTN Contact

Mel Lammers
(513) 427-2295

DTIC QUALITY INSPECTED 3

DISCLAIMER

This document was prepared as an account of the work sponsored by the Air Force. Neither the United States Government, the Air Force, nor any of their employees makes any warranty, express or implied, or assumes any legal liability or responsibility for the accuracy, completeness, or usefulness of any information, apparatus, product, or process disclosed, nor represents that its use would not infringe on privately owned rights. Reference herein to any specific commercial products, process, or service by trade name, trademark, manufacturer, or otherwise, does not necessarily constitute or imply its endorsement, recommendation, or favoring by the United States Government or the Air Force. The views and opinions of authors expressed herein do not necessarily state or reflect those of the United States Government or the Air Force, and shall not be used for advertising or product endorsement purposes.

Available to the public from the
National Technical Information Service
U.S. Department of Commerce
5285 Port Royal Road
Springfield, VA 22161

This report and those involved in its preparation do not endorse any product, process, or company stated herein. Use of these means by anyone does not imply certification by the Air Force CALS Test Network (AFCTN).

Contents

| | | |
|---------|---|----|
| 1. | Introduction..... | 1 |
| 1.1. | Background..... | 1 |
| 1.2. | Purpose..... | 2 |
| 2. | Test Parameters..... | 3 |
| 3. | 1840A Analysis..... | 5 |
| 3.1. | External Packaging..... | 5 |
| 3.2. | Transmission Envelope..... | 5 |
| 3.2.1. | Tape Formats..... | 5 |
| 3.2.2. | Declaration and Header Fields..... | 6 |
| 4. | IGES Analysis..... | 6 |
| 5. | SGML Analysis..... | 6 |
| 6. | Raster Analysis..... | 6 |
| 7. | CGM Analysis..... | 7 |
| 8. | Conclusions and Recommendations..... | 8 |
| 9. | Appendix A - Tapetool Report Logs..... | 9 |
| 9.1. | Tape Catalog..... | 9 |
| 9.2. | Tape Evaluation Log..... | 10 |
| 9.3. | Tape File Set Validation Log..... | 12 |
| 10. | Appedix B - Detailed Raster Analysis..... | 16 |
| 10.1. | File D001R001..... | 16 |
| 10.1.1. | Output IGESView..... | 16 |

10.2. File D002R001.....17
 10.2.1. Output IGESView.....17
10.3. File D003R001.....18
 10.3.1. Output IGESView.....18

1. Introduction

1.1 Background

The Department of Defense (DoD) Air Force Continuous Acquisition and Life-cycle Support (CALs) Test Network (AFCTN) is conducting tests of the military standard for the Automated Interchange of Technical Information, MIL-STD-1840A, and its companion suite of military specifications. The AFCTN is a DoD sponsored confederation of voluntary participants from industry and government managed by the Electronic Systems Center (ESC).

The primary objective of the AFCTN is to evaluate the effectiveness of the CALs standards for technical data interchange and to demonstrate the technical capabilities and operational suitability of those standards. Two general categories of tests are performed to evaluate the standards; formal and informal.

Formal tests are large and comprehensive, which follow a written test plan, require specific authorization from the DoD, and may take months to prepare, execute, and report.

Informal tests are quick and short, used by the AFCTN technical staff, to broaden the testing base. They include representative samples of the many systems and applications used by AFCTN participants. They also allow the AFCTN staff to gain feedback from many industry and government interpretations of the standards, to increase the base of participation in the CALs initiative, and respond to the many requests for help that come from participants. Participants take part voluntarily, benefit by receiving an evaluation of their latest implementation (interpretation) of the standards, interact with the AFCTN technical staff, gain experience using the standards, and develop increased confidence in them. The results of informal tests are reported in Quick Short Test Reports (QSTRs) that briefly summarize the standard(s) tested, the hardware and software used, the nature of the test, and the results.

1.2 Purpose

The purpose of the informal test, reported in this QSTR, was to analyze ASC/AMIS's interpretation and use of the CALS standards in transferring technical Raster data. ASC/AMIS used its CALS Technical Data Interchange System to produce data, in accordance with the standards, and delivered it to the AFCTN technical staff on a 9-track magnetic tape.

2. Test Parameters

Test Plan: AFCTB 93-105

Date of Evaluation: 24 November 1993

Evaluator: George Elwood
Air Force CALS Test Bed
Det 2 HQ ESC/AV-2P
4027 Colonel Glenn Hwy
Suite 300
Dayton OH 45431-1672

Data Originator: HQ ASC/AMIS
Diane Sondergelt
Wright-Patterson AFB, OH 45433

Data Description: Technical Manual Test
3 Document Declaration files
3 Raster file

Data Source System:

1840

HARDWARE

Unknown

SOFTWARE

Intergraph XXXX

Raster

HARDWARE

Unknown

SOFTWARE

Unknown

Evaluation Tools Used:

MIL-STD-1840A (TAPE)

SUN 3/280

AFCTN Tapetool v1.2.10 UNIX

MIL-R-28002 (Raster)

SUN SparcStation 2

Carberry CADLeaf Plus v3.1

AFCTN validg4

AFCTN calstb.475

AFCTN xrastb.sun4

IGES Data Analysis (IDA) IGESView v3.0

Island Graphics IslandPaint v3.0

SGI Indigo2

AFCTN xrastb.sgi

PC 486/50

AFCTN validg4

IDA IGESView Windows

Inset Systems HiJaak v2.1

Inset Systems HiJaak Window v1.0

Expert Graphics RxHighlight v1.0

Corel Ventura Publisher

Standards

Tested:

MIL-STD-1840A

MIL-R-28002A

3. 1840A Analysis

3.1 External Packaging

The tape was hand delivered to the Air Force CALS Test Bed (AFCTB), and was not enclosed in a box in accordance with ASTM D 3951 requirements.

Inspection of the tape reel showed the label indicating the recording density, as required by MIL-STD-1840A, para. 5.3.1.

3.2 Transmission Envelope

The 9-track tape received by the AFCTB contained MIL-STD-1840A files. The files were named per the standard conventions.

3.2.1 Tape Formats

The tape was run through the AFCTN *Tapetool v1.2.10* utility. No errors and four notes were encountered while evaluating the contents of the tape labels. All of the errors are shown in Appendix A, Section Two, of the Tape Import Log included in this report.

A note was reported on the tape label version. MIL-STD-1840A permits the use of both version three and four. The use of the most current standard should be used and noted.

All three Document Declaration files were reported as having a short block. The end of the block was not padded out. This may cause some tape systems to be unable to read the data. No errors were noted in any of the files.

*** NOTE - Last block was incomplete. Short blocks are prone to be interpreted as noise by some tape drives.
Tape Label => 2048, Actual => 392, Block Number => 1

The physical structure of the tape meets the CALS MIL-STD-1840A requirements.

3.2.2 Declaration and Header Fields

No errors were reported in the Document Declaration file or data file headers. This portion of the tape meets the CALS requirements as defined in MIL-STD-1840A.

4. IGES Analysis

The tape contained no Initial Graphics Exchange Specification (IGES) files.

5. SGML Analysis

The tape contained no Standard Generalized Markup Language (SGML) files.

6. Raster Analysis

The tape contained three Raster files. All files were evaluated using the AFCTN *validg4* utility. This program reported that all three files meet the CALS MIL-R-28002A specification.

The files were read into the AFCTN *xrastb.sun4* viewing utility. No problems were noted.

The AFCTB has several tools for viewing Raster files. These tools are not used to generate a pass/fail but to report how commercially available software can handle the files. Many of these products are used in the development of technical publications and are good indicators of usability. The use of these products is not an endorsement nor an indication of CALS capability. All operations were performed using the default settings.

The files were converted using another utility available within the AFCTB, without a reported error. The resulting files were read into Island Graphics' *IslandPaint* and displayed.

The Raster files were read into Carberry's *CADLeaf* software, and displayed, without a reported error.

The files were read into IDA's *IGESView* and *IGESView for Windows* without a reported error. Both the UNIX and PC versions permitted the printing of the files.

The files were read into Inset Systems' *HiJaak for Windows* without a reported error.

The Raster files were converted using Rosetta Technologies' *Prepare* without a reported error. The resulting files were read into Rosetta Technologies' *Preview* and displayed.

The Raster files were read into Expert Graphics' *RxHighlight v1.0* and displayed without a reported error.

The Raster files on this tape meet the CALS specification as defined in MIL-R-28002A.

7. CGM Analysis

The tape contained no Computer Graphics Metafile (CGM) files.

8. Conclusions and Recommendations

The physical structure of the tape from ASC/AMIS was correct. No errors were reported in the CALS Document Declaration file or data file headers. This portion of the tape meets the CALS requirements as defined in MIL-STD-1840A.

The Raster files meet the the CALS MIL-R-28002A specification.

The tape submitted by the ASC/AMIS meets the CALS MIL-STD-1840A requirements.

9. Appendix A - Tapetool Report Logs

9.1 Tape Catalog

CALS Test Network Catalog Evaluation - Version 1.2; Release 10 (C)

Standards referenced: MIL-STD-1840A (1987) - Automated Interchange of Technical Information ANSI X3.27 (1987) - File Structure and labeling of Magnetic Tapes for Information Interchange ANSI X3.4 (1986) - Coded Character Sets - 7 Bit ASCII

Wed Nov 24 09:50:37 1993

MIL-STD-1840A File Catalog

File Set Directory: /cals/u1210/Set033

Page: 1

| File Name | File Type | Record Format/ Length | Block Length/Total | Selected/ Extracted |
|-----------|----------------------|-----------------------------|-----------------------|------------------------|
| D001 | Document Declaration | D/00260 | 02048/000001 | Extracted |
| D002 | Document Declaration | D/00260 | 02048/000001 | Extracted |
| D003 | Document Declaration | D/00260 | 02048/000001 | Extracted |
| D001R001 | Raster | F/00128 | 02048/000057 | Extracted |
| D002R001 | Raster | F/00128 | 02048/000025 | Extracted |
| D003R001 | Raster | F/00128 | 02048/000049 | Extracted |

Catalog Process terminated normally.

9.2 Tape Evaluation Log

CALS Test Network Tape Evaluation - Version 1.2; Release 10 (C)

Standards referenced:

ANSI X3.27 (1987) - File Structure and labeling of Magnetic Tapes
for Information Interchange

ANSI X3.4 (1986) - Coded Character Sets - 7 Bit ASCII

Wed Nov 24 09:50:29 1993

ANSI Tape Import Log

Allocating tape drive /dev/rmt0...

/dev/rmt0 allocated.

VOL1TAPE01

SONDERGD

3

Label Identifier: VOL1

Volume Identifier: TAPE01

Volume Accessibility:

Owner Identifier: SONDERGD

Label Standard Version: 3

*** NOTE (ANSI X3.27; 8.3.1.8) - The Label Standard Version
should be 4 to represent the current level of ANSI X3.27.

HDR1D001

TAPE0100010001000100 93325 93325 000000UNIXTAPEV2.0

Label Identifier: HDR1

File Identifier: D001

File Set Identifier: TAPE01

File Section Number: 0001

File Sequence Number: 0001

Generation Number: 0001

Generation Version Number: 00

Creation Date: 93325

Expiration Date: 93325

File Accessibility:

Block Count: 000000

Implementation Identifier: UNIXTAPEV2.0

HDR2D020480026000SONDERGD//USR/BIN

B

00

Label Identifier: HDR2

Recording Format: D
Block Length: 02048
Record Length: 00260
Offset Length: 00

***** Tape Mark *****

Actual Block Size Found = 396 Bytes.

*** NOTE - Last block was incomplete. Short blocks are
proned to be interpreted as noise by some tape drives.
Tape Label => 2048, Actual => 396, Block Number => 1

Number of data blocks read = 1.

***** Tape Mark *****

<<<<< PART OF LOG FILE REMOVED HERE >>>>>

***** Tape Mark *****

End of Volume TAPE01

End Of Tape File Set

Deallocating /dev/rmt0...

Tape Import Process terminated with 0 error(s), 0 warning(s),
and 4 note(s).

9.3 Tape File Set Validation Log

CALS Test Network File Set Evaluation - Version 1.2; Release 10 (C)

Standards referenced:

MIL-STD-1840A (1987) - Automated Interchange of Technical Information

Wed Nov 24 09:50:37 1993

MIL-STD-1840A File Set Evaluation Log

File Set: Set033

Found file: D001

Extracting Document Declaration Header Records...

Evaluating Document Declaration Header Records...

srcsys: Intergraph, ASC/AM, WPAFB OH
srcdocid: X92D127595, Sht 1
srcrelid: NONE
chglvl: ORIGINAL
dteisu: 19931122
dstsys: EDCARS, OO-PKDE, HAFB UT
dstdocid: X92D127595, Sht 1
dstrelid: NONE
dtetrm: 19931122
dlvacc: NONE
filcnt: R1
ttlcls: Unclassified
doccls: Unclassified
doctyp: Wiring Diagram
docttl: Wiring Diagram, TFE-25 28vDC Power and Control

Found file: D001R001

Extracting Raster Header Records...

Evaluating Raster Header Records...

srcdocid: X92D127595 07878 00010001UMEHU
001D
dstdocid: X92D127595,Sht1
txtfilid: NONE
figid: NONE
srcgph: NONE
doccls: Unclass
rtype: 1
rorient: 090,270

rpelcnt: 004416,006916
rdensty: 0200
notes: NONE

Saving Raster Header File: D001R001_HDR
Saving Raster Data File: D001R001_GR4

Evaluating numbering scheme...
No errors were encountered during numbering scheme evaluation.
Numbering scheme evaluation complete.

Checking file count...
No errors were encountered during file count verification.
File Count verification complete.

No errors were encountered in Document D001.

Found file: D002
Extracting Document Declaration Header Records...
Evaluating Document Declaration Header Records...

srcsys: Intergraph, ASC/AM, WPAFB OH
srcdocid: X92D127595, Sht 2
srcrelid: NONE
chglvl: ORIGINAL
dteisu: 19931122
dstsys: EDCARS, OO-PKDE, HAFB UT
dstdocid: X92D127595, Sht 2
dstrelid: NONE
dtetrm: 19931122
dlvacc: NONE
filcnt: R1
ttlcls: Unclassified
doccls: Unclassified
doctyp: Wiring Diagram
docttl: Wiring Diagram, TFE-25 28vDC Power and Control

Found file: D002R001
Extracting Raster Header Records...
Evaluating Raster Header Records...

srcdocid: X92D127595 07878 00010001UMEHU
002D
dstdocid: X92D127595,Sht2
txtfilid: NONE
figid: NONE
srcgph: NONE

doccls: Unclass
rtype: 1
rorient: 090,270
rpelcnt: 004416,006916
rdensty: 0200
notes: NONE

Saving Raster Header File: D002R001_HDR
Saving Raster Data File: D002R001_GR4

Evaluating numbering scheme...
No errors were encountered during numbering scheme evaluation.
Numbering scheme evaluation complete.

Checking file count...
No errors were encountered during file count verification.
File Count verification complete.

No errors were encountered in Document D002.

Found file: D003
Extracting Document Declaration Header Records...
Evaluating Document Declaration Header Records...

srcsys: Intergraph, ASC/AM, WPAFB OH
srcdocid: X92D127597, Sht 1
srcrelid: NONE
chglvl: ORIGINAL
dteis: 19931122
dstsys: EDCARS, OO-PKDE, HAFB UT
dstdocid: X92D127597, Sht 2
dstrelid: NONE
dtetrn: 19931122
dlvacc: NONE
filcnt: R1
ttlcls: Unclassified
doccls: Unclassified
doctyp: Wiring Diagram
docttl: Wiring Diagram, TFE-25 115v 400Hz Power Distribution

Found file: D003R001
Extracting Raster Header Records...
Evaluating Raster Header Records...

srcdocid: X92D127597 07878 00010001UMEHU
001D
dstdocid: X92D127597,Sht1

txtfilid: NONE
figid: NONE
srcgph: NONE
doccls: Unclass
rtype: 1
rorient: 090,270
rpelcnt: 004416,006916
rdensty: 0200
notes: NONE

Saving Raster Header File: D003R001_HDR
Saving Raster Data File: D003R001_GR4

Evaluating numbering scheme...
No errors were encountered during numbering scheme evaluation.
Numbering scheme evaluation complete.

Checking file count...
No errors were encountered during file count verification.
File Count verification complete.

No errors were encountered in Document D003.

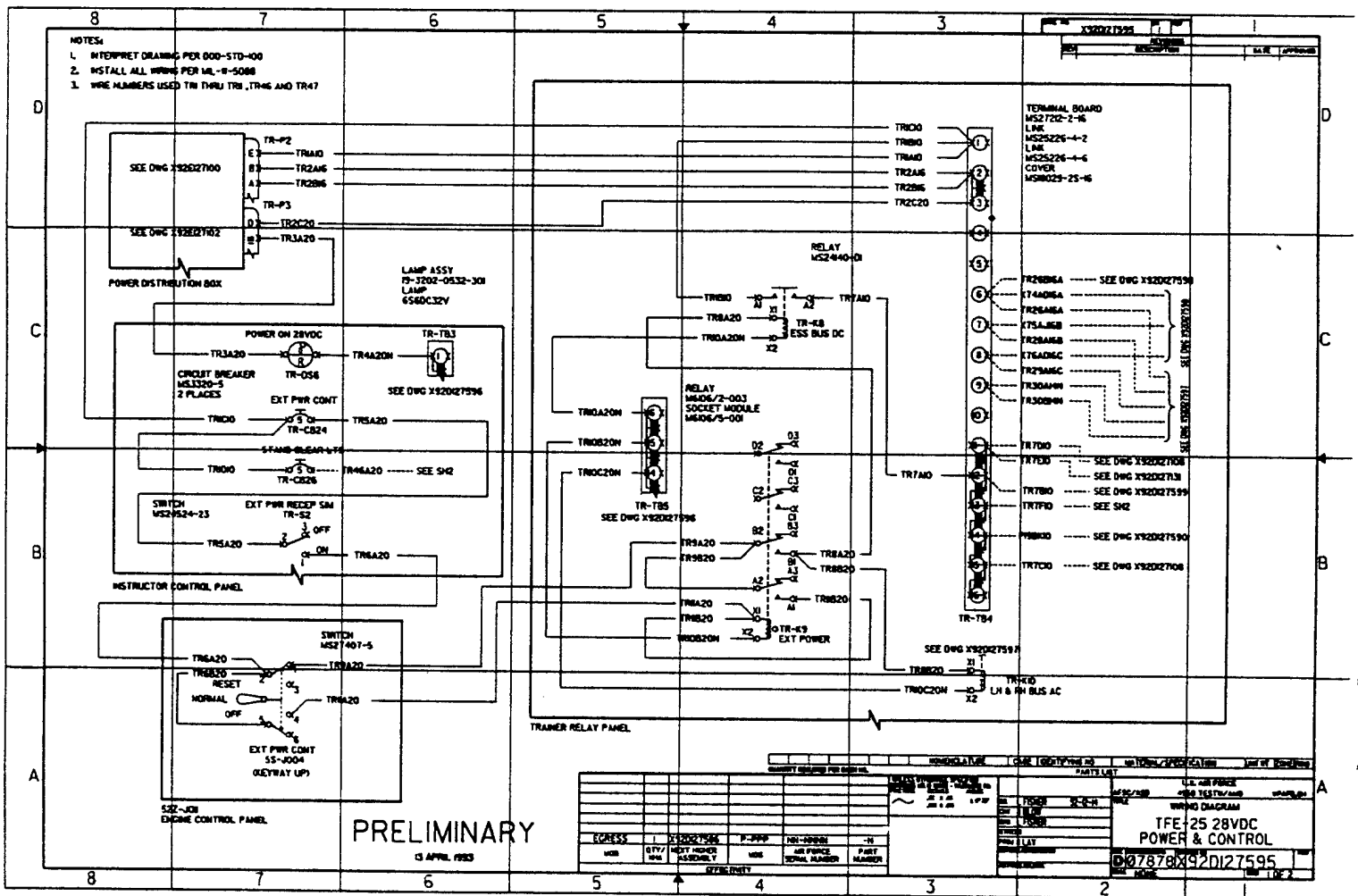
No errors were encountered in this File Set.

MIL-STD-1840A File Set Evaluation Complete.

10. Appendix B - Detailed Raster Analysis

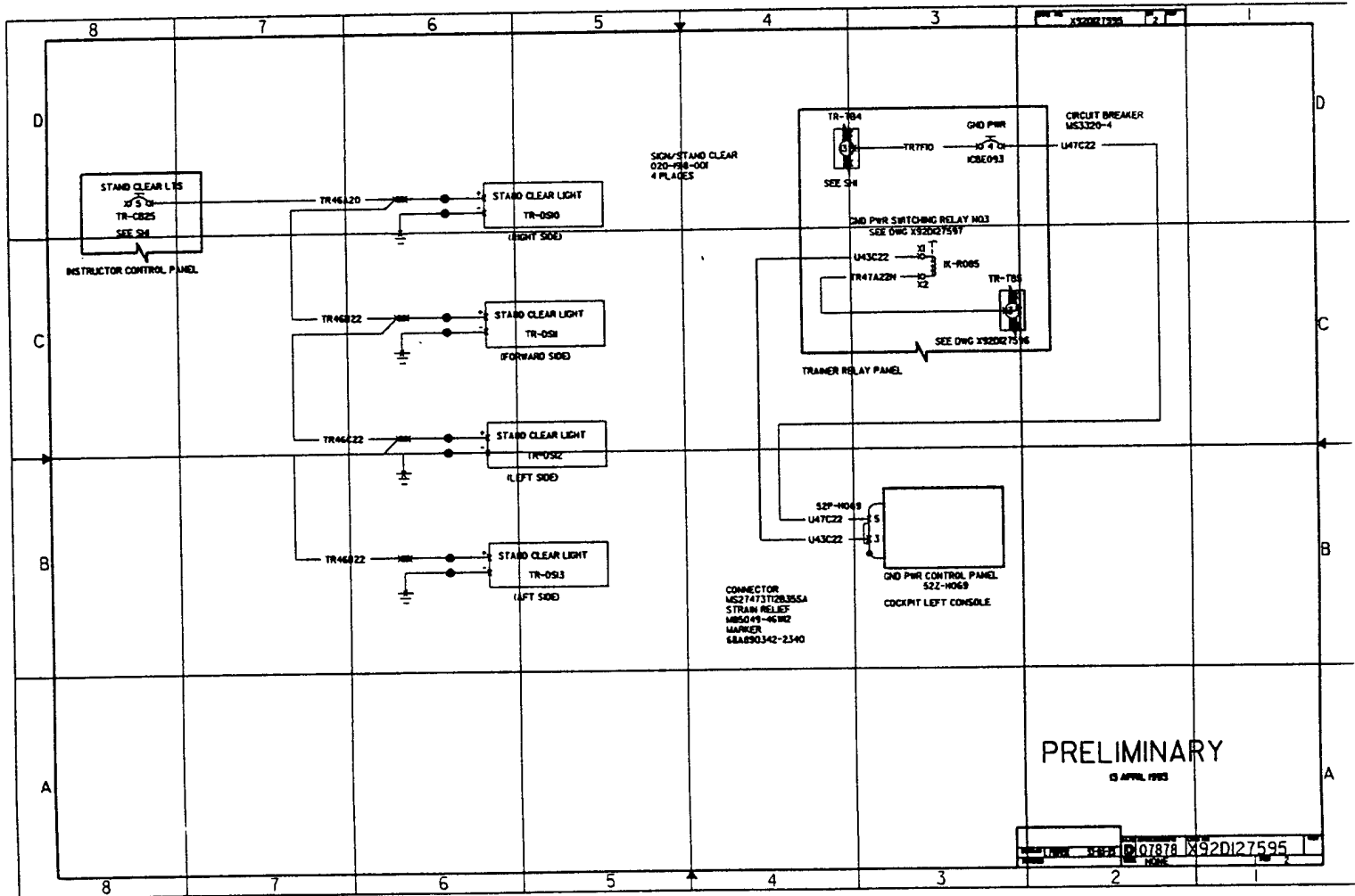
10.1 File D001R001

10.1.1 Output IGESView



10.2 File D002R001

10.2.1 Output IGESView



10.3 File D003R001

10.3.1 Output IGESView

