



CALS TEST NETWORK

CTN Test Report

92-016

AFTB-ID

92-023



Raster Transfer Test Using Image Memory Systems, Inc.




MIL-R-28002 (Raster)



Quick Short Test Report



20 November 1992




19960822 200



Prepared for
Air Force Materiel Command

DTIC QUALITY INSPECTED 8

DISCLAIMER NOTICE



THIS DOCUMENT IS BEST
QUALITY AVAILABLE. THE COPY
FURNISHED TO DTIC CONTAINED
A SIGNIFICANT NUMBER OF
PAGES WHICH DO NOT
REPRODUCE LEGIBLY.

**CTN Test Report
92-016**

AFTB-ID-92-23

**Raster Transfer Test
Using Image Memory Systems, Inc.**

MIL-R-28002 (Raster)

Quick Short Test Report

20 November 1992

**Prepared By
Air Force CALS Test Bed
Wright-Patterson AFB, OH 45433**

**AFTB Contact
Gary Lammers
(513) 427-2295**

**CTN Contact
Mel Lammers
(513) 427-2295**

DTIC QUALITY INSPECTED 3

DISCLAIMER

This document was prepared as an account of work sponsored by the Air Force. Neither the United States Government or the Air Force nor any of their employees, makes any warranty, express or implied, or assumes any legal liability or responsibility for the accuracy, completeness, or usefulness of any information, apparatus, product, or process disclosed, or represents that its use would not infringe privately own rights. Reference herein to any specific commercial products, process, or service by trade name, trademark, manufacturer, or otherwise, does not necessarily constitute or imply its endorsement, recommendation, or favoring by the United States Government or the Air Force. The views and opinions of authors expressed herein do not necessarily state or reflect those of the United States Government or the Air Force, and shall not be used for advertising or product endorsement purposes.

Available to the public from the
National Technical Information Service
U.S. Department of Commerce
5285 Port Royal Rd.,
Springfield, VA 22161

This report and those involved in its preparation do not endorse any product, process, or company stated herein. Use of these means by anyone does not imply certification by the CALS Test Network (CTN).

Contents

| | | |
|---------|---|----|
| 1. | Introduction..... | 1 |
| 1.1. | Background..... | 1 |
| 1.2. | Purpose..... | 2 |
| 2. | Test Parameters..... | 3 |
| 3. | 1840A Analysis..... | 4 |
| 3.1. | External Packaging..... | 4 |
| 3.2. | Transmission Envelope..... | 4 |
| 3.2.1. | Tape Formats..... | 4 |
| 3.2.2. | Declaration and Header Fields..... | 4 |
| 4. | IGES Analysis..... | 4 |
| 5. | SGML Analysis..... | 5 |
| 6. | Raster Analysis..... | 5 |
| 7. | CGM Analysis..... | 5 |
| 8. | Conclusions and Recommendations..... | 6 |
| 9. | Image Memory Systems Processing Comments..... | 7 |
| 10. | Appendix A - Raster Images..... | 8 |
| 10.1. | Preview..... | 8 |
| 10.1.1. | D001R001..... | 8 |
| 10.1.2. | D001R002..... | 10 |
| 10.1.3. | D001R003..... | 12 |
| 10.1.4. | D001R004..... | 14 |
| 10.1.5. | D001R005..... | 16 |
| 10.1.6. | D001R006..... | 18 |
| 10.1.7. | D001R007..... | 20 |

10.2. HiJaak/Ventura.....22
10.2.1. D001R001 - D001R004.....22
10.2.2. D001R005 - D001R007.....24

1. Introduction

1.1 Background

The DoD Computer-aided Acquisition and Logistics Support (CALS) Test Network (CTN) is conducting tests of the military standard for the Automated Interchange of Technical Information, MIL-STD-1840A, and its companion suite of military specifications. The CTN is a DoD-sponsored confederation of voluntary participants from industry and government managed by the Air Force Materiel Command.

The primary objective of the CTN is to evaluate the effectiveness of the CALS standards for technical data interchange and to demonstrate the technical capabilities and operational suitability of those standards. Two general categories of tests are performed to evaluate the standards, formal and informal. Formal tests are large, comprehensive tests that follow a written test plan, require specific authorization from DoD, and may take months to prepare, execute, and report.

Informal tests are used by the CTN technical staff to broaden the testing base by including representative samples of the many systems and applications used by CTN participants. They also allow the CTN staff to gain feedback from many industry and government interpretations of the standards, to increase the base of participation in the CALS initiative, and to respond, in a timely manner, to the many requests for help that come from participants. Participants take part voluntarily and are benefited by receiving an evaluation of their latest implementation (interpretation) of the standards, interacting with the CTN technical staff, gaining experience in use of the standards, and developing increased confidence in them. The results of informal tests are reported in Quick Short Test Reports (QSTRs) that briefly summarize the standard(s) tested, the hardware and software used, the nature of the test, and the results.

1.2 Purpose

The purpose of the informal test reported in this QSTR was to analyze Image Memory Systems' interpretation and use of the CALS Standards in generating raster data. Image Memory Systems used its CALS Raster Technical Data System to produce data in accordance with the standards and delivered it to the CTN technical staff on a floppy disk. The test was to evaluate the raster data files and not the transfer media.

2. Test Parameters

Test Plan: AFTB 92-23

Date of Evaluation: 3 April 1992

Evaluator: George Elwood
Air Force CALS Test Bed
HQ AFMC/ENCT
4027 Colonel Glenn Hwy
Suite 200
Dayton, OH 45431-1601

Data Originator: John D. Pugnale
Image Memory Systems, Inc.
6000 Webster Street
Dayton, OH 45414

Data Description: Raster Test
7 Raster files

Data Source System: Raster

HARDWARE
Photomatrix Aperture Card Scanner

SOFTWARE
Image Memory Systems CARDSCAN V 1.0 R 6.2
Autodesk AutoCAD Release 11C2
Image Systems Technology (IST) CAD Overlay ESP 3.5
Image Systems Technology Compress 3.5

Evaluation Tools Used:

MIL-R-28002 (Raster)
SUN 3/60

CTN Raster Tools
Rosetta Technology Preview V3.1
Cheetah
Inset Systems HiJaak V2.02
SPC Harvard Graphics V3.0
Xerox Ventura Publisher

Standards Tested: MIL-R-28002

3. 1840A Analysis

3.1 External Packaging

The floppy disk was hand delivered to the Air Force CALS Test Bed in a commercial floppy disk mailer. The outside of the envelope was not marked with a magnetic media warning label. The envelope did have a label which indicated the number of files on the floppy disk.

3.2 Transmission Envelope

The floppy disk received by the Air Force Test Bed contained MIL-R-28002 files. The files were not named per the standard conventions. They had an additional extension on each file indicating that the files were "GP4".

3.2.1 Tape Formats

The data files were delivered on a floppy disk without the complete CALS file set. No Declaration file was included. The purpose of the test was to evaluate the data files and not the CALS transfer package.

3.2.2 Declaration and Header Fields

Not included on the floppy disk.

The header records on the raster files were evaluated manually. It was noted that the rpelcnt and rdensty records included a period after the data. This is not permitted in MIL-STD-1840A.

4. IGES Analysis

No IGES files were included on the floppy disk.

5. SGML Analysis

No text files were included on the floppy disk.

6. Raster Analysis

All 7 raster images were checked using the CTN *validg4* utility. This utility reported that all of the files were valid MIL-R-28002 files.

The files were evaluated using the CTN *calstb.350*. This utility is old and does not convert and display files unless they are formatted in a certain way. It will not display all MIL-R-28002 files. Of the seven files being evaluated, three were read in and displayed. It was noted that the displayed images had been scanned in at a slight angle. Many orphan pixels were noted.

The files were converted using Rosetta Technologies *Prepare* without reported problems. The resulting files were viewed using Rosetta Technologies *Preview*. Orphan pixels were noted along with the images being at a slight angle. File D001R007 had the most noticeable orphan pixels. The images were output in hard copy and are included in the appendix to this report. The output was generated at a medium resolution.

The files were converted using Inset Systems *HiJaak* without reported problem. The resulting files were converted to an IMG format and inserted into Xerox *Ventura Publisher*. The results are included in the appendix to this report.

7. CGM Analysis

No CGM files were included on the disk.

8. Conclusions and Recommendations

In summary, the floppy disk contained raster files which met current CALS MIL-R-28002 Standards. A minor error was noted in the raster head records `rpelcnt` and `rdensty` where a period was inserted after the data. The files could be read, translated and viewed using several software tools available in the AFTB. The only comment would relate to the quality of the images. Orphan pixels were on most of the images and they were scanned at a slight angle. Without copies of the originals, it could not be determined where the problem was generated.

9. Image Memory Systems Processing Comments

The aperture cards were scanned at a threshold setting that provided the best compromise between line density and noise background. No effort was made to despeckle or deskew the scanned image. The scanned images were imported into AutoCAD using CAD Overlay ESP. A distribution statement and contract number were added to each image. The resulting image was converted to a CALS Type I format using IST compress software.

10. Appendix A - Raster Images

10.1 Preview

10.1.1 D001R001

NOTE:

- 1.0 GENERAL
- 1.1 INTERPRET DRAWING IN ACCORDANCE WITH STANDARDS PRESCRIBED BY DOD-STD-100
- 1.2 DATA IS APPLICABLE TO MAGNAVOX AND THEIR VENDORS ONLY AND IS NOT CONTRACTUALLY BINDING ON OTHER CONTRACTORS OR THE GOVERNMENT.
- 1.3 DATA INCLUDED IN PARENTHESES () IS FOR REFERENCE ONLY.
- 1.4 UNLESS OTHERWISE SPECIFIED, DIMENSIONS, UNLESS OTHERWISE SPECIFIED, APPLY AFTER PLATING OR CHEMICAL FILM TREATMENT, AND PRIOR TO ORGANIC COATING.
- 1.5 DO NOT SCALE DRAWING.
2. PARTS TO BE FREE OF BURRS AND SHARP EDGES.
3. MATERIAL: .020 THICK CRS PER ASTM A109.
4. FINISH: COPPER PLATE PER MIL-C-14350, CLASS 5, TIN-LEAD FLAKE PER MIL-T-8118, .001 THICK MIN.
5. DELETED
6. PARTS SHALL BE SOLDERABLE PER MIL-STD-ECR-47002/208
7. IDENTIFY PER MIL-STD-130 MARKED ON THE ITEM CONTAINER CHARACTER HEIGHT AND METHOD OF APPLICATION OPTIONAL.

REVISIONS:

| NO. | DATE | DESCRIPTION |
|-----|----------|-----------------------|
| 1 | 10-17-71 | REVISED EXHAUSTIVELY. |
| 2 | 11-17-71 | ECN A 9808 |
| 3 | 1-17-72 | 50-10 X 17.0 |
| 4 | 5-22-72 | REVISED W/IT 4 |
| 5 | 9-12-72 | ECN B1522 |

TEXT:

Production intended to be used only for the purpose of testing and not for production. The drawing is not to be used for production purposes. The drawing is not to be used for production purposes. The drawing is not to be used for production purposes.

REVISIONS:

REVISIONS: 1-17-72, 5-22-72, 9-12-72

DESCRIPTION:

THE MAGNAVOX COMPANY
PARTITION, SHIELD

REF DESIGNATION:

F09603-90-C-1338

DATE: 9/3/78

10.1.2 D001R002

10.1.3 D001R003

10.1.4 D001R004

| | | | | | | | | | | | | | | | | | |
|--|--|--------|--------------------------|--|------------------|-----------------------------|----------------------------|-----------------------|-----------------------|-------------|--|-------------|-----------------------|-------------|--|--------------|--|
| 4 | 2 | 275138 | | | | | | | | | | | | | | | |
| <p>1.0 SCOPE</p> <p>1.1 THIS SPECIFICATION COVERS THE DETAILED REQUIREMENTS FOR A FIXED SOLID ELECTROLYTIC TANTALUM CAPACITOR FOR USE IN MILITARY ELECTRONIC EQUIPMENT.</p> <p>1.2 INTERPRET DRAWING IN ACCORDANCE WITH THE STANDARDS PRESCRIBED BY DOD-STD-100.</p> <p>2.0 APPLICABLE DOCUMENTS</p> <p>2.1 THE FOLLOWING DOCUMENTS OF THE ISSUE IN EFFECT ON DATE OF INVITATION FOR BIDS OR REQUEST FOR PROPOSALS (EXCEPT WHERE SPECIFIC REVISIONS ARE SPECIFIED HEREIN) FORM A PART OF THIS SPECIFICATION TO THE EXTENT SPECIFIED HEREIN.</p> <p>2.2 PRECEDENCE OF DOCUMENTS IN THE EVENT OF CONFLICT BETWEEN THIS SPECIFICATION AND ANY REFERENCED DOCUMENT, THIS SPECIFICATION SHALL GOVERN.</p> <p>2.3 REFERENCED DOCUMENTS</p> <table border="0" style="width: 100%;"> <tr> <td>MIL-C-39003</td> <td>CAPACITORS, FIXED, ELECTROLYTIC SOLID TANTALUM</td> </tr> <tr> <td>MIL-C-39028</td> <td>CAPACITORS, PACCAPART</td> </tr> <tr> <td>MIL-STD-202</td> <td>TEST METHODS FOR ELECTRICAL AND ELECTRONIC COMPONENT PARTS</td> </tr> <tr> <td>MIL-STD-1285</td> <td>MARKING OF ELECTRICAL AND ELECTRONIC PARTS</td> </tr> </table> <p>3.0 REQUIREMENTS</p> <p>3.1 ALL CAPACITORS SUPPLIED TO THIS SPECIFICATION SHALL MEET THE REQUIREMENTS OF MIL-C-39003 EXCEPT AS MODIFIED HEREIN. THE MANUFACTURER, IN COMPLIANCE WITH THIS SPECIFICATION, SHALL HAVE PRODUCTION AND TEST FACILITIES AND A QUALITY AND RELIABILITY ASSURANCE PROGRAM ADEQUATE TO ASSURE SUCCESSFUL COMPLIANCE WITH THE PROVISIONS OF THIS SPECIFICATION.</p> <p>3.2 ELECTRICAL REQUIREMENTS</p> <p>3.2.1 ELECTRICAL CHARACTERISTICS SHALL BE PER TABLE 1.</p> <p>3.2.2 PARTS SHALL HAVE AN EFFECTIVE SERIES CAPACITANCE (ES) OF 15 OF MINIMUM AT A FREQUENCY OF 12.8 KHz.</p> <p>3.2.3 PARTS SHALL HAVE A MAXIMUM DISSIPATION FACTOR OF .40 AT A FREQUENCY OF 12.8 KHz.</p> | | | | | | | | | | MIL-C-39003 | CAPACITORS, FIXED, ELECTROLYTIC SOLID TANTALUM | MIL-C-39028 | CAPACITORS, PACCAPART | MIL-STD-202 | TEST METHODS FOR ELECTRICAL AND ELECTRONIC COMPONENT PARTS | MIL-STD-1285 | MARKING OF ELECTRICAL AND ELECTRONIC PARTS |
| MIL-C-39003 | CAPACITORS, FIXED, ELECTROLYTIC SOLID TANTALUM | | | | | | | | | | | | | | | | |
| MIL-C-39028 | CAPACITORS, PACCAPART | | | | | | | | | | | | | | | | |
| MIL-STD-202 | TEST METHODS FOR ELECTRICAL AND ELECTRONIC COMPONENT PARTS | | | | | | | | | | | | | | | | |
| MIL-STD-1285 | MARKING OF ELECTRICAL AND ELECTRONIC PARTS | | | | | | | | | | | | | | | | |
| <p>F09503-90-C-1338</p> | | | | | | <p>FORM 301 A 37895</p> | <p>FORM 301 275136</p> | <p>FORM 301 2</p> | <p>FORM 301 A</p> | | | | | | | | |
| <p>MILITARY AND NAVAL AIR FORCE C. Dobbins</p> | | | <p>DATE 91-04-04</p> | | <p>SCALE 4/1</p> | | | | | | | | | | | | |

"Distribution authorized to DOD Components only because this document contains export-controlled technical data which has been designated by competent authority in accordance with DoD Directive 5730.25 (reference 7) to be of such significance for military purposes that release for purposes other than direct support of DoD-approved activities may jeopardize an important technological or operational military advantage of the United States (27 Nov 90). Other requests shall be referred to WIR-ALC Electronic Warfare Management Directorate/LN."

"WARNING - This document contains technical data whose export is restricted by the Arms Export Control Act (Title 22, U.S.C., Sec 2751) or Executive Order 12970. Violation of these export laws are subject to severe criminal penalties."

"DESTRUCTION NOTICE - For classified documents, follow the procedure in DoD 5200.22-M, Industrial Security Manual, Section II-19 or DoD 5200.1-R, Information Security Program Regulation, Chapter IX. For unclassified limited documents, destroy by any method that will prevent disclosure of contents or reconstruction of the document."

10.1.5 D001R005

- 3.4.7.3 AT +85°C THE CAPACITANCE CHANGE FROM +25°C VALUE TO BE +15% MAXIMUM, THE DISSIPATION FACTOR TO BE WITHIN 200% OF TABLE 1 VALUE, THE DC LEAKAGE TO BE WITHIN 10 TIMES TABLE 1 VALUE.
- 3.4.7.4 AT +125°C THE CAPACITANCE CHANGE FROM +25°C VALUE TO BE +20% MAXIMUM, THE DISSIPATION FACTOR TO BE WITHIN 200% OF TABLE 1 VALUE, THE DC LEAKAGE TO BE WITHIN 15 TIMES TABLE 1 VALUE WHEN MEASURED AT 66% OF RATED VOLTAGE.
- 3.4.8 AFTER SURGE VOLTAGE TEST THE DC LEAKAGE AND DISSIPATION FACTOR SHALL MEET TABLE 1 VALUE, THE CAPACITANCE SHALL BE WITHIN ±5% OF ORIGINAL LIMITS.
- 3.4.9 RADIOGRAPH INSPECTION IS NOT APPLICABLE.
- 3.4.10 THERMAL SHOCK AND VOLTAGE AGING TESTING SPECIFIED UNDER GROUP A TESTING IS NOT REQUIRED.

3.5 PRODUCT ASSURANCE

- 3.5.1 ONLY THOSE DEVICES THAT HAVE BEEN INSPECTED FOR AND MEET THE REQUIREMENTS OF THIS SPECIFICATION SHALL BE MARKED AND DELIVERED.

4.0 QUALITY ASSURANCE PROVISIONS

4.1 RESPONSIBILITY FOR INSPECTION

THE MANUFACTURER IS RESPONSIBLE FOR THE PERFORMANCE OF ALL INSPECTION REQUIREMENTS AS SPECIFIED HEREIN.

- 4.2 QUALIFICATION TESTING SHALL NOT BE PERFORMED UNLESS REQUESTED BY THE PURCHASER. HOWEVER, THE PURCHASER RESERVES THE RIGHT TO QUALIFY ALL PARTS AGAINST THIS DOCUMENT TO THE EXTENT DEEMED NECESSARY.

4.3 QUALITY CONFORMANCE PROVISIONS

- 4.3.1 PARTS SHALL BE SCREENED PER PARAGRAPHS 3.2.2 AND 3.2.3 ON 100% BASIS.

- 4.3.1.1 A CERTIFICATION OF COMPLIANCE SHALL BE SUPPLIED WITH THE LOT OF MATERIAL.

4.4 TEST CONDITION

- 4.4.1 FOR LEAD PULL OF THE TERMINAL STRENGTH TEST SHALL USE A FORCE OF 8 OZ FOR FIVE SECONDS IN THE DIRECTION OF THE LEAD EGRESS WITH THE CAPACITOR.
- 4.4.2 LIFE TEST IS TO BE MADE AT +85°C AND +125°C FOR 2000 HOURS WITH THE APPLICABLE RATED VOLTAGE APPLIED.
- 4.4.3 SURGE VOLTAGE IS TO BE RUN AT +85°C ONLY WITH 130% OF RATED VOLTAGE APPLIED IN ACCORDANCE WITH MIL-C-39003.

| | | | | | | | | | |
|----------------------------|--|---------------------|--|-------|--|-----------|--|------------------|--|
| Reference | | DATE CODE | | 37695 | | 1000 10 | | F09603-90-C-1338 | |
| ELECTRONIC STORAGE COMPANY | | PORT WATNE, INDIANA | | A | | SCALE 4/1 | | 275136 | |
| DRAWN | | C. Dobbins | | | | | | 4 | |
| DESIGN | | 91-04-24 | | | | | | 4 | |

"Distributors authorized to DOD Components only because this document contains confidential technical data which has been designated by competent authority in accordance with DoD Directive 5200.25 (reference 7) to be of such significance for military purposes that release for purposes other than direct support of DoD-approved activities may jeopardize an important technological or operational military advantage of the United States (27 Nov 90). Other requests shall be referred to WH-AIC Electronics Warfare Management Directorate/US."

"WARNING - This document contains technical data whose export is restricted by the Arms Export Control Act (Title 22, U.S.C., Sec 2511) or Executive Order 13526. Violation of these export laws are subject to severe criminal penalties."

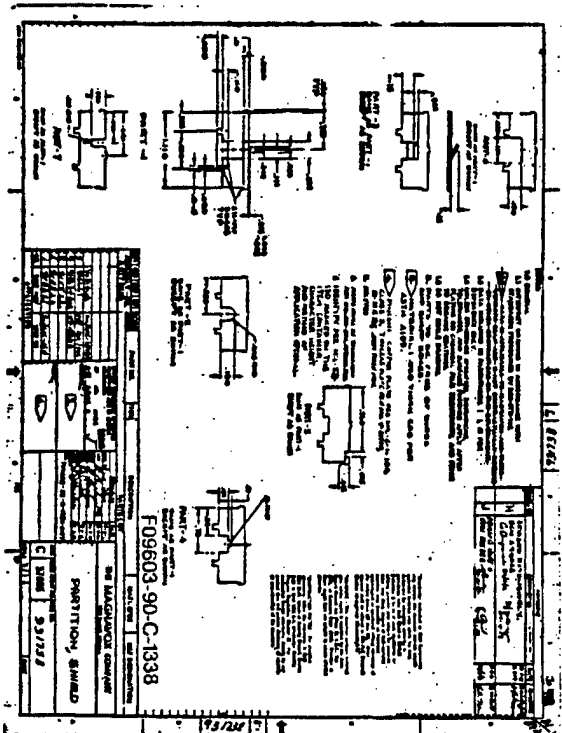
"DESTRUCTION NOTICE - For classified documents, follow the procedure in DoD Form 22-1, Industrial Security Manual, Section 4-11 or DoD 5200.1-R, Information Security Program Regulation, Chapter DC. For unclassified limited documents, destroy by any method that will prevent disclosure of contents or reconstruction of the document."

10.1.6 D001R006


10.1.7 D001R007

10.2 HiJaak/Ventura


10.2.1 D001R001 - D001R004




D001R001



D001R002



D001R003



D001R004

"Distribution authorized to DOD Components only because this document contains unprocessed technical data which has been designated by component authority in accordance with DoD Directive 5230.25 (reference 1) to be of such significance for military purposes that release for purposes other than direct support of DoD-approved activities may jeopardize or impair technological or operational military advantage of the United States (7F May 90). Other requests shall be referred to WR-ALC Electronic Warfare Management Directorate/IA."

"WARNING - This document contains technical data whose export is restricted by the Arms Export Control Act (78 U.S.C. Sec. 2751) or Executive Order 12876. Violation of these export laws can subject to severe criminal penalties."

"DESTRUCTION NOTICE - For classified documents, follow the procedure in DoD 5200.23-M, Information Security Manual, Section 5-3.9 or DoD 5200.1-C, Information Security Program Regulation, Chapter 15. For unclassified limited documents, destroy by any method that will prevent disclosure of contents or reconstruction of the document."

- 2.0 SCOPE
- 2.1 THIS SPECIFICATION COVERS THE ATTACHED REQUIREMENTS FOR A FIXED AIR-DRY ELECTROLYTIC TANTALUM CAPACITOR FOR USE IN MILITARY ELECTRONIC EQUIPMENT.
- 2.2 SUPPLEMENT DRAWING 30 ACCORDANCE WITH THE STANDARDS PRESCRIBED BY MIL-STD-100.
- 2.3 APPLICABLE DOCUMENTS
- 2.3.1 THE FOLLOWING DOCUMENTS OF THE ISSUE IN EFFECT ON DATE OF INVITATION FOR BIDS OR REQUEST FOR PROPOSALS (EXCEPT WHERE SPECIFIC REVISIONS ARE SPECIALLY REFERRED) FORM A PART OF THIS SPECIFICATION TO THE EXTENT SPECIFIED HEREIN.
- 2.4 PRECEDENCE OF DOCUMENTS
- 2.4.1 IN THE EVENT OF CONFLICT BETWEEN THIS SPECIFICATION AND ANY REFERENCED DOCUMENT, THIS SPECIFICATION SHALL PREVAIL.
- 2.5 REFERENCED DOCUMENTS
- 2.5.1 MIL-C-20000 CAPACITORS, FIXED, ELECTROLYTIC WOUND TANTALUM
- 2.5.2 MIL-C-20000 CAPACITORS, PRECISORS
- 2.5.3 MIL-STD-2000 TEST METHODS FOR ELECTRICAL AND ELECTRONIC COMPONENT PARTS
- 2.5.4 MIL-STD-2000 MARKING OF ELECTRICAL AND ELECTRONIC PARTS
- 2.6 REQUIREMENTS
- 2.6.1 ALL CAPACITORS SUPPLIED TO THIS SPECIFICATION SHALL MEET THE REQUIREMENTS OF MIL-C-20000 EXCEPT AS MODIFIED HEREIN. THE MANUFACTURER, IN COMPLIANCE WITH THIS SPECIFICATION, SHALL HAVE PRODUCTION AND TEST FACILITIES AND A QUALITY AND RELIABILITY ASSURANCE PROGRAM ADEQUATE TO ASSURE SUCCESSFUL COMPLIANCE WITH THE PROVISIONS OF THIS SPECIFICATION.
- 2.6.2 ELECTRICAL REQUIREMENTS
- 2.6.2.1 ELECTRICAL CHARACTERISTICS SHALL BE PER TABLE 1.
- 2.6.2.2 PARTS SHALL HAVE AN EFFECTIVE SERIES CAPACITANCE (ESR) OF 50 OHM OR THEREOF AT A FREQUENCY OF 10.0 MHz.
- 2.6.2.3 PARTS SHALL HAVE A BREAKER DISCREPANCY FACTOR OF .50 AT A FREQUENCY OF 10.0 MHz.

"Distribution authorized to DOD Components only because this document contains unprocessed technical data which has been designated by component authority in accordance with DoD Directive 5230.25 (reference 1) to be of such significance for military purposes that release for purposes other than direct support of DoD-approved activities may jeopardize or impair technological or operational military advantage of the United States (7F May 90). Other requests shall be referred to WR-ALC Electronic Warfare Management Directorate/IA."

"WARNING - This document contains technical data whose export is restricted by the Arms Export Control Act (78 U.S.C. Sec. 2751) or Executive Order 12876. Violation of these export laws can subject to severe criminal penalties."

"DESTRUCTION NOTICE - For classified documents, follow the procedure in DoD 5200.23-M, Information Security Manual, Section 5-3.9 or DoD 5200.1-C, Information Security Program Regulation, Chapter 15. For unclassified limited documents, destroy by any method that will prevent disclosure of contents or reconstruction of the document."

10.2.2 D001R005 - D001R007