



CALS TEST NETWORK

AFCTN Test Report 94-014

AFCTB-ID
93-025



Technical Publication Transfer

Using:



Northrop Corporation's Data



- MIL-D-28000A (IGES)
- MIL-M-28001A (SGML)
- MIL-R-28002A (Raster)
- MIL-D-28003 (CGM)



19960822 108

Quick Short Test Report

25 March 1993

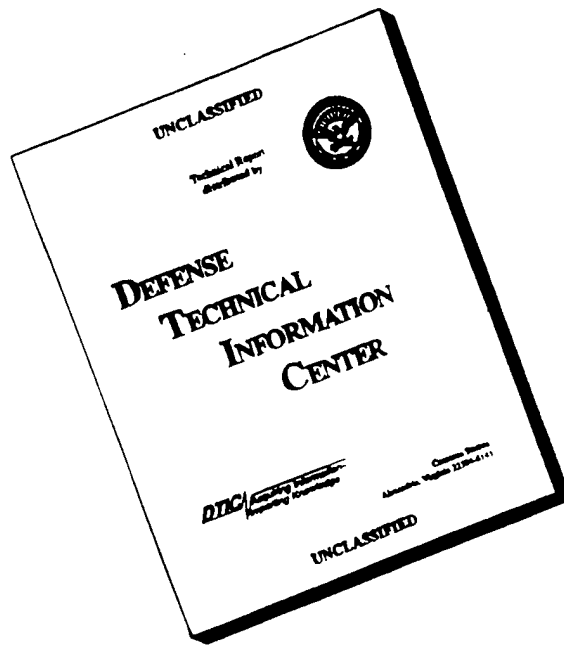
DEFINITION STATEMENT A
 Approved for public release
 Distribution Unlimited



Prepared for
Electronic Systems Center

DTIC QUALITY INSPECTED 3

DISCLAIMER NOTICE



THIS DOCUMENT IS BEST QUALITY AVAILABLE. THE COPY FURNISHED TO DTIC CONTAINED A SIGNIFICANT NUMBER OF PAGES WHICH DO NOT REPRODUCE LEGIBLY.

AFCTN Test Report
94-014

AFCTB-ID
93-025

Technical Publication Transfer

Using:

Northrop Corporation' Data

MIL-D-28000A (IGES)

MIL-M-28001A (SGML)

MIL-R-28002A (Raster)

MIL-D-28003 (CGM)

Quick Short Test Report

25 March 1993

Prepared By

Air Force CALS Test Bed
Wright-Patterson AFB, OH 45433

AFCTB Contact

Gary Lammers
(513) 427-2295

AFCTN Contact

Mel Lammers
(513) 427-2295

DTIC QUALITY INSPECTED 3

DISCLAIMER

This document was prepared as an account of work sponsored by the Air Force. Neither the United States Government, the Air Force, nor any of their employees makes any warranty, express or implied, or assumes any legal liability or responsibility for the accuracy, completeness, or usefulness of any information, apparatus, product, or process disclosed, or represents that its use would not infringe privately owned rights. Reference herein to any specific commercial products, process, or service by trade name, trademark, manufacturer, or otherwise, does not necessarily constitute or imply its endorsement, recommendation, or favoring by the United States Government or the Air Force. The views and opinions of authors expressed herein do not necessarily state or reflect those of the United States Government or the Air Force, and shall not be used for advertising or product endorsement purposes.

Available to the public from the
National Technical Information Service
U.S. Department of Commerce
5285 Port Royal Road
Springfield, VA 22161

This report and those involved in its preparation do not endorse any product, process, or company stated herein. Use of these means by anyone does not imply certification by the Air Force CALS Test Network (AFCTN).

Contents

1.	Introduction.....	1
1.1.	Background.....	1
1.2.	Purpose.....	2
2.	Test Parameters.....	3
3.	1840A Analysis.....	6
3.1.	External Packaging.....	6
3.2.	Transmission Envelope.....	6
3.2.1.	Tape Formats.....	6
3.2.2.	Declaration and Header Fields.....	6
4.	IGES Analysis.....	7
5.	SGML Analysis.....	8
6.	Raster Analysis.....	9
6.1.	LLLN Comment.....	9
7.	CGM Analysis.....	11
7.1.	LLNL Comments.....	12
8.	Conclusions and Recommendations.....	14
9.	Appendix A - Tapetool Report Logs.....	15
9.1.	Tape Catalog.....	15
9.2.	Tape Evaluation Log.....	16
9.3.	Tape File Set Validation Log.....	20
10.	Appendix B - Detailed IGES Analysis.....	26
10.1.	File D002Q004.....	26
10.1.1.	Parser/Verifier Log.....	26

10.1.2.	Output IGESView.....	30
10.1.3.	Output IGESWorks.....	31
10.2.	File D002Q005.....	32
10.2.1.	Parser/Verifier Log.....	32
10.2.2.	Output IGESView.....	37
10.2.3.	Output IGESWorks.....	38
10.3.	File D002Q006.....	39
10.3.1.	Parser/Verifier Log.....	39
10.3.2.	Output IGESView.....	45
10.3.3.	Output IGESWorks.....	46
10.3.4.	Output iges2draw/IslandDraw.....	47
10.4.	File D002Q007.....	48
10.4.1.	Parser/Verifier Log.....	48
10.4.2.	Output IGESView.....	53
10.4.3.	Output IGESWorks.....	54
10.4.4.	Output iges2draw/IslandDraw.....	55
11.	Appendix C - Detailed SGML Analysis.....	56
11.1.	Parser Log.....	56
11.2.	Exoterica XGMLNormalizer Parser.....	57
11.3.	Exoterica Xvalid Log.....	57
11.4.	Public Domain sgmls Log.....	59
12.	Appendix D - Detailed CGM Analysis.....	60
12.1.	File D001C004.....	60
12.1.1.	Parser Log MetaCheck.....	60

12.1.2.	validcgm Log.....	61
12.1.3.	Output Harvard Graphics.....	63
12.1.4.	Output cgm2draw/IslandDraw.....	64
12.1.5.	Output IslandDraw.....	65
12.1.6.	Output CadLeaf.....	66
12.2.	File D001C005.....	67
12.2.1.	Parser Log MetaCheck.....	67
12.2.2.	validcgm Log.....	68
12.2.3.	Output Harvard Graphics.....	70
12.2.4.	Output cgm2draw/IslandDraw.....	71
12.2.5.	Output IslandDraw.....	72
12.2.6.	Output CadLeaf.....	73
12.3.	File D001C006.....	74
12.3.1.	Parser Log MetaCheck.....	74
12.3.2.	validcgm Log.....	75
12.3.3.	Output Harvard Graphics.....	77
12.3.4.	Output cgm2draw/IslandDraw.....	78
12.3.5.	Output IslandDraw.....	79
12.3.6.	Output CadLeaf.....	80
12.4.	File D001C007.....	81
12.4.1.	Parser Log MetaCheck.....	81
12.4.2.	validcgm Log.....	82
12.4.3.	Output Harvard Graphics.....	84
12.4.4.	Output cgm2draw/IslandDraw.....	85

12.4.5. Output IslandDraw.....	86
12.4.6. Output CadLeaf.....	87
12.5. File D001C008.....	88
12.5.1. Parser Log MetaCheck.....	88
12.5.2. validcgm Log.....	89
12.5.3. Output Harvard Graphics.....	91
12.5.4. Output cgm2draw/IslandDraw.....	92
12.5.5. Output IslandDraw.....	93
12.5.6. Output CadLeaf.....	94

1. Introduction

1.1 Background

The Department of Defense (DoD) Air Force Continuous Acquisition and Life-Cycle Support (CALs) Test Network (AFCTN) is conducting tests of the military standard for the Automated Interchange of Technical Information, MIL-STD-1840A, and its companion suite of military specifications. The AFCTN is a DoD sponsored confederation of voluntary participants from industry and government managed by the Electronic Systems Center (ESC).

The primary objective of the AFCTN is to evaluate the effectiveness of the CALs standards for technical data interchange and to demonstrate the technical capabilities and operational suitability of those standards. Two general categories of tests are performed to evaluate the standards; formal and informal.

Formal tests are large and comprehensive, which follow a written test plan, require specific authorization from the DoD, and may take months to prepare, execute, and report.

Informal tests are quick and short, used by the AFCTN technical staff, to broaden the testing base. They include representative samples of the many systems and applications used by AFCTN participants. They also allow the AFCTN staff to gain feedback from many industry and government interpretations of the standards, to increase the base of participation in the CALs initiative, and respond to the many requests for help that come from participants. Participants take part voluntarily, benefit by receiving an evaluation of their latest implementation (interpretation) of the standards, interact with the AFCTN technical staff, gain experience using the standards, and develop increased confidence in them. The results of informal tests are reported in Quick Short Test Reports (QSTRs) that briefly summarize the standard(s) tested, the hardware and software used, the nature of the test, and the results.

1.2 Purpose

The purpose of the informal test, reported in this QSTR, was to analyze Northrop Corporation's interpretation and use of the CALS standards in transferring technical publications data. Northrop used its CALS Technical Data Interchange System to produce data, in accordance with the standards, and delivered it to the AFCTN technical staff on a 9-track magnetic tape.

2. Test Parameters

Test Plan: AFCTB 93-25

Date of Evaluation: 25 March 1993

Evaluator: George Elwood
Air Force CALS Test Bed
DET 2 HQ ESC/AV-2P
4027 Colonel Glenn Hwy
Suite 300
Dayton OH 45431-1672

Data Originator: John Kent
Northrop Corporation
B-2 Division
M/S L591/GK
8900 East Washington Blvd
Pico Rivera CA 90660
(310) 948-0624

Data Description: Technical Manual Test
3 Document Declaration files
3 Document Type Definitions (DTD)
4 Initial Graphics Exchange Specification (IGES) files
3 Text/Standard Generalized Markup Language (SGML) files
1 Raster file
5 Computer Graphics Metafile (CGM) files

Data Source System:

IGES

HARDWARE

Unknown

SOFTWARE

Unknown

TEXT/SGML
 HARDWARE Unknown
 SOFTWARE Unknown

Raster
 HARDWARE Unknown
 SOFTWARE Unknown

CGM
 HARDWARE Unknown
 SOFTWARE Unknown

Evaluation Tools Used:

MIL-STD-1840A (TAPE)
 SUN 3/280

 AFCTN *Tapetool v1.2.8 UNIX*
 XSoft *CAPS/CALS v40.4*
 Texas Instrument (TI) *Tapetool v1.0.1*

MIL-D-28000 (IGES)
 Sun SparcStation 2

 ArborText *iges2draw*
 IGES Data Analysis (IDA) *Parser/Verifier v92*
 IDA *IGESView v3.05*
 International TechneGroup Incorporated
 (ITI) *IGES/Works v1.3*

MIL-M-28001 (SGML)
 Cheetah Gold 486

 Exoterica *XGMLNormalizer v1.2e3.2*
 Public Domain *sgmls*

MIL-R-28002 (Raster)
 SUN SparcStation 2
 Cheetah

MIL-D-28003 (CGM)

SUN SparcStation 2

ArborText *cgm2draw*

Island Graphics' *IslandDraw v3.0*

Cheetah Gold 486

Advanced Technology Center

(ATC) *MetaView R 1.12*

ATC *MetaCheck R 2.05*

Software Publishing Corporation

(SPC) *Harvard Graphics v3.05*

Corel *Ventura Publisher*

Standards

Tested:

MIL-STD-1840A

MIL-D-28000A

MIL-M-28001A

MIL-R-28002A

MIL-D-28003

3. 1840A Analysis

3.1 External Packaging

The tape arrived at the Air Force CALS Test Bed (AFCTB) enclosed in a box in accordance with ASTM D 3951. The exterior of the box was not marked with the magnetic tape warning label, as required by MIL-STD-1840A, para. 5.3.1.3. When the commercial packing label was removed, the warning label was located.

The tape was enclosed in a barrier bag as required by MIL-STD-1840A, para. 5.3.1.2. Inspection of the tape reel showed the label indicating the recording density, as required by MIL-STD-1840A, para. 5.3.1. Enclosed in the box was a packing list showing all files recorded on the tape.

3.2 Transmission Envelope

The 9-track tape received by the AFCTB contained MIL-STD-1840A files. The files were named per the standard conventions.

3.2.1 Tape Formats

The tape was run through the AFCTN *Tapetool v1.2.8* utility. No errors were encountered while evaluating the contents of the tape labels.

The tape was run through TI's version of *Tapetool* with no reported errors.

The tape was read using XSoft's *CAPS read1840A* without a reported error.

3.2.2 Declaration and Header Fields

No errors were reported in the Document Declaration file or data file headers.

The physical structure of the tape meets the CALS MIL-STD-1840A requirements.

4. IGES Analysis

The tape contained four IGES files. These files were evaluated using IDA's *Parser* and *Verifier* for CALS Class I. This utility reported that these files meet the CALS MIL-D-28000A specification. A few basic IGES errors were noted. The logs for this procedure are located in the Appendix to this report.

The AFCTB has several tools for viewing IGES files. These tools are not used to generate a pass/fail but to report how commercially available software can handle the files. Many of these products are used in the development of technical publications and are good indicators of usability. The use of these products is not an endorsement nor an indication of CALS capability. All operations were performed using the default settings.

The files were converted using ArborText's *iges2draw* utility. All files converted without a reported error. When the resulting files were read into Island Graphics' *Island Draw*, file D002Q004 and Q005 did not display correctly. The images were offset to the left. The remaining files were handled without a problem.

The files were read into IDA's *IGESView* without a reported problem. All files displayed and printed without a noted error.

The files were read into ITI's *IGESWorks* without a reported problem. All files displayed and printed without a noted error.

The IGES files meet the CALS MIL-D-28000A, Class I specification.

5. SGML Analysis

The tape contained three DTD and three Text files. The DTD's were noted as being the same with the exception of graphic calls. All of the graphics references were inserted into one file which was used for all operations.

The AFCTB has several parsers available for evaluating submitted DTD and Text files. These tools are not used to generate a pass/fail but to report how commercially available software can handle the files. These products are used in the development of technical publications and are good indicators of usability. The use of these products is not an endorsement nor an indication of CALS capability. All operations were performed using the default settings unless specified in the report. Changes to DTD or Text files required by each system are not documented in the report.

The Text and DTD files from this document were tested using Exoterica's *XGMLNormalizer* parser. No errors were reported by this program.

The Text and DTD files from these documents were evaluated using a new parser from Exoterica. This program reported several warnings.

The Text and DTD files from the tape were evaluated using McAfee & McAdam's *Sema Mark-it* parser. No errors were reported by this program.

The Text and DTD files from the tape were evaluated using the Public Domain *sgmls* parser. No errors were reported from this program.

The SGML files meet the CALS MIL-M-28001A specification.

6. Raster Analysis

The tape contained one type II Raster file. The AFCTB currently has no capability to read type II files. This file was sent to the AFCTN Raster expert for evaluation their comments are shown below.

6.1 LLNL Comment

File D003R001 was retrieved from the Air Force CALS Test Bed file server and copied to the LLNL/CTNO Test Bed, using FTP in the Binary mode.

The 2048 byte CALS data file header was dumped to determine the structure and content of the Raster image file. The header consisted of the appropriate ASCII records and indicated the data content was to be a tiled Raster image as specified by the CALS MIL-R-28002A Type-II standard.

The file was opened by ODATool on the Sun 3/60 Test Bed. The tool stripped off the ASCII header and attempted to parse the ASN-1 data stream.

An error in length encoding indicated 6 bytes in the data stream. The ODATool parser was not able to reconcile the ODA structure, subsequently no image content could be displayed.

To determine the context in which the error was reported, the ASN-1 binary data stream must be hand decoded to determine where the actual discrepancy is. Fortunately, the error occurs very close to the beginning of the file. This type of error checking is not always a reasonable strategy.

Manually decoding the data string produced the following:

Hex	A0	70
Binary	10100000	01110000
ASN/ODA		
class	10	-content-specific
struct.	1	-constructed
tag #	00000	-(0) DAP-object
length	0	-short encoding

```
def.          1110000 -length=160 oct (112 dec)

Hex           A1           01           31
Binary        10100001  00000001
ASN/ODA
  class       10 -content-specific
  struct.     1 -constructed
  tag #       00001 -(1) specific-layout-structure
  Length      0 -short encoding
  def.        0000001 -length= 1 oct
```

Apparently ODATOOL is being confused by the constructed structure of this data type. The NumericString of "1" is being interpreted as a tag, and is invalid in this context.

The ODA documentation [ISO-8613-5 (5.6 Document Profile Descriptor)] specifies the document profile descriptor set as including the specific-layout-structure, which is identified by a tag of [1]. This document profile parameter consists of a NumericString with the value of "1" indicating the object as present. This type is identified as IMPLICIT and, as per ISO-8825 (18.2 If "implicit"...), shall be encoded as primitive:

```
Hex           81           01           31
Binary        10000001  00000001  00110001
ASN/ODA
  class       10 -content-specific
  struct.     0 -primitive
  tag #       00001 -(1) specific-layout-structure
  Length      0 -short encoding
  def.        0000001 -length 1 oct (1 dec)
              00110001 -"1" (present)
```

If there are any further issues, please contact me at (510)422-0582 or on Internet at mitsch@lance.tis.llnl.gov.

Nick Mitschkowetz
Lead Raster Analyst
CTNO/LLNL

7. CGM Analysis

This tape contained five CGM files. The files were evaluated at the AFCTB and by the AFCTN CGM expert at LLNL.

The files were evaluated using ATC's *MetaCheck* with CALS options. This utility reported that the files meet the CALS MIL-D-28003 specification.

The files were evaluated using the AFCTN beta *validcgm* utility. This program reported some errors in all files.

The AFCTB has several tools for viewing CGM files. These tools are not used to generate a pass/fail but to report how commercially available software can handle the files. Many of these products are used in the development of technical publications and are good indicators of usability. The use of these products is not an endorsement nor an indication of CALS capability. All operations were performed using the default settings.

The files were viewed on screen using ATC's *MetaView*. The version in use in the AFCTB is not the most current and had problems displaying the font correctly. Errors were generated by the two files which had text in them.

The files were converted using ArborText's *cgm2draw* utility with no reported errors. The resulting files were read into Island Graphics' *IslandDraw*, displayed and printed. With the exception of some font problems in file C104, the images appeared to be complete. The ArborText utility strips the color from the files so the images display in black and white.

The files were imported directly into Island Graphics' *IslandDraw* with no reported errors. Problems were noted with font and some lines in file C104. The image displayed in color.

The files were imported into Cadberry's *CADLeaf* with no reported errors. The images displayed in color. The displayed and printed images appeared to be correct.

The files were imported into SPC's *Harvard Graphics v3.05*. All five files had reported errors during the conversion with the exception of C108. The files displayed in color

but none of the images were usable.

An attempt to import the files into Corel's *Ventura Publisher* resulted in failure. Files C104 and C108 were reported as not being valid files. The other files converted but did not display.

The files were reported as meeting the CALS MIL-D-28003 specification.

7.1 LLNL Comments

Below are the comments provided by Bruce Garner on the LLNL staff. He evaluated these files at LLNL after an electronic transfer between the AFCTB and their facility.

c104.cgm: This file replicates the picture of the AFCTN Reference CGM, AFCTN-01rd.cgm, but it is not the same. It substitutes simpler elements for some of the elements used in the reference file. This is OK, except that the picture should indicate that it is a Northrop file. The Metafile description element does so, but that information may not be seen by the person using display software.. The file passes ATC's *MetaCheck 2.10* with the CALS option on. The file displays well with ATC's *MetaView 1.13* on a PC.

c105.cgm: The file passes *MetaCheck 2.10* with the CALS option on. The file displays well with *MetaView 1.13* on a PC.

c106.cgm: The file passes *MetaCheck 2.10* with the CALS option on. The file displays well with *MetaView 1.13* on a PC.

c107.cgm: The file passes *MetaCheck 2.10* with the CALS option on. This file contains two Line Type elements with negative values. These are legal under MIL-D-28003, but are not legal under MIL-D-28003. Even if Northrop is delivering data under a contract calling for 28003, they should not use negative Line Type indices, as the same Line Types may be invoked with values registered with the ISO Registry of Graphical Items, which values are legal with all versions of the ISO standard and MIL-D-28003 as well. This will prevent problems in the future when there probably will not be

software that understands the negative (private) line types. The file displays well with *MetaView 1.13* on a PC.

c108.cgm: The file passes *MetaCheck 2.10* with the CALS option on. The file displays well with *MetaView 1.13* on a PC.

All files contain the character string, "MIL-D28003/BASIC-1", in the Metafile Description element, as required by MIL-D-28003. However, MIL-D-28003 is the current document. It requires the string, "MIL-D-28003/BASIC-1".

If Northrop is delivering to a contract that requires MIL-D-28003, they are technically OK. Even so, the use of negative values for Line Type index is poor practice. If they are delivering under the current MIL-D-28003, their CGM generator should be revised to give the updated string, "MIL-D-28003/BASIC-1.2", indicating full color metafiles, and they should abandon negative Line Type indices as noted.

8. Conclusions and Recommendations

In summary, the tape construction from Northrop Corporation was correct. No errors were reported in the tape or CALS headers. The physical structure of the tape meets the CALS MIL-STD-1840A requirements.

The IGES files meet the CALS MIL-D-28000A specification.

The Raster file does not meet the CALS MIL-R-28002A specification.

The SGML files and DTD meet the CALS MIL-M-28001A specification.

The CGM files meet the CALS MIL-D-28003 specification.

Because of the reported error in the Raster file, the tape does not meet the CALS MIL-STD-1840A requirements.

9. Appendix A - Tapetool Report Logs

9.1 Tape Catalog

Air Force CALS Test Network Catalog Evaluation - Version 1.2; Release Number 8

Standards referenced:

MIL-STD-1840A (1987) - Automated Interchange of Technical Information

ANSI X3.27 (1987) - File Structure and labeling of Magnetic Tapes
for Information Interchange

ANSI X3.4 (1986) - Coded Character Sets - 7 Bit ASCII

Thu Mar 25 08:23:54 1993

MIL-STD-1840A File Catalog

File Set Directory: /cals/tapetool8/Set075

File Name	File Type	Record Format/ Length	Block Length/Total	Selected/ Extracted
D001	Document Declaration	D/00260	02048/000001	Extracted
D002	Document Declaration	D/00260	02048/000001	Extracted
D003	Document Declaration	D/00260	02048/000001	Extracted
D001T001	Text	D/00260	02048/000001	Extracted
D001G002	DTD	D/00260	02048/000034	Extracted
D001H003	Output Specification	D/00260	02048/000001	Extracted
D001C004	CGM	F/00080	00800/000006	Extracted
D001C005	CGM	F/00080	00800/000002	Extracted
D001C006	CGM	F/00080	00800/000002	Extracted
D001C007	CGM	F/00080	00800/000002	Extracted
D001C008	CGM	F/00080	00800/000002	Extracted
D002T001	Text	D/00260	02048/000001	Extracted
D002G002	DTD	D/00260	02048/000034	Extracted
D002H003	Output Specification	D/00260	02048/000001	Extracted
D002Q004	IGES	F/00080	02000/000012	Extracted
D002Q005	IGES	F/00080	02000/000573	Extracted
D002Q006	IGES	F/00080	02000/000033	Extracted
D002Q007	IGES	F/00080	02000/000042	Extracted
D003T001	Text	D/00260	02048/000001	Extracted
D003G002	DTD	D/00260	02048/000034	Extracted
D003H003	Output Specification	D/00260	02048/000001	Extracted
D003R004	Raster	F/00128	02048/000008	Extracted

Catalog Process terminated normally.

9.2 Tape Evaluation Log

Air Force CALS Test Network Tape Evaluation - Version 1.2; Release Number 8
Standards referenced:

ANSI X3.27 (1987) - File Structure and labeling of Magnetic Tapes
for Information Interchange

ANSI X3.4 (1986) - Coded Character Sets - 7 Bit ASCII

Thu Mar 25 08:23:10 1993

ANSI Tape Import Log

VOL1ITDS01

CONTROLLER

4

Label Identifier: VOL1
Volume Identifier: ITDS01
Volume Accessibility:
Owner Identifier:
Label Standard Version: 4

HDR1D001

ITDS0100010001000100 93073 93073 000000 CONTROLLER

Label Identifier: HDR1
File Identifier: D001
File Set Identifier: ITDS01
File Section Number: 0001
File Sequence Number: 0001
Generation Number: 0001
Generation Version Number: 00
Creation Date: 93073
Expiration Date: 93073
File Accessibility:
Block Count: 000000
Implementation Identifier: CONTROLLER

HDR2D0204800260

00

Label Identifier: HDR2
Recording Format: D
Block Length: 02048
Record Length: 00260
Offset Length: 00

***** Tape Mark *****

Actual Block Size Found = 2048 Bytes.

Implementation Identifier: CONTROLLER

HDR2F0204800128 00

Label Identifier: HDR2
Recording Format: F
Block Length: 02048
Record Length: 00128
Offset Length: 00

***** Tape Mark *****

Actual Block Size Found = 2048 Bytes.

Number of data blocks read = 8.

***** Tape Mark *****

EOF1D003R004 ITDS0100010022000100 93073 93073 000008 CONTROLLER

Label Identifier: EOF1
File Identifier: D003R004
File Set Identifier: ITDS01
File Section Number: 0001
File Sequence Number: 0022
Generation Number: 0001
Generation Version Number: 00
Creation Date: 93073
Expiration Date: 93073
File Accessibility:
Block Count: 000008
Implementation Identifier: CONTROLLER

EOF2F0204800128 00

Label Identifier: EOF2
Recording Format: F
Block Length: 02048
Record Length: 00128
Offset Length: 00

***** Tape Mark *****

***** Tape Mark *****

End of Volume ITDS01

End Of Tape File Set

Deallocating /dev/rmt0...

Tape Import Process terminated with 0 error(s), 0 warning(s),
and 0 note(s).

9.3 Tape File Set Validation Log

Air Force CALS Test Network File Set Evaluation - Version 1.2; Release Number 8
Standards referenced:
MIL-STD-1840A (1987) - Automated Interchange of Technical Information

Thur Mar 25 08:23:54 1993

MIL-STD-1840A File Set Evaluation Log

File Set: Set075

Found file: D001

Extracting Document Declaration Header Records...

Evaluating Document Declaration Header Records...

srcsys: John P. Kent, ITDS Chief Engineer, Northrop Corporation, B-2 Division, L591/GK
E. Washington Blvd., Pico Rivera, CA 90660-3765 (310) 948-0624
srcdocid: CALS_CGM_TEST2
srcrelid: NONE
chglvl: ORIGINAL
dteisu: 19930126
dstsys: Jeff Fisher, Integration Manager, USAF CALS Test Bed, HQ AFMC (I)/ENCT, Techne
4027 Col. Glenn Highway, Dayton, OH 45431-1601
dstdocid: STPRO25.7
dstrelid: NONE
dtetrn: 19930314
dlvacc: NONE
filcnt: T1, H1, G1, C5
ttlcls: UNCLASSIFIED
doccls: UNCLASSIFIED
doctyp: JOB GUIDE
docttl: graphics test

Found file: D001T001

Extracting Text Header Records...

Evaluating Text Header Records...

srcdocid: CALS_CGM_TEST2
dstdocid: STPRO25.7
txtfilid: W
doccls: UNCLASSIFIED
notes: NONE

Saving Text Header File: D001T001_HDR

Saving Text Data File: D001T001_TXT

Found file: D001G002
Extracting DTD Header Records...
Evaluating DTD Header Records...

srcdocid: CALS_CGM_TEST2
dstdocid: STPRO25.7
notes: NONE

Saving DTD Header File: D001G002_HDR
Saving DTD Data File: D001G002_DTD

Found file: D001H003
Extracting Output Specification Header Records...
Evaluating Output Specification Header Records...

srcdocid: CALS_CGM_TEST2
dstdocid: STPRO25.7
notes: NONE

Saving Output Specification Header File: D001H003_HDR
Saving Output Specification Data File: D001H003_OS

Found file: D001C004
Extracting CGM Header Records...
Evaluating CGM Header Records...

srcdocid: CALS_CGM_TEST2
dstdocid: STPRO25.7
txtfilid: W
figid: NONE
srcgph: allreal.cgm
doccls: UNCLASSIFIED
notes: NONE

Saving CGM Header File: D001C004_HDR
Saving CGM Data File: D001C004_CGM

<<<< PART OF LOG REMOVED HERE >>>>

Evaluating numbering scheme...
No errors were encountered during numbering scheme evaluation.
Numbering scheme evaluation complete.

Checking file count...
No errors were encountered during file count verification.
File Count verification complete.

No errors were encountered in Document D001.

Found file: D002

Extracting Document Declaration Header Records...

Evaluating Document Declaration Header Records...

srcsys: John P. Kent, ITDS Chief Engineer, Northrop Corporation, B-2 Division, L591/GK
E. Washington Blvd., Pico Rivera, CA 90660-3765 (310) 948-0624

srcdocid: CALS_IGES_TEST2

srcrelid: NONE

chglvl: ORIGINAL

dteisu: 19930126

dstsys: Jeff Fisher, Integration Manager, USAF CALS Test Bed, HQ AFMC (I)/ENCT, Techne
4027 Col. Glenn Highway, Dayton, OH 45431-1601

dstdocid: STPRO25.9

dstrelid: NONE

dtetrn: 19930314

dlvacc: NONE

filcnt: T1, H1, G1, Q4

ttlcls: UNCLASSIFIED

doccls: UNCLASSIFIED

doctyp: JOB GUIDE

docttl: graphics test

Found file: D002T001

Extracting Text Header Records...

Evaluating Text Header Records...

srcdocid: CALS_IGES_TEST2

dstdocid: STPRO25.9

txtfilid: W

doccls: UNCLASSIFIED

notes: NONE

Saving Text Header File: D002T001_HDR

Saving Text Data File: D002T001_TXT

Found file: D002G002

Extracting DTD Header Records...

Evaluating DTD Header Records...

srcdocid: CALS_IGES_TEST2

dstdocid: STPRO25.9

notes: NONE

Saving DTD Header File: D002G002_HDR

Saving DTD Data File: D002G002_DTD

Found file: D002H003
Extracting Output Specification Header Records...
Evaluating Output Specification Header Records...

srcdocid: CALS_IGES_TEST2
dstdocid: STPRO25.9
notes: NONE

Saving Output Specification Header File: D002H003_HDR
Saving Output Specification Data File: D002H003_OS

Found file: D002Q004
Extracting IGES Header Records...
Evaluating IGES Header Records...

srcdocid: CALS_IGES_TEST2
dstdocid: STPRO25.9
txtfilid: W
figid: NONE
srcgph: apple2d.igs
doccls: UNCLASSIFIED
notes: NONE

Saving IGES Header File: D002Q004_HDR
Saving IGES Data File: D002Q004_IGS

<<<< PART OF LOG REMOVED HERE >>>>

Evaluating numbering scheme...
No errors were encountered during numbering scheme evaluation.
Numbering scheme evaluation complete.

Checking file count...
No errors were encountered during file count verification.
File Count verification complete.

No errors were encountered in Document D002.

Found file: D003
Extracting Document Declaration Header Records...
Evaluating Document Declaration Header Records...

srcsys: John P. Kent, ITDS Chief Engineer, Northrop Corporation, B-2 Division, L591/GK
E. Washington Blvd., Pico Rivera, CA 90660-3765 (310) 948-0624
srcdocid: CALS_RAS_TEST2

srcrelid: NONE
chglvl: ORIGINAL
dteisu: 19930126
dstsys: Jeff Fisher, Integration Manager, USAF CALS Test Bed, HQ AFMC (I)/ENCT, Techno
4027 Col. Glenn Highway, Dayton, OH 45431-1601
dstdocid: STPRO25.11
dstrelid: NONE
dtetrn: 19930314
dlvacc: NONE
filcnt: T1, H1, G1, R1
ttlcls: UNCLASSIFIED
doccls: UNCLASSIFIED
doctyp: JOB GUIDE
docttl: graphics test

Found file: D003T001
Extracting Text Header Records...
Evaluating Text Header Records...

srcdocid: CALS_RAS_TEST2
dstdocid: STPRO25.11
txtfilid: W
doccls: UNCLASSIFIED
notes: NONE

Saving Text Header File: D003T001_HDR
Saving Text Data File: D003T001_TXT

Found file: D003G002
Extracting DTD Header Records...
Evaluating DTD Header Records...

srcdocid: CALS_RAS_TEST2
dstdocid: STPRO25.11
notes: NONE

Saving DTD Header File: D003G002_HDR
Saving DTD Data File: D003G002_DTD

Found file: D003H003
Extracting Output Specification Header Records...
Evaluating Output Specification Header Records...

srcdocid: CALS_RAS_TEST2
dstdocid: STPRO25.11
notes: NONE

Saving Output Specification Header File: D003H003_HDR
Saving Output Specification Data File: D003H003_OS

Found file: D003R004
Extracting Raster Header Records...
Evaluating Raster Header Records...

srcdocid: CALS_RAS_TEST2
dstdocid: STPRO25.11
txtfilid: W
figid: NONE
srcgph: test2.ras
doccls: UNCLASSIFIED
rtype: 2
rorient: 000,270
rpelcnt: 002560,003584
rdensty: 0300
notes: NONE

Saving Raster Header File: D003R004_HDR
Saving Raster Data File: D003R004_GR4

Evaluating numbering scheme...
No errors were encountered during numbering scheme evaluation.
Numbering scheme evaluation complete.

Checking file count...
No errors were encountered during file count verification.
File Count verification complete.

No errors were encountered in Document D003.

No errors were encountered in this File Set.

MIL-STD-1840A File Set Evaluation Complete.

10. Appendix B - Detailed IGES Analysis

10.1 File D002Q004

10.1.1 Parser/Verifier Log

```
*** IGES DATA FILE ANALYSIS ***
***   MARCH 1992   ***
***   IGES Data Analysis   ***
***   (708) 449-3430   ***
```

Input file is /novell/9325/q204.igs
Checking conformance to CALS Class I (MIL-D-28000A 2/10/92)
Today is March 25, 1993 12:09 AM

*** File and Product Name Information ***

```
File name from sender   = 'apple2d.igs'
File creation Date.Time = '930225.134248'
Model change Date.Time = ''
Author                  = 'tom'
Department               = 'GRAPHICS'
Product name from sender = 'apple2d.igs'
Destination product name = 'apple2d.igs'
```

*** Parameter Delimiters ***

```
Delimiter = ','
Terminator = ';'

```

*** Originating System Data ***

```
System ID           = 'ITDS CONVERTER: GEF_IGES'
Preprocessor version = '1.0'
Specification version = 6 (IGES 4.0)
```

*** Precision levels ***

```
Integer bits = 32
Floating point - Exponent = 38 Mantissa = 6
Double precision - Exponent = 308 Mantissa = 15
```

*** Global Model Data ***

```
Model scale = 1.0000E+00
```

Unit flag = 1
 Units = 'IN'
 Line weights = 3
 Maximum line thickness = 1.152632E-02
 Minimum line thickness = 3.842107E-03
 Granularity = 1.000000E-03
 Maximum coordinate = 2.954101E+00

Drafting standard applicable to original data is not specified.

*** Status Flag Summary ***

Blank status:	Visible	41
	Blanked	0
Independence:	Independent	39
	Physically Subordinate	0
	Logically Subordinate	2
	Totally Subordinate	0
Entity use:	Geometry	39
	Annotation	2
	Definition	0
	Other	0
	Logical/Positional	0
	2D parametric	0
	Not Specified	0
Hierarchy:	Structure DE applies	0
	Subordinate DE applies	41
	Hierarchy property applies	0
	Not Specified	0

*** Entity Occurrence Counts ***

Entity	Form	Level	Count	Type
-----	----	-----	-----	-----
106	11	0	24	Copious data - Piecewise planar, linear string(2D path)
106	63	0	8	Simple closed planar curve
110	0	0	6	Line
404	0	0	1	Drawing
406	16	0	1	Property - Drawing size
410	0	0	1	View - Orthographic parallel

*** Entity Count by Level ***

Level Count
0 41

*** Labeling Information ***

0% of the entities are labeled.

Unlabeled 41

*** Line Fonts Used in Data ***

100	102	104	106	108	110	112	114	
-	-	-	-	-	-	-	-	Undefined
-	-	-	32	-	6	-	-	Solid
-	-	-	-	-	-	-	-	Dashed
-	-	-	-	-	-	-	-	Phantom
-	-	-	-	-	-	-	-	Center-line
-	-	-	-	-	-	-	-	Dotted
-	-	-	-	-	-	-	-	User defined
116	118	120	122	124	125	126	128	
-	-	-	-	-	-	-	-	Undefined
-	-	-	-	-	-	-	-	Solid
-	-	-	-	-	-	-	-	Dashed
-	-	-	-	-	-	-	-	Phantom
-	-	-	-	-	-	-	-	Center-line
-	-	-	-	-	-	-	-	Dotted
-	-	-	-	-	-	-	-	User defined
130	132	134	136	138	140	142	144	
-	-	-	-	-	-	-	-	Undefined
-	-	-	-	-	-	-	-	Solid
-	-	-	-	-	-	-	-	Dashed
-	-	-	-	-	-	-	-	Phantom
-	-	-	-	-	-	-	-	Center-line
-	-	-	-	-	-	-	-	Dotted
-	-	-	-	-	-	-	-	User defined

*** Line Widths Used in Data ***

Weight Count Width

Defaulted	31	(0.0038)
2	10	(0.0077)

*** Colors Used in Data ***

Defaulted	3
Red	8
Green	30

***** ENTITY ANALYSIS *****

*** Entity type: 106

*** Entity type: 110

-- 6 lines averaging 1.362447E-01 units --

*** Entity type: 404

Drawing at D 5 contains 1 views.
Drawing at D 5 contains 0 annotation entities.

*** Entity type: 406

*** Entity type: 410

Scale of view at D 1 is 1.000000E+00.
Orthographic View entity at D 1 has 0 clipping planes specified.
XMIN = Not Set XMAX = Not Set
YMIN = Not Set YMAX = Not Set
ZMIN = Not Set ZMAX = Not Set


*** Message Summary ***

*** Error Summary ***


0 fatal errors
0 severe errors
0 errors
0 warnings
0 cautions
0 nitpicks
0 notes

*** End of Analysis of /novell/9325/q204.igs ***

10.1.2 Output IGESView



10.1.3 Output IGESWorks



10.2 File D002Q005

10.2.1 Parser/Verifier Log

```
*** IGES DATA FILE ANALYSIS ***  
***      MARCH 1992      ***  
***  IGES Data Analysis  ***  
***    (708) 449-3430    ***
```

Input file is /novell/9325/q205.igs

Checking conformance to CALS Class I (MIL-D-28000A 2/10/92)

Today is March 25, 1993 12:11 AM

*** File and Product Name Information ***

```
File name from sender   = 'classic2d.igs'  
File creation Date.Time = '930225.134304'  
Model change Date.Time = ''  
Author                  = 'Boardhead'  
Department               = 'WINDY'  
Product name from sender = 'classic2d.igs'  
Destination product name = 'classic2d.igs'
```

*** Parameter Delimiters ***

```
Delimiter = ','  
Terminator = ';' .
```

*** Originating System Data *** .

```
System ID           = 'ITDS CONVERTER: GEF_IGES'  
Preprocessor version = '1.0'  
Specification version = 6 (IGES 4.0)
```

*** Precision levels ***

```
Integer bits = 32  
Floating point - Exponent = 38  Mantissa = 6  
Double precision - Exponent = 308  Mantissa = 15
```

*** Global Model Data ***

```
Model scale          = 1.0000E+00  
Unit flag            = 2
```

Units = 'MM'
 Line weights = 3
 Maximum line thickness = 3.520439E+00
 Minimum line thickness = 1.173480E+00
 Granularity = 1.000000E-03
 Maximum coordinate = 8.782127E+02

Drafting standard applicable to original data is not specified.

*** Status Flag Summary ***

Blank status:	Visible	2988
	Blanked	0
Independence:	Independent	2986
	Physically Subordinate	0
	Logically Subordinate	2
	Totally Subordinate	0
Entity use:	Geometry	2518
	Annotation	470
	Definition	0
	Other	0
	Logical/Positional	0
	2D parametric	0
	Not Specified	0
Hierarchy:	Structure DE applies	0
	Subordinate DE applies	2988
	Hierarchy property applies	0
	Not Specified	0

*** Entity Occurrence Counts ***

Entity	Form	Level	Count	Type
-----	-----	-----	-----	-----
100	0	0	242	Circular arc
104	1	0	15	Conic arc - ellipse
106	11	0	123	Copious data - Piecewise planar, linear string(2D path)
106	63	0	82	Simple closed planar curve
110	0	0	2024	Line
112	0	0	16	Parametric spline curve
124	0	0	15	Transformation matrix
212	0	0	468	General note
404	0	0	1	Drawing

406	16	0	1	Property - Drawing size
410	0	0	1	View - Orthographic parallel

*** Entity Count by Level ***

Level	Count
0	2988

*** Labeling Information ***

0% of the entities are labeled.

Unlabeled 2988

*** Line Fonts Used in Data ***

100	102	104	106	108	110	112	114	
-	-	-	-	-	-	-	-	Undefined
237	-	15	205	-	1765	16	-	Solid
4	-	-	-	-	97	-	-	Dashed
1	-	-	-	-	145	-	-	Phantom
-	-	-	-	-	17	-	-	Center-line
-	-	-	-	-	-	-	-	Dotted
-	-	-	-	-	-	-	-	User defined
116	118	120	122	124	125	126	128	
-	-	-	-	15	-	-	-	Undefined
-	-	-	-	-	-	-	-	Solid
-	-	-	-	-	-	-	-	Dashed
-	-	-	-	-	-	-	-	Phantom
-	-	-	-	-	-	-	-	Center-line
-	-	-	-	-	-	-	-	Dotted
-	-	-	-	-	-	-	-	User defined
130	132	134	136	138	140	142	144	
-	-	-	-	-	-	-	-	Undefined
-	-	-	-	-	-	-	-	Solid
-	-	-	-	-	-	-	-	Dashed
-	-	-	-	-	-	-	-	Phantom
-	-	-	-	-	-	-	-	Center-line
-	-	-	-	-	-	-	-	Dotted
-	-	-	-	-	-	-	-	User defined

*** Line Widths Used in Data ***

Weight	Count	Width
Defaulted	486	(1.1735)
2	2179	(2.3470)
1	323	(1.1735)

*** Colors Used in Data ***

Defaulted	18
Red	965
Green	8
Blue	106
Yellow	1765
Magenta	65
White	61

***** ENTITY ANALYSIS *****

*** Entity type: 100

*** Entity type: 104

WARNING 2265: Start point off conic by 8.961375E-03 at D 381.

WARNING 2039: End point off conic by 2.300953E-02 at D 381.

<<<<< PART OF LOG REMOVED HERE >>>>>

*** Entity type: 106

*** Entity type: 110

-- 2024 lines averaging 1.694140E+01 units --

*** Entity type: 112

*** Entity type: 124

15 transformation matrices, 15 non-zero translations.

NOTE 2341: 15 matrices contain translation information.

*** Entity type: 212

468 text strings in data file.

Average text aspect ratio in file is 1.0159167.

Minimum text aspect ratio in file is 0.7623555.
Maximum text aspect ratio in file is 1.1000000.

FONTS USED IN FILE

FONT	COUNT	NAME
1	468	Default ASCII Style

*** Entity type: 404

Drawing at D 5 contains 1 views.
Drawing at D 5 contains 0 annotation entities.

*** Entity type: 406

*** Entity type: 410

Scale of view at D 1 is 1.000000E+00.
Orthographic View entity at D 1 has 0 clipping planes specified.
XMIN = Not Set XMAX = Not Set
YMIN = Not Set YMAX = Not Set
ZMIN = Not Set ZMAX = Not Set

*** Message Summary ***

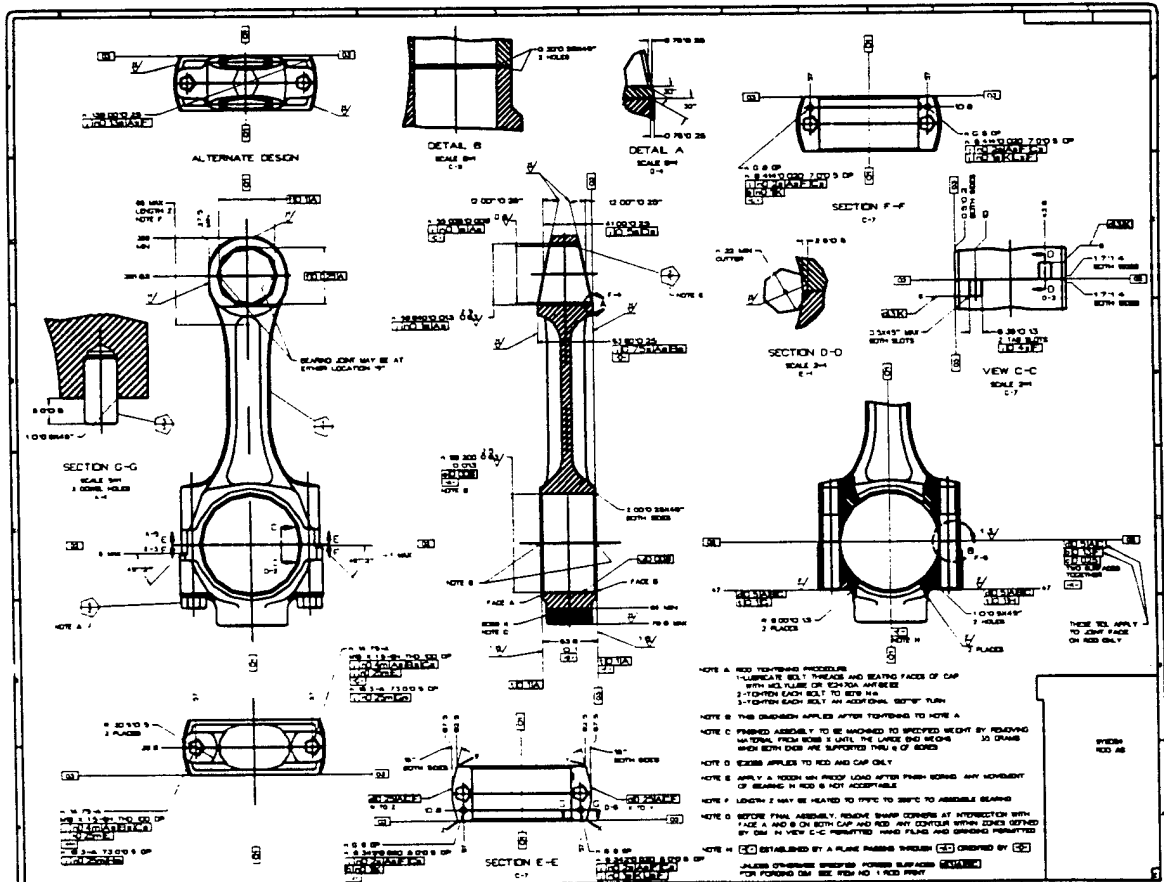
2015: 18 Mathematically incorrect definitions.

*** Error Summary ***

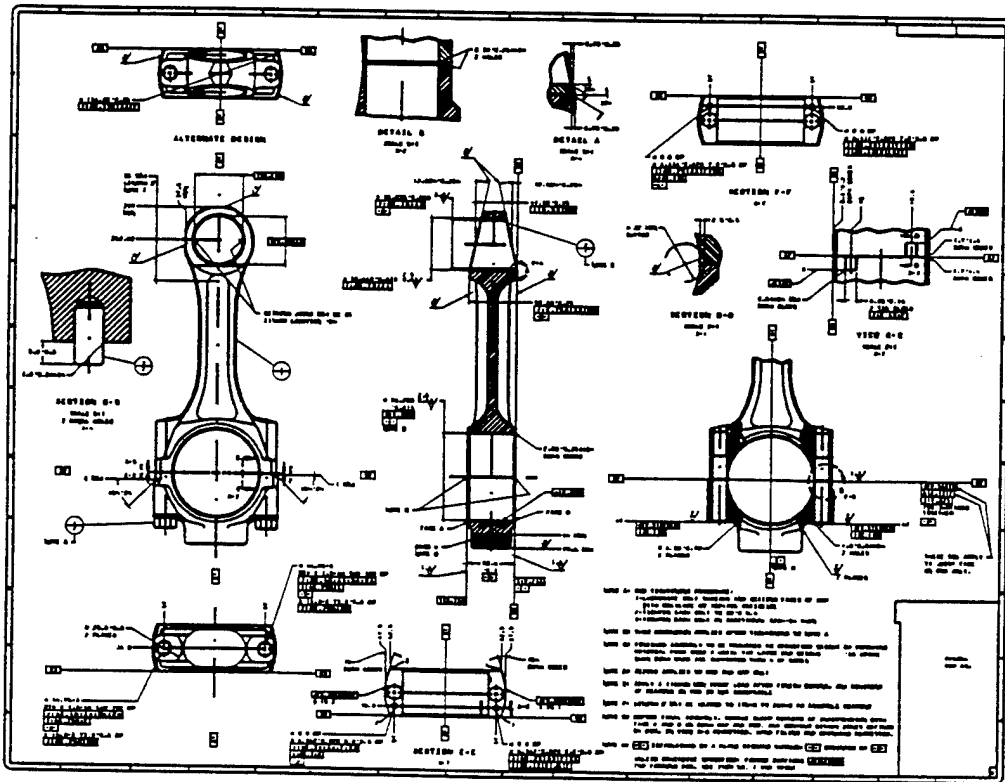
0 fatal errors
0 severe errors
0 errors
18 warnings
0 cautions
0 nitpicks
1 notes

*** End of Analysis of /novell/9325/q205.igs ***

10.2.2 Output IGESView



10.2.3 Output IGESWorks



10.3 File D002Q006

10.3.1 Parser/Verifier Log

```
*** IGES DATA FILE ANALYSIS ***  
***      MARCH 1992      ***  
*** IGES Data Analysis ***  
***      (708) 449-3430      ***
```

Input file is /novell/9325/q206.igs

Checking conformance to CALS Class I (MIL-D-28000A 2/10/92)

Today is March 25, 1993 12:11 AM

*** File and Product Name Information ***

```
File name from sender      = 'identity.igs'  
File creation Date.Time   = '930225.134222'  
Model change Date.Time    = ''  
Author                    = 'KASSEL'  
Department                = 'Air Force CALS Test Network'  
Product name from sender  = 'identity.igs'  
Destination product name  = 'identity.igs'
```

*** Parameter Delimiters ***

```
Delimiter = ','  
Terminator = ';' 
```

*** Originating System Data ***

```
System ID          = 'ITDS CONVERTER: GEF_IGES'  
Preprocessor version = '1.0'  
Specification version = 6 (IGES 4.0)
```

*** Precision levels ***

```
Integer bits = 32  
Floating point - Exponent = 38  Mantissa = 6  
Double precision - Exponent = 308  Mantissa = 15
```

*** Global Model Data ***

```
Model scale          = 1.0000E+00  
Unit flag            = 1
```

Units = 'IN'
 Line weights = 1
 Maximum line thickness = 1.680104E-02
 Minimum line thickness = 1.680104E-02
 CAUTION 2317: Maximum line thickness equal to minimum thickness.
 Granularity = 1.000000E-03
 Maximum coordinate = 1.690002E+01

Drafting standard applicable to original data is not specified.

*** Status Flag Summary ***

Blank status:	Visible	200
	Blanked	0
Independence:	Independent	185
	Physically Subordinate	12
	Logically Subordinate	3
	Totally Subordinate	0
Entity use:	Geometry	67
	Annotation	132
	Definition	1
	Other	0
	Logical/Positional	0
	2D parametric	0
	Not Specified	0
Hierarchy:	Structure DE applies	0
	Subordinate DE applies	200
	Hierarchy property applies	0
	Not Specified	0

*** Entity Occurrence Counts ***

Entity	Form	Level	Count	Type
-----	----	-----	-----	----
100	0	0	3	Circular arc
102	0	0	1	Composite curve
104	1	0	2	Conic arc - ellipse
104	2	0	1	Conic arc - hyperbola
104	3	0	1	Conic arc - parabola
106	11	0	1	Copious data - Piecewise planar, linear string(2D path)
106	63	0	1	Simple closed planar curve
110	0	0	27	Line

112	0	0	2	Parametric spline curve
124	0	0	12	Transformation matrix
126	0	0	6	Rational B-spline curve
212	0	0	129	General note
230	0	0	1	Sectioned area (Standard Crosshatching)
308	0	0	1	Subfigure definition
404	0	0	1	Drawing
406	16	0	1	Property - Drawing size
406	18	0	1	Property - Intercharacter spacing
408	0	0	8	Single subfigure instance
410	0	0	1	View - Orthographic parallel

*** Entity Count by Level ***

Level	Count
0	200

*** Labeling Information ***

0% of the entities are labeled.

Unlabeled	200
-----------	-----

*** Line Fonts Used in Data ***

100	102	104	106	108	110	112	114	
-	-	-	-	-	-	-	-	Undefined
3	1	4	2	-	27	2	-	Solid
-	-	-	-	-	-	-	-	Dashed
-	-	-	-	-	-	-	-	Phantom
-	-	-	-	-	-	-	-	Center-line
-	-	-	-	-	-	-	-	Dotted
-	-	-	-	-	-	-	-	User defined

116	118	120	122	124	125	126	128	
-	-	-	-	12	-	-	-	Undefined
-	-	-	-	-	-	6	-	Solid
-	-	-	-	-	-	-	-	Dashed
-	-	-	-	-	-	-	-	Phantom
-	-	-	-	-	-	-	-	Center-line
-	-	-	-	-	-	-	-	Dotted
-	-	-	-	-	-	-	-	User defined

130	132	134	136	138	140	142	144	
-----	-----	-----	-----	-----	-----	-----	-----	--

-	-	-	-	-	-	-	-	Undefined
-	-	-	-	-	-	-	-	Solid
-	-	-	-	-	-	-	-	Dashed
-	-	-	-	-	-	-	-	Phantom
-	-	-	-	-	-	-	-	Center-line
-	-	-	-	-	-	-	-	Dotted
-	-	-	-	-	-	-	-	User defined

*** Line Widths Used in Data ***

Weight	Count	Width
Defaulted	200	(0.0168)

*** Colors Used in Data ***

Defaulted	25
Red	175

***** ENTITY ANALYSIS *****

*** Entity type: 100

*** Entity type: 102

*** Entity type: 104

WARNING 2265: Start point off conic by 2.666563E-03 at D 23.
WARNING 2265: Start point off conic by 1.456414E-03 at D 27.

*** Entity type: 106

*** Entity type: 110

-- 27 lines averaging 7.155336E+00 units --

*** Entity type: 112

*** Entity type: 124

12 transformation matrices, 4 non-zero translations.

NOTE 2341: 4 matrices contain translation information.

*** Entity type: 126

*** Entity type: 212

129 text strings in data file.
Average text aspect ratio in file is 0.9982937.
Minimum text aspect ratio in file is 0.7978667.
Maximum text aspect ratio in file is 1.4857143.

FONTS USED IN FILE

FONT	COUNT	NAME
1	127	Default ASCII Style
1002	2	Symbol Font 2

*** Entity type: 230

*** Entity type: 308

Subfigure name at D 19: 'subfig0'.
Number of included entities = 6.

*** Entity type: 404

Drawing at D 5 contains 1 views.
Drawing at D 5 contains 0 annotation entities.

*** Entity type: 406

*** Entity type: 408

Subfigure instance at D 363	references subfigure at D 19.
Subfigure instance at D 373	references subfigure at D 19.
Subfigure instance at D 377	references subfigure at D 19.
Subfigure instance at D 381	references subfigure at D 19.
Subfigure instance at D 385	references subfigure at D 19.
Subfigure instance at D 389	references subfigure at D 19.
Subfigure instance at D 393	references subfigure at D 19.
Subfigure instance at D 397	references subfigure at D 19.

*** Entity type: 410

Scale of view at D 1 is 1.000000E+00.
Orthographic View entity at D 1 has 0 clipping planes specified.
XMIN = Not Set XMAX = Not Set
YMIN = Not Set YMAX = Not Set
ZMIN = Not Set ZMAX = Not Set

*** Message Summary ***

2015: 2 Mathematically incorrect definitions.


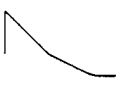







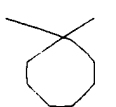







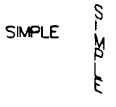

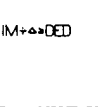

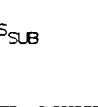





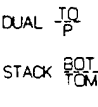
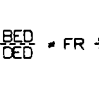
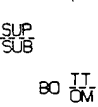
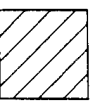




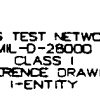
2018: 1 Problems with line weight/width display information.

*** Error Summary ***





































0 fatal errors
0 severe errors
0 errors
2 warnings
1 cautions
0 nitpicks
1 notes

*** End of Analysis of /novell/9325/q206.igs ***










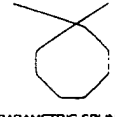









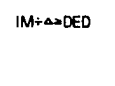







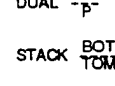

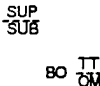





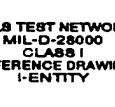
10.3.2 Output IGESView

 CIRCULAR ARC (100)	 COMPOSITE CURVE (102)	 CONIC ARC - GENERAL (104 FORM 0)	 CONIC ARC - ELLIPSE (104 FORM 1)	 CONIC ARC - HYPERBOLA (104 FORM 2)	 CONIC ARC - PARABOLA (104 FORM 3)	 LINEAR PLANAR CURVE (108 FORM 1)	 SIMPLE CLOSED AREA (108 FORM 83)
 LINE (110)	 PARAMETRIC SPLINE CURVE (112)	 TRANSFORMATION MATRIX D=1 (124 FORM 0)	 RATIONAL B-SPLINE CURVE (126 FORM 0)	 RATIONAL B-SPLINE CURVE LINE (126 FORM 1)	 RATIONAL B-SPLINE CURVE CIRCULAR ARC (126 FORM 2)	 RATIONAL B-SPLINE CURVE ELLIPTICAL ARC (126 FORM 3)	 RATIONAL B-SPLINE CURVE PARABOLIC ARC (126 FORM 4)
 RATIONAL B-SPLINE CURVE HYPERBOLIC ARC (126 FORM 5)	 GENERAL NOTE - SIMPLE (212 FORM 0)	 NOTE - DUAL STACK (212 FORM 1)	 NOTE - IMBEDDED FONT CHANGE (212 FORM 2)	 NOTE - SUPERSCRIPT (212 FORM 3)	 NOTE - SUBSCRIPT (212 FORM 4)	 NOTE - SUPER/SUBSCRIPT (212 FORM 5)	 NOTE - MULTI STACK LEFT JUST (212 FORM 6)
 NOTE - MULTI STACK CENTER JUST (212 FORM 7)	 NOTE - MULTI STACK RIGHT JUST (212 FORM 8)	 NOTE - SIMPLE FRACTION (212 FORM 100)	 NOTE - DUAL STACK FRACTION (212 FORM 101)	 NOTE - FONT/DOUBLE FRACTION (212 FORM 102)	 NOTE - SUPER/SUB FRACTION (212 FORM 105)	 SECTIONED AREA (230)	 INTERCHARACTER SPACING (406 FORM 16)
 SINGLE SUBFIGURE INSTANCE (406)	 RECTANGULAR SUBFIGURE INSTANCE (412)	 CIRCULAR SUBFIGURE INSTANCE (414)					 CALSTEST NETWORK MIL-D-28000 CLASS I REFERENCE DRAWING 1-ENTITY

10.3.3 Output IGESWorks

 CIRCULAR ARC (R90)	 SLOPED CURVE (R90)	 CIRCLE AND - DIAGONAL (110, 100, 90)	 CIRCLE AND - DIAGONAL (110, 100, 90)	 CIRCLE AND - DIAGONAL (110, 100, 90)	 CIRCLE AND - DIAGONAL (110, 100, 90)	 LINEAR PLANE, QUOTE (100, 100, 110)	 SIMPLE SQUARE AREA (100, 100, 110)
 LINE QUOTE	 PARABOLIC SPLINE QUOTE (100, 110)	 TANGENT QUOTE (100, 110, 100, 110)	 OUTERLINE (100, 110, 100, 110)	 OUTERLINE (100, 110, 110, 100)	 OUTERLINE (100, 110, 100, 110)	 OUTERLINE (100, 110, 100, 110)	 OUTERLINE (100, 110, 100, 110)
 OUTERLINE (100, 110, 100, 110)	 SIMPLE STACK (100, 110)	 DUAL STACK (100, 110)	 IN-ANGLED (100, 110)	 SUPER (100, 110)	 SUB (100, 110)	 SUPER SUB (100, 110)	 H STACK LEFT (100, 110)
 H STACK CENTER (100, 110)	 H STACK RIGHT (100, 110)	 BRAP NOTATION (100, 110)	 DUAL TO STACK NOTATION (100, 110)	 IN RED = FR ACT ION (100, 110)	 FR SUP SUB (100, 110)	 HATCHED AREA (100, 110)	 SPACING (100, 110)
 STICK FIGURE (100, 110)	 TWO STICK FIGURES (100, 110)	 THREE STICK FIGURES (100, 110)					 BALL TEST NETWORK (100, 110)

10.3.4 Output iges2draw/IslandDraw

 CIRCULAR ARC (100)	 COMPOSITE CURVE (102)	 CONIC ARC - GENERAL (104 FORM 0)	 CONIC ARC - ELLIPSE (104 FORM 1)	 CONIC ARC - HYPERBOLA (104 FORM 2)	 CONIC ARC - PARABOLA (104 FORM 3)	 LINEAR PLANAR CURVE (106 FORM 1)	 SIMPLE CLOSED AREA (108 FORM 0)
 LINE (110)	 PARAMETRIC SPLINE CURVE (112)	 TRANSFORMATION MATRIX D=1 (124 FORM 0)	 RATIONAL B-SPLINE CURVE (126 FORM 0)	 RATIONAL B-SPLINE CURVE LINE (126 FORM 1)	 RATIONAL B-SPLINE CURVE CIRCULAR ARC (126 FORM 2)	 RATIONAL B-SPLINE CURVE ELLIPTICAL ARC (126 FORM 3)	 RATIONAL B-SPLINE CURVE PARABOLIC ARC (126 FORM 4)
 RATIONAL B-SPLINE CURVE HYPERBOLIC ARC (126 FORM 5)	 GENERAL NOTE - SIMPLE (212 FORM 0)	 DUAL STACK NOTE - DUAL STACK (212 FORM 1)	 IMBEDDED NOTE - IMBEDDED FONT CHANGE (212 FORM 2)	 SUPER NOTE - SUPERSCRIPT (212 FORM 3)	 SUB NOTE - SUBSCRIPT (212 FORM 4)	 SUPER SUB NOTE - SUPER/SUB SCRIPT (212 FORM 5)	 M STACK LEFT NOTE - MULTI STACK LEFT JUST (212 FORM 6)
 M STACK CENTER NOTE - MULTI STACK CENT JUST (212 FORM 7)	 M STACK RIGHT NOTE - MULTI STACK RIGHT JUST (212 FORM 8)	 FRAC TION NOTE - SIMPLE FRACTION (212 FORM 100)	 DUAL TO P STACK BOT TOM NOTE - DUAL STACK FRACTION (212 FORM 101)	 IMBEDDED = FRACTION NOTE - FONT/DOUBLE FRACTION (212 FORM 102)	 TOP FR - SUP SUB BOTTOM NOTE - SUPER/SUB FRACTION (212 FORM 106)	 SECTIONED AREA (230)	 SPACING INTERCHARACTER SPACING (408 FORM 18)
 SINGLE SUBFIGURE INSTANCE (408)	 RECTANGULAR SUBFIGURE INSTANCE (412)	 CIRCULAR SUBFIGURE INSTANCE (414)					 CALB TEST NETWORK MIL-D-28000 CLASS I REFERENCE DRAWING ENTITY

10.4 File D002Q007

10.4.1 Parser/Verifier Log

```
*** IGES DATA FILE ANALYSIS ***  
***      MARCH 1992      ***  
***   IGES Data Analysis   ***  
***   (708) 449-3430     ***
```

Input file is /novell/9325/q207.igs

Checking conformance to CALS Class I (MIL-D-28000A 2/10/92)

Today is March 25, 1993 12:12 AM

*** File and Product Name Information ***

```
File name from sender   = 'lgtable.igs'  
File creation Date.Time = '930225.134240'  
Model change Date.Time = ''  
Author                  = 'FARRELL'  
Department               = 'Air Force CALS Test Network'  
Product name from sender = 'lgtable.igs'  
Destination product name = 'lgtable.igs'
```

*** Parameter Delimiters ***

```
Delimiter = ','  
Terminator = ';' 
```

*** Originating System Data ***

```
System ID           = 'ITDS CONVERTER: GEF_IGES'  
Preprocessor version = '1.0'  
Specification version = 6 (IGES 4.0)
```

*** Precision levels ***

```
Integer bits = 32  
Floating point - Exponent = 38  Mantissa = 6  
Double precision - Exponent = 308  Mantissa = 15
```

*** Global Model Data ***

```
Model scale          = 1.0000E+00  
Unit flag            = 1
```

Units = 'IN'
 Line weights = 5
 Maximum line thickness = 4.735348E-02
 Minimum line thickness = 9.470696E-03
 Granularity = 1.000000E-03
 Maximum coordinate = 9.391507E+00

Drafting standard applicable to original data is not specified.

*** Status Flag Summary ***

Blank status:	Visible	280
	Blanked	0
Independence:	Independent	267
	Physically Subordinate	11
	Logically Subordinate	2
	Totally Subordinate	0
Entity use:	Geometry	226
	Annotation	54
	Definition	0
	Other	0
	Logical/Positional	0
	2D parametric	0
	Not Specified	0
Hierarchy:	Structure DE applies	0
	Subordinate DE applies	280
	Hierarchy property applies	0
	Not Specified	0

*** Entity Occurrence Counts ***

Entity	Form	Level	Count	Type
-----	----	-----	-----	-----
100	0	0	85	Circular arc
102	0	0	2	Composite curve
104	1	0	5	Conic arc - ellipse
110	0	0	116	Line
112	0	0	12	Parametric spline curve
124	0	0	5	Transformation matrix
212	0	0	47	General note
230	0	0	5	Sectioned area (Standard Crosshatching)
404	0	0	1	Property
406	16	0	1	Property - Drawing size

410 0 0 1 View - Orthographic parallel

*** Entity Count by Level ***

Level Count
 0 280

*** Labeling Information ***

0% of the entities are labeled.

Unlabeled 280

*** Line Fonts Used in Data ***

100	102	104	106	108	110	112	114	
-	-	-	-	-	-	-	-	Undefined
85	2	5	-	-	107	12	-	Solid
-	-	-	-	-	9	-	-	Dashed
-	-	-	-	-	-	-	-	Phantom
-	-	-	-	-	-	-	-	Center-line
-	-	-	-	-	-	-	-	Dotted
-	-	-	-	-	-	-	-	User defined
116	118	120	122	124	125	126	128	
-	-	-	-	5	-	-	-	Undefined
-	-	-	-	-	-	-	-	Solid
-	-	-	-	-	-	-	-	Dashed
-	-	-	-	-	-	-	-	Phantom
-	-	-	-	-	-	-	-	Center-line
-	-	-	-	-	-	-	-	Dotted
-	-	-	-	-	-	-	-	User defined
130	132	134	136	138	140	142	144	
-	-	-	-	-	-	-	-	Undefined
-	-	-	-	-	-	-	-	Solid
-	-	-	-	-	-	-	-	Dashed
-	-	-	-	-	-	-	-	Phantom
-	-	-	-	-	-	-	-	Center-line
-	-	-	-	-	-	-	-	Dotted
-	-	-	-	-	-	-	-	User defined

*** Line Widths Used in Data ***

Weight	Count	Width
Defaulted	73	(0.0095)
3	22	(0.0284)
2	123	(0.0189)
4	62	(0.0379)

*** Colors Used in Data ***

Defaulted	196
Blue	22
Cyan	62

***** ENTITY ANALYSIS *****

*** Entity type: 100

*** Entity type: 102

*** Entity type: 104

WARNING 2265: Start point off conic by 7.999625E-03 at D 73.
WARNING 2265: Start point off conic by 1.788987E-02 at D 81.
WARNING 2039: End point off conic by 1.581491E-03 at D 81.
WARNING 2265: Start point off conic by 1.594810E-02 at D 141.
WARNING 2265: Start point off conic by 3.114898E-02 at D 191.

*** Entity type: 110

-- 116 lines averaging 5.326830E-01 units --

*** Entity type: 112

*** Entity type: 124

5 transformation matrices, 5 non-zero translations.

NOTE 2341: 5 matrices contain translation information.

*** Entity type: 212

47 text strings in data file.
Average text aspect ratio in file is 0.7899129.
Minimum text aspect ratio in file is 0.7580039.
Maximum text aspect ratio in file is 1.0525425.

FONTS USED IN FILE

FONT	COUNT	NAME
1	47	Default ASCII Style

*** Entity type: 230

*** Entity type: 404

Drawing at D 5 contains 1 views.

Drawing at D 5 contains 0 annotation entities.

*** Entity type: 406

*** Entity type: 410

Scale of view at D 1 is 1.000000E+00.

Orthographic View entity at D 1 has 0 clipping planes specified.

XMIN = Not Set XMAX = Not Set

YMIN = Not Set YMAX = Not Set

ZMIN = Not Set ZMAX = Not Set

*** Message Summary ***

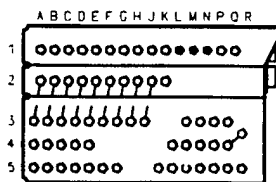
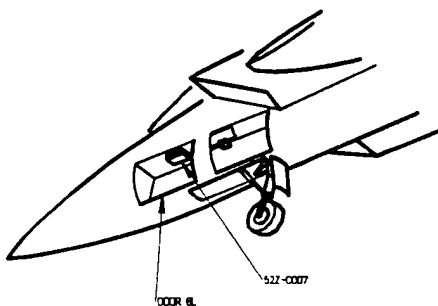
2015: 5 Mathematically incorrect definitions.

*** Error Summary ***

0 fatal errors
0 severe errors
0 errors
5 warnings
0 cautions
0 nitpicks
1 notes

*** End of Analysis of /novell/9325/q207.igs ***

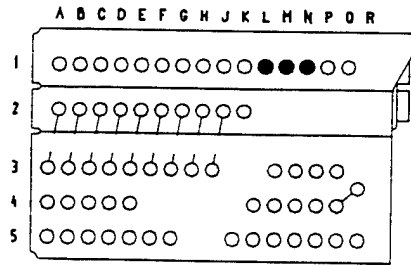
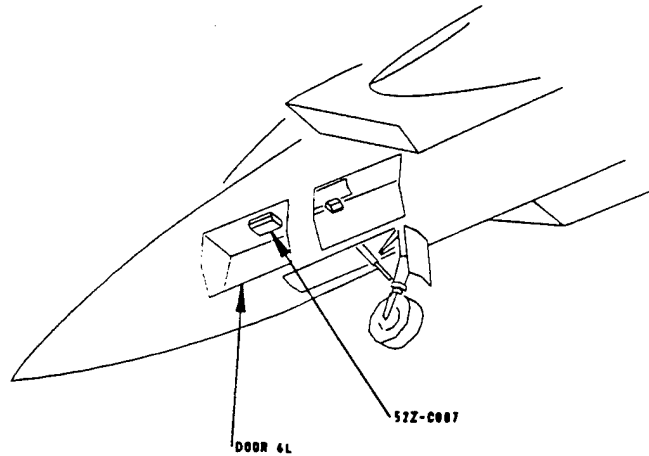
10.4.2 Output IGESView



52Z-C007

52Z-C007		ESSENTIAL CIRCUIT BREAKER PANEL NO 1		124-90-077	
REF DES	ZONE	NOMENCLATURE		BUS	
41080033	L1	R ALC W/IN PWR		28VDC	ESS 28VDC
41080034	N1	L ALC W/IN PWR		28VDC	ESS 28VDC
42080005	N1	LOC GR POS NO		28VDC	ESS 28VDC

10.4.3 Output IGESWorks

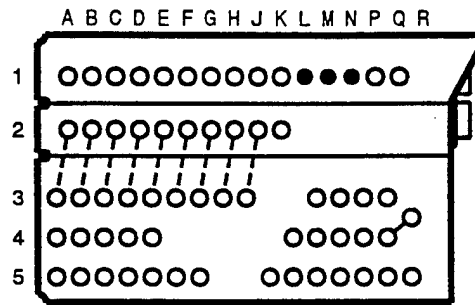
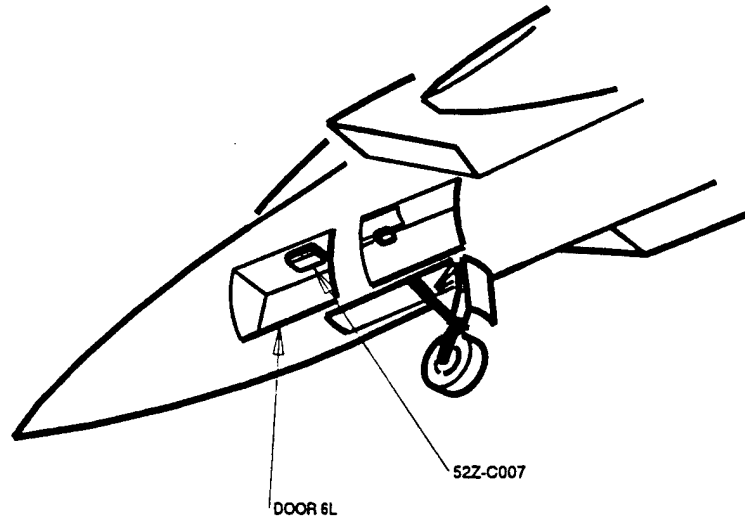


52Z-C007

52Z-C007		ESSENTIAL CIRCUIT BREAKER PANEL NO. 1		(24-50-12)
REF DES	ZONE	NOMENCLATURE		BUS
41CBC033	L1	R MLD WOV PWR	28VDC	ESS 28VDC
41CBC034	M1	L MLD WOV PWR	28VDC	ESS 28VDC
42CBC005	N1	LDE CR POS IND	28VDC	ESS 28VDC

CALS Test Network LGTABLE Reference Illustration

10.4.4 Output iges2draw/IslandDraw



52Z-C007

52Z-C007		ESSENTIAL CIRCUIT BREAKER PANEL NO. 1		(24-50-1)
REF DES	ZONE	NOMENCLATURE		BUS
41CBC033	L1	R MLG WOW PWR	28VDC	ESS 28VDC
41CBC034	M1	L MLG WOW PWR	28VDC	ESS 28VDC
42CBC005	N1	LDG GR POS IND	28VDC	ESS 28VDC

11. Appendix C - Detailed SGML Analysis

11.1 Parser Log

SGML Document Type Definition Parser
An SGML System Conforming to
International Standard ISO 8879
Standard Generalized Markup Language

Log file: '9325a.LOG'
SDO File: 'ctndecl.sdo'
Namecase General is yes.
Namecase Entity is no.
Parsing DTD file: '9325a.dtd'

DTD0095: Start tag for element 'DATABASE' cannot be omitted if the
element had declared content (CDATA, RCDATA, EMPTY).
DTD0095: Start tag for element 'MEDIUM' cannot be omitted if the
element had declared content (CDATA, RCDATA, EMPTY).
DTD0096: The generic ID SHORTTITLE has not been used in any content
model, inclusion, or as a doctype element.
DTD0096: The generic ID CONTASSURPG has not been used in any content
model, inclusion, or as a doctype element.
DTD0096: The generic ID REFDOC has not been used in any content
model, inclusion, or as a doctype element.
DTD0096: The generic ID CFGPGE has not been used in any content
model, inclusion, or as a doctype element.
DTD0096: The generic ID COVERINDEX has not been used in any content
model, inclusion, or as a doctype element.
DTD0096: The generic ID STALOC has not been used in any content
model, inclusion, or as a doctype element.
DTD0096: The generic ID TESTCODE has not been used in any content
model, inclusion, or as a doctype element.
This DTD conforms to the ISO 8879 standard

DTO file '9325a.DTO' created

closing statistics:
Capacity points: 72200
Bytes of DTO file string space: 12765
SGML descriptor blocks: 7138

Document Type Definition is compliant and parsed normally.

Program status code: 0.

11.2 Exoterica XGMLNormalizer Parser

No reported errors.

11.3 Exoterica Validator Log

```
<!-- Entity has no name, system id or public id in formal file -->.
<!-- **Warning** in "9325.sgm", line 517:
  An EMPTY element must have a start tag and must not have an end tag.
  Therefore, it is inappropriate to specify an omissible start tag or an
  inomissible end tag in its declaration.
  The element is "DATABASE".
  <!ELEMENT database      - -      EMPTY      >
                                ^^^^^^
-->
<!-- **Warning** in "9325.sgm", line 599:
  An EMPTY element must have a start tag and must not have an end tag.
  Therefore, it is inappropriate to specify an omissible start tag or an
  inomissible end tag in its declaration.
  The element is "MEDIUM".
  <!ELEMENT medium      - -      EMPTY>
                                ^^^^^^
-->
<!-- **Warning**:
  An element with mixed content should permit data characters ("#PCDATA")
  everywhere.
  The element being declared is "NOTICE".
  (((#PCDATA | ftnref | xref | indxflag | verbatim |
    ^^^^^^
-->
<!-- **Warning**:
  An element with mixed content should permit data characters ("#PCDATA")
  everywhere.
  The element being declared is "INTERNATLSTD".
  (((#PCDATA | ftnref | xref | indxflag | verbatim |
    ^^^^^^
-->
<!-- **Warning**:
  An element with mixed content should permit data characters ("#PCDATA")
  everywhere.
  The element being declared is "HOWTOUSE".
  (((#PCDATA | ftnref | xref | indxflag | verbatim |
    ^^^^^^
-->
```

```
<!-- **Warning** in "9325.sgm", line 1361:
  An element with mixed content should permit data characters ("#PCDATA")
  everywhere.
  The element being declared is "CALLOUT".
  <!ELEMENT callout          - -          (#PCDATA | graphic)          >
                                     /\
-->
<!-- **Warning**:
  An element with mixed content should permit data characters ("#PCDATA")
  everywhere.
  The element being declared is "ENTRY".
  (((#PCDATA | ftnref | xref | indxflag | verbatim |
  ^^^^^^^
-->
<!-- **Warning**:
  An element with mixed content should permit data characters ("#PCDATA")
  everywhere.
  The element being declared is "FTNOTE".
  (((#PCDATA | ftnref | xref | indxflag | verbatim |
  ^^^^^^^
-->
<!-- **Warning** in "9325.sgm", line 1612:
  An element is not allowed in the document instance because it does not
  appear in any accessible content model or it is completely excluded.
  The element is "CFGPGGE".
-->
<!-- **Warning** in "9325.sgm", line 1612:
  An element is not allowed in the document instance because it does not
  appear in any accessible content model or it is completely excluded.
  The element is "CONTASSURPG".
-->
<!-- **Warning** in "9325.sgm", line 1612:
  An element is not allowed in the document instance because it does not
  appear in any accessible content model or it is completely excluded.
  The element is "COVERINDEX".
-->
<!-- **Warning** in "9325.sgm", line 1612:
  An element is not allowed in the document instance because it does not
  appear in any accessible content model or it is completely excluded.
  The element is "ENTRYTBL".
-->
<!-- **Warning** in "9325.sgm", line 1612:
  An element is not allowed in the document instance because it does not
  appear in any accessible content model or it is completely excluded.
  The element is "REFDOC".
-->
<!-- **Warning** in "9325.sgm", line 1612:
```

An element is not allowed in the document instance because it does not appear in any accessible content model or it is completely excluded.
The element is "SHORTTITLE".

-->

<!-- **Warning** in "9325.sgm", line 1612:

An element is not allowed in the document instance because it does not appear in any accessible content model or it is completely excluded.
The element is "STALOC".

-->

<!-- **Warning** in "9325.sgm", line 1612:

An element is not allowed in the document instance because it does not appear in any accessible content model or it is completely excluded.
The element is "TESTCODE".

-->

<!-- 16 warnings reported. -->

11.4 Public Domain sgmls Log

No reported errors.

12. Appendix D - Detailed CGM Analysis

12.1 File D001C004

12.1.1 Parser Log MetaCheck

MetaCheck Version 2.05 -- CGM/MIL-D-28003 Conformance Analyzer
Copyright 1988-91 CGM Technology Software
Execution Date: 03/25/93 Time: 08:24:33

Metafile Examined : i:\9325\c104

Pictures Examined : All

Elements Examined : All

Bytes Examined : All

=====
Trace Report
=====

Tracing not selected.

=====
CGM Conformance Violation Report
=====

No Errors Detected

=====
CAL S CGM Profile (MIL-D-28003) Report
=====

No profile discrepancies detected.

=====
Conformance Summary Report
=====

MetaCheck Version 2.05 -- CGM/MIL-D-28003 Conformance Analyzer
Copyright 1988-91 CGM Technology Software
Execution Date: 03/25/93 Time: 08:24:35

Name of CGM under test: i:\9325\c104.cgm

Encoding : Binary

Pictures Examined : All

Elements Examined : All

Bytes Examined : All

BEGIN METAFILE string : "allreal.cgm"

METAFILE DESCRIPTION : "NORTHROP B2 ITDS GEF, MIL-D-28003/BASIC-1"

Picture 1 starts at octet offset 202; string contains: "Picture 1"

Conformance Summary : This file conforms to the CGM specification.
This file meets the CALS CGM Profile (MIL-D-28003).

Summary of Testing Performed and Errors Found:

1 Pictures Tested
272 Elements Tested
3980 Octets Tested

```
=====
| No Errors Were Detected |
=====
```

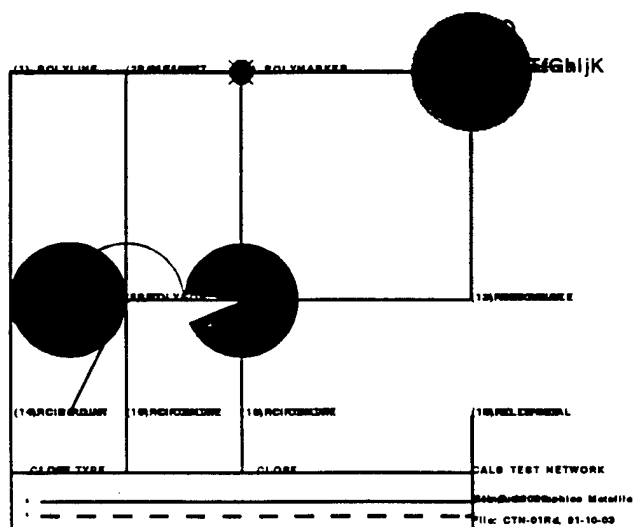
===== End of Conformance Report =====

12.1.2 validcgm Log

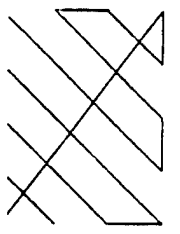
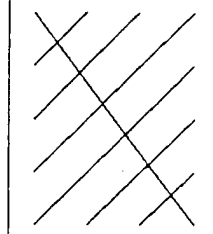
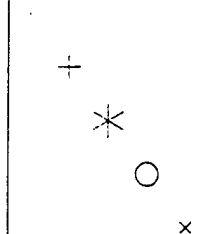
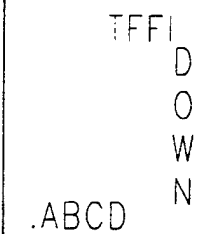
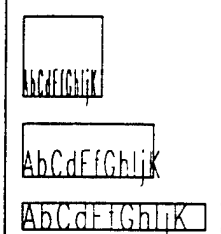
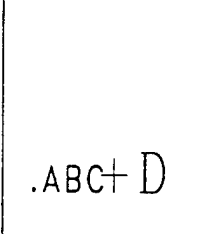

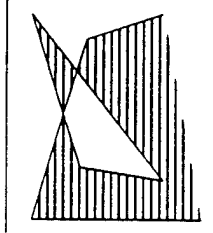





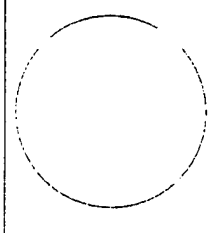



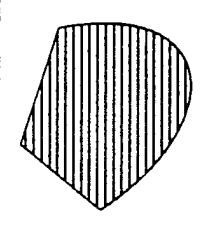
Analysis for file c104.cgm using table table
ERROR: illegal in this state (2), std B
ERROR: required precursor (0, 4) not yet seen
(14.1, 0) (3, 6, 2) Clip Indicator OFF
MILSPEC 28003 error: illegal hatch index
(173, 2354) (5, 24, 2) Hatch Index 6
(0, 1) occurred 1 time
(0, 2) occurred 1 time
(0, 3) occurred 1 time
(0, 4) occurred 1 time
(0, 5) occurred 1 time
(1, 1) occurred 1 time
(1, 2) occurred 1 time
(1, 3) occurred 1 time
(1, 4) occurred 1 time
(1, 5) occurred 1 time
(1, 6) occurred 1 time
(1, 7) occurred 1 time
(1, 8) occurred 1 time
(1, 9) occurred 1 time
(1, 10) occurred 1 time
(1, 11) occurred 1 time
(1, 12) occurred 1 time
(1, 13) occurred 1 time
(2, 2) occurred 1 time
(2, 6) occurred 1 time

(2, 7) occurred 1 time
(3, 2) occurred 1 time
(3, 6) occurred 1 time
(3, 6) occurred illegally 1 time
(4, 1) occurred 32 times
(4, 3) occurred 5 times
(4, 4) occurred 50 times
(4, 7) occurred 3 times
(4, 9) occurred 1 time
(4, 12) occurred 2 times
(4, 15) occurred 3 times
(4, 16) occurred 2 times
(4, 17) occurred 2 times
(4, 18) occurred 2 times
(4, 19) occurred 1 time
(5, 2) occurred 17 times
(5, 3) occurred 17 times
(5, 4) occurred 17 times
(5, 6) occurred 5 times
(5, 7) occurred 5 times
(5, 8) occurred 5 times
(5, 10) occurred 3 times
(5, 12) occurred 5 times
(5, 13) occurred 1 time
(5, 14) occurred 7 times
(5, 15) occurred 5 times
(5, 16) occurred 7 times
(5, 17) occurred 4 times
(5, 18) occurred 1 time
(5, 22) occurred 10 times
(5, 23) occurred 8 times
(5, 24) occurred 7 times
(5, 27) occurred 2 times
(5, 28) occurred 2 times
(5, 29) occurred 2 times
(5, 30) occurred 10 times
(5, 31) occurred 7 times
(5, 34) occurred 1 time


12.1.3 Output Harvard Graphics



12.1.4 Output cgm2draw/IslandDraw

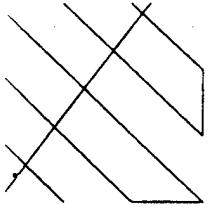
) POLYLINE	 (2) DISJOINT POLYLINE	 (3) POLYMARKER	 (4) TEXT	 (5) RESTRICTED TEXT	 (6) APPEND TEXT
) POLYGON	 (8) POLYGON SET	 (9) CELL ARRAY	 (11) RECTANGLE	 (12) CIRCLE	 (13) CIRCULAR ARC 3 PC
 4) CIRCULAR ARC 3 POINT CLOSE	 (15) CIRCULAR ARC CENTRE	 (16) CIRCULAR ARC CENTRE CLOSE	 (17) ELLIPSE	 (18) ELLIPTICAL ARC	 (19) ELLIPTICAL ARC CLOSE

LINE TYPE

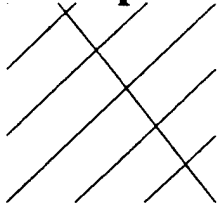


CALS TEST NETWORK
MIL-D-28003
Computer Graphics Metafile
File: CTN-01Rd, 91-10-03


12.1.5 Output IslandDraw



POLYLINE



(2) DISJOINT
POLYLINE



(3) POLYMARKER

.ABCD

.ABCD

(4) TEXT

AbCdEfGhIjK


AbCdEfGhIjK

AbCdEfGhIjK

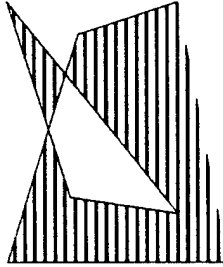
(5) RESTRICTED
TEXT

.ABC +D

(6) APPEND
TEXT




POLYGON




(8) POLYGON
SET




(9) CELL
ARRAY



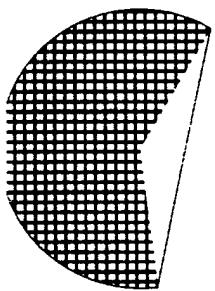
(11) RECTANGLE




(12) CIRCLE




(13) CIRCULAR
ARC 3 POINT




) CIRCULAR
ARC 3 POINT
CLOSE



(15) CIRCULAR
ARC CENTRE



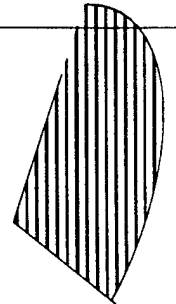
(16) CIRCULAR
ARC CENTRE
CLOSE



(17) ELLIPSE

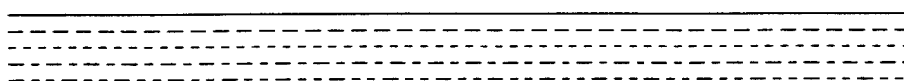


(18) ELLIPTICAL
ARC



(19) ELLIPTICAL
ARC CLOSE

LINE TYPE






















CALS TEST NETWORK

MIL-D-28003

Computer Graphics Metafile

File: CTN-01Rd, 91-10-03

12.1.6 Output CadLeaf

					
<p>(1) POLYLINE</p>	<p>(2) DISJOINT POLYLINE</p>	<p>(3) POLYMARKER</p>	<p>(4) TEXT</p>	<p>(5) RESTRICTED TEXT</p>	<p>(6) APPEND TEXT</p>
					
<p>(7) POLYGON</p>	<p>(8) POLYGON SET</p>	<p>(9) CELL ARRAY</p>	<p>(10) RECTANGLE</p>	<p>(12) CIRCLE</p>	<p>(13) CIRCULAR ARC 3 POINT</p>
					
<p>(14) CIRCULAR ARC 3 POINT CLOSE</p>	<p>(15) CIRCULAR ARC CENTRE</p>	<p>(16) CIRCULAR ARC CENTRE CLOSE</p>	<p>(17) ELLIPSE</p>	<p>(18) ELLIPTICAL ARC</p>	<p>(19) ELLIPTICAL ARC CLOSE</p>
<p>LINE TYPE</p> 				<p>CALS TEST NETWORK MIL-D-28003 Computer Graphics Metafile File: CTN-01.PLE 01-10-03</p>	

12.2 File D001C005

12.2.1 Parser Log MetaCheck

MetaCheck Version 2.05 -- CGM/MIL-D-28003 Conformance Analyzer
Copyright 1988-91 CGM Technology Software
Execution Date: 03/25/93 Time: 08:24:36

Metafile Examined : i:\9325\c105

Pictures Examined : All

Elements Examined : All

Bytes Examined : All

=====
===== Trace Report =====

Tracing not selected.

=====
===== CGM Conformance Violation Report =====

No Errors Detected

=====
===== CALS CGM Profile (MIL-D-28003) Report =====

No profile discrepancies detected.

=====
===== Conformance Summary Report =====

MetaCheck Version 2.05 -- CGM/MIL-D-28003 Conformance Analyzer
Copyright 1988-91 CGM Technology Software
Execution Date: 03/25/93 Time: 08:24:38

Name of CGM under test: i:\9325\c105.cgm

Encoding : Binary

Pictures Examined : All

Elements Examined : All

Bytes Examined : All

BEGIN METAFILE string : "arcs.cgm"

METAFILE DESCRIPTION : "NORTHROP B2 ITDS GEF, MIL-D-28003/BASIC-1"

Picture 1 starts at octet offset 154; string contains: "Picture 1"

Conformance Summary : This file conforms to the CGM specification.

This file meets the CALS CGM Profile (MIL-D-28003).

Summary of Testing Performed and Errors Found:

1 Pictures Tested
62 Elements Tested
942 Octets Tested

```
=====
| No Errors Were Detected |
=====
```

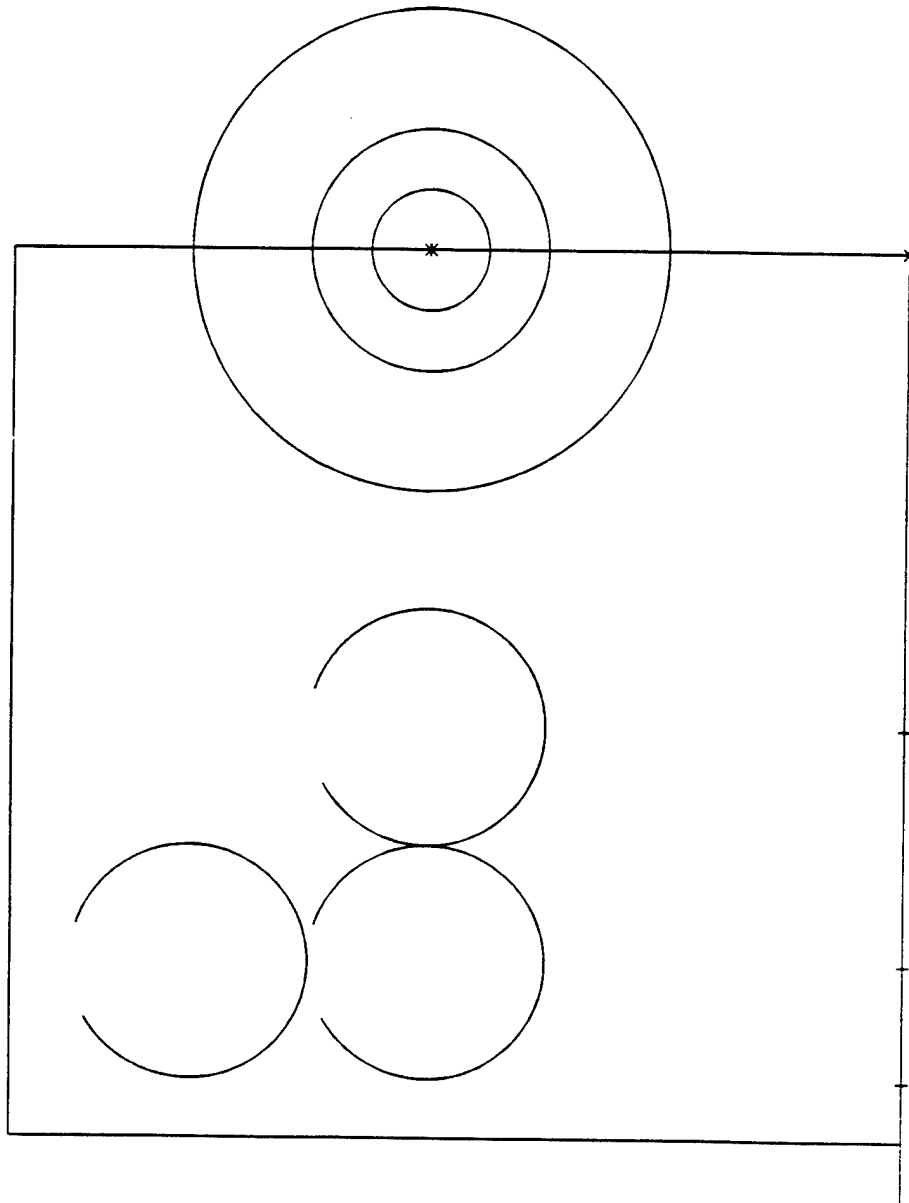
===== End of Conformance Report =====

12.2.2 validcgm Log

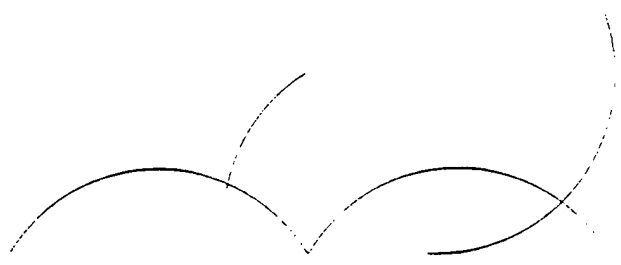
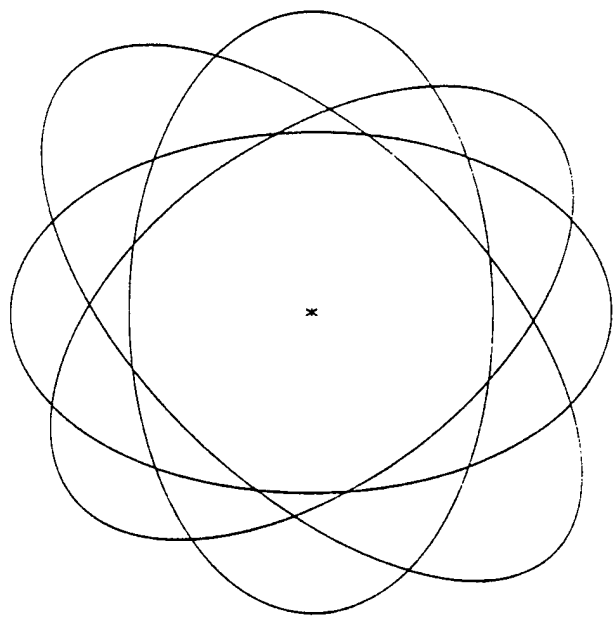
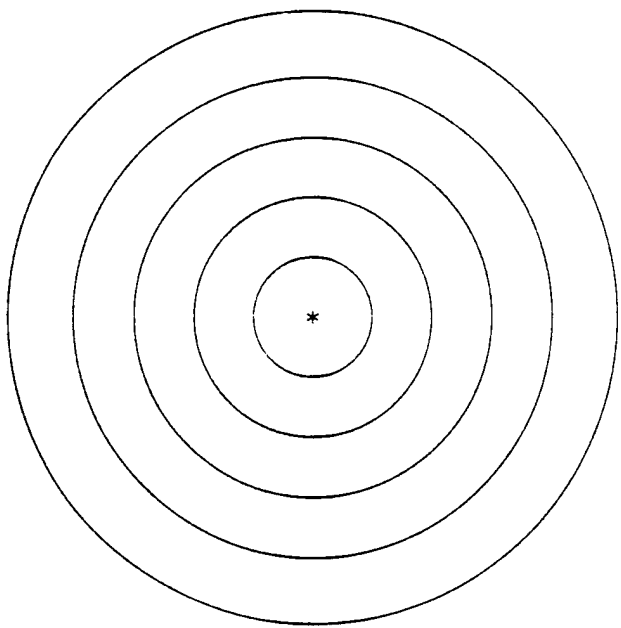

Analysis for file c105.cgm using table table
ERROR: illegal in this state (2), std B
ERROR: required precursor (0, 4) not yet seen
(14.1, 0) (3, 6, 2) Clip Indicator OFF
(0, 1) occurred 1 time
(0, 2) occurred 1 time
(0, 3) occurred 1 time
(0, 4) occurred 1 time
(0, 5) occurred 1 time
(1, 1) occurred 1 time
(1, 2) occurred 1 time
(1, 3) occurred 1 time
(1, 4) occurred 1 time
(1, 5) occurred 1 time
(1, 6) occurred 1 time
(1, 7) occurred 1 time
(1, 8) occurred 1 time
(1, 9) occurred 1 time
(1, 10) occurred 1 time
(1, 11) occurred 1 time
(1, 12) occurred 1 time
(1, 13) occurred 1 time
(2, 2) occurred 1 time
(2, 6) occurred 1 time
(2, 7) occurred 1 time
(3, 2) occurred 1 time
(3, 6) occurred 1 time
(3, 6) occurred illegally 1 time
(4, 1) occurred 2 times

(4, 3) occurred 3 times
(4, 12) occurred 5 times
(4, 15) occurred 4 times
(4, 17) occurred 4 times
(4, 18) occurred 2 times
(5, 2) occurred 5 times
(5, 3) occurred 5 times
(5, 4) occurred 4 times
(5, 6) occurred 2 times
(5, 7) occurred 1 time
(5, 8) occurred 1 time
(5, 22) occurred 1 time
(5, 23) occurred 1 time
(5, 34) occurred 1 time

12.2.3 Output Harvard Graphics





12.2.4 Output cgm2draw/IslandDraw




+
+
+
-
-
-
-
-
+



12.2.5 Output IslandDraw



12.2.6 Output CadLeaf



12.3 File D001C006

12.3.1 Parser Log MetaCheck

MetaCheck Version 2.05 -- CGM/MIL-D-28003 Conformance Analyzer
Copyright 1988-91 CGM Technology Software
Execution Date: 03/25/93 Time: 08:24:38

Metafile Examined : i:\9325\c106

Pictures Examined : All

Elements Examined : All

Bytes Examined : All

=====
Trace Report
=====

Tracing not selected.

=====
CGM Conformance Violation Report
=====

No Errors Detected

=====
CAL S CGM Profile (MIL-D-28003) Report
=====

No profile discrepancies detected.

=====
Conformance Summary Report
=====

MetaCheck Version 2.05 -- CGM/MIL-D-28003 Conformance Analyzer
Copyright 1988-91 CGM Technology Software
Execution Date: 03/25/93 Time: 08:24:40

Name of CGM under test: i:\9325\c106.cgm

Encoding : Binary

Pictures Examined : All

Elements Examined : All

Bytes Examined : All

BEGIN METAFILE string : "fills.cgm"

METAFILE DESCRIPTION : "NORTHROP B2 ITDS GEF, MIL-D-28003/BASIC-1"

Picture 1 starts at octet offset 154; string contains: "Picture 1"

Conformance Summary : This file conforms to the CGM specification.

This file meets the CALS CGM Profile (MIL-D-28003).

Summary of Testing Performed and Errors Found:

1 Pictures Tested
56 Elements Tested
856 Octets Tested

```
=====
|   No Errors Were Detected   |
=====
```


===== End of Conformance Report =====

12.3.2 validcgm Log


Analysis for file c106.cgm using table table
ERROR: illegal in this state (2), std B
ERROR: required precursor (0, 4) not yet seen
(14, 1, 0) (3, 6, 2) Clip Indicator OFF
(0, 1) occurred 1 time
(0, 2) occurred 1 time
(0, 3) occurred 1 time
(0, 4) occurred 1 time
(0, 5) occurred 1 time
(1, 1) occurred 1 time
(1, 2) occurred 1 time
(1, 3) occurred 1 time
(1, 4) occurred 1 time
(1, 5) occurred 1 time
(1, 6) occurred 1 time
(1, 7) occurred 1 time
(1, 8) occurred 1 time
(1, 9) occurred 1 time
(1, 10) occurred 1 time
(1, 11) occurred 1 time
(1, 12) occurred 1 time
(1, 13) occurred 1 time
(2, 2) occurred 1 time
(2, 6) occurred 1 time
(2, 7) occurred 1 time
(3, 2) occurred 1 time
(3, 6) occurred 1 time
(3, 6) occurred illegally 1 time
(4, 1) occurred 1 time

(4, 7) occurred 2 times
(4, 12) occurred 2 times
(4, 16) occurred 2 times
(4, 17) occurred 2 times
(4, 19) occurred 2 times
(5, 2) occurred 1 time
(5, 3) occurred 1 time
(5, 4) occurred 1 time
(5, 22) occurred 6 times
(5, 23) occurred 6 times
(5, 24) occurred 1 time
(5, 30) occurred 6 times
(5, 31) occurred 1 time
(5, 34) occurred 1 time











12.3.3 Output Harvard Graphics




12.3.4 Output cgm2draw/IslandDraw



12.3.5 Output IslandDraw



12.3.6 Output CadLeaf



12.4 File D001C007

12.4.1 Parser Log MetaCheck

MetaCheck Version 2.05 -- CGM/MIL-D-28003 Conformance Analyzer
Copyright 1988-91 CGM Technology Software
Execution Date: 03/25/93 Time: 08:24:41

Metafile Examined : i:\9325\c107

Pictures Examined : All
Elements Examined : All
Bytes Examined : All

=====
Trace Report
=====

Tracing not selected.

=====
CGM Conformance Violation Report
=====

No Errors Detected

=====
CALC CGM Profile (MIL-D-28003) Report
=====

No profile discrepancies detected.

=====
Conformance Summary Report
=====

MetaCheck Version 2.05 -- CGM/MIL-D-28003 Conformance Analyzer
Copyright 1988-91 CGM Technology Software
Execution Date: 03/25/93 Time: 08:24:43

Name of CGM under test: i:\9325\c107.cgm
Encoding : Binary

Pictures Examined : All
Elements Examined : All
Bytes Examined : All

BEGIN METAFILE string : "lines.cgm"
METAFILE DESCRIPTION : "NORTHROP B2 ITDS GEF, MIL-D-28003/BASIC-1"

Picture 1 starts at octet offset 130; string contains: "Picture 1"

Private values encountered in CGM

Conformance Summary : This file conforms to the CGM specification.
This file meets the CALS CGM Profile (MIL-D-28003).

Summary of Testing Performed and Errors Found:

1 Pictures Tested
71 Elements Tested
664 Octets Tested

```
=====
| No Errors Were Detected |
=====
```

===== End of Conformance Report =====

12.4.2 validcgm Log


Analysis for file c107.cgm using table table
ERROR: illegal in this state (2), std B
ERROR: required precursor (0, 4) not yet seen
(13.1, 0) (3, 6, 2) Clip Indicator OFF
(0, 1) occurred 1 time
(0, 2) occurred 1 time
(0, 3) occurred 1 time
(0, 4) occurred 1 time
(0, 5) occurred 1 time
(1, 1) occurred 1 time
(1, 2) occurred 1 time
(1, 3) occurred 1 time
(1, 4) occurred 1 time
(1, 5) occurred 1 time
(1, 6) occurred 1 time
(1, 7) occurred 1 time
(1, 8) occurred 1 time
(1, 9) occurred 1 time
(1, 10) occurred 1 time
(1, 11) occurred 1 time
(1, 12) occurred 1 time
(2, 2) occurred 1 time
(2, 6) occurred 1 time
(2, 7) occurred 1 time
(3, 2) occurred 1 time
(3, 6) occurred 1 time
(3, 6) occurred illegally 1 time

(4, 1) occurred 14 times
(5, 2) occurred 12 times
(5, 3) occurred 12 times
(5, 4) occurred 12 times
(5, 34) occurred 1 time

12.4.3 Output Harvard Graphics

12.4.4 Output cgm2draw/IslandDraw

12.4.6 Output CadLeaf



12.5 File D001C008

12.5.1 Parser Log MetaCheck

MetaCheck Version 2.05 -- CGM/MIL-D-28003 Conformance Analyzer
Copyright 1988-91 CGM Technology Software
Execution Date: 03/25/93 Time: 08:24:43

Metafile Examined : i:\9325\c108

Pictures Examined : All

Elements Examined : All

Bytes Examined : All

=====
Trace Report
=====

Tracing not selected.

=====
CGM Conformance Violation Report
=====

No Errors Detected

=====
CAL S CGM Profile (MIL-D-28003) Report
=====

No profile discrepancies detected.

=====
Conformance Summary Report
=====

MetaCheck Version 2.05 -- CGM/MIL-D-28003 Conformance Analyzer
Copyright 1988-91 CGM Technology Software
Execution Date: 03/25/93 Time: 08:24:45

Name of CGM under test: i:\9325\c108.cgm

Encoding : Binary

Pictures Examined : All

Elements Examined : All

Bytes Examined : All

BEGIN METAFILE string : "text.cgm"

METAFILE DESCRIPTION : "NORTHROP B2 ITDS GEF, MIL-D-28003/BASIC-1"

Picture 1 starts at octet offset 178; string contains: "Picture 1"

Conformance Summary : This file conforms to the CGM specification.

This file meets the CALS CGM Profile (MIL-D-28003).

Summary of Testing Performed and Errors Found:

1 Pictures Tested
67 Elements Tested
902 Octets Tested

```
=====
|   No Errors Were Detected   |
=====
```

===== End of Conformance Report =====

12.5.2 validegcm Log

Analysis for file c108.cgm using table table
ERROR: illegal in this state (2), std B
ERROR: required precursor (0, 4) not yet seen
(14.1, 0) (3, 6, 2) Clip Indicator OFF
(0, 1) occurred 1 time
(0, 2) occurred 1 time
(0, 3) occurred 1 time
(0, 4) occurred 1 time
(0, 5) occurred 1 time
(1, 1) occurred 1 time
(1, 2) occurred 1 time
(1, 3) occurred 1 time
(1, 4) occurred 1 time
(1, 5) occurred 1 time
(1, 6) occurred 1 time
(1, 7) occurred 1 time
(1, 8) occurred 1 time
(1, 9) occurred 1 time
(1, 10) occurred 1 time
(1, 11) occurred 1 time
(1, 12) occurred 1 time
(1, 13) occurred 1 time
(2, 2) occurred 1 time
(2, 6) occurred 1 time
(2, 7) occurred 1 time
(3, 2) occurred 1 time
(3, 6) occurred 1 time
(3, 6) occurred illegally 1 time
(4, 4) occurred 17 times

(5, 10) occurred 3 times
(5, 12) occurred 3 times
(5, 13) occurred 3 times
(5, 14) occurred 2 times
(5, 15) occurred 4 times
(5, 16) occurred 5 times
(5, 17) occurred 4 times
(5, 18) occurred 4 times
(5, 34) occurred 1 time

12.5.3 Output Harvard Graphics

SECRET

BOLD 45

RIGHT CENTER DOWN TEXT

^{TEXT .12}
BOLD .15

SPACING 2

EXPANSION FACTOR 1.5

TEXT COLOR RED

12.5.4 Output cgm2draw/IslandDraw

CENTER TEXT

RIGHT TEXT

ABCD
EFG
HIJK
LMOP
QRST
UVW
XYZ

BOLD 45

D T
O X
W E
N T
T P
E U
X
T

TEXT .12

BOLD .15

S P A C I N G 2

EXPANSION FACTOR 1.5

TEXT COLOR RED

12.5.5 Output IslandDraw

RIGHT TEXT

ABCD
EFG
HIJK
LMOP
QRST
UVW
XYZ

DOWN TEXT

BOLD 45

TEXT .12

BOLD .15

SPACING 2

EXPANSION FACTOR 1.5

TEXT COLOR RED

12.5.6 Output CadLeaf

