

AFCTN Test Report 94-050

AFCTB-ID
93-101



Technical Raster Transfer

Using:



SAZTEC International's Data



MIL-R-28002A (Raster)



Quick Short Test Report

DISTRIBUTION STATEMENT E
Approved for public release
Distribution Unlimited

22 October 1993

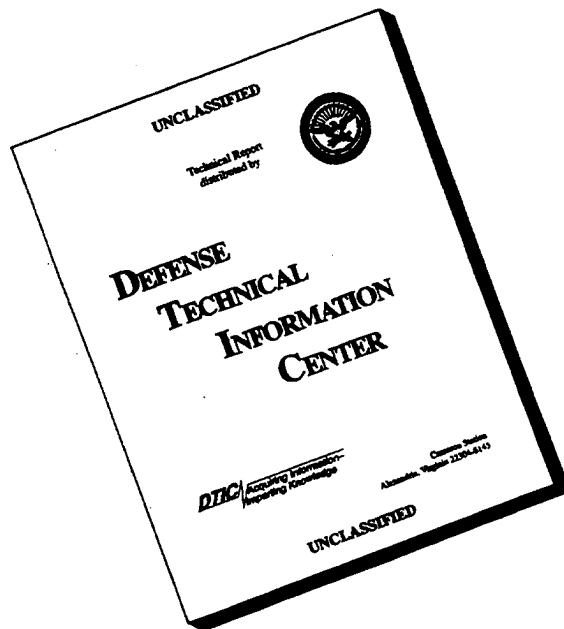


Prepared for
Electronic Systems Center
Det 2 HQ ESC/AV-2
4027 Colonel Glenn Hwy, Suite 300
Dayton, Ohio 45431-1672

DTIC QUALITY INSPECTED 3

19960822 182

DISCLAIMER NOTICE



THIS DOCUMENT IS BEST QUALITY AVAILABLE. THE COPY FURNISHED TO DTIC CONTAINED A SIGNIFICANT NUMBER OF PAGES WHICH DO NOT REPRODUCE LEGIBLY.

AFCTN Test Report
94-050

AFCTB-ID
93-101

Technical Raster Transfer
Using:
SAZTEC International's Data

MIL-R-28002A (Raster)

Quick Short Test Report

22 October 1993

Prepared By

Air Force CALS Test Bed
Wright-Patterson AFB, OH 45433

AFCTB Contact

Gary Lammers
(513) 427-2295

AFCTN Contact

Mel Lammers
(513) 427-2295

DTIC QUALITY INSPECTED 3

DISCLAIMER

This document was prepared as an account of the work sponsored by the Air Force. Neither the United States Government, the Air Force, nor any of their employees makes any warranty, express or implied, or assumes any legal liability or responsibility for the accuracy, completeness, or usefulness of any information, apparatus, product, or process disclosed, nor represents that its use would not infringe on privately owned rights. Reference herein to any specific commercial products, process, or service by trade name, trademark, manufacturer, or otherwise, does not necessarily constitute or imply its endorsement, recommendation, or favoring by the United States Government or the Air Force. The views and opinions of authors expressed herein do not necessarily state or reflect those of the United States Government or the Air Force, and shall not be used for advertising or product endorsement purposes.

Available to the public from the
National Technical Information Service
U.S. Department of Commerce
5285 Port Royal Road
Springfield, VA 22161

This report and those involved in its preparation do not endorse any product, process, or company stated herein. Use of these means by anyone does not imply certification by the Air Force CALS Test Network (AFCTN).

Contents

1.	Introduction.....	1
1.1.	Background.....	1
1.2.	Purpose.....	2
2.	Test Parameters.....	3
3.	1840A Analysis.....	5
3.1.	External Packaging.....	5
3.2.	Transmission Envelope.....	5
3.2.1.	Tape Formats.....	5
3.2.2.	Declaration and Header Fields.....	5
4.	IGES Analysis.....	6
5.	SGML Analysis.....	6
6.	Raster Analysis.....	6
7.	CGM Analysis.....	7
8.	Conclusions and Recommendations.....	8
9.	Appendix A - Detailed Raster Analysis.....	9
9.1.	File One.....	9
9.1.1.	Output HiJaak for Windows.....	9
9.1.2.	Output IslandPaint.....	10
9.1.3.	Output Preview.....	11
9.1.4.	Output IGESView.....	12
9.2.	File Two.....	13
9.2.1.	Output HiJaak for Windows.....	13

- 9.2.2. Output IslandPaint.....14
- 9.2.3. Output Preview.....15
- 9.2.4. Output IGESView.....16
- 9.3. File Three.....17
 - 9.3.1. Output HiJaak for Windows.....17
 - 9.3.2. Output IslandPaint.....18
 - 9.3.3. Output Preview.....19
 - 9.3.4. Output IGESView.....20

1. Introduction

1.1 Background

The Department of Defense (DoD) Air Force Continuous Acquisition and Life-cycle Support (CALs) Test Network (AFCTN) is conducting tests of the military standard for the Automated Interchange of Technical Information, MIL-STD-1840A, and its companion suite of military specifications. The AFCTN is a DoD sponsored confederation of voluntary participants from industry and government managed by the Electronic Systems Center (ESC).

The primary objective of the AFCTN is to evaluate the effectiveness of the CALs standards for technical data interchange and to demonstrate the technical capabilities and operational suitability of those standards. Two general categories of tests are performed to evaluate the standards; formal and informal.

Formal tests are large and comprehensive, which follow a written test plan, require specific authorization from the DoD, and may take months to prepare, execute, and report.

Informal tests are quick and short, used by the AFCTN technical staff, to broaden the testing base. They include representative samples of the many systems and applications used by AFCTN participants. They also allow the AFCTN staff to gain feedback from many industry and government interpretations of the standards, to increase the base of participation in the CALs initiative, and respond to the many requests for help that come from participants. Participants take part voluntarily, benefit by receiving an evaluation of their latest implementation (interpretation) of the standards, interact with the AFCTN technical staff, gain experience using the standards, and develop increased confidence in them. The results of informal tests are reported in Quick Short Test Reports (QSTRs) that briefly summarize the standard(s) tested, the hardware and software used, the nature of the test, and the results.

1.2 Purpose

The purpose of the informal test, reported in this QSTR, was to analyze SAZTEC International's interpretation and use of the CALS standards in transferring technical Raster data. SAZTEC used its CALS Technical Data Interchange System to produce data and delivered it to the AFCTN technical staff on a 3.5 inch disk.

The stated purpose of the test was to evaluate the Raster output and MIL-STD-1840A was not addressed.

2. Test Parameters

Test Plan: AFCTB 93-101

Date of Evaluation: 22 October 1993

Evaluator: George Elwood
Air Force CALS Test Bed
Det 2 HQ ESC/AV-2P
4027 Colonel Glenn Hwy
Suite 300
Dayton OH 45431-1672

Data Originator: Terri Dieckhoff
SAZTEC International
Newmark Centre, Bldg 9
8741 Gander Creek Drive
Miamisburg OH 45342
(513) 439-3750

Data Description: Technical Raster Test
3 Raster files

Data Source System:

Raster

HARDWARE	Unknown
SOFTWARE	Unknown

Evaluation Tools Used:

MIL-R-28002 (Raster)
SUN SparcStation 2
Carberry *CADLeaf Plus v3.1*
AFCTN *validg4*
AFCTN *xrastb.sun4*
IGES Data Analysis (IDA) *IGESView v3.0*
Island Graphics *IslandPaint v3.0*
Rosetta Technologies *Prepare/Preview*

SGI Indigo2
AFCTN *xrastb.sgi*
PC 486/50
AFCTN *validg4*
IDA *IGESView Windows*
Inset Systems *HiJaak Window v1.0*

Standards

Tested: MIL-R 28002A

3. 1840A Analysis

3.1 External Packaging

The 3.5" disk was hand delivered to the Air Force CALS Test Bed (AFCTB) without any enclosure. The stated purpose of the test was to evaluate the data files and not the MIL-STD-1840A packaging.

3.2 Transmission Envelope

The 3.5" disk received by the AFCTB contained MIL-R-28002A files. The files were not named per the standard conventions.

3.2.1 Tape Formats

Not evaluated.

3.2.2 Declaration and Header Fields

No Document Declaration files were included as part of this evaluation.

A visual inspection of the CALS headers on all three Raster files revealed an error in the "rdensty" field. All three files had a value of 0301 which is not one of the acceptable values. The value should have been 0300. The value "NONE" was inserted into the "srcdocid" and "dstdocid" and should have contained actual source information.

The files do not meet the requirements defined in MIL-STD-1840A or MIL-R-28002A, para. 3.1.1.4.

4. IGES Analysis

The 3.5" disk contained no Initial Graphics Exchange Specification (IGES) files.

5. SGML Analysis

The disk contained no Standard Generalized Markup Language (SGML) files.

6. Raster Analysis

The disk contained three Raster files. All files were evaluated using the AFCTN *validg4* utility. This program reported all three files meet the CALS MIL-R-28002A specification.

The files were read into the AFCTN *xrastb.sgi* viewing utility. No problems were noted although a slight angle was noted.

The AFCTB has several tools for viewing Raster files. These tools are not used to generate a pass/fail but to report how commercially available software can handle the files. Many of these products are used in the development of technical publications and are good indicators of usability. The use of these products is not an endorsement nor an indication of CALS capability. All operations were performed using the default settings.

The files were converted using another utility available within the AFCTB without a reported error. The resulting files were read into Island Graphics' *IslandPaint*, displayed and printed.

The Raster files were read and displayed into Carberry's *CADLeaf* software without a reported error.

The files were read into IDA's *IGESView* and *IGESView for Windows* without a reported error.

The files were read into Inset Systems' *HiJaak for Windows* without a reported error.

The Raster files were converted using Rosetta Technologies' *Prepare* without a reported error. The resulting files were read into Rosetta Technologies' *Preview*, displayed and printed.

The Raster files do not meet the CALS MIL-R-28002A specification, due to the error in the "rdensty" field.

7. CGM Analysis

The disk contained no Computer Graphics Metafile (CGM) files.

8. Conclusions and Recommendations

The purpose of the evaluation was to test the Raster files submitted by SAZTEC International. MIL-STD-1840A was not included as part of this test. In checking the CALS headers on the Raster files, it was noted that an incorrect "rdensty" value was inserted preventing the files from meeting MIL-R-28002A specification.

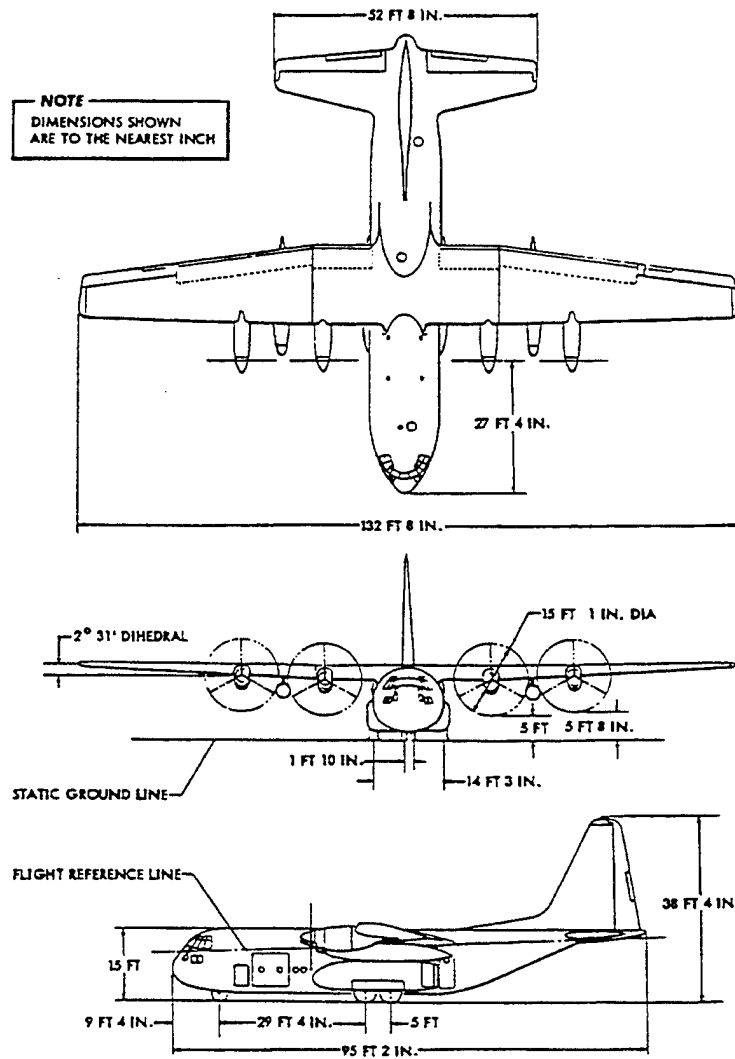
All software applications were able to import, display and print the files without a problem.

9. Appendix A - Detailed Raster Analysis

9.1 File One

9.1.1 Output HiJaak for Windows

TO 1C-130A-4

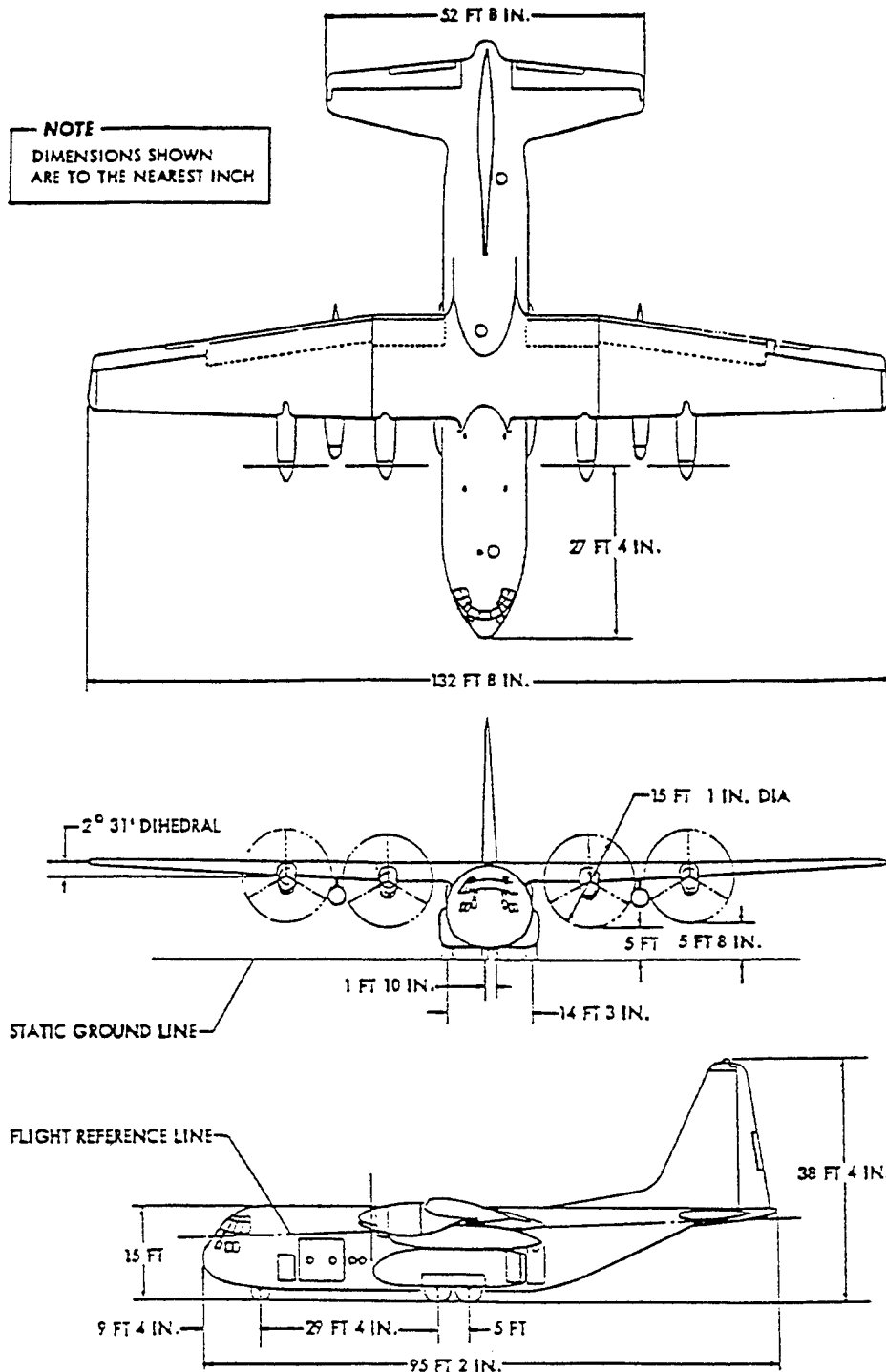


Airplane Dimensions (Airplanes AF53-3129 through 54-1640)

1-7

TO 1C-130A-4

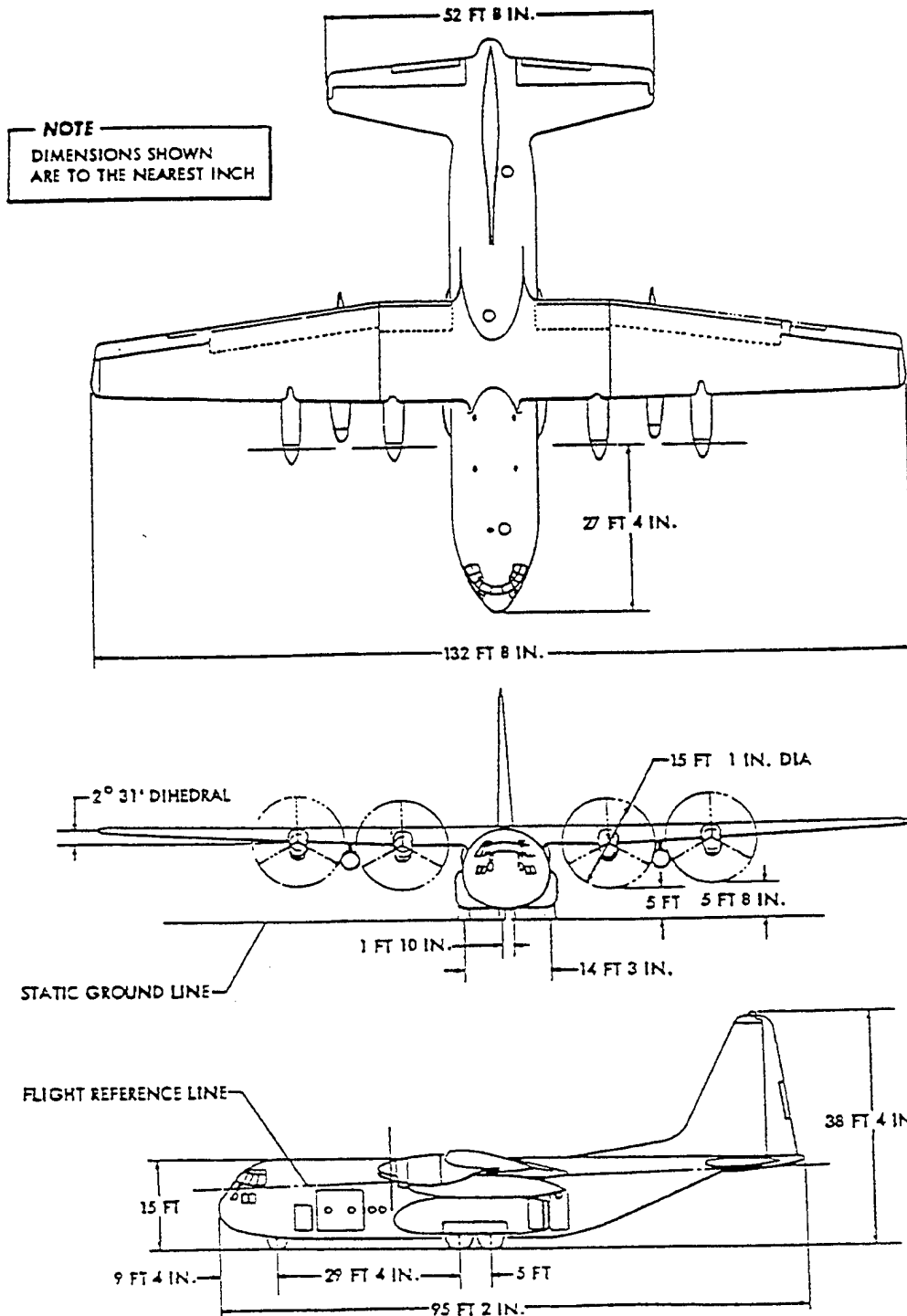
9.1.2 Output IslandPaint



Airplane Dimensions (Airplanes AF53-3129 through 54-1640)

TO IC-130A-4

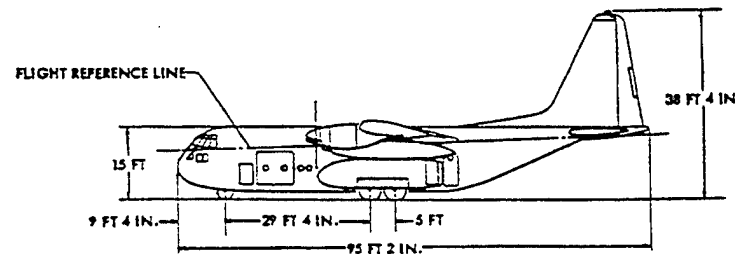
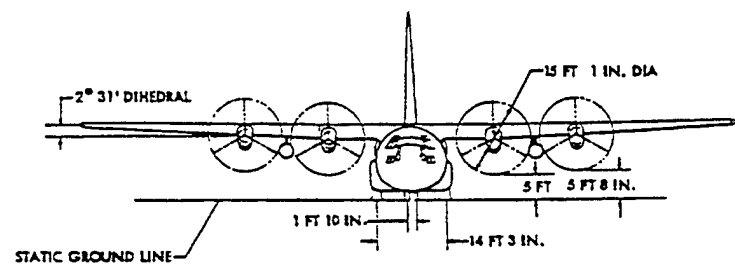
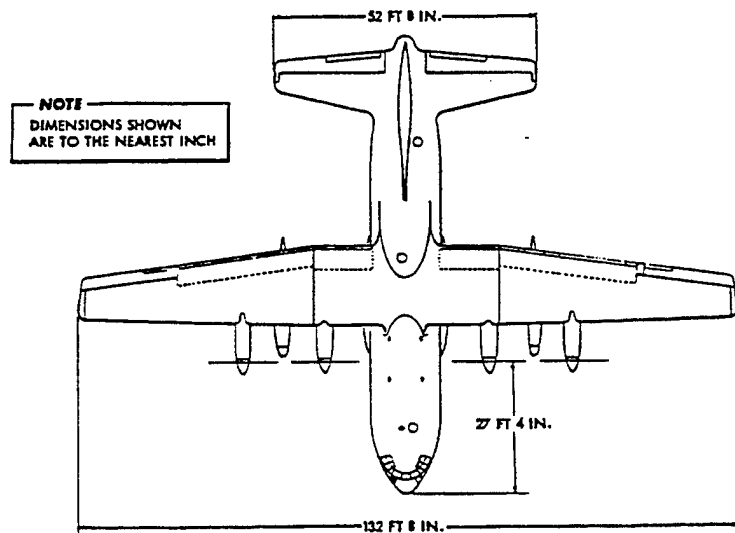
9.1.3 Output Preview



Airplane Dimensions (Airplanes AF53-3129 through 54-1640)

9.1.4 Output IGESView

TO 1C-130A-4

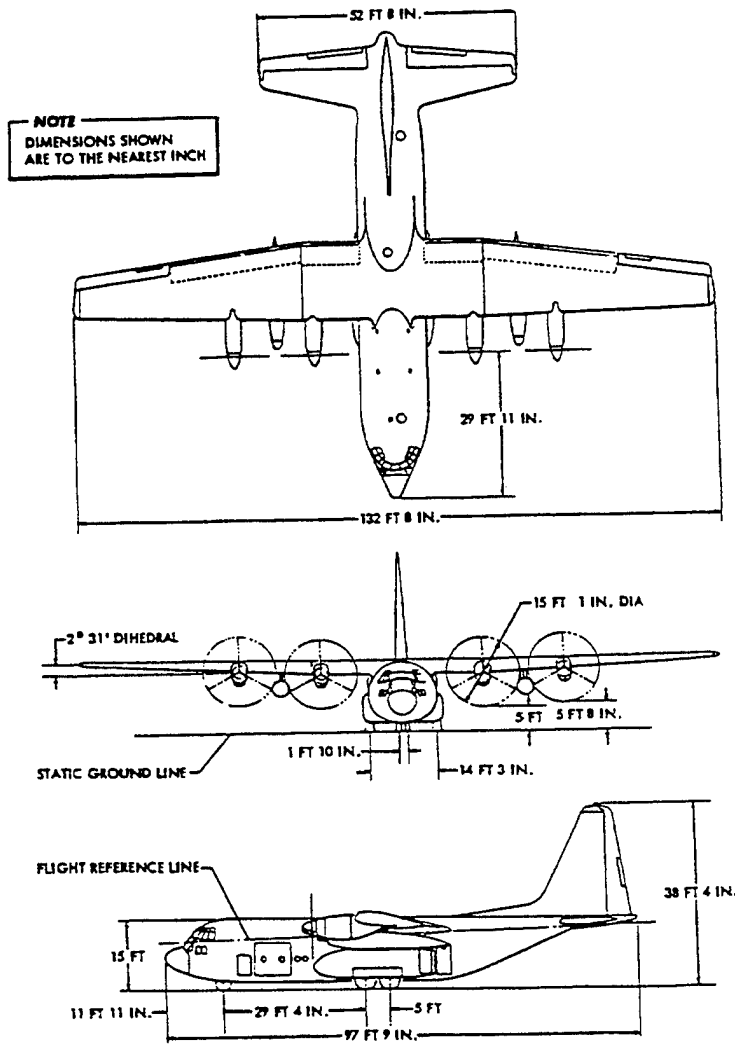


Airplane Dimensions (Airplanes AF53-3129 through 54-1640)

9.2 File Two

9.2.1 Output HiJaak for Windows

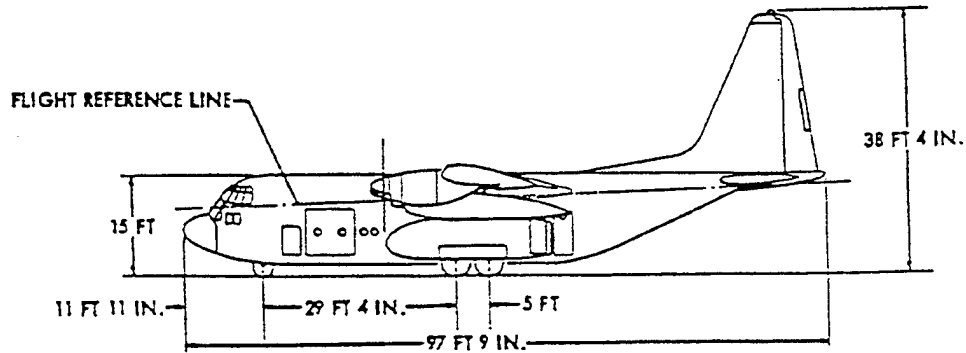
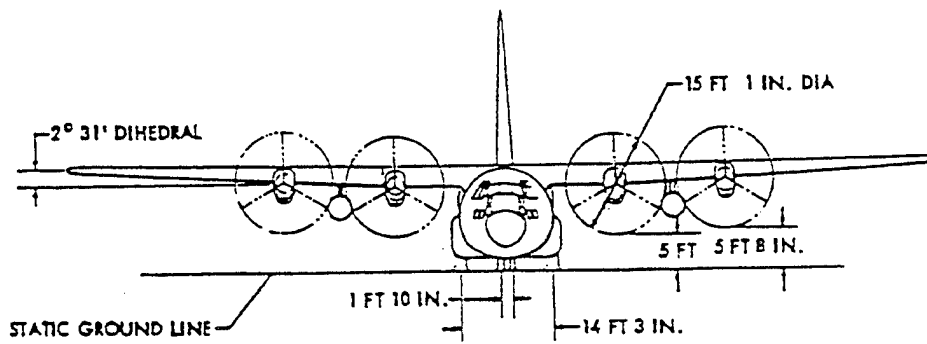
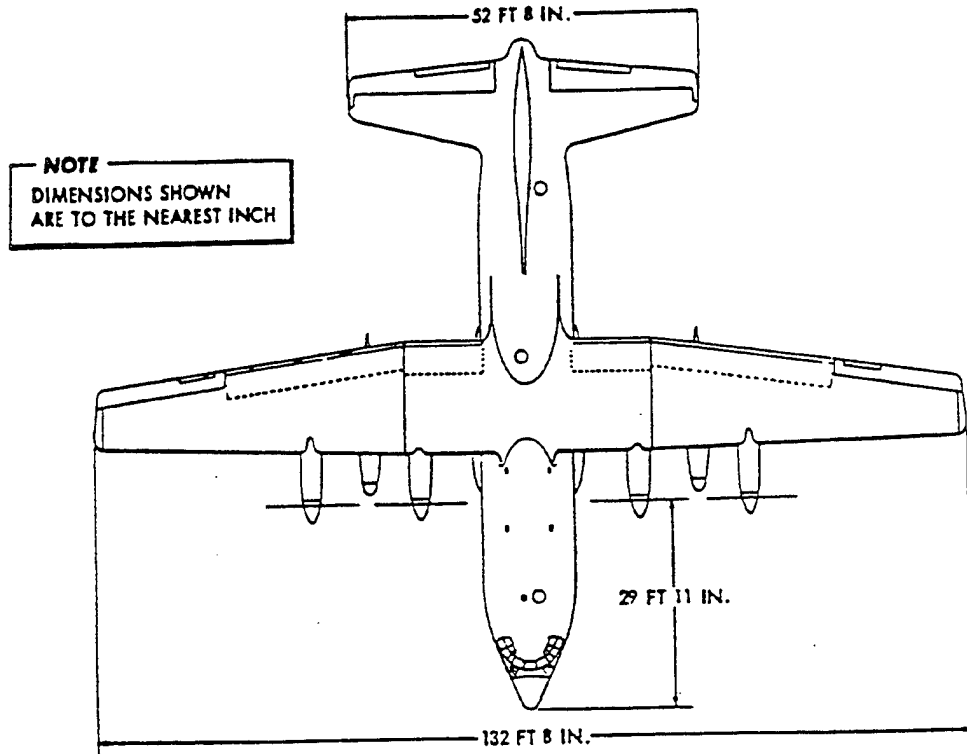
TO 1C-130A-4



1-9

TO 1C-130A-4

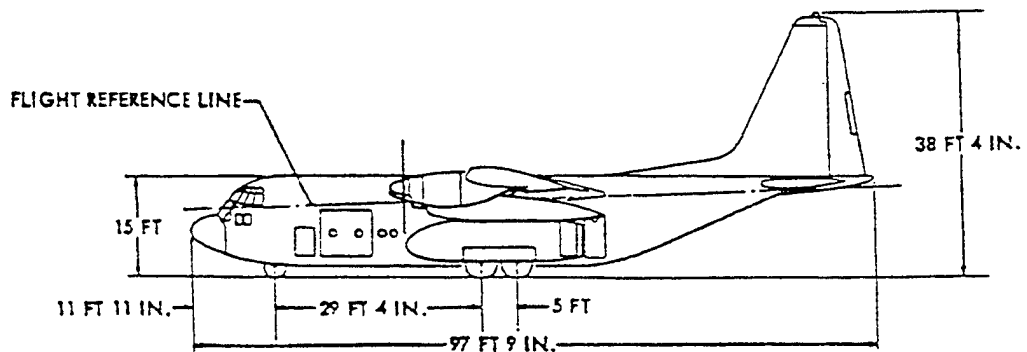
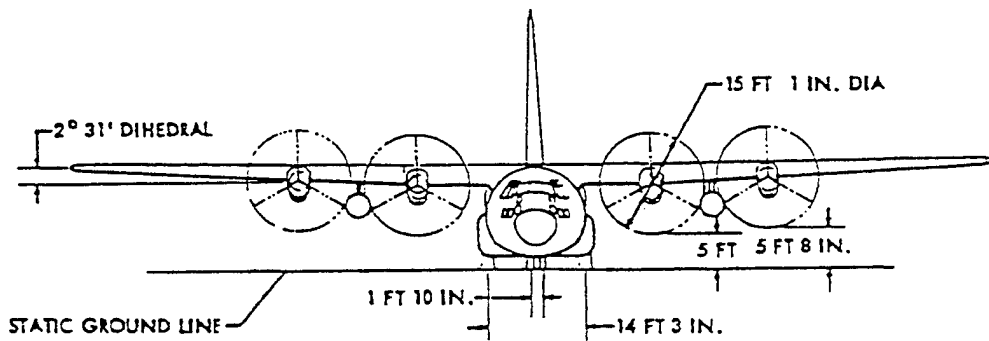
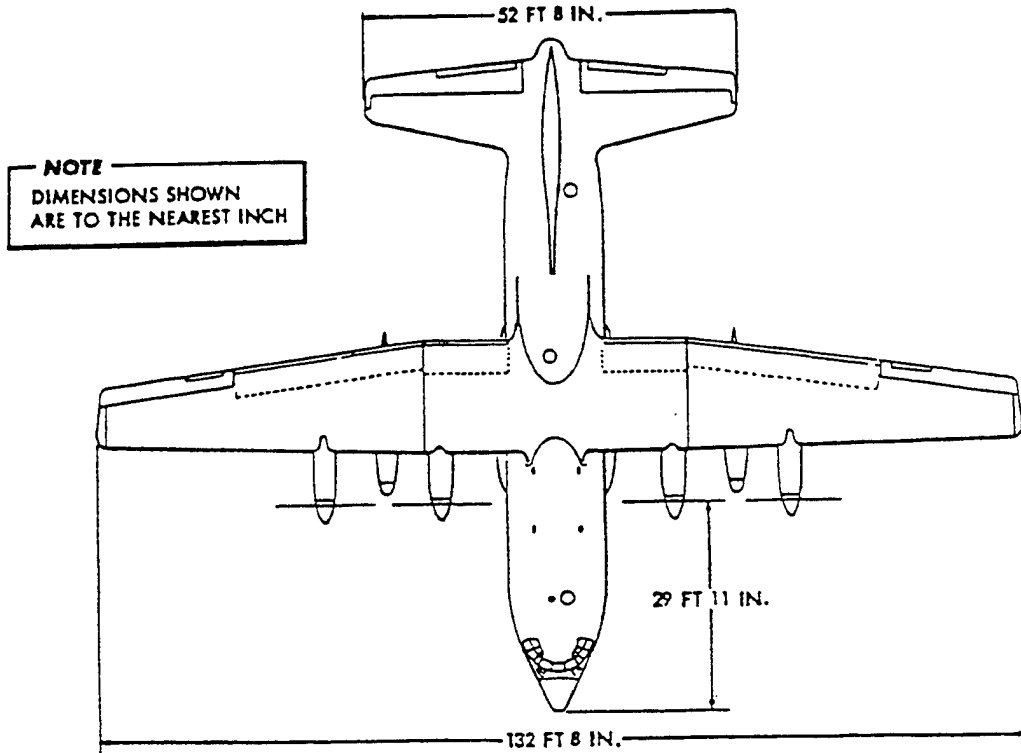
9.2.2 Output IslandPaint



Airplane Dimensions

TO IC-130A-4

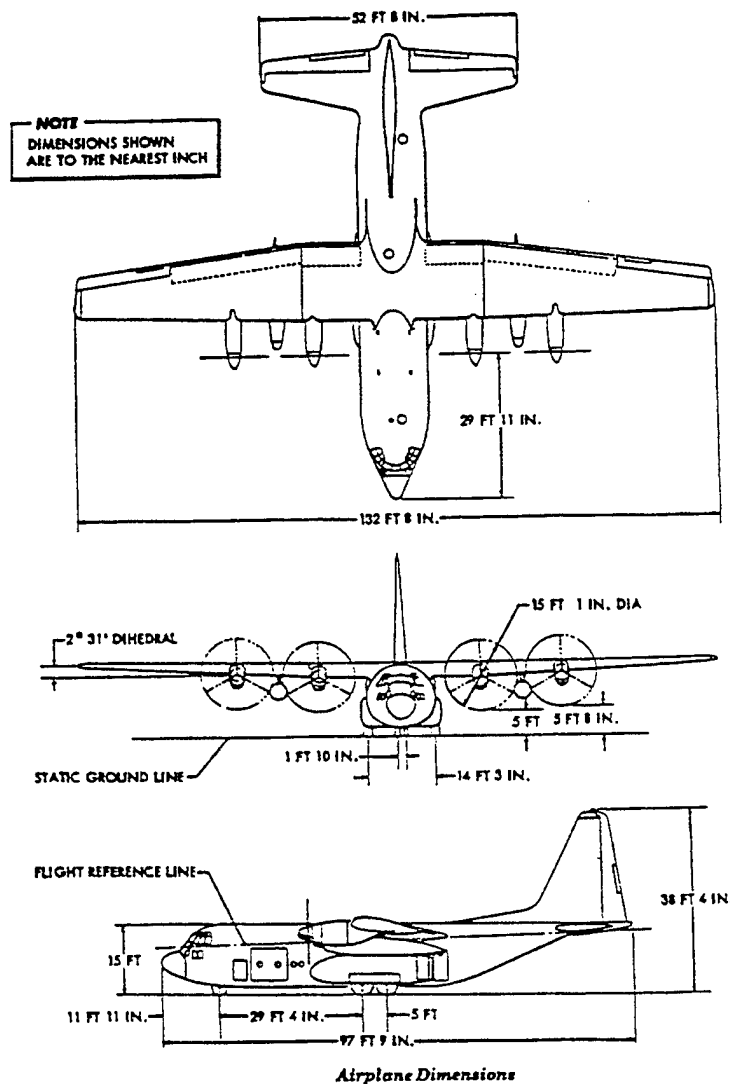
9.2.3 Output Preview



Airplane Dimensions

9.2.4 Output IGESView

TO 1C-130A-4

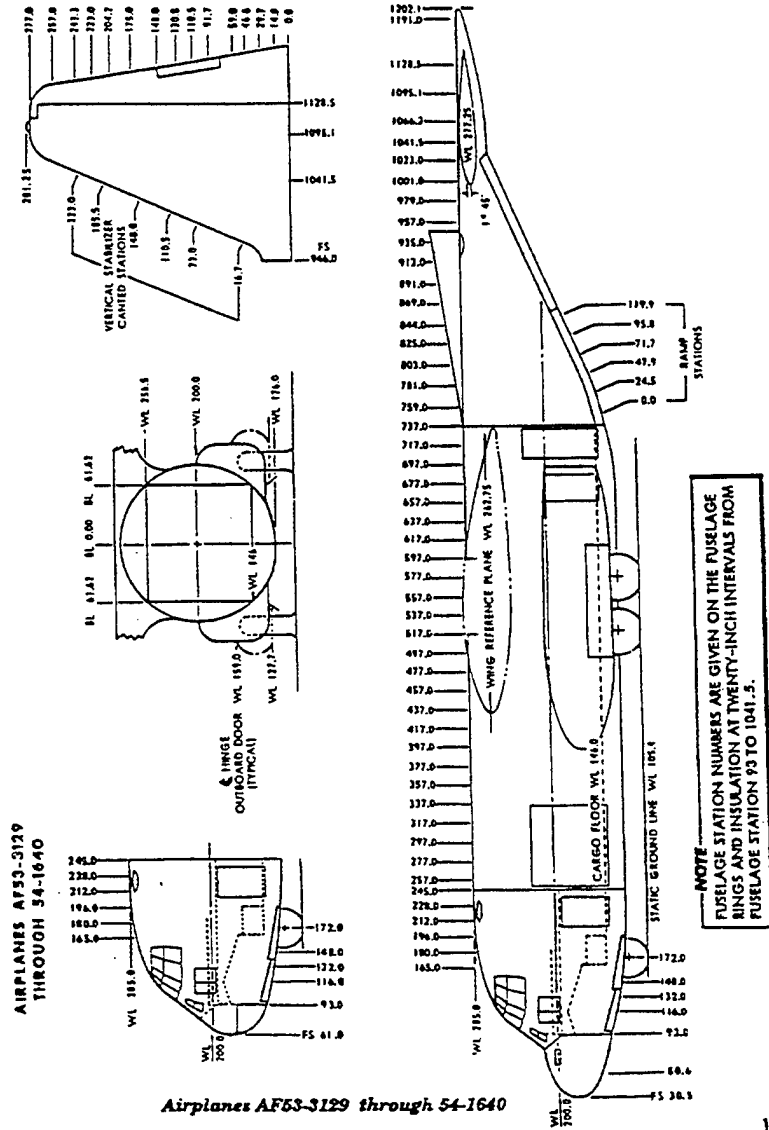


1-9

9.3 File Three

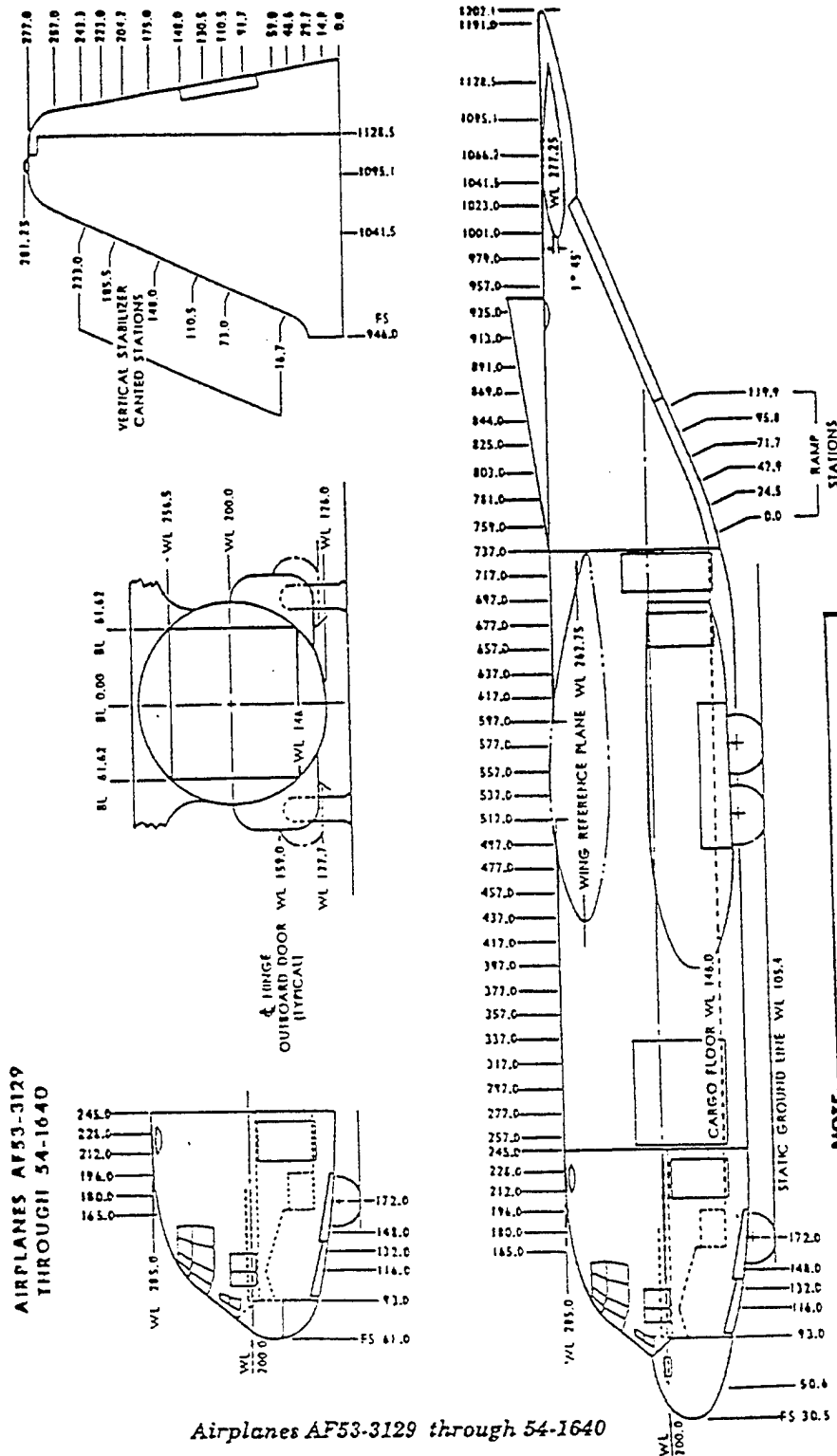
9.3.1 Output HiJaak for Windows

TO 1C-130A-4



9.3.2 Output IslandPaint

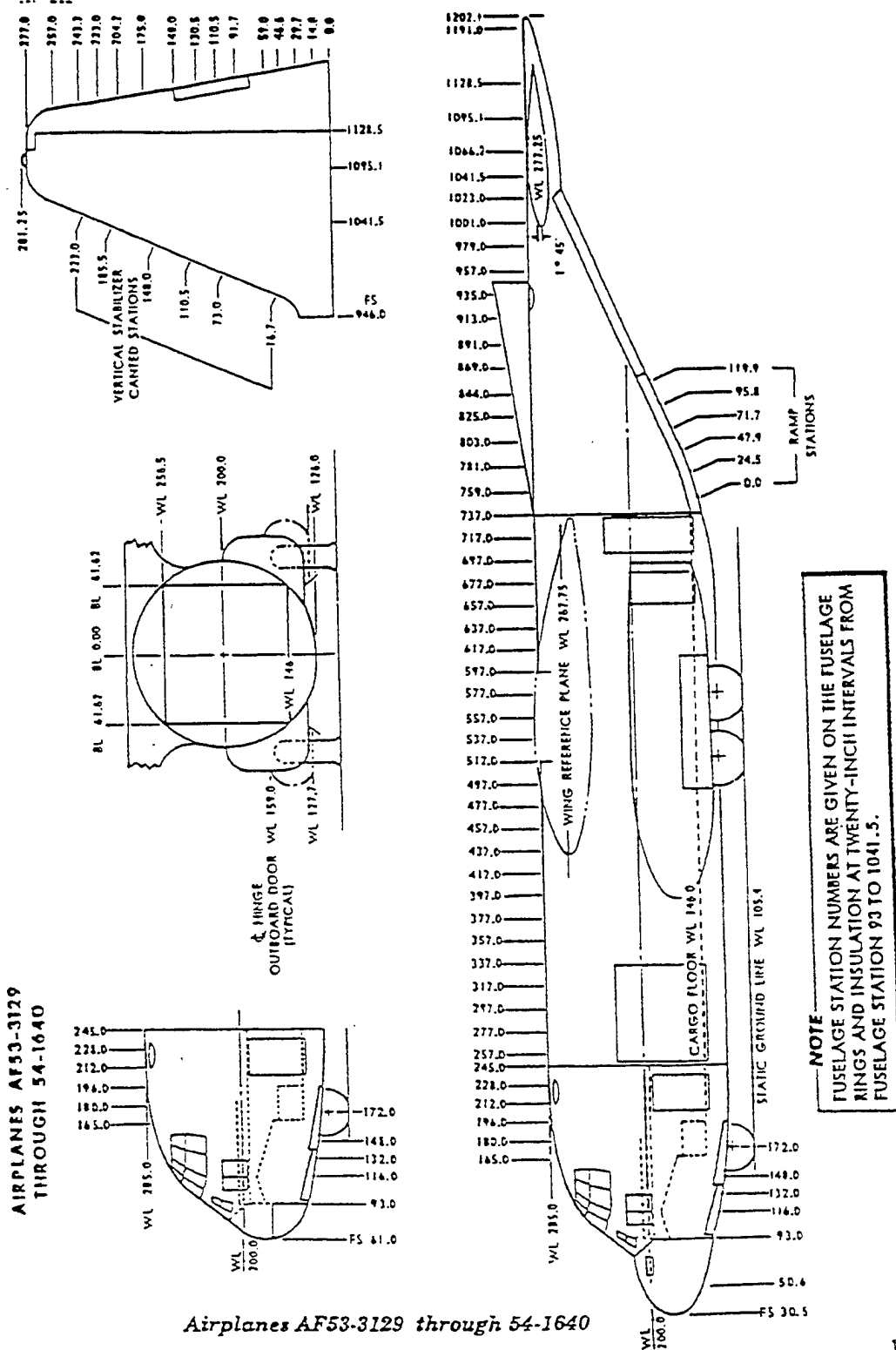
TO IC-130A-4



Airplanes AF53-3129 through 54-1640

9.3.3 Output Preview

TO IC-130A-4



Airplanes AF53-3129 through 54-1640

