ARMY RESEARCH LABORATORY

Electromagnetic Transient Fields from Spectrally Finite Exoatmospheric Photon Bursts

by
Arnold D. Levine
Department of Physics, West Virginia University

Andre H. Rausch
National Communications System

Ronald J. Chase
Army Research Laboratory

ARL-TN-78

September 1996

19960920 027

Approved for public release; distribution unlimited.

DTIC QUALITY INSPECTED 3

The findings in this report are not to be construed as an official Department of the Army position unless so designated by other authorized documents.

Citation of manufacturer's or trade names does not constitute an official endorsement or approval of the use thereof.

Destroy this report when it is no longer needed. Do not return it to the originator.

REPORT DOCUMENTATION PAGE

Form Approved
OMB No. 0704-0188

Public reporting burden for this collection of information is estimated to average 1 hour per response, including the time for reviewing instructions, searching existing data sources, gathering and maintaining the data needed, and completing and reviewing the collection of information. Send comments regarding this burden estimate or any other aspect of this collection of information, including suggestions for reducing this burden, to Washington Headquarters Services, Directorate for Information Operations and Reports, 1215 Jefferson Davis Highway, Suite 1204, Arlington, VA 22202-4302, and to the Office of Management and Budget, Paperwork Reduction Project (0704-0188), Washington, DC 20503.

1. AGENCY USE ONLY *(Leave blank)*

2. REPORT DATE
September 1996

3. REPORT TYPE AND DATES COVERED
Final, from June 1995 to July 1996

4. TITLE AND SUBTITLE
Electromagnetic Transient Fields from Spectrally Finite Exoatmospheric Photon Bursts

5. FUNDING NUMBERS
PE: 62120

6. AUTHOR(S)
Arnold D. Levine (West Virginia University), Andre H. Rausch (National Communications System), and Ronald J. Chase (Army Research Laboratory)

7. PERFORMING ORGANIZATION NAME(S) AND ADDRESS(ES)
U.S. Army Research Laboratory
Attn: AMSRL-WT-ND
2800 Powder Mill Road
Adelphi, MD 20783-1197

8. PERFORMING ORGANIZATION REPORT NUMBER
ARL-TN-78

9. SPONSORING/MONITORING AGENCY NAME(S) AND ADDRESS(ES)
U.S. Army Research Laboratory
2800 Powder Mill Road
Adelphi, MD 20783-1197

10. SPONSORING/MONITORING AGENCY REPORT NUMBER

11. SUPPLEMENTARY NOTES
AMS code: 622120.H250011
ARL PR: 6WN534

12a. DISTRIBUTION/AVAILABILITY STATEMENT
Approved for public release; distribution unlimited.

12b. DISTRIBUTION CODE

13. ABSTRACT *(Maximum 200 words)*

The old problem of electromagnetic transients from exoatmospheric photon bursts has been restudied, by considering the photons to be generated from a spectrally finite source and not a monoenergetic source, as is usually done. Variables in the electromagnetic field equations are obtained by spectral averaging. Stratification of target molecules in the atmosphere leads to stratification of radiation sources. A conducting layer in the lowest strata develops due to high-energy electrons, leading to a reduction in field intensities near the ground.

14. SUBJECT TERMS
HEMP, electromagnetic fields, EMP generation, Compton scattering

15. NUMBER OF PAGES
15

16. PRICE CODE

17. SECURITY CLASSIFICATION OF REPORT
Unclassified

18. SECURITY CLASSIFICATION OF THIS PAGE
Unclassified

19. SECURITY CLASSIFICATION OF ABSTRACT
Unclassified

20. LIMITATION OF ABSTRACT
UL

Basic models for electromagnetic transients arising in exoatmospheric photon bursts were developed 25 years ago [1,2]. Explicit numerical calculations have been carried out since then [3,4]. These calculations, based on a "nominal" (i.e., monoenergetic) photon source, predict rather large field intensities, even at the ground level. We find, however, that this result is not to be expected if we assume a spectrally finite photon source. In typical applications, a spectrally finite case is more likely [5, p 36]. One might presume that, even in such a case, the monochromatic source is the proper one, since kinetic processes involving the electromagnetic field sources (x-ray photoproduction, Compton scattering, electron positron pair production) are quantum processes and may therefore be taken to be incoherent. Nevertheless, the time scale for these processes ($<10^{-12}$ s) is much smaller than the transient pulse time scale ($\sim 10^{-8}$ s), so the fields may be assumed to originate from coherent sources.

The problem under consideration may be envisioned if we start with a wave equation for the transverse fields in the impulse approximation [6]:

$$\frac{\partial[r\mathbf{E}(\mathbf{r},\tau)]}{\partial r} = \frac{-Z_0 r\mathbf{j}(\mathbf{r},\tau)}{2} , \tag{1}$$

where τ is the retarded time $[t - (r/c)]$ and Z_0 is $\mu_0 c$, the impedance of free space. The photon pulse gives rise to a primary electron current, which depends on the kinetic process for electron production. In turn, the primary current generates a secondary current through the process of ionization by collision with ambient molecules. The magnitude of the secondary current, which is generally proportional to the primary current, will normally build up to the magnitude of the primary current, so that the field intensity from that point onward propagates as a free wave whose magnitude is essentially independent of the source. This point, then, is referred to as the saturation limit. We find this condition schematically by setting the ratio of the magnitude of the primary current to that of the secondary current equal to unity. If we use the expression $j_p = -en_p v_p$ for the primary current, and the expression $j_s = -en_s v_s$ for the secondary current, we have for the saturation condition:

$$\left(\frac{n_s}{n_p}\right)\left(\frac{v_s}{v_p}\right) = 1 . \tag{2}$$

The first term on the left is obtained from the well-known formula for ionization by collision [7]:

$$\frac{d}{d\xi}\left(\frac{dn_s}{dn_p}\right) = \Gamma(\beta) , \tag{3}$$

where ξ is a path length, and $\Gamma(\beta)$ is a function of $\beta = (v_p/c)$ and the other parameters given by Fermi [7]. We then have

$$\frac{n_s}{n_p} = \int_0^{t_0} \frac{\Gamma(\beta)\beta c d\tau}{1-\beta} \ . \tag{4}$$

We integrate over the time profile of the incident pulse (in retarded time), and use for τ a value equal to $t_0 = 10^{-8}$ s. Thus, equation (2) becomes

$$\left[\frac{\Gamma(\beta)t_0}{1-\beta}\right] v_s(E) = 1 \ , \tag{5}$$

and the order of magnitude of the saturated field is determined as soon as we establish the relation between the drift velocity and the field intensity.

Note that this result is essentially independent of the intensity of the source and that the role of the geomagnetic field is of secondary importance. Only in the case of x-ray photoelectrons do we have to consider the details of the synchrotron motion in the impulse limit. For relativistic electrons, the motion in the impulse limit is nearly a straight line, and the role of the geomagnetic field is less significant in the sense that it is the determining factor for the directional effects, but not the field intensity. Since the most intense fields are produced by the relativistic electrons, we will ignore the effect of synchrotron motion in our discussion.

The relation between drift velocity and field intensity needed in equation (5) is rather complicated. The simplest possibility that can be used as a basis for discussion is a linear mobility model:

$$v_s = \mu E \ , \tag{6}$$

so that, finally, from equation (5) we obtain for the saturation field

$$E = \frac{1-\beta}{\Gamma(\beta)\mu t_0} \ . \tag{7}$$

The value for mobility of 6 m^2/V-s is suggested by Longmire et al [4]. It is found to be surprisingly good for the conditions under consideration because mobility is expected to be both field- and time-dependent. The drift velocities as normally reported are obtained using quiescent conditions, and thus may not be suitable for use in transient calculations [8]. The procedure used in the numerical work reported by Longmire et al [4] was that of calculating the mobility at each stage, and updating its value in each iteration. Detailed numerical calculations so obtained agreed in order of magnitude with the numerical estimates found by using a fixed value for mobility. We will use the value of 6 m^2/V-s, as suggested, in making our own estimates, and justify this approximation from another viewpoint later on.

Our contention is that the procedure of using a monoenergetic photon source leads to an overestimate of the field intensities to be expected at low altitudes. Photons that propagate down toward the earth encounter an increasingly dense array of target molecules with molecular density $n(z)$ at

altitude z, determined by the Law of Atmospheres for the regions of interest [9],

$$n(z) = n(0)\, e^{-\zeta} \ , \tag{8}$$

where $\zeta = (z/\Lambda)$, with Λ a parameter whose value is about 7 km, and $n(0)$ is the molecular density at ground level. As photons propagate into the lower atmosphere, reaction rates increase and the photon flux decreases. Ultimately a peak reaction level is reached, where reaction rates are maximum [10]:

$$e^{\overline{\zeta(w)}} = \frac{\Lambda}{\lambda(w)} \ , \tag{9}$$

where $\lambda(w)$ is the mean free path for collisions at ground level, i.e., $\lambda(w) = [1/(n(0)\sigma(w))]$. (We omit directionally dependent effects in the above relation by restricting ourselves to observations of pulses that occur directly overhead.) The energy-dependent cross section is equal to the Thompson cross section, σ_T, multiplied by a parameter $G(w)$ with $w = (h\nu/mc^2)$, i.e., $\sigma(w) = \sigma_T G(w)$ [11], so that

$$e^{\overline{\zeta(w)}} = G(w) e^{\zeta_T} \ . \tag{10}$$

Here, ζ_T is obtained from equation (8) using the Thompson cross section. The numerical value of ζ_T obtained this way is 5.2. This corresponds to a height of around 36 km. $G(w)$ is a monotonically decreasing function of w. For x-ray photoproduction $G(w) > 1$, and the reaction zone ranges from an altitude of around 80 km to about 36 km. For Compton scattering $G(w) < 1$, and the reaction zone ranges from about 36 km to about 18 km. The high-intensity fields created at altitudes of 30 to 36 km are attenuated by the secondary currents created by the high-energy electrons at altitudes of 18 to 24 km. This can be seen by referring to equation (7) and noting the $\beta \approx 1$ for ultrarelativistic electrons that are produced at these altitudes.

We proceeded in our estimate of the field intensities by replacing the monoenergetic source with a distributed one characterized by a spectral density $n(w)$ such that $\int dw\, n(w) = 1$, with $n(w)$ determined from the data in figure 1 [5, p 361]. Current density in the reaction zone was calculated by making a saddle-point expansion of variables around the height defined in equation (9) and using spectral averages, i.e., $j_p = \int dw\, n(w) j_p(w)$ and $j_s = \int dw\, n(w) j_s(w)$, etc. We obtained primary current densities that were fairly uniform over the range of altitudes in the reaction zone, but the secondary currents in the reaction zone decrease rapidly with altitude. This leads to an attenuation of the field intensity as it propagates down to the Earth's surface.

Numerically computed saturation field levels directly below the source location (linear mobility model) are presented in figure 2. The calculations were made using a mobility of 6 m^2/V-s, and the results for the ground intensities were found to be severely attenuated by the secondary electrons associated with the high-energy tail of the photon spectrum, i.e., for photons above 8 MeV. Our numerical estimate for the ground-level field intensity is about 6300 V/m.

Figure 1. Spectrum of initial photon energy 2000 yd from 20-kT explosion [5, p 361].

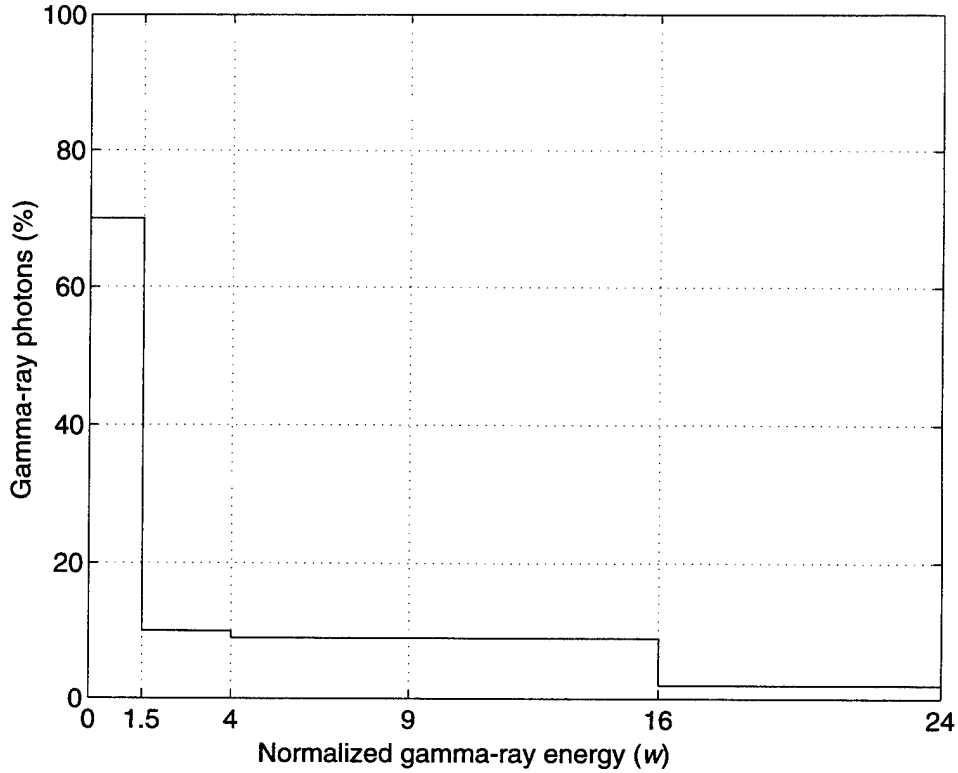

Figure 2. Saturated electric field versus photon energy for linear and nonlinear models. Field value for particular photon energy value represents magnitude of saturated electric field that would be found if photon spectral distribution were truncated for all larger photon energy values.

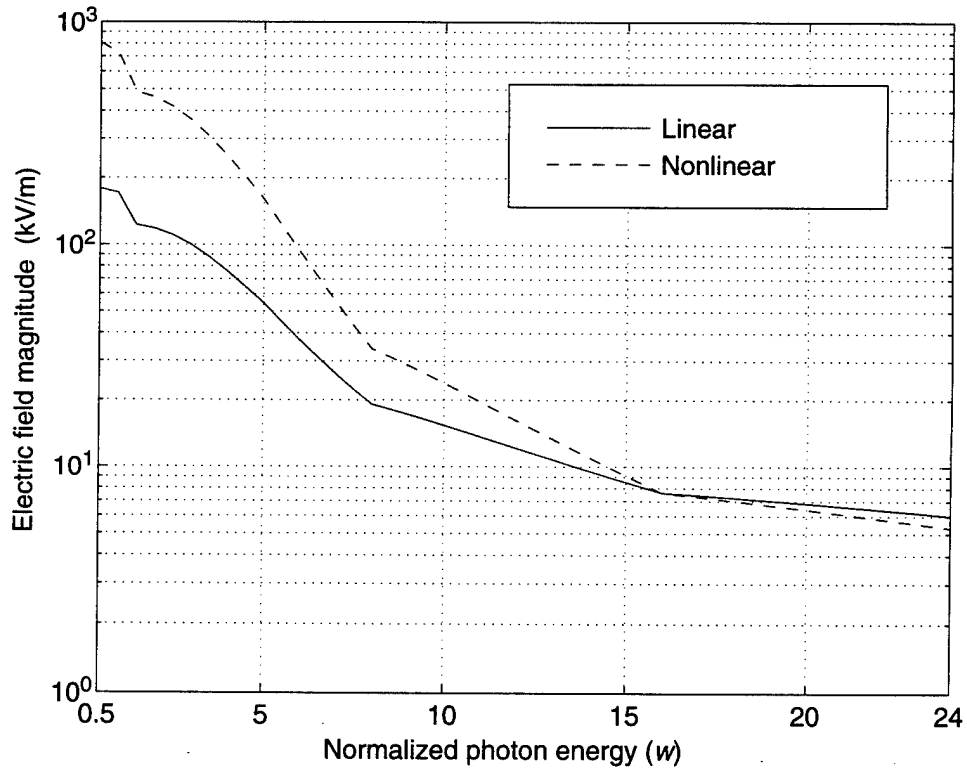

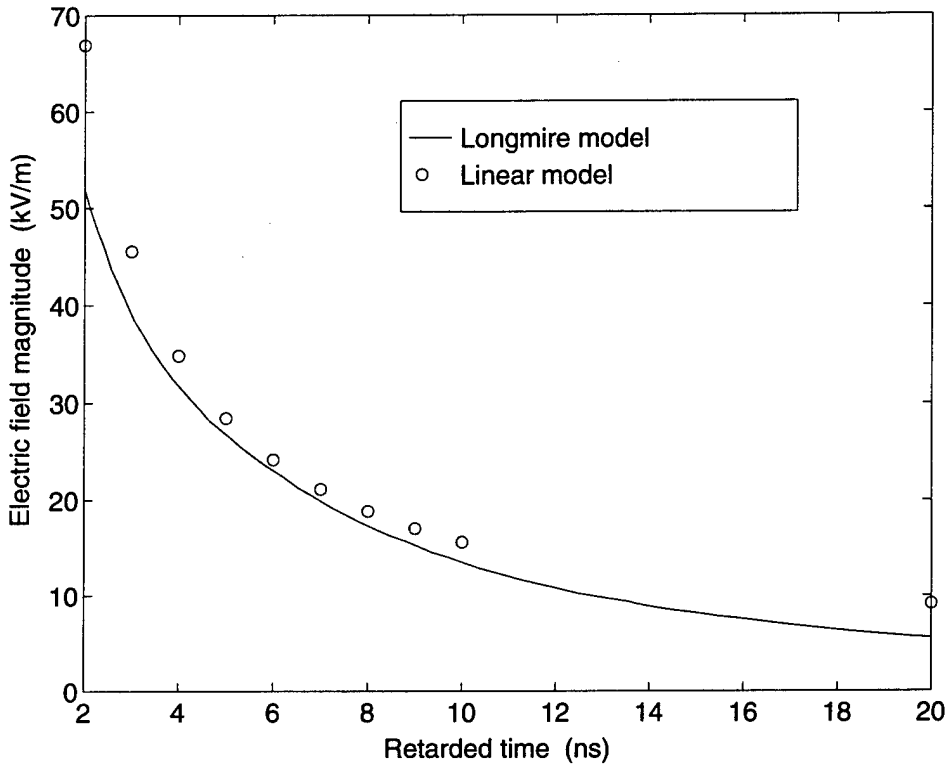

Figure 3. Comparison of saturated electric field predicted by our linear model and Longmire model for 1.6-MeV mono-energetic gamma source. Longmire data obtained from Longmire [3, fig. 13].

Apart from including the effects of the complete photon spectrum, our model does not differ significantly from the Longmire model [3]. By using a limiting procedure, our method recovers the monochromatic results for an impulse source of 1.6 MeV gamma energy. A comparison of the predicted saturation field level is presented in figure 3 for both models (data obtained from Longmire [3], fig. 13).

An improved estimate of the swarm parameters is possible if one considers the pseudo transport model,

$$\frac{dv}{dt} = -\frac{eE}{m} - \frac{v}{t_C} , \tag{11}$$

where t_C is a collision time. If, for t_C we take (λ/v), we find for the steady-state drift velocity the well-known result [12],

$$v = CE^{(1+\alpha)/2} , \tag{12}$$

where α represents some velocity dependence of the collision cross section. Since C is density-dependent, one finds

$$v = K\left(\frac{E}{p}\right)^{(1+\alpha)/2} , \tag{13}$$

with K a constant and p in atmospheres, to be a better representation. Ultimately one has, empirically, for oxygen, a good fit for the drift velocity, given by

$$v = 100\left(Ee^{\overline{\zeta(w)}}\right)^{1/2} . \tag{14}$$

From this we can calculate field mobilities and we find the value of 6 m^2/V-s to be a good approximation for the range of values in the region of interest. We can also use these parameters to obtain an estimate of the time for equilibrium to set in for the plasma. We find this to be less than 10^{-9} s, except for electrons of lowest energy. It is thus possible to go back to equation (1) and use equation (14) to calculate the saturation field (with, of course, spectrally averaged quantities). We can set

$$j_{\text{sec}} = -en_{\text{sec}}\chi\sqrt{E} \ , \tag{15}$$

with $\chi = 1400\sqrt{G(w)}$ in MKS units.

Since the wave equation is now nonlinear and not even separable, this is a major task. However, along geomagnetic flux lines, the equation is approximately separable. From equation (2), we develop a model wave equation of the form

$$\Xi \, d\Xi = -(\Xi - 1)\frac{dr}{r_\alpha} \ , \tag{16}$$

with $\Xi = \sqrt{E / E_1}$ and

$$\sqrt{E_1} = \frac{\beta_{\text{prim}} n_{\text{prim}} c}{n_{\text{sec}}\chi} \ ; \quad r_\alpha = \frac{4\sqrt{E_1}}{Z_0 e n_{\text{sec}}\chi} \ . \tag{17}$$

The solution to equation (16) is

$$e^{\Xi}(1 - \Xi) = \exp - \left(\frac{r_i - r}{r_\alpha}\right) . \tag{18}$$

We calculate r_α from equation (17) using spectral averages and we find it to be about 7.8 km. Typically $(r_i - r) \approx 20$ km, which makes the right-hand side $e^{-2.6}$ or ≈ 0.08, and $\Xi \approx 1$ in equation (16). By the use of spectral averages we find in equation (16) that $E_1 \approx 7000$ V/m.

One sees here that the saturation condition $\Xi \equiv 1$ is not fulfilled. As a matter of fact, Ξ ranges in value from about 0.5 to 1 over the range of parameters of interest. Nevertheless, figure 2 indicates that this model provides consistent results with the linear mobility model when the source includes a high-energy tail.

We have modified the standard model [3,4] for predicting the electric field intensity from an exoatmospheric gamma source by including the effects of all components of the photon pulse. We have found that the high-energy components of the photon pulse, which constitute only a small fraction of the total spectrum, are responsible for a reduction in the field at ground level.

References

1. Karzas, W., and Latter, R., Phys. Rev. 126, p 1919 (1962).
2. Karzas, W., and Latter, R., Phys. Rev. 137 B, p 1369 (1965).
3. Longmire, C. L., *The Early-Time EMP from High Altitude Explosions*, Mission Research Corp., Santa Barbara, CA, for Defense Nuclear Agency, DNA-TR-84-175 (1983).
4. Longmire, C. L., Hamilton, R. M., and Hahn, J. M., *A Nominal Set of High Altitude EMP Environments*, Mission Research Corp., Santa Barbara, CA, for Defense Nuclear Agency, DNA-TR-86-300 (1986).
5. Glasstone, S., and Dolan, P., *The Effects of Nuclear Weapons* (3rd ed.), U.S. Department of Defense, and U.S. Department of Energy (1975).
6. Vittitoe, C. N., and Rabinowitz, M., Phys. Rev. A 37, p 1969 (1988).
7. Fermi, E., *Nuclear Physics* (Rev. Ed.), Univ. of Chicago Press, p 43–47 (1950). (We have omitted a factor of $(3\Lambda I/2)$ from the denominator of expression (4), where I is the ionization energy divided by mc^2, since this is ≈ 1.)
8. Davies, D. K., *Measurement of Swarm Parameters in Dry Air*, Kaman Sciences Corporation, Dikeman Division, Albuquerque, NM, for Air Force Weapons Laboratory (1983).
9. Weast, R. C. (Ed.), *Handbook of Chemistry and Physics* (66th Ed.), The Chemical Rubber Co., Cleveland, OH, F, p 152–155 (1985).
10. Levine, A., *EMP Field E1 Calculation Formula*, University of West Virginia to National Communications Systems, under contract DCA100-87-M-0323.
11. Heitler, W., *The Quantum Theory of Radiation* (3rd Ed.), Oxford Univ. Press, Claredon, U.K., p 204–267 (1959).
12. Meeks, J. M., and Craggs, J. D., *Electrical Breakdown in Gases*, John Wiley and Sons, NY, p 90–98 (1978).

Distribution

Admnstr
Defns Techl Info Ctr
Attn DTIC-OCP
8725 John J Kingman Rd Ste 0944
FT Belvoir VA 22060-6218

Dir
Defns Nuc Agcy
Attn RAEM Envir & Modeling Div
B Prasad
Attn RAST Electromagnetic Applctn Div
Attn TAIC Sci Info Div
Attn RAES Elect & Sys Techlgy Div
W Scott
6801 Telegraph Rd
Alexandria VA 22310-3398

Dpty Dir for Rsrch & Engrg (Sci & Techlgy)
Attn COL J Butt
Room 3E118 Pentagon
Washington DC 20301-3080

Hqdtrs Dept of the Army
Attn DAMO-FDQ MAJ McGonagle
400 Army Pentagon
Washington DC 20310-0460

Cmdr
Nuc Effects Lab
Attn STEWS-NE J Meason
White Sands Missile Range NM 88002-5180

Ofc of the Assist Scy of the Army for Rsrch
Dev & Acqstn
Attn SARD-TT Dr R Milton
Attn SARD-TT C Nash
Rm 3E479 The Pentagon
Washington DC 20310-0103

Cmdr
US Army Matl Cmnd
Attn AMCAM-CN
5001 Eisenhower Ave
Alexandria VA 22333-0001

Dir
US Army Mis Cmnd (USAMICOM)
Attn AMSMI-RD-CS-R Documents
Redstone Arsenal AL 35898-5400

Cmdr
US Army Nuc & Chem Agcy
Attn MONA-NU R Pfeffer
7150 Heller Loop Rd Ste 101
Springfield VA 22150

Dir
US Army TMDE Actvty
Attn AMXTM-S-A C Bosco
Redstone Arsenal AL 35898-5400

Cmdr
US Army White Sands Missile Range
Attn Techl Lib
White Sands Missile Range NM 88002-5030

Nav Rsrch Lab
Attn 4200 Ctr for Sp Sensing
Attn 4600 Condensed Matter & Radiation Sci
Attn 4700 Plasma Physics Div
Attn 5700 Tactical Elect Warfare Div
Attn 6800 Elect Sci & Techlgy Div
Attn 8000 Ctr for Sp Techlgy
Attn Code 4820 Techl Info Div
4555 Overlook Ave SW
Washington DC 20375-5000

Cmdr
Nav Surfc Weapons Ctr
Attn Code E231 Techl Lib
Dahlgren VA 22448-5020

Hqdtrs USAFA/DFSELD
Attn HQUSAFA/DFSELD
2354 Fairchild Dr Ste 3A22
USAF Academy CO 80840-6214

US Air Force Phillips Lab
Attn PL/WSR Baum
3550 Aberdeen Ave SE
Albuquerque NM 87116-008

Distribution

Lawrence Livermore Natl Lab
Attn L-156 M Bland
Attn L-86 H S Cabayan
PO Box 808
Livermore CA 94550

Sandia Natl Lab
Attn Orgn 3141 Reports Acqstn
PO Box 5800
Albuquerque NM 87185

Natl Inst of Stand & Techlgy
Attn V Ulbrecht Rsrch Info Ctr
Rm E01 Bldg 101
Gaithersburg MD 20899

West Virginia Univ
Dept of Physics
Attn DR A D Levine
Morgantown WV 26506

Fed Commctn Comm
Attn DR A H Rausch
2000 M Stret
Washington DC 20554

US Army Rsrch Laboratory
Attn AMSRL-SL-C S Share
Aberdeen MD 21005

US Army Rsrch Lab
Attn AMSRL-SL-C W Hughes
Aberdeen Proving Ground MD 21005-5066

US Army Rsrch Lab
Attn AMSRL-SL-CO A Van de Wal
Aberdeen Proving Ground MD 21005-5067

US Army Rsrch Lab
Attn AMSRL-SL-CM M Mar
Aberdeen Proving Ground MD 21005-5068

US Army Rsrch Lab
Attn AMSRL-WT-TB R Lottero
Aberdeen Proving Ground MD 21005-5425

US Army Rsrch Lab
Attn AMSRL-SL-CS J Beilfuss
Attn AMSRL-SL-CM D Farenwald
Edgewood Arsenal MD 21010-5423

US Army Rsrch Lab
Attn AMSRL-OP-SD-TA Mail & Records Mgmt
Attn AMSRL-OP-SD-TL Tech Library (3 copies)
Attn AMSRL-OP-SD-TP Tech Pub (5 copies)
Attn AMSRL-PS-PD J McGarrity
Attn AMSRL-PS-PD T Oldham
Attn AMSRL-WT-ND B Luu
Attn AMSRL-WT-ND C S Kenyon
Attn AMSRL-WT-ND G Merkel
Attn AMSRL-WT-ND J R Miletta
Attn AMSRL-WT-ND R J Chase (20 copies)
Attn AMSRL-WT-NF L Jasper
Attn AMSRL-WT-NH R A Kehs
Adelphi MD 20783-1197