




L02

Department of Defense
SELECTED MEDICAL CARE STATISTICS

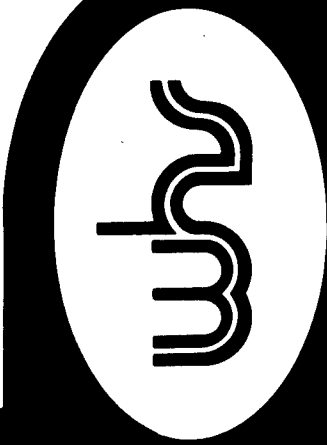
June 30, 1996



DISTRIBUTION STATEMENT A
Approved for public release;
Distribution Unlimited

19961118 025

DTIC QUALITY INSPECTED 1



DIRECTORATE FOR INFORMATION
OPERATIONS AND REPORTS (DIOR)

Department of Defense

SELECTED MEDICAL CARE STATISTICS

June 30, 1996

*Issued quarterly by
Washington Headquarters Services
Directorate for Information
Operations and Reports*

FOR SALE BY THE SUPERINTENDENT OF DOCUMENTS
U.S. GOVERNMENT PRINTING OFFICE
WASHINGTON, D.C. 20402-8371
TELEPHONE: (202) 512-1800

DTIC and NTIS identification number for this publication is DIOR/L02-96/03.

FOREWORD

Selected Medical Care Statistics (SMCS) is a quarterly publication prepared by the Washington Headquarters Services, Directorate for Information Operations and Reports (WHS/DIOR) of the Office of the Secretary of Defense

SMCS presents quarterly summary data concerning medical care provided at fixed military medical facilities located in: (1) the United States (including Alaska and Hawaii) and (2) outside the United States, in territories, possessions, and foreign countries. This publication contains pie charts which are based on the percentage of the DoD worldwide total for each of the categories. Admissions and beds occupied by dependents of other uniformed personnel (Public Health Service (PHS), Coast Guard (CG), National Oceanic Atmospheric Administration (NOAA)) are less than one percent and are included in the "other" category on applicable charts and graphs.

This publication is generated from a data base developed and maintained in consonance with Department of Defense Instruction (DoDI) 6015.14, July 13, 1990, under Report Control Symbol DA&M(Q)1474, by the Statistical Information Analysis Division of WHS/DIOR.

TABLE OF CONTENTS

TABLE/FIGURE

PAGE

QUARTER ENDING JUNE 30, 1996

Table 1.1	Operating Beds/Operating Bassinets/Beds Occupied - Worldwide.....	1
Figure 1.1	Beds Occupied - Worldwide Summary (ADPL).....	3
Table 1.2	Operating Beds/Operating Bassinets/Beds Occupied - United States.....	4
Table 1.3	Operating Beds/Operating Bassinets/Beds Occupied - Overseas.....	6
Table 2.1	Admissions - Worldwide.....	8
Figure 2.1	Admissions - Worldwide Summary.....	10
Table 2.2	Admissions - United States.....	11
Table 2.3	Admissions - Overseas.....	13
Table 3.1	Outpatient Visits and Live Births - Worldwide.....	15
Figure 3.1	Outpatient Visits - Worldwide Summary.....	17
Table 3.2	Outpatient Visits and Live Births - United States.....	18
Table 3.3	Outpatient Visits and Live Births - Overseas.....	20
	GLOSSARY	23

TABLE 1.1

OPERATING BEDS/OPERATING BASSINETS/BEDS OCCUPIED - WORLDWIDE

QUARTER ENDING JUNE 30, 1996

FIXED MILITARY MEDICAL FACILITIES	DOD TOTAL	ARMY FACILITIES	NAVY FACILITIES	AIR FORCE FACILITIES
NUMBER OF OPERATING BEDS - TOTAL	7,560	2,898	2,666	1,996
NUMBER OF OPERATING BASSINETS - TOTAL	1,216	361	216	639
NUMBER OF BEDS OCCUPIED (DAILY AVERAGE (ADPL)) - TOTAL	4,758	2,323	1,184	1,251
BEDS OCCUPIED BY US ACTIVE DUTY UNIFORMED PERSONNEL - TOTAL	1,513	733	484	296
MILITARY - TOTAL	1,494	725	477	292
ARMY	667	597	18	52
NAVY-MARINE CORPS	546	72	443	31
AIR FORCE	281	56	16	209
OTHER UNIFORMED PERSONNEL (PHS, CG, NOAA) - TOTAL	19	8	7	4
BEDS OCCUPIED BY RETIRED US UNIFORMED PERSONNEL - TOTAL	943	487	178	278
RETIRED MILITARY - TOTAL	934	483	175	276
ARMY	407	325	26	56
NAVY-MARINE CORPS	228	58	128	42
AIR FORCE	299	100	21	178
OTHER RETIRED UNIFORMED PERSONNEL (PHS, CG, NOAA) - TOTAL	9	4	3	2

Prepared by: Washington Headquarters Services
Directorate for Information Operations and Reports

TABLE 1.1
OPERATING BEDS/OPERATING BASSINETS/BEDS OCCUPIED - WORLDWIDE

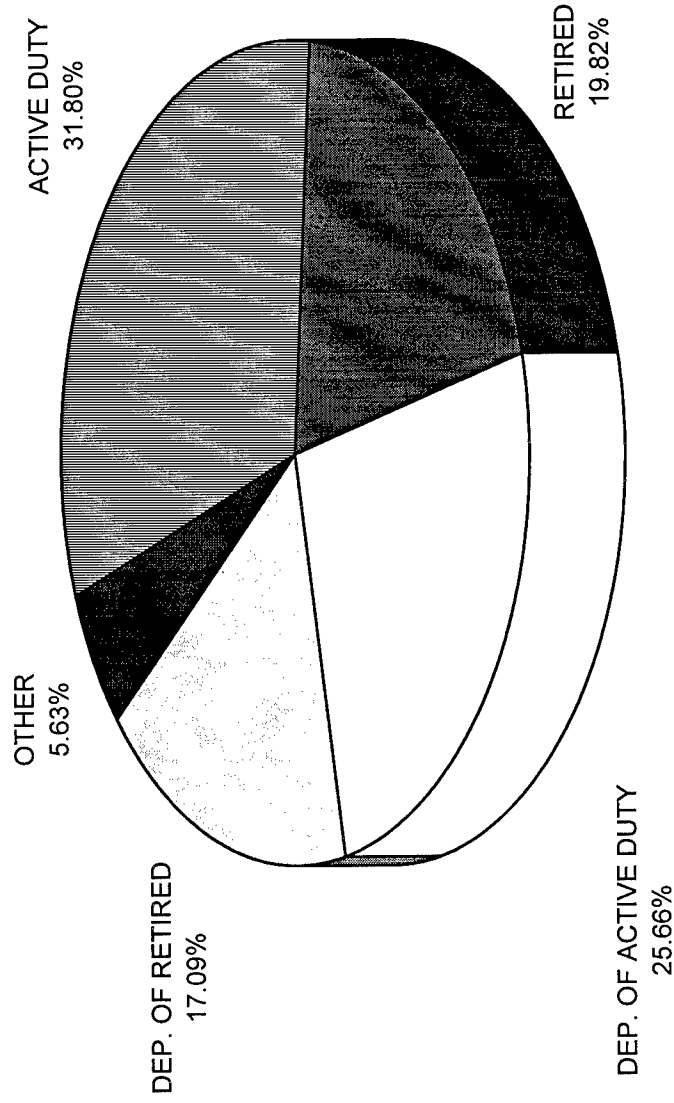
QUARTER ENDING JUNE 30, 1996

FIXED MILITARY MEDICAL FACILITIES	DOD TOTAL	ARMY FACILITIES	NAVY FACILITIES	AIR FORCE FACILITIES
BEDS OCCUPIED BY DEPENDENTS OF US ACTIVE DUTY MILITARY PERSONNEL	- TOTAL 1,221	531	342	348
ARMY	487	408	25	54
NAVY-MARINE CORPS	383	62	288	33
AIR FORCE	351	61	29	261
BEDS OCCUPIED BY DEPENDENTS OF RETIRED AND DECEASED US MILITARY PERSONNEL	- TOTAL 813	406	156	251
ARMY	357	279	23	55
NAVY-MARINE CORPS	191	48	109	34
AIR FORCE	265	79	24	162
BEDS OCCUPIED BY DEPENDENTS OF OTHER UNIFORMED PERSONNEL (PHS,CG,NOAA)	- TOTAL 20	6	8	6
BEDS OCCUPIED BY ALL OTHER BENEFICIARIES	- TOTAL 248	160	16	72

Prepared by: Washington Headquarters Services
Directorate for Information
Operations and Reports

BEDS OCCUPIED - WORLDWIDE SUMMARY (ADPL)

QUARTER ENDING JUNE 30, 1996



Prepared by: Washington Headquarters Services
Directorate for Information
Operations and Reports

FIGURE 1.1

TABLE 1.2
OPERATING BEDS/OPERATING BASSINETS/BEDS OCCUPIED - UNITED STATES

QUARTER ENDING JUNE 30, 1996

FIXED MILITARY MEDICAL FACILITIES	DOD TOTAL	ARMY FACILITIES	NAVY FACILITIES	AIR FORCE FACILITIES
NUMBER OF OPERATING BEDS - TOTAL	6,780	2,624	2,259	1,897
NUMBER OF OPERATING BASSINETS - TOTAL	1,084	319	176	589
NUMBER OF BEDS OCCUPIED (DAILY AVERAGE (ADPL)) - TOTAL	4,302	2,091	1,021	1,190
BEDS OCCUPIED BY US ACTIVE DUTY UNIFORMED PERSONNEL - TOTAL	1,279	612	397	270
MILITARY	1,260	604	390	266
ARMY	561	495	16	50
NAVY-MARINE CORPS	464	68	366	30
AIR FORCE	235	41	8	186
OTHER UNIFORMED PERSONNEL (PHS,CG,NOAA) - TOTAL	19	8	7	4
BEDS OCCUPIED BY RETIRED US UNIFORMED PERSONNEL - TOTAL	914	471	168	275
RETIRED MILITARY	905	467	165	273
ARMY	391	313	23	55
NAVY-MARINE CORPS	221	57	122	42
AIR FORCE	293	97	20	176
OTHER RETIRED UNIFORMED PERSONNEL (PHS,CG,NOAA) - TOTAL	9	4	3	2

Prepared by: Washington Headquarters Services
 Directorate for Information
 Operations and Reports

TABLE 1.2
OPERATING BEDS/OPERATING BASSINETS/BEDS OCCUPIED - UNITED STATES

QUARTER ENDING JUNE 30, 1996

FIXED MILITARY MEDICAL FACILITIES	DOD TOTAL	ARMY FACILITIES	NAVY FACILITIES	AIR FORCE FACILITIES
BEDS OCCUPIED BY DEPENDENTS OF US ACTIVE DUTY MILITARY PERSONNEL	1,066	459	288	319
- TOTAL				
ARMY	427	354	20	53
NAVY-MARINE CORPS	345	60	253	32
AIR FORCE	294	45	15	234
BEDS OCCUPIED BY DEPENDENTS OF RETIRED AND DECEASED US MILITARY PERSONNEL	797	397	150	250
- TOTAL				
ARMY	347	272	20	55
NAVY-MARINE CORPS	189	48	107	34
AIR FORCE	261	77	23	161
BEDS OCCUPIED BY DEPENDENTS OF OTHER UNIFORMED PERSONNEL (PHS,CG,NOAA)	20	6	8	6
- TOTAL				
BEDS OCCUPIED BY ALL OTHER BENEFICIARIES	226	146	10	70
- TOTAL				

Prepared by: Washington Headquarters Services
Directorate for Information
Operations and Reports

TABLE 1.3
OPERATING BEDS/OPERATING BASSINETS/BEDS OCCUPIED - OVERSEAS

QUARTER ENDING JUNE 30, 1996

FIXED MILITARY MEDICAL FACILITIES	DOD TOTAL	ARMY FACILITIES	NAVY FACILITIES	AIR FORCE FACILITIES
NUMBER OF OPERATING BEDS - TOTAL	780	274	407	99
NUMBER OF OPERATING BASSINETS - TOTAL	132	42	40	50
NUMBER OF BEDS OCCUPIED (DAILY AVERAGE (ADPL)) - TOTAL	456	232	163	61
BEDS OCCUPIED BY US ACTIVE DUTY UNIFORMED PERSONNEL - TOTAL	234	121	87	26
MILITARY - TOTAL	234	121	87	26
ARMY	106	102	2	2
NAVY-MARINE CORPS	82	4	77	1
AIR FORCE	46	15	8	23
OTHER UNIFORMED PERSONNEL (PHS,CG,NOAA) - TOTAL	0	0	0	0
BEDS OCCUPIED BY RETIRED US UNIFORMED PERSONNEL - TOTAL	29	16	10	3
RETIRED MILITARY - TOTAL	29	16	10	3
ARMY	16	12	3	1
NAVY-MARINE CORPS	7	1	6	0
AIR FORCE	6	3	1	2
OTHER RETIRED UNIFORMED PERSONNEL (PHS,CG,NOAA) - TOTAL	0	0	0	0

Prepared by: Washington Headquarters Services
Directorate for Information
Operations and Reports

**TABLE 1.3
OPERATING BEDS/OPERATING BASSINETS/BEDS OCCUPIED - OVERSEAS**

QUARTER ENDING JUNE 30, 1996

FIXED MILITARY MEDICAL FACILITIES	DOD TOTAL	ARMY FACILITIES	NAVY FACILITIES	AIR FORCE FACILITIES
BEDS OCCUPIED BY DEPENDENTS OF US ACTIVE DUTY MILITARY PERSONNEL	155	72	54	29
ARMY	60	54	5	1
NAVY-MARINE CORPS	38	2	35	1
AIR FORCE	57	16	14	27
BEDS OCCUPIED BY DEPENDENTS OF RETIRED AND DECEASED US MILITARY PERSONNEL	16	9	6	1
ARMY	10	7	3	0
NAVY-MARINE CORPS	2	0	2	0
AIR FORCE	4	2	1	1
BEDS OCCUPIED BY DEPENDENTS OF OTHER UNIFORMED PERSONNEL (PHS,CG,NOAA)	0	0	0	0
BEDS OCCUPIED BY ALL OTHER BENEFICIARIES	22	14	6	2
- TOTAL	155	72	54	29
- TOTAL	60	54	5	1
- TOTAL	38	2	35	1
- TOTAL	57	16	14	27
- TOTAL	16	9	6	1
- TOTAL	10	7	3	0
- TOTAL	2	0	2	0
- TOTAL	4	2	1	1
- TOTAL	0	0	0	0
- TOTAL	22	14	6	2

Prepared by: Washington Headquarters Services
Directorate for Information
Operations and Reports

TABLE 2.1
ADMISSIONS - WORLDWIDE
QUARTER ENDING JUNE 30, 1996

FIXED MILITARY MEDICAL FACILITIES	DOD TOTAL	ARMY FACILITIES	NAVY FACILITIES	AIR FORCE FACILITIES
NUMBER OF ADMISSIONS - TOTAL	130,295	57,335	34,074	38,886
ADMISSIONS OF US ACTIVE DUTY UNIFORMED PERSONNEL - TOTAL	38,624	16,684	12,520	9,420
MILITARY - TOTAL	38,093	16,548	12,271	9,274
ARMY	15,648	13,963	527	1,158
NAVY-MARINE CORPS	13,360	1,296	11,174	890
AIR FORCE	9,085	1,289	570	7,226
OTHER UNIFORMED PERSONNEL (PHS,CG,NOAA) - TOTAL	531	136	249	146
ADMISSIONS OF RETIRED US UNIFORMED PERSONNEL - TOTAL	21,073	9,603	4,545	6,925
ADMISSIONS OF RETIRED MILITARY - TOTAL	20,853	9,540	4,454	6,859
ARMY	8,245	6,320	649	1,276
NAVY-MARINE CORPS	5,300	1,120	3,169	1,011
AIR FORCE	7,308	2,100	636	4,572
ADMISSIONS OF OTHER RETIRED UNIFORMED PERSONNEL (PHS,CG,NOAA) - TOTAL	220	63	91	66

Prepared by: Washington Headquarters Services
Directorate for Information
Operations and Reports

TABLE 2.1
ADMISSIONS - WORLDWIDE

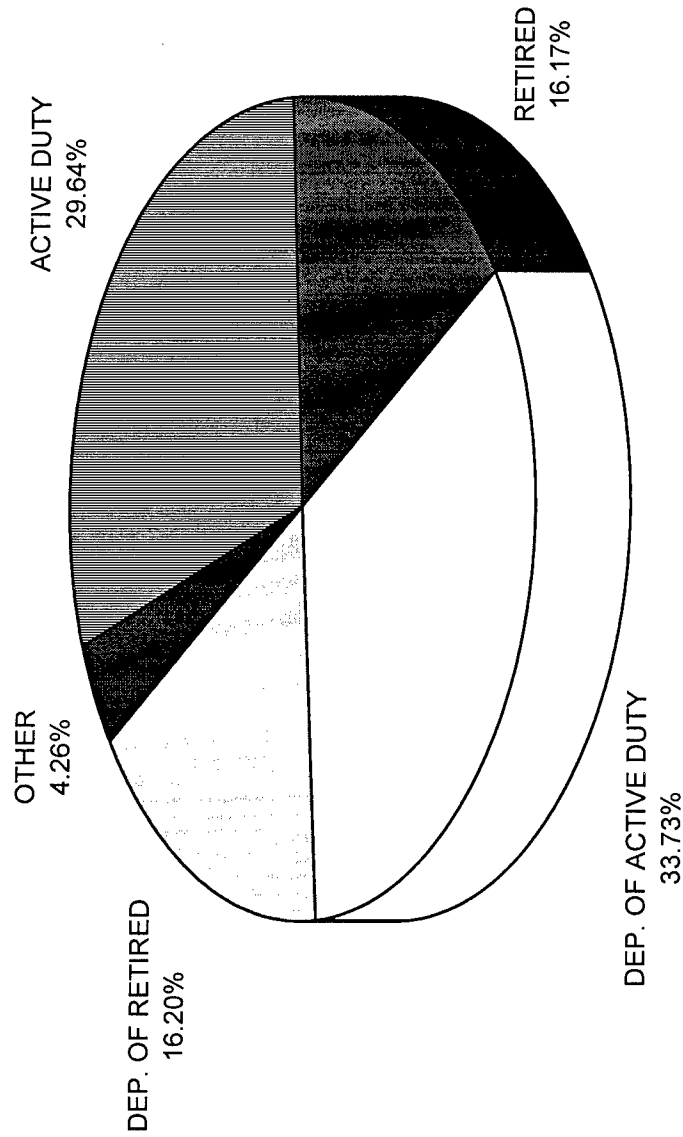
QUARTER ENDING JUNE 30, 1996

FIXED MILITARY MEDICAL FACILITIES	DOD TOTAL	ARMY FACILITIES	NAVY FACILITIES	AIR FORCE FACILITIES
ADMISSIONS OF DEPENDENTS OF US ACTIVE DUTY MILITARY PERSONNEL	43,953	18,476	12,105	13,372
ARMY	16,960	14,607	668	1,685
NAVY-MARINE CORPS	13,594	1,885	10,498	1,211
AIR FORCE	13,399	1,984	939	10,476
ADMISSIONS OF DEPENDENTS OF RETIRED AND DECEASED US MILITARY PERSONNEL	21,101	9,456	4,197	7,448
ARMY	8,840	6,706	600	1,534
NAVY-MARINE CORPS	5,165	1,076	3,037	1,052
AIR FORCE	7,096	1,674	560	4,862
ADMISSIONS OF DEPENDENTS OF OTHER UNIFORMED MILITARY PERSONNEL	616	180	239	197
ADMISSIONS OF ALL OTHER BENEFICIARIES	4,928	2,936	468	1,524

Prepared by: Washington Headquarters Services
Directorate for Information
Operations and Reports

ADMISSIONS - WORLDWIDE SUMMARY

QUARTER ENDING JUNE 30, 1996



Prepared by: Washington Headquarters Services
Directorate for Information
Operations and Reports

FIGURE 2.1

TABLE 2.2
ADMISSIONS - UNITED STATES
QUARTER ENDING JUNE 30, 1996

FIXED MILITARY MEDICAL FACILITIES	DOD TOTAL	ARMY FACILITIES	NAVY FACILITIES	AIR FORCE FACILITIES
NUMBER OF ADMISSIONS - TOTAL	118,270	51,666	29,919	36,685
ADMISSIONS OF US ACTIVE DUTY UNIFORMED PERSONNEL - TOTAL	33,585	14,120	10,861	8,604
MILITARY - TOTAL	33,066	13,985	10,623	8,458
ARMY	13,389	11,859	452	1,078
NAVY-MARINE CORPS	11,907	1,228	9,831	848
AIR FORCE	7,770	898	340	6,532
OTHER UNIFORMED PERSONNEL (PHS,CG,NOAA) - TOTAL	519	135	238	146
ADMISSIONS OF RETIRED US UNIFORMED PERSONNEL - TOTAL	20,527	9,333	4,357	6,837
ADMISSIONS OF RETIRED MILITARY - TOTAL	20,312	9,270	4,271	6,771
ARMY	7,987	6,142	587	1,258
NAVY-MARINE CORPS	5,203	1,110	3,083	1,010
AIR FORCE	7,122	2,018	601	4,503
ADMISSIONS OF OTHER RETIRED UNIFORMED PERSONNEL (PHS,CG,NOAA) - TOTAL	215	63	86	66

Prepared by: Washington Headquarters Services
Directorate for Information
Operations and Reports

TABLE 2.2
ADMISSIONS - UNITED STATES
QUARTER ENDING JUNE 30, 1996

FIXED MILITARY MEDICAL FACILITIES	DOD TOTAL	ARMY FACILITIES	NAVY FACILITIES	AIR FORCE FACILITIES
ADMISSIONS OF DEPENDENTS OF US ACTIVE DUTY MILITARY PERSONNEL	- TOTAL 38,590	16,208	10,194	12,188
ARMY	15,102	12,910	560	1,632
NAVY-MARINE CORPS	12,183	1,817	9,201	1,165
AIR FORCE	11,305	1,481	433	9,391
ADMISSIONS OF DEPENDENTS OF RETIRED AND DECEASED US MILITARY PERSONNEL	- TOTAL 20,675	9,255	4,017	7,403
ARMY	8,624	6,563	537	1,524
NAVY-MARINE CORPS	5,086	1,066	2,971	1,049
AIR FORCE	6,965	1,626	509	4,830
ADMISSIONS OF DEPENDENTS OF OTHER UNIFORMED MILITARY PERSONNEL	- TOTAL 606	179	230	197
ADMISSIONS OF ALL OTHER BENEFICIARIES	- TOTAL 4,287	2,571	260	1,456

Prepared by: Washington Headquarters Services
Directorate for Information
Operations and Reports

TABLE 2.3
ADMISSIONS - OVERSEAS

QUARTER ENDING JUNE 30, 1996

FIXED MILITARY MEDICAL FACILITIES	DOD TOTAL	ARMY FACILITIES	NAVY FACILITIES	AIR FORCE FACILITIES
NUMBER OF ADMISSIONS - TOTAL	12,025	5,669	4,155	2,201
ADMISSIONS OF US ACTIVE DUTY UNIFORMED PERSONNEL - TOTAL	5,039	2,564	1,659	816
MILITARY - TOTAL	5,027	2,563	1,648	816
ARMY	2,259	2,104	75	80
NAVY-MARINE CORPS	1,453	68	1,343	42
AIR FORCE	1,315	391	230	694
OTHER UNIFORMED PERSONNEL (PHS, CG, NOAA) - TOTAL	12	1	11	0
ADMISSIONS OF RETIRED US UNIFORMED PERSONNEL - TOTAL	546	270	188	88
ADMISSIONS OF RETIRED MILITARY - TOTAL	541	270	183	88
ARMY	258	178	62	18
NAVY-MARINE CORPS	97	10	86	1
AIR FORCE	186	82	35	69
ADMISSIONS OF OTHER RETIRED UNIFORMED PERSONNEL (PHS, CG, NOAA) - TOTAL	5	0	5	0

Prepared by: Washington Headquarters Services
Directorate for Information
Operations and Reports

TABLE 2.3
ADMISSIONS - OVERSEAS
QUARTER ENDING JUNE 30, 1996

FIXED MILITARY MEDICAL FACILITIES	DOD TOTAL	ARMY FACILITIES	NAVY FACILITIES	AIR FORCE FACILITIES
ADMISSIONS OF DEPENDENTS OF US ACTIVE DUTY MILITARY PERSONNEL	- TOTAL 5,363	2,268	1,911	1,184
ARMY	1,858	1,697	108	53
NAVY-MARINE CORPS	1,411	68	1,297	46
AIR FORCE	2,094	503	506	1,085
ADMISSIONS OF DEPENDENTS OF RETIRED AND DECEASED US MILITARY PERSONNEL	- TOTAL 426	201	180	45
ARMY	216	143	63	10
NAVY-MARINE CORPS	79	10	66	3
AIR FORCE	131	48	51	32
ADMISSIONS OF DEPENDENTS OF OTHER UNIFORMED MILITARY PERSONNEL	- TOTAL 10	1	9	0
ADMISSIONS OF ALL OTHER BENEFICIARIES	- TOTAL 641	365	208	68

Prepared by: Washington Headquarters Services
Directorate for Information
Operations and Reports

TABLE 3.1
OUTPATIENT VISITS AND LIVE BIRTHS - WORLDWIDE

QUARTER ENDING JUNE 30, 1996

FIXED MILITARY MEDICAL FACILITIES	DOD TOTAL	ARMY FACILITIES	NAVY FACILITIES	AIR FORCE FACILITIES
NUMBER OF OUTPATIENT VISITS	- TOTAL	3,931,207	2,582,813	2,846,543
OUTPATIENT VISITS BY US ACTIVE DUTY UNIFORMED PERSONNEL	- TOTAL	1,477,464	1,187,516	937,841
MILITARY	- TOTAL	1,472,826	1,173,927	928,327
ARMY	1,461,957	1,378,975	28,251	54,731
NAVY-MARINE CORPS	1,218,881	50,239	1,125,537	43,105
AIR FORCE	894,242	43,612	20,139	830,491
OTHER UNIFORMED PERSONNEL (PHS,CG,NOAA)	- TOTAL	4,638	13,589	9,514
OUTPATIENT VISITS BY RETIRED US UNIFORMED PERSONNEL	- TOTAL	368,824	218,074	340,286
OUTPATIENT VISITS BY DEPENDENTS OF US ACTIVE DUTY UNIFORMED PERSONNEL	- TOTAL	1,307,479	828,986	1,040,203
DEPENDENTS OF MILITARY PERSONNEL	- TOTAL	1,298,726	815,814	1,031,257
ARMY	1,230,476	1,109,770	34,105	86,601
NAVY-MARINE CORPS	919,174	95,365	746,984	76,825
AIR FORCE	996,147	93,591	34,725	867,831
DEPENDENTS OF OTHER UNIFORMED PERSONNEL (PHS,CG,NOAA)	- TOTAL	8,753	13,172	8,946

Prepared by: Washington Headquarters Services
Directorate for Information
Operations and Reports

TABLE 3.1

OUTPATIENT VISITS AND LIVE BIRTHS - WORLDWIDE


QUARTER ENDING JUNE 30, 1996

FIXED MILITARY MEDICAL FACILITIES	DOD TOTAL	ARMY FACILITIES	NAVY FACILITIES	AIR FORCE FACILITIES
OUTPATIENT VISITS BY DEPENDENTS OF RETIRED AND DECEASED US UNIFORMED PERSONNEL - TOTAL	1,202,618	512,111	240,735	449,772
OUTPATIENT VISITS BY ALL OTHER BENEFICIARIES - TOTAL	451,272	265,329	107,502	78,441
NUMBER OF LIVE BIRTHS - TOTAL	15,338	6,113	4,278	4,947

Prepared by: Washington Headquarters Services
Directorate for Information
Operations and Reports

OUTPATIENT VISITS - WORLDWIDE SUMMARY

QUARTER ENDING JUNE 30, 1996



Prepared by: Washington Headquarters Services
Directorate for Information
Operations and Reports

FIGURE 3.1

TABLE 3.2

OUTPATIENT VISITS AND LIVE BIRTHS - UNITED STATES
 QUARTER ENDING JUNE 30, 1996

FIXED MILITARY MEDICAL FACILITIES	DOD TOTAL	ARMY FACILITIES	NAVY FACILITIES	AIR FORCE FACILITIES
NUMBER OF OUTPATIENT VISITS - TOTAL	8,350,530	3,456,570	2,313,725	2,580,235
OUTPATIENT VISITS BY US ACTIVE DUTY UNIFORMED PERSONNEL	3,145,015	1,260,355	1,063,778	820,882
MILITARY	3,118,370	1,255,735	1,050,903	811,732
ARMY	1,248,724	1,174,258	24,686	49,780
NAVY-MARINE CORPS	1,098,406	47,338	1,013,072	37,996
AIR FORCE	771,240	34,139	13,145	723,956
OTHER UNIFORMED PERSONNEL (PHS, CG, NOAA)	26,645	4,620	12,875	9,150
OUTPATIENT VISITS BY RETIRED US UNIFORMED PERSONNEL - TOTAL	898,032	354,509	208,729	334,794
OUTPATIENT VISITS BY DEPENDENTS OF US ACTIVE DUTY UNIFORMED PERSONNEL	2,740,438	1,109,499	722,536	908,403
DEPENDENTS OF MILITARY PERSONNEL	2,710,979	1,100,807	710,028	900,144
ARMY	1,046,035	936,638	29,036	80,361
NAVY-MARINE CORPS	820,962	91,764	659,556	69,642
AIR FORCE	843,982	72,405	21,436	750,141
DEPENDENTS OF OTHER UNIFORMED PERSONNEL (PHS, CG, NOAA)	29,459	8,692	12,508	8,259

Prepared by: Washington Headquarters Services
 Directorate for Information Operations and Reports

TABLE 3.2

OUTPATIENT VISITS AND LIVE BIRTHS - UNITED STATES

QUARTER ENDING JUNE 30, 1996

FIXED MILITARY MEDICAL FACILITIES	DOD TOTAL	ARMY FACILITIES	NAVY FACILITIES	AIR FORCE FACILITIES
OUTPATIENT VISITS BY DEPENDENTS OF RETIRED AND DECEASED US UNIFORMED PERSONNEL - TOTAL	1,176,521	500,868	230,673	444,980
OUTPATIENT VISITS BY ALL OTHER BENEFICIARIES - TOTAL	390,524	231,339	88,009	71,176
NUMBER OF LIVE BIRTHS - TOTAL	13,529	5,419	3,546	4,564

Prepared by: Washington Headquarters Services
Directorate for Information
Operations and Reports

TABLE 3.3

OUTPATIENT VISITS AND LIVE BIRTHS - OVERSEAS

QUARTER ENDING JUNE 30, 1996

FIXED MILITARY MEDICAL FACILITIES		DOD TOTAL	ARMY FACILITIES	NAVY FACILITIES	AIR FORCE FACILITIES
NUMBER OF OUTPATIENT VISITS	- TOTAL	1,010,033	474,637	269,088	266,308
OUTPATIENT VISITS BY US ACTIVE DUTY UNIFORMED PERSONNEL	- TOTAL	457,806	217,109	123,738	116,959
MILITARY	- TOTAL	456,710	217,091	123,024	116,595
ARMY		213,233	204,717	3,565	4,951
NAVY-MARINE CORPS		120,475	2,901	112,465	5,109
AIR FORCE		123,002	9,473	6,994	106,535
OTHER UNIFORMED PERSONNEL (PHS, CG, NOAA)	- TOTAL	1,096	18	714	364
OUTPATIENT VISITS BY RETIRED US UNIFORMED PERSONNEL	- TOTAL	29,152	14,315	9,345	5,492
OUTPATIENT VISITS BY DEPENDENTS OF US ACTIVE DUTY UNIFORMED PERSONNEL	- TOTAL	436,230	197,980	106,450	131,800
DEPENDENTS OF MILITARY PERSONNEL	- TOTAL	434,818	197,919	105,786	131,113
ARMY		184,441	173,132	5,069	6,240
NAVY-MARINE CORPS		98,212	3,601	87,428	7,183
AIR FORCE		152,165	21,186	13,289	117,690
DEPENDENTS OF OTHER UNIFORMED PERSONNEL (PHS, CG, NOAA)	- TOTAL	1,412	61	664	687

Prepared by: Washington Headquarters Services
Directorate for Information
Operations and Reports

TABLE 3.3

OUTPATIENT VISITS AND LIVE BIRTHS - OVERSEAS

QUARTER ENDING JUNE 30, 1996

FIXED MILITARY MEDICAL FACILITIES	DOD TOTAL	ARMY FACILITIES	NAVY FACILITIES	AIR FORCE FACILITIES
OUTPATIENT VISITS BY DEPENDENTS OF RETIRED AND DECEASED US UNIFORMED PERSONNEL - TOTAL	26,097	11,243	10,062	4,792
OUTPATIENT VISITS BY ALL OTHER BENEFICIARIES - TOTAL	60,748	33,990	19,493	7,265
NUMBER OF LIVE BIRTHS - TOTAL	1,809	694	732	383

Prepared by: Washington Headquarters Services
Directorate for Information Operations and Reports

GLOSSARY

Admission. An act of placing an individual under treatment or observation in a hospital. The day of admission is the day on which the hospital makes a formal acceptance of the patient who is to be provided with room, board, and continuous nursing service in the area of the hospital where patients normally stay at least overnight. While the admission of a newborn is deemed to occur at time of birth, these neonates are reported separately and excluded from the admission data.

Average Daily Patient Load (ADPL). Average number of inpatients in the hospital and receiving care each day during a reported period. Included are patients on pass or liberty not in excess of 72 hours and patients admitted and discharged on the same day. Excluded are newborns, patients on convalescent leave, and patients authorized to subside out. ADPL is calculated by dividing the number of occupied bed days during the period by the total number of days in the reported period.

Bassinets Day. A day spent in the newborn nursery by a healthy infant. This excludes days spent by infants in equipment referred to as a bassinet on any pediatric nursing unit, pediatric intensive care unit, or other nursing unit.

Live Births. The complete expulsion or extraction from a mother of a product of conception, irrespective of the duration of pregnancy, which, after such separation, breathes or shows any other evidence of life such as heartbeat, umbilical cord pulsation, or definite movement of voluntary muscles, whether or not the umbilical cord has been cut or the placenta is attached. Heartbeats are to be distinguished from transient cardiac contractors; respirations are to be distinguished from fleeting respiratory efforts or gasps.

Operating Bed. Accommodation in a functioning medical treatment facility that is currently set up and ready in all respects for the care of a patient. It must include supporting space, equipment, medical material, ancillary and support services, and staff to operate under normal circumstances. Excluded are transient patient beds, bassinets, incubators, labor beds, and recovery beds.

Outpatient Visit. A hospital program for the performance of elective surgical procedures on patients who are not admitted to the hospital as inpatients.