

O

T

S

R

AR-009-809

DSTO-TR-0400

Velocity of Detonation and Charge
Diameter in some RDX-Driven
Heterogenous Explosives:
PBXW-115, PBXN-111, H-6
and Composition B

D.J. Whelan, R. Swinton
and G. Bocksteiner

APPROVED FOR PUBLIC RELEASE

© Commonwealth of Australia

DTIC QUALITY INSPECTED 4

THE UNITED STATES NATIONAL
TECHNICAL INFORMATION SERVICE
IS AUTHORISED TO
REPRODUCE AND SELL THIS REPORT

Velocity of Detonation and Charge Diameter in some
RDX-Driven Heterogenous Explosives:
PBXW-115, PBXN-111, H-6 and Composition B

D.J. Whelan, R. Swinton and G. Bocksteiner

**Weapons Systems Division
Aeronautical and Maritime Research Laboratory**

DSTO-TR-0400

ABSTRACT

Experimental data on the dependence of velocity of detonation on charge diameter, $V(d)$, of unconfined cylindrical charges of the underwater explosives, PBXW-115 (Aust.), PBXN-111 and Composition H-6, and of Composition B, the explosive charge fill offered by Nordic Defence Industries for the Danish Mine Disposal Charge, Damdic, are given. These data are analysed in terms of the previously-reported empirical relationship between the $V(d)$, the detonation velocity at infinite charge diameter (D^*) and the reaction zone length parameter, (a^*).

RELEASE LIMITATION

Approved for public release

DEPARTMENT OF DEFENCE

DEFENCE SCIENCE AND TECHNOLOGY ORGANISATION

19961217 084

Published by

*DSTO Aeronautical and Maritime Research Laboratory
PO Box 4331
Melbourne Victoria 3001*

*Telephone: (03) 9626 8111
Fax: (03) 9626 8999
© Commonwealth of Australia 1996
AR No. AR-009-809
August 1996*

APPROVED FOR PUBLIC RELEASE

Velocity of Detonation and Charge Diameter in some RDX-Driven Heterogenous Explosives: PBXW-115, PBXN-111, H-6 and Composition B

Executive Summary

In 1994, the Directorate in charge of the Mine Hunter Coastal Program opted to acquire the Bofors-Sutec Double Eagle Remotely-operated Mine Demolition Vehicle and to equip it with the small, Danish Mine Disposal Charge warhead rather than the standard, larger NATO warhead. This smaller warhead, dubbed the Damdic warhead, contains approx. 35 kg high explosive (HE) and was offered with a Composition B fill. The NATO warhead, as used in the French - made PAP Remotely-operated Vehicle, contains approx. 100 kg HE, and is usually filled with a torpex-type fill.


For several years, Weapons Systems Division, AMRL has been working with the Directorate of Armament Engineering - Navy, developing a polymer bonded explosive which could be manufactured in Australia by Australian Defence Industries, and evaluating data on underwater explosives, in general. This program has resulted in the formulation and characterisation of PBXW-115 (Aust.), an explosive fill which has been passed by the Australian Ordnance Council in the context of PBXW-115 conforming to the Council's guidelines for Insensitive Munitions and having superior underwater performance. As an extension of this work, PBXW-115 (Aust.) is currently undergoing large scale qualification testing in a Damdic warhead with the intention of introducing it into service.

In this paper, experimental data on the effect of charge diameter on the velocity of detonation of unconfined PBXW-115 (Aust.) and of its US counterpart, PBXN-111 is given, alongside that of the torpex-like fill, Composition H-6, and the Danish offering, Composition B. The data has been analysed in terms of a mathematical relationship, identified by AMRL in 1993/94, and - from that analysis - an estimate of a reaction zone length parameter for each detonating explosive can be deduced as well as an estimate of its failure diameter. These data can be used to design effective warheads with an optimal geometry.

Authors

D.J. Whelan


Weapons Systems Division



Dan Whelan joined AMRL in 1968 and worked in various areas of Organic Chemistry Division before transferring to the forerunner of Explosives Ordnance Division in 1980. His current interests are in explosives performance, underwater explosives, thermal analysis, solid state reaction kinetics and practical data correlations. He is on the Editorial Board of the Journal of Energetic Materials.

R. Swinton


Weapons Systems Division



Robert Swinton graduated Diploma of Applied Chemistry from Footscray Institute of Technology in 1978. He joined Explosives Division MRL in 1967 and has specialized in explosives analysis and testing, sensitivity and hazards assessment and device development. He is currently working on munitions safety.

G. Bocksteiner

Weapons Systems Division



Gunter Bocksteiner graduated from Footscray Institute of Technology in Applied Chemistry and joined AMRL in 1968. He has worked widely within AMRL, initially on the mechanistic chemistry of chemiluminescent materials, then biologically active surface coatings and the effects of the marine environment on defence materiel. In 1980 he commenced work on determination of explosives hazard, and since 1987 has been working on polymer bonded explosives formulations.

Contents

1. INTRODUCTION	1
2. FORMULATIONS	2
3. EXPERIMENTAL RESULTS.....	2
4. DISCUSSION.....	4
5. REFERENCES.....	7

1. Introduction

Whelan and Bocksteiner [1,2] have recently reviewed the status of the various mathematical relationships between the experimentally-observed steady-state velocity of detonation (V of D or $V(d)$) and charge diameter (d) for cylindrically-shaped, unconfined RDX-driven composite explosives. They have suggested that, for many of these formulations, the relationship between V of D and d follows not the familiar linear, Eyring relationship [3],

$$V(d) = D (1 - [a / d]) \quad (\text{Eq. 1}),$$

where D and a are also curve fitting constants, or linear variations of it [4] but rather an elliptical dependence of the form

$$V(d)^2 = (D^*)^2 (1 - [a^* / d]^2) \quad \text{Eq. 2),}$$

where D^* and a^* are curve fitting constants.

This conclusion was reached not only by considering the linear least squares analyses of experimentally-determined data from several formulations [1, 2] but also, in almost every case, by noting that the experimental values of $V(d)$ for large diameter charges were appreciably less than those expected on the basis of Eq. 1.

It was also observed that there appears to be a simple connection between the critical diameter, d_c , and a^* , viz.,

$$d_c = 2.208 a^* \quad (\text{Eq. 3}).$$

Here, a^* could be regarded as a reaction zone length parameter characteristic of the formulation in the same way that Wood and Kirkwood [5] have related the CJ-point of a detonation, ξ^* , to the radius of curvature, S , of the detonation wave front.

Those formulations whose $V(d)$ profiles appeared to follow Eq. 2 all appeared to have a significant component of coarser (perhaps $> 150 \mu\text{m}$) particle sized RDX in their formulation, whereas those which appear to follow Eq. 2 more closely, behaved more like typical monomolecular explosives and contain considerable fine (perhaps $< 50 \mu\text{m}$) RDX [1, 2, 6].

In this paper, the authors present a selection of the actual experimental data upon which this relationship was arrived at, for the underwater explosives, PBXW-115 (Aust.) [1,2], its US counterpart, PBXN-111 [1,2,7], and the High Blast Explosive, Composition H-6 [8], and the widely-used explosive, Composition B [9]. Some of these data were summarised in the earlier report [1] without the supporting experimental data.

2. Formulations

PBXW-115 (Aust.) and PBXN-111 are described in detail elsewhere [1,2]. Both are cast-cured PBXs, made from bimodal RDX (20 %), ammonium perchlorate (AP) (43 %), Al (25 %) in a plasticised HTPB-based polyurethane binder (8 %). The principal differences between the two formulations are in the coarser RDX component of the formulation. *Woolwich (Nitric Acid Process) or Type I RDX* [10] makes up the coarser RDX component in PBXW-115 (Aust.); this type of RDX is HMX-free [2]. On the other hand, *Bachman (Acetic Anhydride Process) or Type II RDX* [11] makes up the coarser RDX component in the bimodal mix used for PBXN-111 and this type of RDX typically contains from 4 to 14 % HMX [2].

The formulation, Composition H-6, upon which the reported experimental data is based [12 a], was made at AMRL to US Military Specification MIL-E-22267A using RDX [Type I, Grade 1] of Australian manufacture. This batch of Composition H-6 analysed within specification [12 b] to TNT 27.7 %, RDX 43.1 %, Al 22.7 %, CaCl_2 0.4 %, Wax 6.1 %.

In the following discussion, the authors will be referring to V (d) data on Composition B, tabulated by Gibbs and Popolato [9]. It is assumed that the formulation of this Composition B was made to US Military Specification MIL-C-401E (13 Mar 1974), from RDX [Type II Class 1] 59.5%, TNT 39.5%, Wax 1%.

RDX (Class 1) produced to US specifications [11] has the following particle size distribution: particle size greater than 300 μm - 10 % (max.), particle size between 300 and 75 μm - at least 65 %, and particle size less than 75 μm - 25 % (max.). On the other hand, RDX (Grade 1) produced to Australian specifications [10] has a slightly different particle size distribution: particle size greater than 300 μm - 25 % (max.), particle size between 300 and 75 μm - not less than 67 %, and particle size less than 75 μm - 12 % (max.).

3. Experimental Results

In Tables 1-4, the V(d) data for unconfined cylindrical charges of PBXW-115 (Aust.) [1,2], PBXN-111 (also known as PBXW-115, from the US Naval Surface Warfare Center) [7], Composition H-6 [8] and Composition B [4,9] are listed, while in Table 5, an analysis of these data is given. The data for Composition B is also produced graphically in Figures 1 and 2. Similar plots can be drawn for the other compositions. From these plots for Composition B it is apparent that, overall, there is less scatter in Figure 2 than in Figure 1 and that at larger diameters, the data fit Eq. 2 more closely than they fit Eq. 1 (Table 5).

Table 1. The Dependence of Velocity of Detonation on Charge Diameter in Unconfined Charges of PBXW-115 (Aust.), density 1.79 Mg m^{-3} [Ref. 2].

Diameter, mm	V(d), m s^{-1}	Diameter, mm	V(d), m s^{-1}
200	5557	110	5306
170	5525	110	5372
140	5476	80	5072
140	5445	80	Fail

Table 2. The Dependence of Velocity of Detonation on Charge Diameter in Unconfined Charges of PBXN-111, formerly known as PBXW-115 from NSW, density 1.79 Mg m^{-3} [Ref. 7].

Diameter, mm	V(d), m s^{-1}	Diameter, mm	V(d), m s^{-1}
69.1	5540	49.6	5421
49.9	5315	41.1	5190
49.7	5331	38.7	5036
49.6	5365	35.5	Fail

Table 3. The Dependence of Velocity of Detonation on Charge Diameter in Unconfined Charges of Composition H-6, density 1.74 Mg m^{-3} [Refs. 2, 8].

Diameter, mm	V(d), m s^{-1}	Diameter, mm	V(d), m s^{-1}
38	7355	13.47	7294
22.75	7348	13.47	7290
22.75	7325	9.4	7238
15.7	7283	9.4	7147
15.7	7330		

Table 4. The Dependence of Velocity of Detonation on Charge Diameter in Unconfined Charges of Composition B, density 1.70 Mg m^{-3} [Ref. 4].

Diameter, mm	V(d), m s^{-1}	Diameter, mm	V(d), m s^{-1}	Diameter, mm	V(d), m s^{-1}
25.5	7868	12.7	7819	7.95	7738
25.5	7889	10.0	7787	7.95	7725
24.8	7869	10.0	7792	7.96	7746
24.8	7864	10.0	7755	6.36	7648
24.8	7847	8.48	7738	6.35	7650
12.7	7816	8.47	7742	5.61	7572

Table 5. Analytical Description of the Relationship between the observed V of D and Charge Diameter for Unconfined Cylindrical Charges of PBXW-115 (Aust.), PBXN-111, Composition H-6 and Composition B.

PBXW-115 (Aust.) : Unconfined Charges, Charge Diameters: 80 mm to 200 mm.

$$\begin{aligned} & \text{Critical diameter: 80 mm (1x Go, 1x No-Go)} \\ & [V, \text{m s}^{-1}] = 5913.37 [1 - (11.048 / [d, \text{mm}])] \\ & \text{LLSQ Coefficient of Determination} = 0.9680 \\ & [V, \text{m s}^{-1}]^2 = (5641.77)^2 [1 - (35.254 / [d, \text{mm}])^2] \\ & \text{LLSQ Coefficient of Determination} = 0.9833 \end{aligned}$$

PBXN-111 : Unconfined Charges, Charge Diameters: 38.7 mm to 69.1 mm

$$\begin{aligned} & \text{Critical diameter: } 37.6 \pm 1.6 \text{ mm} \\ & [V, \text{m s}^{-1}] = 6193.4 [1 - (6.849 / [d, \text{mm}])] \\ & \text{LLSQ Coefficient of Determination} = 0.9076 \\ & [V, \text{m s}^{-1}]^2 = (5760.0)^2 [1 - (18.325 / [d, \text{mm}])^2] \\ & \text{LLSQ Coefficient of Determination} = 0.9364 \end{aligned}$$

Composition H-6: Unconfined Charges, Charge Diameters 9.4 mm to 38 mm.

$$\begin{aligned} & \text{Critical diameter: } < 7 \text{ mm} \\ & [V, \text{m s}^{-1}] = 7431.4 [1 - (0.284 / [d, \text{mm}])] \\ & \text{LLSQ Coefficient of Determination} = 0.7873 \\ & [V, \text{m s}^{-1}]^2 = (7368.3)^2 [1 - (2.023 / [d, \text{mm}])^2] \\ & \text{LLSQ Coefficient of Determination} = 0.8330 \\ & \text{Calculated Critical Diameter} = 4.4 \text{ mm} \quad (\text{based on Reference 1}) \end{aligned}$$

Composition B: Unconfined Cylindrical Charges, Charge Diameters 5.6 to 25.5 mm.

$$\begin{aligned} & \text{Critical diameter: } 4.3 \text{ mm} \\ & [V, \text{m s}^{-1}] = 7955.1 [1 - (0.2394 / [d, \text{mm}])] \\ & \text{LLSQ Coefficient of Determination} = 0.9533 \\ & [V, \text{m s}^{-1}]^2 = (7879.0)^2 [1 - (1.541 / [d, \text{mm}])^2] \\ & \text{LLSQ Coefficient of Determination} = 0.9807. \\ & \text{Calculated Critical Diameter} = 3.4 \text{ mm} \quad (\text{based on Reference 1}) \end{aligned}$$

4. Discussion

Using standard spreadsheet techniques, one can readily see that over a large range of diameters, the experimental data for the RDX-driven component of the overall detonation reactions [1, 2, 13] of PBXW-115 (Aust.), PBXN-111, Composition H-6 and Composition B fit Eq. 2 rather more satisfactorily than Eq. 1. This becomes more apparent if one plots the same relationships using averaged V of D data for a particular value of d.

The significance of the results for PBXW-115 (Aust.) and PBXN-111 has already been discussed [2]. In as far as Composition B and Composition H-6 are concerned, Composition H-6 can be regarded as an aluminised form of Composition B. However, from the results presented in Table 5 and summarised in Table 6, one can see both that the experimentally-determined limiting values of the detonation velocity at infinite charge diameter and the (elliptical) reaction zone length parameter, described by D^* and a^* from Eq. 2, are different for these two compositions, reflecting the modifying role of aluminium in the RDX-driven detonation reaction in Composition H-6 at these charge diameters. The reaction zone length parameter in Composition B is more compact or more condensed [2, 5] than that in Composition H-6, but not greatly so; on the other hand, the value of D^* , the limiting value of the velocity of detonation at infinite charge diameter, for Composition B is much greater than that of Composition H-6. While, overall, there are much more exothermic reactions taking place in Composition H-6 [Table 7, calculated from a program developed by Cichra and Doherty [14] based on thermochemical inputs and the Kamlet-Jacobs methodology], the reactions in Composition B are generating more energy at the detonation front and depositing more energy before the CJ-plane, in the charge sizes under investigation here [13, 15, 16].

Table 6. *The Limiting Value of the Velocity of Detonation and the Reaction Zone Length Parameters in PBXW-115 (Aust.), PBXN-111, Composition H-6 and Composition B, calculated from Eq. 2.*

Formulation	D^* , m s^{-1}	a^* , mm
PBXW-115 (Aust.)	5642	35.3
PBXN-111	5760	18.4
Composition H-6	7368	2.02
Composition B	7879	1.54

Table 7. The Calculated Heats of Detonation for Composition B and Composition H-6, for Possible Reaction Pathways, following Cichra and Doherty [14].

Formulation	Calculated Heat of Detonation (kJ / kg)			
	Reaction Pathway, as defined by Cichra and Doherty [14]			
	MO - CO - CO ₂ - H ₂ O	MO - CO - H ₂ O - CO ₂	MO - H ₂ O - CO - CO ₂	CO - MO - MN
	(where MO = Al ₂ O ₃ and MN = AlN, where applicable)			
Comp. B	3930	3700	4690	not applicable
Comp. H-6	7700	7700	8530	4155
Compare:				
RDX	5600	5050	5050	not applicable
	RDX: ρ 1.80 Mg m ⁻³ , $V(\infty)$ 8700 m s ⁻¹			
PBXW-115	7725	7725	8550	6250
	PBXW-115: ρ 1.80 Mg m ⁻³ , $V(\infty)$ 5642 m s ⁻¹			
TNT	(Ref. 12, 14), ρ 1.64 Mg m ⁻³ , $V(\infty)$ 6900 m s ⁻¹			
	ΔH (exptl.) 4500 kJ / kg			
	Products: principally H ₂ O, CO, CO ₂ , N ₂ , C _(s) [Ref. 15]			
	2650	2650	4100	not applicable

5. References

1. Whelan, D.J. and Bocksteiner, G., 1995.
J. Energetic Materials, 13 15-34.
2. G. Bocksteiner, M. G. Wolfson and D. J. Whelan, 1994.
"The Critical Diameter, Detonation Velocity and Shock Sensitivity of Australian-made PBXW-115 (Aust.)", DSTO/AMRL Report, DSTO-TR-94-0076 (1994).
3. Eyring, H., Powell, R.E., Duffey, G.H., and Parlin, R. B., 1949.
Chem. Reviews, 45 69 - 181.
4. Campbell, A.W. and Engelke, R., 1976.
Proc. Sixth Symp. (Internatl.) on Detonation, San Diego, CA., USA, pp 642-652.
5. Wood, W.W. and Kirkwood, J.G., 1954.
J. Chem. Phys., 22 1915-1919.
6. Kim, K., 1988.
"Particle Size Dependent Reaction Rate in Shocked Explosives", in S.C. Schmidt and N.C. Holmes (Editors), Shock Waves in Condensed Matter: 1987 (Elsevier, New York) pbl.1988, pp 531-534.
7. Forbes, J. W., Lemar, E.R., and Baker, R.N., 1989.
Proc. Ninth Symp. (Internatl.) on Detonation, Portland, ORE., USA, pp. 806-815.
8. Chick, M.C., Bussell, T., and McVay, L., 1987/88.
AMRL (formerly Materials Research Laboratory), Maribyrnong, Victoria, Australia. Unpublished work.
9. Gibbs T.R. and Popolato A., (Editors), 1980.
"LASL Explosive Property Data", University of California Press, Berkeley, CA, USA, pp.11-12, 239.
10. RDX, Australian Defence Standard, DEF (Aust.) No. 5382 (October 1974)
11. RDX, US Military Specification MIL-R-398C (Amendment 5, 1 May 1978).
12. a) McVay, L. and Bussell, T., 1987.
"Some Properties of Australian-produced Explosive Composition H-6",
Materials Research Laboratories Maribyrnong, Victoria, Australia, Technical Report, MRL-TN-525.

- b) T. S. Costain and R. V. Motto, 1973.
"The Sensitivity, Performance and Material Properties of Some High Explosive Formulations", Picatinny Arsenal Technical Report (Dover, NJ, USA), No. 4587 (1973).
13. a) Jones, D.A. and Kennedy, D.L., 1991.
"Application of the CPEX Non-ideal Explosive Model to PBXW-115", Materials Research Laboratory, Maribyrnong, Victoria, Australia, Technical Report, MRL-TR-91-40.
- b) Kennedy, D. L., and Jones, D.A., 1991.
"Modelling Shock Initiation and Detonation in the Non-ideal Explosive PBXW-115 / PBXN-111", presented to the Tenth Symp. (Internatl.) on Detonation, Boston, Mass., USA, 12-16 July 1993, Paper 102 (1993).
14. Cichra, D.A., and Doherty, R.M., "Estimation of Performance of Underwater Explosives", Proc. Ninth Symp. (Internatl.) on Detonation, Portland, ORE, USA, pp 633-639.
15. Volk, F., 1994.
"Analysis of the detonation Products of Insensitive High Explosives", Proc. 25th Internatl. Annual Conf. of ICT, Karlsruhe, Germany, 28 June - 1 July 1994, Paper 4, esp. Tables 1 and 2.
16. Leiper, G.A., 1992.
Phil. Trans. Royal Soc. (London), Series A 339 419-429, esp. pp 423-425, (1992), and references cited therein.

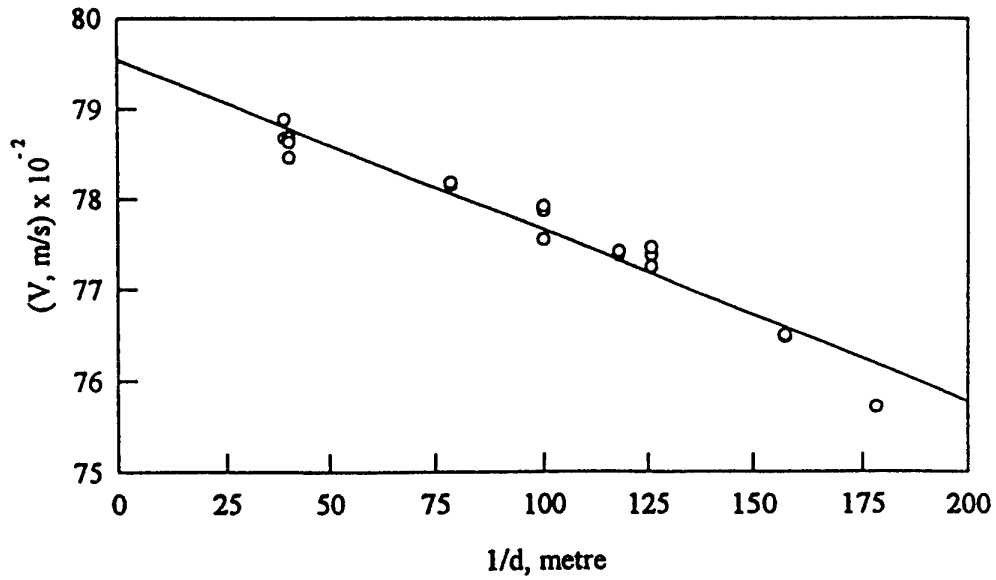


Fig.1 The plot of (V of D) vs (1/d) for unconfined charges (cylindrical) of Composition B.

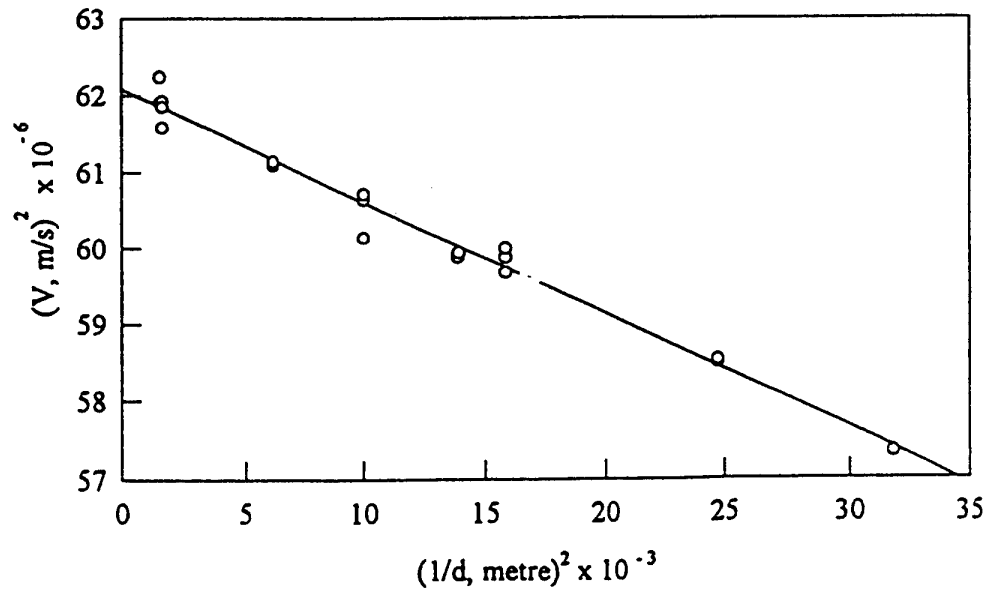


Fig. 2. The plot of (V of D)² vs (1/d)² for unconfined charges (cylindrical) of Composition B.

DISTRIBUTION LIST

Velocity of Detonation and Charge Diameter in some RDX-Driven Heterogenous
Explosives: PBXW-115, PBXN-111, H-6 and Composition B

D.J. Whelan, R. Swinton and G. Bocksteiner

AUSTRALIA

DEFENCE ORGANISATION

Defence Science and Technology Organisation

Chief Defence Scientist	} shared copy
FAS Science Policy	
AS Science Industry and External Relations	
AS Science Corporate Management	
Counsellor Defence Science, London (Doc Data Sheet only)	
Counsellor Defence Science, Washington (Doc Data Sheet only)	
Scientific Adviser to Thailand MRD (Doc Data Sheet only)	
Scientific Adviser to the DRC (Kuala Lumpur) (Doc Data Sheet only)	
Senior Defence Scientific Adviser/Scientific Adviser Policy and Command (shared copy)	
Navy Scientific Adviser	
Scientific Adviser - Army (Doc Data Sheet only)	
Air Force Scientific Adviser	
Director Trials	

Aeronautical and Maritime Research Laboratory

Director
Chief, Weapons Systems Division
Dr B.W. Thorpe
Dr D.J. Whelan
Mr G. Bocksteiner
Dr D.A. Jones
Mr R. Swinton
Mr D. Ritzel
Dr N. Nandagopal

Electronics and Surveillance Research Laboratory

Director

DSTO Library

Library Fishermens Bend
Library Maribyrrong
Main Library DSTOS (2 copies)
Library, MOD, Pymont (Doc Data Sheet)

Forces Executive

Director General Force Development (Sea)
Director General Force Development (Land) (Doc Data Sheet)
Director General Force Development (Air) (Doc Data Sheet)

Navy

SO (Science), Director of Naval Warfare, Maritime Headquarters Annex, Garden
Island, NSW 2000. (Doc Data Sheet)
ASSTASS, APW2-1-OA2, Anzac Park West, Canberra
DARMENGE-N

S&I Program

Defence Central Intelligence Organisation
Library, Defence Signals Directorate (Doc Data Sheet)

B&M Program (libraries)

OIC TRS, Defence Central Library
Officer in Charge, Document Exchange Centre (DEC), 1 copy
*US Defence Technical Information Centre, 2 copies
*UK Defence Research Information Centre, 2 copies
*Canada Defence Scientific Information Service, 1 copy
*NZ Defence Information Centre, 1 copy
National Library of Australia, 1 copy

ADDITIONAL DISTRIBUTION

Director of Armament Engineering (Navy), Campbell Park Office, Canberra ACT 2600
Capt Howard Smith, RAN
Hasib Khan

Australian Ordnance Council, Campbell Park Office, Canberra ACT 2600
Gp Capt Bill Mayne

High Explosive Research and Development Facility, 2306 Perimeter Rd, STE 9, Eglin Air Force
Base, Florida 32542-50910, USA
Mr John Corley
Mr Gary Parsons
Library

Nato Insensitive Munitions Information Centre, NATO Headquarters, 1110 Brussels, Belgium
Mr Jason de W. Fitzgerald Smith
Library

Naval Surface Warfare Center (Dahlgren and Indian Head Divisions), White Oak Laboratories,
10901 New Hampshire Ave, Silver Springs, MD 20903-5000, USA
Dr Jerry Forbes
Mr Erwin Anderson
Dr Ruth Doherty
Library

Naval Air Weapons Centre, China Lake, California 93555, USA
Dr R. Hollins
Library

Naval Sea System Command, 2531 Jefferson Davis Highway, Arlington, Virginia 22242-5160, USA
Dr Richard E. Bowen (Code 9WM)
Director, Insensitive Munitions Office
Library

Defence Research Agency, Fort Halstead, Sevenoaks, Kent, England
Dr M.W. Colcough
Dr John Wright
Dr Adam Cuming
Library

Ordnance Board, UK Ministry of Defence, Empress State Building, Lillie Road, London SW6 1TR,
England
Chief Inspectorate of Naval Ordnance (CINO), c/- Ordnance Board, UK
Ministry of Defence, Empress State Building, Lillie Road, London SW6 1TR, England
Mr John Griffin
Dr Ian Wallace

Defence Research Establishment, Valcartier, PQ, Canada
Mr P. Twadawa
Dr E. Ahmad
Library

Manager, Armament Engineering Support (Navy)
Cmdr Colin Bartlett, Private Mail Bag 12, Pyrmont NSW 2009, Australia

UNIVERSITIES AND COLLEGES

Australian Defence Force Academy
Library
Head of Aerospace and Mechanical Engineering
Deakin University, Serials Section (M list), Deakin University Library, Geelong, 3217,
Senior Librarian, Hargrave Library, Monash University

OTHER ORGANISATIONS

NASA (Canberra)
AGPS

ABSTRACTING AND INFORMATION ORGANISATIONS

INSPEC: Acquisitions Section Institution of Electrical Engineers
Library, Chemical Abstracts Reference Service
Engineering Societies Library, US
American Society for Metals
Documents Librarian, The Center for Research Libraries, US

INFORMATION EXCHANGE AGREEMENT PARTNERS

Acquisitions Unit, Science Reference and Information Service, UK
Library - Exchange Desk, National Institute of Standards and Technology, US

SPARES (15 copies)

DEFENCE SCIENCE AND TECHNOLOGY ORGANISATION DOCUMENT CONTROL DATA				1. PRIVACY MARKING/CAVEAT (OF DOCUMENT)			
2. TITLE Velocity of Detonation and Charge Diameter in some RDX-Driven Heterogenous Explosives: PBXW-115, PBXN-111, H-6 and Composition B			3. SECURITY CLASSIFICATION (FOR UNCLASSIFIED REPORTS THAT ARE LIMITED RELEASE USE (L) NEXT TO DOCUMENT CLASSIFICATION) Document (U) Title (U) Abstract (U)				
4. AUTHOR(S) D.J. Whelan, R. Swinton and G. Bocksteiner			5. CORPORATE AUTHOR Aeronautical and Maritime Research Laboratory PO Box 4331 Melbourne Vic 3001				
6a. DSTO NUMBER DSTO-TR-0400		6b. AR NUMBER AR-009-809		6c. TYPE OF REPORT Technical Report		7. DOCUMENT DATE August 1996	
8. FILE NUMBER 510/207/0466	9. TASK NUMBER NAV 95/319	10. TASK SPONSOR DARMENG-N	11. NO. OF PAGES 10		12. NO. OF REFERENCES 16		
13. DOWNGRADING/DELIMITING INSTRUCTIONS None			14. RELEASE AUTHORITY Chief, Weapons Systems Division				
15. SECONDARY RELEASE STATEMENT OF THIS DOCUMENT <i>Approved for public release</i>							
OVERSEAS ENQUIRIES OUTSIDE STATED LIMITATIONS SHOULD BE REFERRED THROUGH DOCUMENT EXCHANGE CENTRE, DIS NETWORK OFFICE, DEPT OF DEFENCE, CAMPBELL PARK OFFICES, CANBERRA ACT 2600							
16. DELIBERATE ANNOUNCEMENT No limitations							
17. CASUAL ANNOUNCEMENT Yes							
18. DEFTTEST DESCRIPTORS Insensitive Munitions; Explosives; PBX; Polymer Bonded Explosives; PBXW-115; PBXN-111; High Explosives; Composition B; Composition H-6; Velocity of Detonation; Reaction Zone							
19. ABSTRACT Experimental data on the dependence of velocity of detonation on charge diameter, $V(d)$, of unconfined cylindrical charges of the underwater explosives, PBXW-115 (Aust.), PBXN-111 and Composition H-6, and of Composition B, the explosive charge fill offered by Nordic Defence Industries for the Danish Mine Disposal Charge, Damdic, are given. These data are analysed in terms of the previously-reported empirical relationship between the $V(d)$, the detonation velocity at infinite charge diameter (D^*) and the reaction zone length parameter, (a^*).							