

PL-TR-96-2030

**A COMPLETE MODEL FOR SEISMIC SOURCE
BEHAVIOR OF PEACEFUL NUCLEAR EXPLOSIONS**

Lawrence Burdick


**University of California, San Diego
Institute of Geophysics and Planetary Physics
La Jolla, CA 92093-0225**

20 November 1995

**Final Report
21 April 1993 - 31 March 1994**

DTIC QUALITY INSPECTED 4

APPROVED FOR PUBLIC RELEASE; DISTRIBUTION UNLIMITED




**PHILLIPS LABORATORY
Directorate of Geophysics
AIR FORCE MATERIEL COMMAND
HANSCOM AFB, MA 01731-3010**

19970207 009

"This technical report has been reviewed and is approved for publication."



JAMES F. LEWKOWICZ
Contract Manager



JAMES F. LEWKOWICZ
Director
Earth Sciences Division

This report has been reviewed by the ESD Public Affairs Office (PA) and is releasable to the National Technical Information Service (NTIS).

Qualified requestors may obtain additional copies from the Defense Technical Information Center. All others should apply to the National Technical Information Service.

If your address has changed, or if you wish to be removed from the mailing list, or if the addressee is no longer employed by your organization, please notify PL/IM, 29 Randolph Road, Hanscom AFB, MA 01731-3010. This will assist us in maintaining a current mailing list.

Do not return copies of this report unless contractual obligations or notices on a specific document requires that it be returned.

REPORT DOCUMENTATION PAGE			Form Approved OMB No. 0704-0188
Public reporting burden for this collection of information is estimated to average 1 hour per response, including the time for reviewing instructions, searching existing data sources, gathering and maintaining the data needed, and completing and reviewing the collection of information. Send comments regarding this burden estimate or any other aspect of this collection of information, including suggestions for reducing this burden, to Washington Headquarters Services, Directorate for Information Operations and Reports, 1215 Jefferson Davis Highway, Suite 1204, Arlington, VA 22202-4302, and to the Office of Management and Budget, Paperwork Reduction Project (0704-0188), Washington, DC 20503.			
1. AGENCY USE ONLY (Leave blank)	2. REPORT DATE 11/20/95	3. REPORT TYPE AND DATES COVERED Final 4/21/93 - 3/31/94	
4. TITLE AND SUBTITLE A COMPLETE MODEL FOR SEISMIC SOURCE BEHAVIOR OF PEACEFUL NUCLEAR EXPLOSIONS		5. FUNDING NUMBERS F19628-93-K-0010 PE 61102F PR 2309 TA G2 WUBN	
6. AUTHOR(S) Lawrence Burdick			
7. PERFORMING ORGANIZATION NAME(S) AND ADDRESS(ES) University of California, San Diego Institute of Geophysics and Planetary Physics La Jolla, CA 92092-0225		8. PERFORMING ORGANIZATION REPORT NUMBER	
9. SPONSORING/MONITORING AGENCY NAME(S) AND ADDRESS(ES) Phillips Laboratory 29 Randolph Road Hanscom AFB, MA 01731-3010 Contract Manager: James Lewkowicz/GPE		10. SPONSORING/MONITORING AGENCY REPORT NUMBER PL-TR-96-2030	
11. SUPPLEMENTARY NOTES			
12a. DISTRIBUTION AVAILABILITY STATEMENT APPROVED FOR PUBLIC RELEASE; DISTRIBUTION UNLIMITED		12b. DISTRIBUTION CODE	
13. ABSTRACT (Maximum 200 words) The four most widely accepted forms used to represent the source time history of a nuclear explosion have been unified into a single simple time domain expression. A unique feature of this expression is that the Mueller-Murphy representation is given in terms of two characteristic frequency parameters (k's) and two independent source shaping parameters (B's). The Haskell, Helmberger-Hadley and von Seggern-Blandford representations have always been specified by one of each. There are a total of ten free parameters in the generalized fitting function which are too many for fitting any one type of seismic observation. Yet, they may be useful for unifying different types of data. In particular the Mueller-Murphy parameters are useful for modelling cavity scaling observations and the Helmberger-Hadley are best for studies of near field seismograms. However, there is a clear need to relate the investigations of both types of information. No unique mathematical relationship between the ten free parameters exists, but the differences between the pulses they predict can be measured in a least squares sense. To accomplish this, we have assumed that the Mueller-Murphy source is in fact correct and have found those source functions of the other three representations which approximate it most closely. An important result is that each of the four realizations of the unified source representation can be related to the others in a meaningful way, and the differences are negligible in a least squares sense. Future work needs to be directed at unifying the scaling laws of each representation which is where the real physics lies.			
14. SUBJECT TERMS Seismic sources, Mueller-Murphy, Haskell, Helmberger-Hadley, von Seggern-Blandford, Nuclear explosions		15. NUMBER OF PAGES 30	
		16. PRICE CODE	
17. SECURITY CLASSIFICATION OF REPORT UNCLASSIFIED	18. SECURITY CLASSIFICATION OF THIS PAGE UNCLASSIFIED	19. SECURITY CLASSIFICATION OF ABSTRACT UNCLASSIFIED	20. LIMITATION OF ABSTRACT SAR

Table of Contents

Unified Source Representations for Nuclear Explosions	1
Yield Scaling Relations	7
Measured Correlations Between the Source Representations	11
Discussion	15
Conclusions	17
References	19

Unified Source Representations for Nuclear Explosions

A wide variety of investigations in seismology call for a nuclear source representations specified by a time history for an isotropic point force acting in an elastic medium. Because of the diverse nature of these studies, a number of alternate representations have emerged. Unfortunately, more candidate formulations, along with their associated free parameters, have been proposed than required to fit the observable quantities. The purpose of this report is to attempt to present a unified view of the most commonly used representations, to tabulate their mathematical representations in a uniform way and to interrelate their free parameters. This last step serves to reduce the number of unknowns to those which can be meaningfully constrained by the observable quantities.

The four source representations we attempt to unify are those proposed in chronological order by Haskell (1967), Mueller and Murphy (1971), von Seggern and Blandford (1972) and Helmberger and Hadley (1981). Haskell (1967) attempted to cast his formulation in a mode compatible with his well-known representation for a double couple. The time-reduced displacement potential is given by

$$\Psi(t) = \Psi_{\infty} f(t - \tau) \quad (1)$$

The function f is arbitrarily chosen in this instance to be a damped fourth order polynomial (See Table 1). He argued that the high order of the polynomial was required to keep the predicted acceleration function continuous; a restriction abandoned in later models. The far field displacement history is then just the time derivative of the potential. For the purposes of differentiating between the four basic source representations, it is desirable to consider three key factors; the number of free parameters, whether any additional physical model is required and the data which the source function was tailored to fit. In the Haskell (1967) source, there are three free parameters. The first is a corner frequency which we designate as k_4 , the second a source shape parameter, B_4 , and the third is a source strength parameter,

Ψ_{∞} . It is comparable to earthquake moment and is assumed to be related to the final cavity volume. The choice of three free parameters is comparable to the widely adopted triangle function used to represent earthquake sources (Burdick and Mellman, 1976). It has a corner frequency (inverse to total duration), a shaping parameter (the ratio of rise to fall time) and a strength parameter (earthquake moment). In contrast, the Brune (1970) earthquake source has only the two free parameters corner frequency and moment. No additional physical model is involved for the Haskell (1967) representation other than it being the time history of an isotropic source. The data it used to fit were a relatively few direct observations of the very close-in observations of small events reported on by Werth and Herbst (1963). It achieved its purpose of fitting these observations though von Seggern and Blandford (1972) concluded that significant improvement could be made through the use of their representation.

The Mueller and Murphy (1971) source model is unique among the four in that it is based on a more complex physical model than the others. It requires the specification of a pressure time history at the surface of a sphere with elastic radius, r_{el} . Nonlinear source processes are assumed to occur inside the radius and medium behavior is assumed to be elastic outside of it. Mueller and Murphy (1971) chose the arbitrary form for the pressure function of

$$p(t) = p_{0c}[1 + (p_{0s}/p_{0c})e^{-k_0 t}] \quad (2)$$

where $p_{0c} + p_{0s}$ is the initial and p_{0c} is the residual pressure at large t . The parameter k_0 is the first of two corner frequencies introduced in the model. Note that at this point there are already three free parameters in the model; the total number in the previous case. The simple introduction of the more complex physical model may seem innocuous, but it leads inevitably to the requirement of several additional free parameters. The first is a new corner frequency given by v_p/r_{el} . This inherently involves one of three source medium parameters, and in general, v_s and density, ρ , are required also. The source medium is generally assumed to be a Poisson solid which eliminates one medium parameter, but the Mueller and Murphy (1971) source does require four source and two medium parameters. As given in Table 1,

the source requires two corner frequency (k), two source shape (B) and one source strength (Ψ_∞) parameters. The explicit relationships between them along with event yield (Y) and burial depth (h) dependence are given in Table 2. A significant feature of the representation is that the simple introduction of the more detailed physical model introduces an additional time history into the problem. The response of the medium to a step in pressure is not a delta function but a damped sinusoid.

It is important to emphasize that the slight drawbacks involved in adding additional free parameters in the Mueller and Murphy (1971) representation is more than offset by the advantages gained in being able to unify a wide variety of observations. These most significantly include a variety of non-dynamic medium and cavity properties which can be measured before and after the shot along with the usual teleseismic and regional spectral ratios. After being expanded upon by Murphy (1977), the source representation has been successfully tested and used in more separate investigations than any of the others. A small sample of these would include Murphy et al. (1989), Bache (1982), Burger et al. (1987) and Saikia and Burdick (1991).

The von Seggern and Blandford (1972) source was introduced in a study which had much in common with this one. It represents an attempt to unify the two previously discussed source representations. The order of the polynomial in the basic Haskell (1967) formulation was reduced to two. The predicted far field velocity pulse is discontinuous and the acceleration pulse singular, just as it is for the Mueller-Murphy. There are three free parameters as listed in Table 1. The additional physical considerations in the Mueller-Murphy representation are embodied in the scaling laws as discussed in the following section. Since the basic form of the von Seggern-Blandford source was chosen to mimic the Mueller-Murphy, it is not surprising that it has been utilized just as successfully. A partial list of the investigations in which it played an important role includes Der et al. (1985) and Burdick and Helmberger (1979).

The final representation to be included in the discussion is that of Helmberger and Hadley

TABLE 1: SOURCE REPRESENTATION FUNCTIONS

GENERAL FORMULATION

$$\Psi(t)/\Psi_{\infty} = 1 + P(B_n, k_l, t)e^{-kt} - B_0e^{-k_0t}$$

Haskell, von Seggern-Blandford, Helmberger-Hadley

$$P = \sum_{n=1}^4 B_n kt^n$$

Mueller-Murphy

$$P = -B_5 \sin(k_1 t) - B_6 \cos(k_1 t)$$

Source Function	B_0	B_1	B_2	B_3	B_4	B_5	k	k_0
Haskell	0	1	.5	1/6	B_4	0	k_4	0
von Seggern-Blandford	0	1	B_2	0	0	0	k_2	0
Helmberger-Hadley	0	1	.5	B_3	0	0	k_3	0
Mueller-Murphy	B_0	0	0	0	0	B_5	k_3	k_5

TABLE 2: THE MUELLER-MURPHY PHYSICAL MODEL

Basic Physical Parameters:

Elastic Radius - r_{el}

Cavity Radius - r_c

Model Corner Frequency - $\omega_0 = r_{el}/v_p$

Pressure Corner Frequency - k_0

Medium parameters; P velocity, S velocity and density - $v_p, v_s, \text{ and } \rho$

Pressure Function - $P(t) = P_0 e^{-k_0 t} + P_{0c}$

with P_0 and P_{0c} being functions of r_{el}, r_c , the medium parameters and source depth.

Combining Equation (1) from Haskell (1967) and Equation (1) from Murphy (1977) transferred into the time domain and integrating produces the convolution operation:

$$\Psi(t) = (r_{el}/4\rho b)P(t) * e^{-k_5 t} \sin(bt)$$

with the definitions:

$$k_5 = 2\omega v_s^2/v_p^2$$

$$b = k_5(v_p^2/v_s^2 - 1)^{1/2}$$

$$c = (k_5 - k_0)$$

Carrying out the convolution gives:

$$\Psi(t)/\Psi_\infty = 1 - B_0 e^{-k_0 t} - B_5 e^{-k_5 t} \sin(bt) - B_6 e^{-k_5 t} \cos(bt)$$

with

$$\Psi_\infty = r_{el}^3 P_{0c}/4\rho v_s^2$$

$$B_0 = -P_0(k_5^2 + b^2)/[P_{0c}(c^2 + b^2)]$$

$$B_5 = -(k_5 + cB_0)/b$$

$$B_6 = 1 - B_0$$

(1981). Its form was chosen to be intermediate between that of Haskell and von Seggern and Blandford. The damped polynomial was chosen to be of third order, so that teleseismic velocity is continuous and acceleration discontinuous (Table 1). There are three free parameters as in the two related cases. There is no additional physical model involved, but there are a unique and significant variety of data that it was designed to accommodate. These are near field (< 25 km) observations of ground velocity from broadband velocity meters. The prediction for the Mueller-Murphy or von Seggern-Blandford source would be that the observations would be discontinuous in an elastic half space, and of course, they are not. For this very valid reason, the Helmberger-Hadley source was introduced. The actual near field studies in which it was applied were Helmberger and Hadley (1981) and Barker et al. (1991) for NTS and Burdick et al. (1984) for Amchitka. Since then, it has been used in many other investigations including lay (1985), Burger et al. (1987) and Lay et al. (1984).

To summarize, each of the four representations makes use of a subset of the seven possible damped terms in the general formulation. The Haskell includes four of the polynomial terms, but only k_4 and B_4 are treated as unknowns. It is notable for being chronologically first, but it has not been used to model as extensive a data base as the later versions. The Mueller-Murphy source involves three damping terms with B_0 , B_5 , B_6 , k_0 and k_5 being variable. It requires that the medium constants be specified, but through its more involved physical model it can unify the widest variety of observations. It has probably been successfully used in the widest number of cases. The von Seggern-Blandford uses two damping terms with k_2 and B_2 being variable. It has been used to explain source variations in a wide variety of teleseismic and regional signals. The Helmberger-Hadley source employs three damping terms with k_3 and B_3 variable. It has proved most useful in modeling near field observations for which it predicts a continuous velocity pulse. Of the seven possible corner frequency and seven source shaping parameters, five of each are used in the four possible source representations. If each representation were used to fit an observation which was not exactly any of them, ten independent values would be determined. As we show in

the following, practical considerations can be used to effectively reduce this number very substantially.

Yield Scaling Relations

In the above, we have treated the four source representations as ansatz fitting functions with the corner frequencies and shaping parameters being the free variables. In practice, a seismologist is generally confronted with observations from an event for which a number of standard parameters are known. In an ideal situation, these include event location, magnitude (m_b), burial depth and emplacement medium parameters. The information has been historically used in both an inverse and forward modelling sense. That is, the free parameters (B 's and k 's) discussed in the previous section have been used in an inverse sense to measure their yield dependence and in a forward sense to estimate explosion source functions for other types of studies. In fact, in most cases today, a known or suspected nuclear explosion has only associated with it an m_b and a location. Other source parameters are then predicted from this information and used to predict a source time history. These are then finally used in earth structure (Saikia and Burdick, 1991) or event yield and discrimination studies (Murphy, 1989).

The inverse type of studies have been directed toward establishing the dependence of the fitting parameters on yield, depth and emplacement medium and expressing them in terms of what are termed yield scaling laws. In practice, the scaling laws, as given for each source type in Table 3 should be thought of as an integral part of the source representations given in Table 1. Perhaps they are the more important part since they embody the actual measured results. As above, the work of Haskell (1967) was seminal and mapped the course for the later studies. Using simple arguments based on dimensionality, he inferred that Ψ_∞ should be proportional to yield, k_4 should scale as its cube root and B_4 should be yield independent. In Table 3 we list his laws for alluvium and granite, but these laws are only

loosely comparable to the others given for Pahute Mesa and Amchitka. He also gave laws for alluvium and salt. His form for the laws has become known as cube root scaling.

Mueller and Murphy (1971) concluded that simple cube root scaling did not satisfy their observations. They introduced depth into the scaling laws which they were able to do because they considered a more detailed physical model. We give the laws in terms of the most fundamental free parameters following Murphy (1977). We also give a convenient depth scaling rule which is appropriate for Pahute Mesa. The explicit depth dependencies appear in the expressions for elastic radius, cavity radius and peak shock pressure. They have the effect of the system corner frequencies having a yield dependence which is measurably different from the simple inverse cube root of yield. The parameters given in Table 3 are related to B_5 and B_6 in Table 2.

As it was initially introduced, the von Seggern-Blandford representation was presented as an equivalent to the Mueller-Murphy source and scaled to fit teleseismic observations from Amchitka. An important equivalence was inferred between k_0 and k_2 , and between B_2 and $2p = (2p_{0s}/p_{0c})$ in an attempt to unify the two formulations. We will suggest some very different relationships in the following.

No scaling law relationships were proposed in the initial Helmberger and Hadley (1981) study. They simply measured near field source strength in terms of their representation, and determined $t^*(t_\alpha^* = 1.3s)$ for the Pahute Mesa test site. The important scaling law behaviors were developed in the investigations of Burdick et al.(1984) and Lay et al. (1984) for Amchitka and Barker (1991) for Pahute Mesa. The form for the yield dependence of Ψ_∞ and k_3 were chosen to be the same as in the Mueller-Murphy representation. B_3 was chosen to be constant by Burdick et al. (1984), as in the Haskell representation because its yield dependence is predicted to be weak by the Mueller-Murphy laws and was not resolvable from any of the data available. Lay et al. (1984) determined a B_3 dependence opposite in sense to the yield dependence in the Mueller-Murphy laws. In Table 3, we present the former because of the internal consistency with the other laws. We do not intend to imply that there are

TABLE 3: SCALING LAWS

Haskell Source
Tuff - Rainier Mesa

$$\begin{aligned}\Psi_{\infty} &= 1024Y \text{ meters}^3 \\ k_4 &= 40.2/y^{1/3} \text{ hz} \\ B_4 &= \text{const} = 0.05\end{aligned}$$

Granite - HARDHAT

$$\begin{aligned}\Psi_{\infty} &= 500Y \text{ meters}^3 \quad k_4 = 54.0/y^{1/3} \text{ hz} \\ B_4 &= \text{const} = 0.24\end{aligned}$$

Mueller-Murphy Source
Pahute Mesa - Wet Tuff Murphy (1977)

$$\begin{aligned}r_{el} &= 1490Y^{1/3}/h^{0.42} \text{ meters} \\ r_c &= 31.4Y^{0.29}/h^{0.11} \text{ meters} \\ k_5 &= v_p/r_{el} \text{ hz} \\ k_0 &= 1.5k_5 \text{ hz} \\ P_{0c} &= 0.8\mu(r_c/r_{el})^2 \\ P_{0s} &= 1.5\rho gh - P_{0c} \\ v_p &= 3.5 \text{ km/s} \quad v_s - v_p/\sqrt{3} \quad \rho = 2.0 \text{ gm/cm}^3 \\ h &= 122Y^{1/3}\end{aligned}$$

Amchitka

$$\begin{aligned}r_{el} &= 1490Y^{1/3}/h^{0.42} \text{ meters} \\ r_c &= 24.7Y^{0.29}/h^{0.11} \text{ meters} \\ k_5 &= v_p/r_{el} \text{ hz} \\ k_0 &= 1.5k_5 \text{ hz} \\ P_{0c} &= 0.8\mu(r_c/r_{el})^2 \\ P_{0s} &= 1.5\rho gh - P_{0c} \\ v_p &= 3.5 \text{ km/s} \quad v_s - v_p/\sqrt{3} \quad \rho = 2.0 \text{ gm/cm}^3\end{aligned}$$

Von Seggern - Blandford Source

Pahute Mesa (wet tuff) (see Der et al., 1985 for cube root scaling)

$$\begin{aligned}\Psi_{\infty} &= 6200Y^{0.87}/h^{1/3} \\ k_2 &= \gamma v_p / r_{el} \\ B_2 &= (P_{0s} - P_{0c})(2P_{0c}) \quad \text{see Mueller-Murphy above}\end{aligned}$$

Amchitka

$$\begin{aligned}\Psi_{\infty} &= 4000Y^{0.87}/h^{1/3} \\ k_2 &= \gamma v_p / r_{el} \\ B_2 &= (P_{0s} - P_{0c})(2P_{0c})\end{aligned}$$

Helmberger - Hadley Source

Pahute Mesa (Barker et al., 1991)

$$\begin{aligned}\Psi_{\infty} &= 1600Y/h^{0.27} \text{ meters}^3 \\ k_3 &= 3.75h^{1/2.4}/Y^{1/3} \text{ hz} \\ B_3 &= \text{const} = 1.0\end{aligned}$$

Amchitka (Burdick et al., 1984) (see Lay et al. (1984) for alternate B_3 scaling).

$$\begin{aligned}\Psi_{\infty} &= 950Y/h^{0.27} \text{ meters}^3 \\ k_3 &= 4.7h^{1/2.4}/Y^{1/3} \text{ hz} \\ B_3 &= \text{const} = 1.0\end{aligned}$$

any reasons to disregard the observations of Lay et al. (1984).

We thus have four source representations unified by a single expression (Table 1) with four sets of scaling laws. These laws have 10 independent parameters which we can reduce through the techniques discussed in the following. The necessary input parameters for predicting a source time function from Tables 1 and 3 are just event yield and depth. To estimate a source time function starting with only an m_b value, we recommend the use of an m_b yield curve such as

$$m_b = 3.695 + 0.8019 \log(Y) \quad (3)$$

which is appropriate for Pahute Mesa (Burger et al., 1987). We recommend the ISC values for m_b since these were used in many of the initial studies. Depth can be estimated from a scaling law such as the one given for Pahute Mesa in Table 3. The source time history is then specified by the formalism of choice.

Measured Correlations Between the Source Representations

The goal of this section will be to reduce the number of free parameters in the general source representation through some simple practical considerations. In doing so, we acknowledge the special position of the Mueller-Murphy and the Helmberger-Hadley representations. The former is important because of its more complex physical model and inclusion of empirical observations of cavity size scaling. The latter model is general enough to allow modeling of near field velocity records. Both are being used in a variety of contemporary investigations such as intercorrelation and network-averaged spectra studies.

The approach pursued is to assume that the Mueller-Murphy representation is in fact exact and to measure in a quantitative sense how well the other source functions could mimic it. We determine simple ratios between the Mueller-Murphy parameters and those of the other source representations. This accomplishes our goal of drastically reducing the number of free parameters in the general representation, and focuses the direction of future work on

where it properly belongs; that is, which are appropriate yield scaling relations. Mueller-Murphy sources were accordingly generated for a suite of yield values between 10 and 1000 kt and best-fitting time histories determined using a simple parameter search approach. The true source is assumed to be a Mueller-Murphy in saturated tuff rhyolite. The results are summarized in Figures 1 and 2. The initial k and B values for Mueller-Murphy are shown in light line and the measured values for the other three representations are shown in dark.

The basic tool we utilize for measuring the variations between pulses is a simple least squares measurement of the difference between the far field displacement signals of the various source types. More precisely, we measure the maximum of the correlation function between predicted pulses which is the same as the minimum of the standard least squares difference between spectra in the frequency domain. The optimization of the correlation and frequency domain least squares norms were the techniques used in the validation studies of the Helmberger-Hadley source and the Mueller-Murphy source by Lay (1985) and Murphy et al. (1989) respectively. We choose the far field displacement pulse because it is predicted to be continuous by each of the four source representations. We again emphasize the special relevance of the Mueller-Murphy and the Helmberger-Hadley sources. The former has two basic corner frequencies which are independent and cannot be linked. The first of these is related to the arbitrary choice of a pressure time history at the elastic radius and the second to the value of the elastic radius itself. The Helmberger-Hadley source is continuous to velocity and was recently used in a number of near field velocity record studies. It is also intermediate in character between the other two source representation functions.

Figure 1 compares the measured k values for the three polynomial-based source representations to the analytic k_0 and k_5 values of the Mueller-Murphy source. As we noted earlier, von Seggern and Blandford (1972) postulated that their k (that is k_2) should be the same as the Mueller-Murphy k_5 . They discussed the possibility that the Mueller-Murphy k could be some fraction of theirs, but concluded that the ratio was essentially one. As shown in the figure, though the shape of the two curves is essentially the same, for the Pahute Mesa

k - SCALING

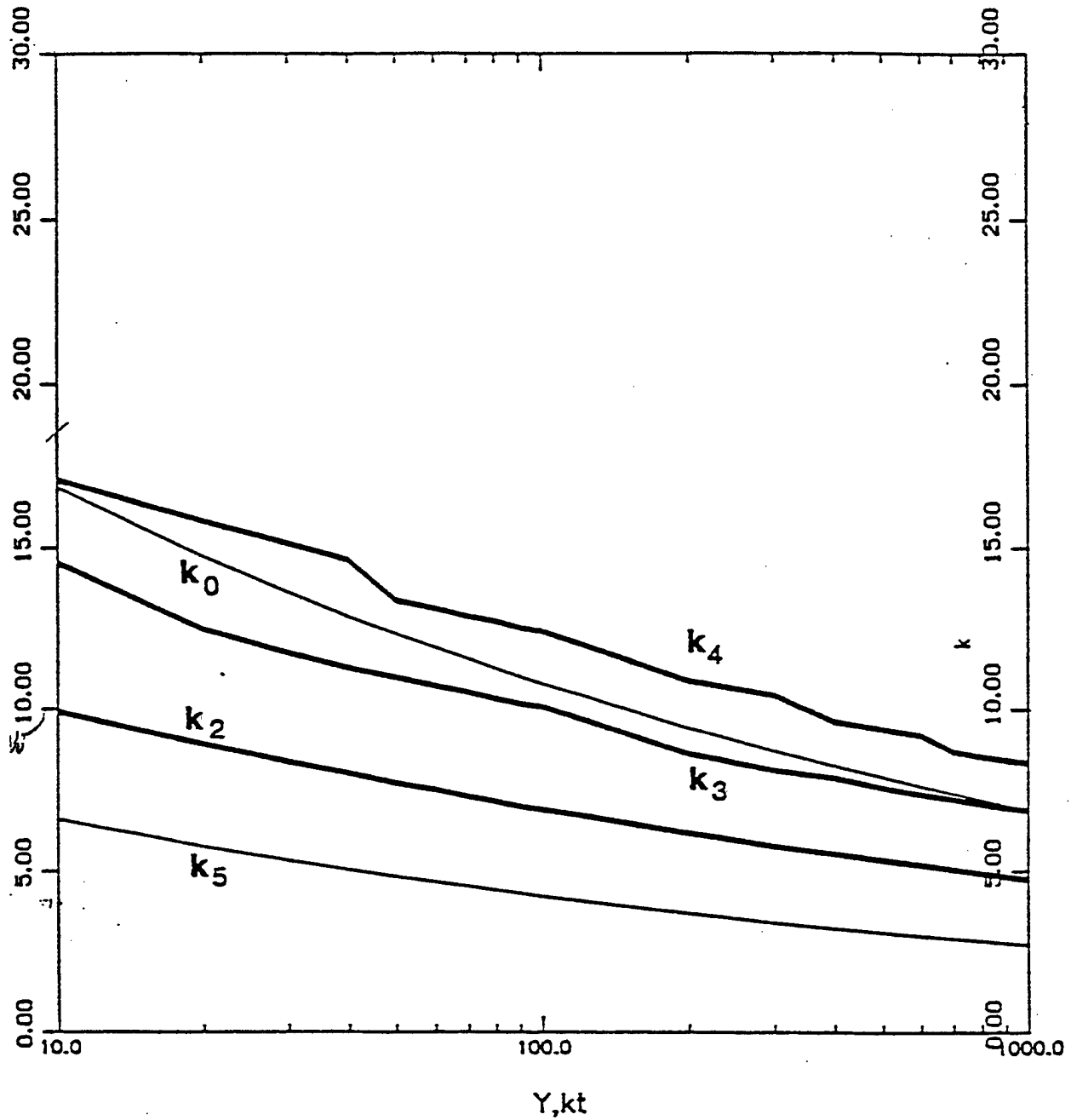


Figure 1: The k values measured for the von Seggern-Blandford (k_2), Helmberger-Hadley (k_3), and Haskell (k_4), sources shown with dark lines, are compared to the two k 's for Mueller-Murphy shown in light.

B - SCALING

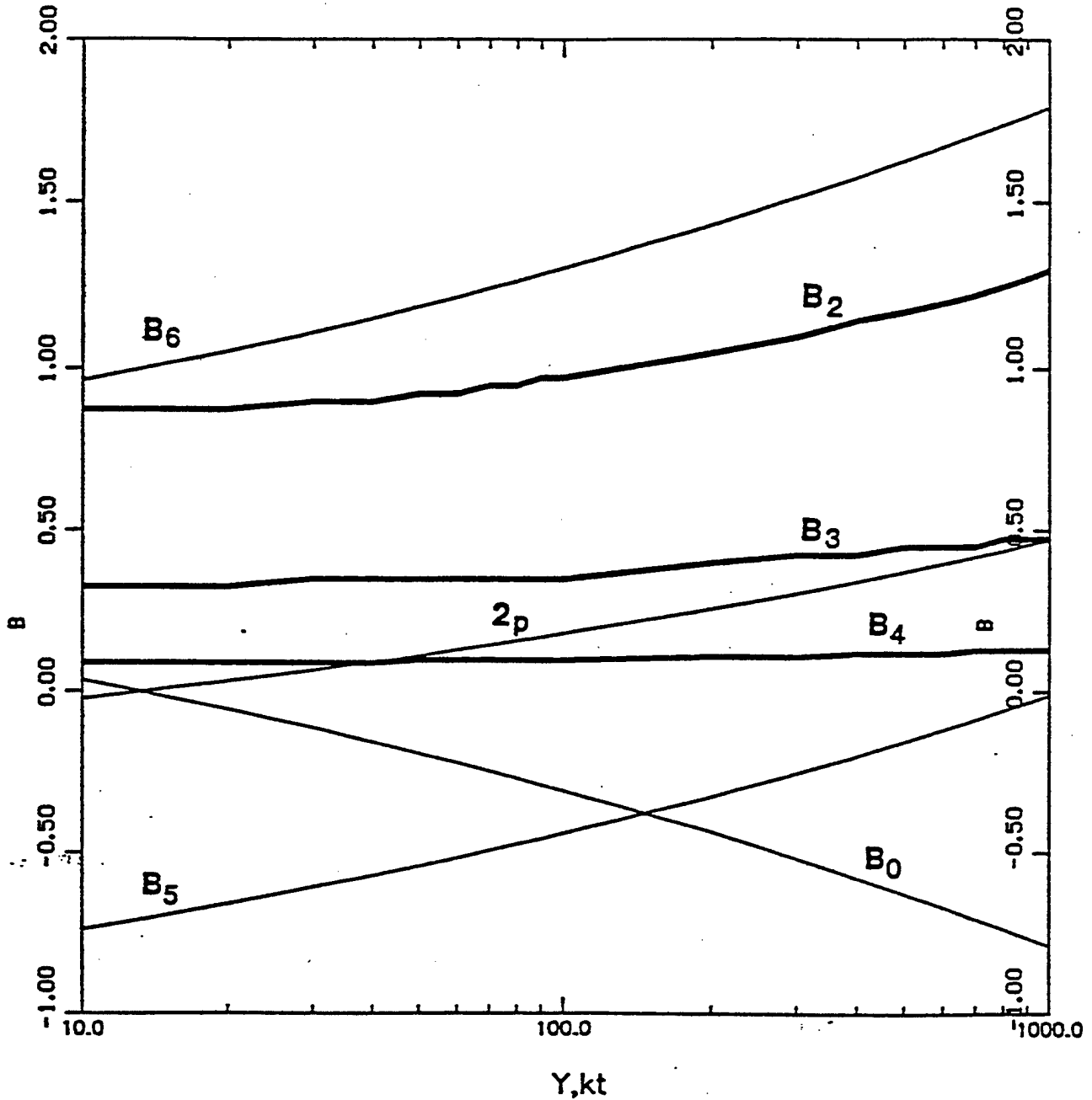


Figure 2: The B values measured for the von Seggern-Blandford (B_2), Helmberger-Hadley (B_3), and Haskell (B_4), sources shown with dark lines, are compared to the two B 's for Mueller-Murphy shown in light. It has been claimed in the literature that the von Seggern-Blandford B would be approximately $2p$.

tuff, the ratio is about 1.66. The correlation coefficient never falls below 0.9921 which is far higher than the correlation norms found in the intercorrelation studies. As might have been expected, it falls somewhere between the two Mueller-Murphy characteristic frequencies. The ratio of the Helmberger-Hadley k to k_5 is about 0.298 with correlation coefficients all higher than 0.9969. The Haskell k ratio is 2.92 with coefficients greater than 0.9959.

The patterns of B scaling are much more complex and interesting than those of the characteristic frequencies. We begin in Figure 2 with the three source-shaping parameters of the Mueller-Murphy source. These are B_0 which modifies the exponential term, B_5 which modifies the cosine term and B_6 which modifies the sine term. Though B_6 is generally the largest, and even though it is just $(1 - B_0)$, we select it as our basis parameter as we selected k_5 in the previous section. The term $2p$, which von Seggern and Blandford suggest is the same as B_2 is also shown in light line. Clearly, there is a major offset between the two curves. In fact, we find that B_2 is X times larger than $2p$ if we neglect the negative values of the latter. An important point regarding B_3 and B_4 is that they are essentially independent of yield, just as they were proposed to be by Haskell and Helmberger-Hadley. Nonetheless, we can estimate their average ratio with respect to B_6 . The results are summarized in Table 4. The minimum correlation coefficients are the same as discussed in the previous section since the optimal k and B values were searched for in tandem.

Discussion

The fundamental point of the preceding is that the unified form of the four source representations is much too general, and that it needs to be simplified. In particular, there is no reason to select one of the four representations over the other. The only two real restrictions are the capacity of the Helmberger-Hadley source to predict continuous near field records and of the Mueller-Murphy to incorporate cavity scaling and other in-situ information. For the purposes of inverting large amounts of teleseismic short period waveform data into a

TABLE 4: UNIFIED SOURCE PARAMETERS

Mueller-Murphy Formulation: k_0 , k_5 and B_6 Independent

$$B_0 = 1 - B_6$$

Equivalent Parameters for von Seggern-Blandford

$$k_2 = 1.66k_5$$
$$B_2 = 0.797B_6$$

Equivalent Parameters for Helmberger-Hadley

$$k_3 = 2.36k_5$$
$$B_3 = 0.298B_6$$

Equivalent Parameters for Haskell

$$k_4 = 2.92k_5$$
$$B_4 = 0.0823B_6$$

yield estimation scheme, the four representations are interchangeable. The tangible physical differences are embodied in the scaling laws listed in Table 3. Recall that Haskell (1967) used only dimensionality arguments and limited observations from a few different emplacement media. His cube root scaling laws did not account for depth. It certainly seems intuitively obvious that identical explosions under very different levels of confining pressure should have different source time histories. The fundamental considerations regarding the effects depth on yield scaling were postulated by Mueller and Murphy (1975). The von Seggern and Blandford (1972) exercise simply preceded this one in attempting to unify the previous two. The Helmberger-Hadley scaling laws as developed by Burdick et al. (1984) and Barker et al. (1991) were also designed to follow Mueller-Murphy. Table 3 shows that k_3 and k_5 have a virtually identical depth dependence.

There is still room for additional work in this area, but it should be focused on refining the scaling laws from both an observational and theoretical standpoint. It is well known that the Mueller-Murphy and Helmberger-Hadley laws predict significantly different teleseismic amplitudes. This results in different estimates of t^* (Burger et al., 1987). There is certainly a great need to further pursue the Ψ_∞ paradox brought to light by Lay et al. (1984). Also, the recent tests by the French and the continuing experiments by China provide an important new data base.

Conclusions

In Table 1 we show five k 's or characteristic frequencies and five shaping parameters or B 's required in the unified source model. In Table 4 we show that these can for all practical purposes be reduced to just one of each. The correlation norms between the Mueller-Murphy source and the three alternates are so high that they do not justify the choice of any one over the other. There are very valid physical constraints on the shape of the nuclear source time function, but these originate from the particular experiments designed to measure them and

are embodied in the scaling laws, not the form of the fitting functions. The two most direct observations come from the in-situ experiments of Mueller-Murphy and the near field records which constrain Helmberger-Hadley. The investigations of large teleseismic data bases, such as intercorrelation or network-averaged spectra, measure changes in source time histories but no absolutes and depend on assumptions regarding the frequency dependence of Q .

References

- Bache, T.C., Estimating the yield of underground nuclear explosions, *Bull. Seismol. Soc. Am.*, *72*, 131-168, 1982.
- Barker, Jeffery, Stephen H. Hartzell, L.J. Burdick and D.V. Helmberger, Analysis of local seismic waveforms from underground nuclear explosions: Forward modeling for effective source functions at Pahute Mesa, *J. Geophys. Res.*, *96*, No. B6, 10,129-10,143, 1991.
- Brune, J. N., Tectonic stress and the spectra of seismic shear waves from earthquakes, *J. Geophys. Res.*, *75*, 4997-5009, 1970.
- Burdick, L.J. and D.V. Helmberger, Time functions appropriate for nuclear explosions, *Bull. Seismol. Soc. Am.*, *69*, 957-973, 1979.
- Burdick, L.J. and G. R. Mellman, Inversion of the body waves from the Borrego Mountain earthquake to the source mechanism, *Bull. Seismol. Soc. Am.*, *66*, 1485-1499, 1976.
- Burdick, L.J., T.C. Wallace and T. Lay, Modeling near field and teleseismic observations from the Amchitka test site, *J. Geophys. Res.*, *89*, 4373-4388, 1984.
- Burger, R.W., L.J. Burdick, and T. Lay, Estimating the relative yields of Novaya Zemlya tests by waveform intercorrelation, *Geophys. J. R. Astro. Soc.*, *87*, 775-800, 1986.
- Burger, R.W., T. Lay, and L.J. Burdick, Average Q and yield estimates from the Pahute Mesa test site, *Bull. Seismol. Soc. Am.*, *77*, 1274-1294, 1987.
- Der, Z.A., T. McElfresh, R. Wagner and J. Burnetti, Spectral characteristics of P waves from nuclear explosions and yield estimation, *Bull. Seismol. Soc. Am.*, *73*, 379-390, 1985.
- Haskell, N.C., Analytic approximation for the elastic radiation from a contained underground explosion, *J. Geophys. Res.*, *72*, 2583-2587, 1967.
- Helmberger, D.V. and D.M. Hadley, Seismic source functions and attenuation from local and teleseismic observations of the NTS events JORUM and HANDLEY, *Bull. Seismol. Soc. Am.*, *71*, 52-67, 1981.
- Lay, T., Estimating explosion yield by analytical waveform comparison, *Geophys. J. R. Astr.*

- Soc.*, 82, 1-30, 1985.
- Lay, T., L.J. Burdick and D.V. Helmberger, Estimating the yield of the Amchitka tests by waveform intercorrelation, *Geophys. J. R. Astr. Soc.*, 78, 181-208, 1984.
- Lay, T., D.V. Helmberger, and D.G. Harkrider, Source models and yield scaling relations for underground nuclear explosions at Amchitka Island, *Bull. Seismol. Soc. Am.*, 74, 843-863, 1984.
- Mueller, R.A. and J.R. Murphy, Seismic characteristics of underground nuclear detonation, *Bull. Seismol. Soc. Am.*, 61, 1675-1692, 1971.
- Murphy, J.R., Network-averaged teleseismic P-wave spectra for underground explosions. Part II. Source characteristics of Pahute Mesa explosions, *Bull. Seismol. Soc. Am.*, 79, 156-171, 1989.
- Murphy, J.R., B.W. Barker, and A. O'Donnell, Network-averaged teleseismic P-wave spectra for underground explosions. Part I. Definitions and examples, *Bull. Seismol. Soc. Am.*, 79, 141-155, 1989.
- Saikia, C.K. and L.J. Burdick, Fine structure of P_{nl} waves from explosions, *J. Geophys. Res.*, 96, 12,383-12,301, 1991.
- Stevens, J.L. and S.M. Day, The physical basis of m_b , MS and variable frequency magnitude methods, *J. Geophys. Res.*, 90, 3009-3020, 1985.
- von Seggern, D.H. and R.B. Blandford, Source time functions and spectra from underground nuclear explosions, *Geophys. J. R. Astr. Soc.*, 31, 83-97, 1972.
- Werth, G.C. and R.F. Herbst, Comparison of amplitudes of seismic waves from nuclear explosions in four media, *Geophys. J. R. Astr. Soc.*, 68, 1463-1475, 1963.

THOMAS AHRENS
SEISMOLOGICAL LABORATORY 252-21
CALIFORNIA INSTITUTE OF TECHNOLOGY
PASADENA, CA 91125

RALPH ALEWINE
NTPO
1901 N. MOORE STREET, SUITE 609
ARLINGTON, VA 22209

SHELTON ALEXANDER
PENNSYLVANIA STATE UNIVERSITY
DEPARTMENT OF GEOSCIENCES
537 DEIKE BUILDING
UNIVERSITY PARK, PA 16801

MUAWIA BARAZANGI
INSTITUTE FOR THE STUDY OF THE CONTINENTS
3126 SNEE HALL
CORNELL UNIVERSITY
ITHACA, NY 14853

RICHARD BARDZELL
ACIS
DCI/ACIS
WASHINGTON, DC 20505

T.G. BARKER
MAXWELL TECHNOLOGIES
P.O. BOX 23558
SAN DIEGO, CA 92123

DOUGLAS BAUMGARDT
ENSCO INC.
5400 PORT ROYAL ROAD
SPRINGFIELD, VA 22151

THERON J. BENNETT
MAXWELL TECHNOLOGIES
11800 SUNRISE VALLEY DRIVE SUITE 1212
RESTON, VA 22091

WILLIAM BENSON
NAS/COS
ROOM HA372
2001 WISCONSIN AVE. NW
WASHINGTON, DC 20007

JONATHAN BERGER
UNIVERSITY OF CA, SAN DIEGO
SCRIPPS INSTITUTION OF OCEANOGRAPHY IGPP, 0225
9500 GILMAN DRIVE
LA JOLLA, CA 92093-0225

ROBERT BLANDFORD
AFTAC
1300 N. 17TH STREET
SUITE 1450
ARLINGTON, VA 22209-2308

STEVEN BRATT
NTPO
1901 N. MOORE STREET, SUITE 609
ARLINGTON, VA 22209

RHETT BUTLER
IRIS
1616 N. FORT MEYER DRIVE
SUITE 1050
ARLINGTON, VA 22209

LESLIE A. CASEY
DOE
1000 INDEPENDENCE AVE. SW
NN-40
WASHINGTON, DC 20585-0420

CATHERINE DE GROOT-HEDLIN
SCRIPPS INSTITUTION OF OCEANOGRAPHY
UNIVERSITY OF CALIFORNIA, SAN DIEGO
INSTITUTE OF GEOPHYSICS AND PLANETARY PHYSICS
LA JOLLA, CA 92093

STANLEY DICKINSON
AFOSR
110 DUNCAN AVENUE, SUITE B115
BOLLING AFB
WASHINGTON, D.C. 20332-001

SEAN DORAN
ACIS
DCI/ACIS
WASHINGTON, DC 20505

DIANE I. DOSER
DEPARTMENT OF GEOLOGICAL SCIENCES
THE UNIVERSITY OF TEXAS AT EL PASO
EL PASO, TX 79968

RICHARD J. FANTEL
BUREAU OF MINES
DEPT OF INTERIOR, BLDG 20
DENVER FEDERAL CENTER
DENVER, CO 80225

JOHN FILSON
ACIS/TMG/NTT
ROOM 6T11 NHB
WASHINGTON, DC 20505

MARK D. FISK
MISSION RESEARCH CORPORATION
735 STATE STREET
P.O. DRAWER 719
SANTA BARBARA, CA 93102-0719

LORI GRANT
MULTIMAX, INC.
311C FOREST AVE. SUITE 3
PACIFIC GROVE, CA 93950

I. N. GUPTA
MULTIMAX, INC.
1441 MCCORMICK DRIVE
LARGO, MD 20774

JAMES HAYES
NSF
4201 WILSON BLVD., ROOM 785
ARLINGTON, VA 22230

MICHAEL HEDLIN
UNIVERSITY OF CALIFORNIA, SAN DIEGO
SCRIPPS INSTITUTION OF OCEANOGRAPHY IGPP, 0225
9500 GILMAN DRIVE
LA JOLLA, CA 92093-0225

EUGENE HERRIN
SOUTHERN METHODIST UNIVERSITY
DEPARTMENT OF GEOLOGICAL SCIENCES
DALLAS, TX 75275-0395

VINDELL HSU
HQ/AFTAC/TTR
1030 S. HIGHWAY A1A
PATRICK AFB, FL 32925-3002

RONG-SONG JIH
PHILLIPS LABORATORY
EARTH SCIENCES DIVISION
29 RANDOLPH ROAD
HANSCOM AFB, MA 01731-3010

LAWRENCE LIVERMORE NATIONAL LABORATORY
ATTN: TECHNICAL STAFF (PLS ROUTE)
PO BOX 808, MS L-200
LIVERMORE, CA 94551

LAWRENCE LIVERMORE NATIONAL LABORATORY
ATTN: TECHNICAL STAFF (PLS ROUTE)
PO BOX 808, MS L-221
LIVERMORE, CA 94551

ROBERT GEIL
DOE
PALAIS DES NATIONS, RM D615
GENEVA 10, SWITZERLAND

HENRY GRAY
SMU STATISTICS DEPARTMENT
P.O. BOX 750302
DALLAS, TX 75275-0302

DAVID HARKRIDER
PHILLIPS LABORATORY
EARTH SCIENCES DIVISION
29 RANDOLPH ROAD
HANSCOM AFB, MA 01731-3010

THOMAS HEARN
NEW MEXICO STATE UNIVERSITY
DEPARTMENT OF PHYSICS
LAS CRUCES, NM 88003

DONALD HELMBERGER
CALIFORNIA INSTITUTE OF TECHNOLOGY
DIVISION OF GEOLOGICAL & PLANETARY SCIENCES
SEISMOLOGICAL LABORATORY
PASADENA, CA 91125

ROBERT HERRMANN
ST. LOUIS UNIVERSITY
DEPARTMENT OF EARTH & ATMOSPHERIC SCIENCES
3507 LACLEDE AVENUE
ST. LOUIS, MO 63103

ANTHONY IANNACCHIONE
BUREAU OF MINES
COCHRANE MILL ROAD
PO BOX 18070
PITTSBURGH, PA 15236-9986

THOMAS JORDAN
MASSACHUSETTS INSTITUTE OF TECHNOLOGY
EARTH, ATMOSPHERIC & PLANETARY SCIENCES
77 MASSACHUSETTS AVENUE, 54-918
CAMBRIDGE, MA 02139

LAWRENCE LIVERMORE NATIONAL LABORATORY
ATTN: TECHNICAL STAFF (PLS ROUTE)
PO BOX 808, MS L-207
LIVERMORE, CA 94551

LAWRENCE LIVERMORE NATIONAL LABORATORY
ATTN: TECHNICAL STAFF (PLS ROUTE)
LLNL
PO BOX 808, MS L-175
LIVERMORE, CA 94551

LAWRENCE LIVERMORE NATIONAL LABORATORY
ATTN: TECHNICAL STAFF (PLS ROUTE)
PO BOX 808, MS L-208
LIVERMORE, CA 94551

LAWRENCE LIVERMORE NATIONAL LABORATORY
ATTN: TECHNICAL STAFF (PLS ROUTE)
PO BOX 808, MS L-202
LIVERMORE, CA 94551

LAWRENCE LIVERMORE NATIONAL LABORATORY
ATTN: TECHNICAL STAFF (PLS ROUTE)
PO BOX 808, MS L-195
LIVERMORE, CA 94551

LAWRENCE LIVERMORE NATIONAL LABORATORY
ATTN: TECHNICAL STAFF (PLS ROUTE)
PO BOX 808, MS L-205
LIVERMORE, CA 94551

THORNE LAY
UNIVERSITY OF CALIFORNIA, SANTA CRUZ
EARTH SCIENCES DEPARTMENT
EARTH & MARINE SCIENCE BUILDING
SANTA CRUZ, CA 95064

ANATOLI L. LEVSHIN
DEPARTMENT OF PHYSICS
UNIVERSITY OF COLORADO
CAMPUS BOX 390
BOULDER, CO 80309-0309

DONALD A. LINGER
DNA
6801 TELEGRAPH ROAD
ALEXANDRIA, VA 22310

LOS ALAMOS NATIONAL LABORATORY
ATTN: TECHNICAL STAFF (PLS ROUTE)
PO BOX 1663, MS F659
LOS ALAMOS, NM 87545

LOS ALAMOS NATIONAL LABORATORY
ATTN: TECHNICAL STAFF (PLS ROUTE)
PO BOX 1663, MS F665
LOS ALAMOS, NM 87545

LOS ALAMOS NATIONAL LABORATORY
ATTN: TECHNICAL STAFF (PLS ROUTE)
PO BOX 1663, MS D460
LOS ALAMOS, NM 87545

LOS ALAMOS NATIONAL LABORATORY
ATTN: TECHNICAL STAFF (PLS ROUTE)
PO BOX 1663, MS C335
LOS ALAMOS, NM 87545

GARY MCCARTOR
SOUTHERN METHODIST UNIVERSITY
DEPARTMENT OF PHYSICS
DALLAS, TX 75275-0395

KEITH MCLAUGHLIN
MAXWELL TECHNOLOGIES
P.O. BOX 23558
SAN DIEGO, CA 92123

BRIAN MITCHELL
DEPARTMENT OF EARTH & ATMOSPHERIC SCIENCES
ST. LOUIS UNIVERSITY
3507 LACLEDE AVENUE
ST. LOUIS, MO 63103

RICHARD MORROW
USACDA/VI
320 21ST STREET, N.W.
WASHINGTON, DC 20451

JOHN MURPHY
MAXWELL TECHNOLOGIES
11800 SUNRISE VALLEY DRIVE SUITE 1212
RESTON, VA 22091

JAMES NI
NEW MEXICO STATE UNIVERSITY
DEPARTMENT OF PHYSICS
LAS CRUCES, NM 88003

JOHN ORCUTT
INSTITUTE OF GEOPHYSICS AND PLANETARY PHYSICS
UNIVERSITY OF CALIFORNIA, SAN DIEGO
LA JOLLA, CA 92093

PACIFIC NORTHWEST NATIONAL LABORATORY
ATTN: TECHNICAL STAFF (PLS ROUTE)
PO BOX 999, MS K6-48
RICHLAND, WA 99352

PACIFIC NORTHWEST NATIONAL LABORATORY
ATTN: TECHNICAL STAFF (PLS ROUTE)
PO BOX 999, MS K7-34
RICHLAND, WA 99352

PACIFIC NORTHWEST NATIONAL LABORATORY
ATTN: TECHNICAL STAFF (PLS ROUTE)
PO BOX 999, MS K6-40
RICHLAND, WA 99352

PACIFIC NORTHWEST NATIONAL LABORATORY
ATTN: TECHNICAL STAFF (PLS ROUTE)
PO BOX 999, MS K7-22
RICHLAND, WA 99352

PACIFIC NORTHWEST NATIONAL LABORATORY
ATTN: TECHNICAL STAFF (PLS ROUTE)
PO BOX 999, MS K5-72
RICHLAND, WA 99352

PACIFIC NORTHWEST NATIONAL LABORATORY
ATTN: TECHNICAL STAFF (PLS ROUTE)
PO BOX 999, MS K6-84
RICHLAND, WA 99352

PACIFIC NORTHWEST NATIONAL LABORATORY
ATTN: TECHNICAL STAFF (PLS ROUTE)
PO BOX 999, MS K5-12
RICHLAND, WA 99352

FRANK PILOTTE
HQ/AFTAC/TT
1030 S. HIGHWAY A1A
PATRICK AFB, FL 32925-3002

KEITH PRIESTLEY
DEPARTMENT OF EARTH SCIENCES
UNIVERSITY OF CAMBRIDGE
MADINGLEY RISE, MADINGLEY ROAD
CAMBRIDGE, CB3 0EZ UK

JAY PULLI
RADIX SYSTEMS, INC.
6 TAFT COURT
ROCKVILLE, MD 20850

PAUL RICHARDS
COLUMBIA UNIVERSITY
LAMONT-DOHERTY EARTH OBSERVATORY
PALISADES, NY 10964

DAVID RUSSELL
HQ AFTAC/TTR
1030 SOUTH HIGHWAY A1A
PATRICK AFB, FL 32925-3002

CHANDAN SAIKIA
WOODWARD-CLYDE FEDERAL SERVICES
566 EL DORADO ST., SUITE 100
PASADENA, CA 91101-2560

SANDIA NATIONAL LABORATORY
ATTN: TECHNICAL STAFF (PLS ROUTE)
DEPT. 5704
MS 0979, PO BOX 5800
ALBUQUERQUE, NM 87185-0979

SANDIA NATIONAL LABORATORY
ATTN: TECHNICAL STAFF (PLS ROUTE)
DEPT. 6116
MS 0750, PO BOX 5800
ALBUQUERQUE, NM 87185-0750

SANDIA NATIONAL LABORATORY
ATTN: TECHNICAL STAFF (PLS ROUTE)
DEPT. 5791
MS 0567, PO BOX 5800
ALBUQUERQUE, NM 87185-0567

SANDIA NATIONAL LABORATORY
ATTN: TECHNICAL STAFF (PLS ROUTE)
DEPT. 9311
MS 1159, PO BOX 5800
ALBUQUERQUE, NM 87185-1159

SANDIA NATIONAL LABORATORY
ATTN: TECHNICAL STAFF (PLS ROUTE)
DEPT. 5704
MS 0655, PO BOX 5800
ALBUQUERQUE, NM 87185-0655

SANDIA NATIONAL LABORATORY
ATTN: TECHNICAL STAFF (PLS ROUTE)
DEPT. 5736
MS 0655, PO BOX 5800
ALBUQUERQUE, NM 87185-0655

SANDIA NATIONAL LABORATORY
ATTN: TECHNICAL STAFF (PLS ROUTE)
DEPT. 6116
MS 0750, PO BOX 5800
ALBUQUERQUE, NM 87185-0750

THOMAS SERENO JR.
SCIENCE APPLICATIONS INTERNATIONAL
CORPORATION
10260 CAMPUS POINT DRIVE
SAN DIEGO, CA 92121

AVI SHAPIRA
SEISMOLOGY DIVISION
THE INSTITUTE FOR PETROLEUM RESEARCH AND
GEOPHYSICS
P.O.B. 2286, NOLON 58122 ISRAEL

ROBERT SHUMWAY
410 MRAK HALL
DIVISION OF STATISTICS
UNIVERSITY OF CALIFORNIA
DAVIS, CA 95616-8671

DAVID SIMPSON
IRIS
1616 N. FORT MEYER DRIVE
SUITE 1050
ARLINGTON, VA 22209

BRIAN SULLIVAN
BOSTON COLLEGE
INSITUTE FOR SPACE RESEARCH
140 COMMONWEALTH AVENUE
CHESTNUT HILL, MA 02167

NAFI TOKSOZ
EARTH RESOURCES LABORATORY, M.I.T.
42 CARLTON STREET, E34-440
CAMBRIDGE, MA 02142

GREG VAN DER VINK
IRIS
1616 N. FORT MEYER DRIVE
SUITE 1050
ARLINGTON, VA 22209

TERRY WALLACE
UNIVERSITY OF ARIZONA
DEPARTMENT OF GEOSCIENCES
BUILDING #77
TUCSON, AZ 85721

JAMES WHITCOMB
NSF
NSF/ISC OPERATIONS/EAR-785
4201 WILSON BLVD., ROOM785
ARLINGTON, VA 22230

JIANG XIE
COLUMBIA UNIVERSITY
LAMONT DOHERTY EARTH OBSERVATORY
ROUTE 9W
PALISADES, NY 10964

OFFICE OF THE SECRETARY OF DEFENSE
DDR&E
WASHINGTON, DC 20330

TACTEC
BATTELLE MEMORIAL INSTITUTE
505 KING AVENUE
COLUMBUS, OH 43201 (FINAL REPORT)

MATTHEW SIBOL
ENSCO, INC.
445 PINEDA COURT
MELBOURNE, FL 32940

JEFFRY STEVENS
MAXWELL TECHNOLOGIES
P.O. BOX 23558
SAN DIEGO, CA 92123

DAVID THOMAS
ISEE
29100 AURORA ROAD
CLEVELAND, OH 44139

LAWRENCE TURNBULL
ACIS
DCI/ACIS
WASHINGTON, DC 20505

FRANK VERNON
UNIVERSITY OF CALIFORNIA, SAN DIEGO
SCRIPPS INSTITUTION OF OCEANOGRAPHY IGPP, 0225
9500 GILMAN DRIVE
LA JOLLA, CA 92093-0225

DANIEL WEILL
NSF
EAR-785
4201 WILSON BLVD., ROOM 785
ARLINGTON, VA 22230

RU SHAN WU
UNIVERSITY OF CALIFORNIA SANTA CRUZ
EARTH SCIENCES DEPT.
1156 HIGH STREET
SANTA CRUZ, CA 95064

JAMES E. ZOLLWEG
BOISE STATE UNIVERSITY
GEOSCIENCES DEPT.
1910 UNIVERSITY DRIVE
BOISE, ID 83725

DEFENSE TECHNICAL INFORMATION CENTER
8725 JOHN J. KINGMAN ROAD
FT BELVOIR, VA 22060-6218 (2 COPIES)

PHILLIPS LABORATORY
ATTN: XPG
29 RANDOLPH ROAD
HANSCOM AFB, MA 01731-3010

PHILLIPS LABORATORY
ATTN: GPE
29 RANDOLPH ROAD
HANSCOM AFB, MA 01731-3010

PHILLIPS LABORATORY
ATTN: TSML
5 WRIGHT STREET
HANSCOM AFB, MA 01731-3004

PHILLIPS LABORATORY
ATTN: PL/SUL
3550 ABERDEEN AVE SE
KIRTLAND, NM 87117-5776 (2 COPIES)