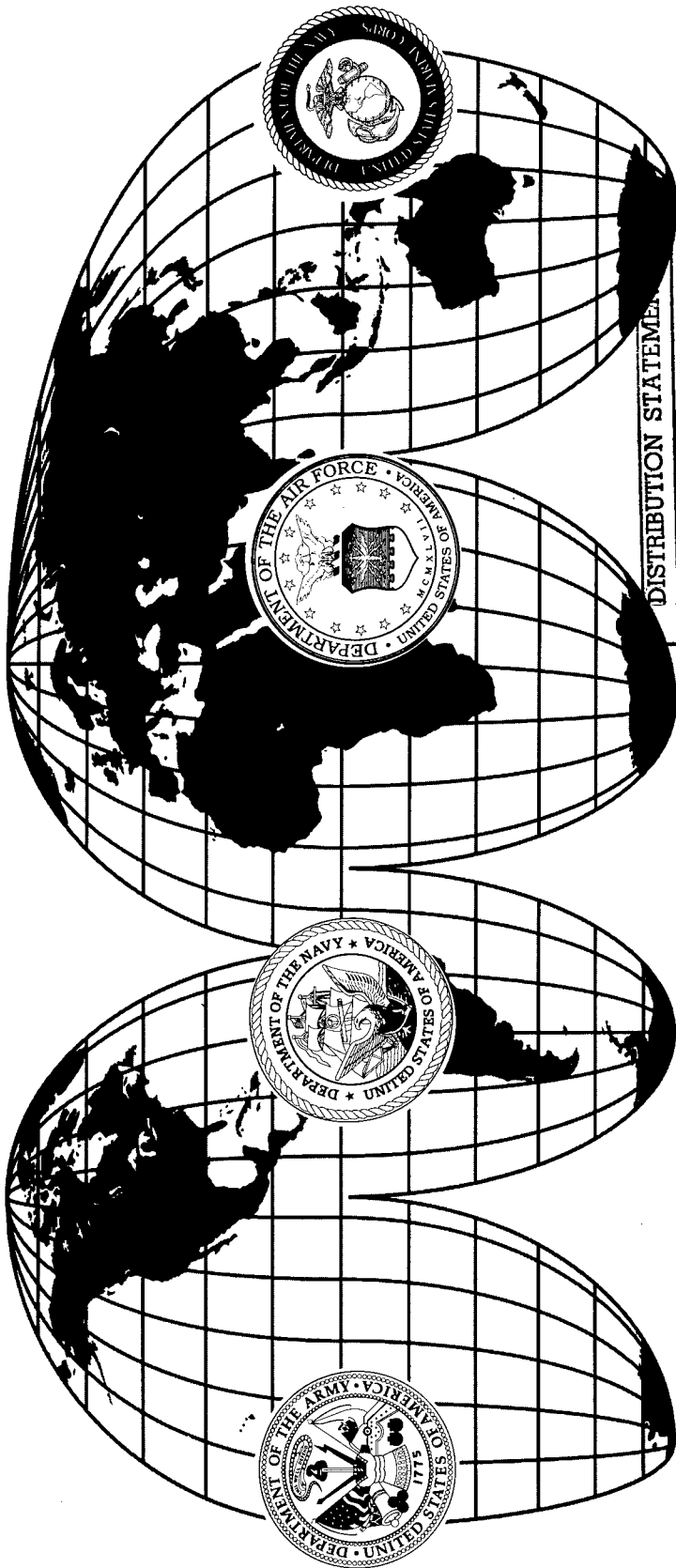


Department of Defense

# WORLDWIDE U.S. ACTIVE DUTY MILITARY PERSONNEL CASUALTIES

October 1979 through September 1996



DISTRIBUTION STATEMENT

Approved for public release;  
Distribution Unlimited

DTIC QUALITY INSPECTED 3

19970305 016

DIRECTORATE FOR INFORMATION  
OPERATIONS AND REPORTS (DIOR)



Department of Defense

# WORLDWIDE U.S. ACTIVE DUTY MILITARY PERSONNEL CASUALTIES

October 1979 through September 1996

(Please See Note on Following Page)

*Prepared by  
Department of Defense  
Washington Headquarters Services  
Directorate for Information  
Operations and Reports*

For sale by the Superintendent of Documents  
U.S. Government Printing Office  
Washington, DC 20402-9371  
Telephone: (202) 512-1800

DTIC/NTIS identification number for this publication is DIOR/M07 - 96/04.

**DTIC QUALITY INSPECTED 3**

**----- NOTE -----**

This publication is designed to be used as a planning document and is not a record of day-to-day casualty counts. Since there is a lead time for casualty information to be reported by field activities to the Military Service casualty offices and then to the Office of the Secretary of Defense, the data cannot be used for publication or release as current data. It is imperative that the detailed information and the resulting casualty statistics be treated with the utmost sensitivity.

Since all casualty data, including any changes or modifications, are as reported to the Office of the Secretary of Defense by the respective Military Service casualty offices, inquiries regarding individual casualties or other proposed changes to the data in this publication should be directed to the appropriate Military Service casualty offices:

**Department of the Army**

U.S. Army Military Personnel Center  
ATTN: TAPC-PE-SI  
2461 Eisenhower Avenue, Room 912  
Alexandria, VA 22331-0483

**Department of the Air Force**

Headquarters Air Force Military Personnel Center  
ATTN: DPMC  
Randolph Air Force Base, TX 78150-6001

**Department of the Navy**

Bureau of Naval Personnel  
ATTN: Pers-62, Room 1712  
Washington, DC 20370-5663

**Commandant of the Marine Corps**

Code MHP-10  
Washington, DC 20380-0001

## FOREWORD

This publication provides data on worldwide active duty military personnel casualties as reported during the period October 1979 through September 1996. It is intended to provide summary information for the Office of the Secretary of Defense and various other Department of Defense (DoD) and Federal Government offices. A related list which contains additional detailed data on Military Service, name, pay grade, date of death, and home of record for all active duty military personnel who have died since October 1, 1979, is compiled annually. This list, entitled **Worldwide U.S. Active Duty Military Deaths, Alphabetical Index by Name**(ST33), is available from the following sources:

For the public

Director  
National Technical Information Service  
5285 Port Royal Road  
Springfield, VA 22161  
Phone: (703) 487-4650

For the Federal Government and its contractors

Administrator  
Defense Technical Information Center (BR)  
8725 John J. Kingman Road, Suite 0944  
Ft. Belvoir, VA 22060-6218  
Phone: (703) 767-8274

The information has been generated from an automated data base of casualty information, certified and reported monthly by the Military Services. Hence, responsibility for the accuracy of these data is that of each of the reporting Military Services. The reports presented in this publication are based on the reporting requirements set forth in DoD Instruction 1300.18, **Military Personnel Casualty Matters, Policies, and Procedures**, dated December 27, 1991. This publication includes only those personnel casualties reported by date of publication. Subsequent casualty reports will be included in future publications with appropriate adjustments.

Internet Availability: Extracts of information presented in this publication are available through DefenseLINK or directly through the DIOR World Wide Web site (<http://web1.whs.osd.mil/mmids/mmhome.htm>).

# TABLE OF CONTENTS

TABLE/FIG.	WORLDWIDE U.S. ACTIVE DUTY MILITARY DEATHS/CASUALTIES	PAGE
	Comparison of Military Personnel Strength and Deaths	
TABLE 1	Total .....	1
TABLE 1A	Army .....	2
TABLE 1B	Navy .....	3
TABLE 1C	Air Force .....	4
TABLE 1D	Marine Corps .....	5
FIGURE 1	Comparison of Military Personnel Strength and Deaths .....	6
TABLE 2	By Casualty Group and Military Service - October 1979 through September 1996 .....	7
FIGURE 2	Nonhostile Deaths by Manner Per 100,000 Strength .....	8
TABLE 3	By Casualty Type and Military Service	
	Fiscal Year 1996 .....	9
	Fiscal Year 1995 .....	10
	Fiscal Year 1994 .....	11
	Fiscal Year 1993 .....	12
	Fiscal Year 1992 .....	13
	Fiscal Year 1991 .....	14
	Fiscal Year 1990 .....	15
	Fiscal Year 1989 .....	16
	Fiscal Year 1988 .....	17
	Fiscal Year 1987 .....	18
	Fiscal Year 1986 .....	19
	Fiscal Year 1985 .....	20
	Fiscal Year 1984 .....	21
	Fiscal Year 1983 .....	22
	Fiscal Year 1982 .....	23
	Fiscal Year 1981 .....	24
	Fiscal Year 1980 .....	25

TABLE	WORLDWIDE U.S. ACTIVE DUTY MILITARY DEATHS/CASUALTIES OCTOBER 1979 THROUGH SEPTEMBER 1996	PAGE
TABLE 4	By Home State of Record and Military Service .....	26
TABLE 5	By Pay Grade and Race.....	29
TABLE 6	By Pay Grade and Military Service .....	30
TABLE 7	By Attained Age and Military Service .....	31
TABLE 8	By Place of Casualty and Military Service .....	33
TABLE 9	By Place of Casualty and Casualty Group .....	39
TABLE 10	Selected Military Operations .....	46

GLOSSARY OF TERMS .....	47
-------------------------	----

**TABLE 1**  
**WORLDWIDE U. S. ACTIVE DUTY MILITARY DEATHS**  
**COMPARISON OF MILITARY PERSONNEL STRENGTH AND DEATHS**

**TOTAL**

Fiscal Year As Of September 30	Military Personnel Strength	Deaths Reported	Deaths Per 100,000
1980	2,050,627	2,391	117
1981	2,082,560	2,420	116
1982	2,108,612	2,311	110
1983	2,123,349	2,202	104
1984	2,138,157	2,311	108
1985	2,151,032	2,016	94
1986	2,169,112	2,241	103
1987	2,174,217	1,991	92
1988	2,138,213	1,845	86
1989	2,130,229	1,678	79
1990	2,043,705	1,526	75
1991	1,985,555	1,787	90
1992	1,807,177	1,332	74
1993	1,705,103	1,245	73
1994	1,610,490	1,108	69
1995	1,518,224	1,055	69
1996	1,471,722	1,002	68

Prepared by: Washington Headquarters Services  
 Directorate for Information  
 Operations and Reports

TABLE 1A  
 WORLDWIDE U. S. ACTIVE DUTY MILITARY DEATHS  
 COMPARISON OF MILITARY PERSONNEL STRENGTH AND DEATHS

ARMY

Fiscal Year As Of September 30	Military Personnel Strength	Deaths Reported	Deaths Per 100,000
1980	777,036	890	115
1981	781,419	946	121
1982	780,391	954	122
1983	779,643	831	107
1984	780,180	806	103
1985	780,787	824	106
1986	780,980	1,036	133
1987	780,815	764	98
1988	771,847	702	91
1989	769,741	597	78
1990	732,403	632	86
1991	710,821	761	107
1992	610,450	490	80
1993	572,423	468	82
1994	541,343	492	91
1995	508,559	385	76
1996	491,103	373	76

Prepared by: Washington Headquarters Services  
 Directorate for Information  
 Operations and Reports

**TABLE 1B**  
**WORLDWIDE U. S. ACTIVE DUTY MILITARY DEATHS**  
**COMPARISON OF MILITARY PERSONNEL STRENGTH AND DEATHS**

**NAVY**

Fiscal Year As Of September 30	Military Personnel Strength	Deaths Reported	Deaths Per 100,000
1980	527,153	693	131
1981	540,219	641	119
1982	552,996	563	102
1983	557,573	617	111
1984	564,638	583	103
1985	570,705	539	94
1986	581,119	544	94
1987	586,842	602	103
1988	592,570	560	95
1989	592,652	524	88
1990	579,417	430	74
1991	570,262	505	89
1992	541,883	415	77
1993	509,950	374	73
1994	468,662	274	58
1995	434,617	273	63
1996	416,735	244	59

Prepared by: Washington Headquarters Services  
 Directorate for Information  
 Operations and Reports

**TABLE 1C**  
**WORLDWIDE U. S. ACTIVE DUTY MILITARY DEATHS**  
**COMPARISON OF MILITARY PERSONNEL STRENGTH AND DEATHS**

**AIR FORCE**

Fiscal Year As Of September 30	Military Personnel Strength	Deaths Reported	Deaths Per 100,000
1980	557,969	520	93
1981	570,302	564	99
1982	582,845	543	93
1983	592,044	491	83
1984	597,125	465	78
1985	601,515	427	71
1986	608,199	429	71
1987	607,035	426	70
1988	576,446	385	67
1989	570,880	337	59
1990	535,233	302	57
1991	510,432	297	58
1992	470,315	251	53
1993	444,351	244	55
1994	426,327	222	52
1995	400,409	255	64
1996	389,001	216	56

Prepared by: Washington Headquarters Services  
 Directorate for Information  
 Operations and Reports

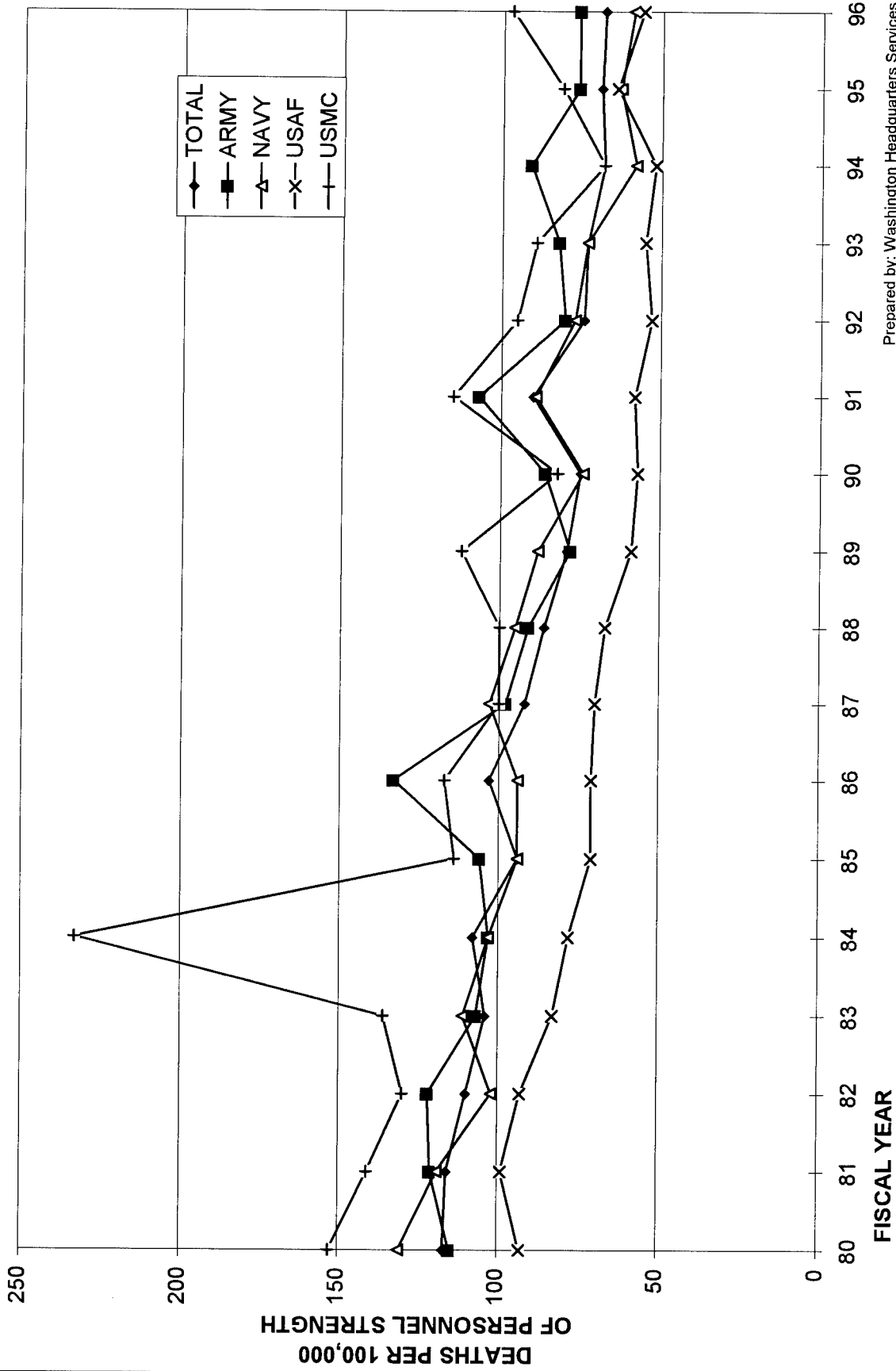
**TABLE 1D**  
**WORLDWIDE U. S. ACTIVE DUTY MILITARY DEATHS**  
**COMPARISON OF MILITARY PERSONNEL STRENGTH AND DEATHS**

**MARINE CORPS**

Fiscal Year As Of September 30	Military Personnel Strength	Deaths Reported	Deaths Per 100,000
1980	188,469	288	153
1981	190,620	269	141
1982	192,380	251	130
1983	194,089	263	136
1984	196,214	457	233
1985	198,025	226	114
1986	198,814	232	117
1987	199,525	199	100
1988	197,350	198	100
1989	196,956	220	112
1990	196,652	162	82
1991	194,040	224	115
1992	184,529	176	95
1993	178,379	159	89
1994	174,158	120	69
1995	174,639	142	81
1996	174,883	169	97

Prepared by: Washington Headquarters Services  
 Directorate for Information  
 Operations and Reports

# WORLDWIDE U.S. ACTIVE DUTY MILITARY DEATHS COMPARISON OF MILITARY PERSONNEL STRENGTH AND DEATHS



Prepared by: Washington Headquarters Services  
Directorate for Information Operations and Reports

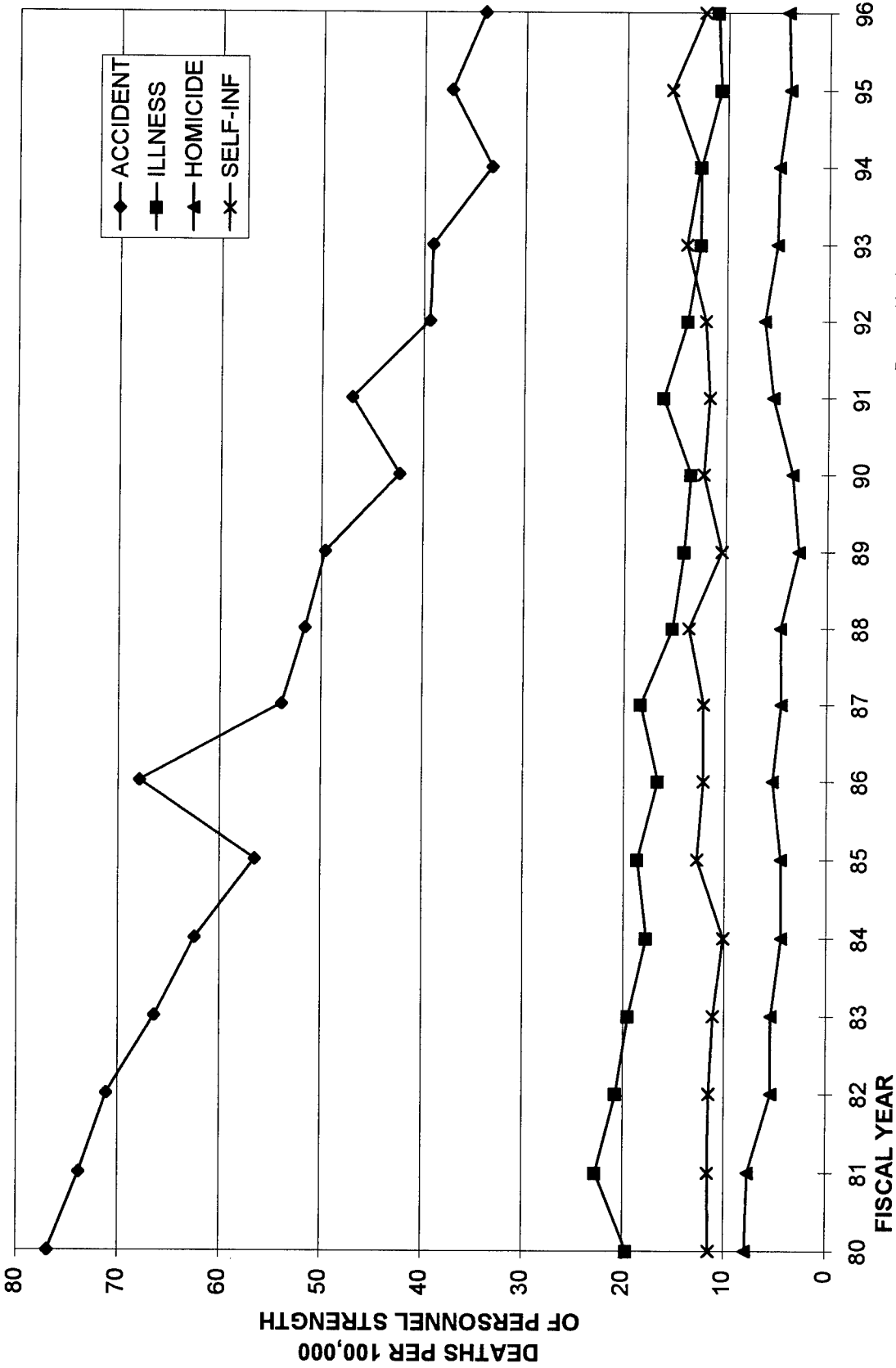
**FIGURE 1**

**TABLE 2  
 WORLDWIDE U. S. ACTIVE DUTY MILITARY CASUALTIES  
 BY CASUALTY GROUP AND MILITARY SERVICE  
 OCTOBER 1979 THROUGH SEPTEMBER 1996**

CASUALTY GROUP	USA		USN		USAF		USMC		TOTAL
	DEATHS	MISSING	DEATHS	MISSING	DEATHS	MISSING	DEATHS	MISSING	
<b>HOSTILE</b>									
- Killed in Action	131	75	22				261		489
Died of Wounds	6	1	0				5		12
Died While Missing	0	0	0				1		1
Died While Captured	0	1	0				0		1
Died In Terrorist Action	30	0	21				4		55
<b>TOTAL</b>	<b>167</b>	<b>77</b>	<b>43</b>				<b>271</b>		<b>558</b>
<b>NONHOSTILE</b>									
- Accident	7,077	5,089	3,624				2,373		18,163
Illness	2,354	1,435	1,363				332		5,484
Homicide	757	469	234				231		1,691
Self Inflicted	1,524	1,025	1,060				457		4,066
Pending/Undetermined	72	286	50				91		499
<b>TOTAL</b>	<b>11,784</b>	<b>8,304</b>	<b>6,331</b>				<b>3,484</b>		<b>29,903</b>
<b>TOTAL DEATHS</b>	<b>11,951</b>	<b>8,381</b>	<b>6,374</b>				<b>3,755</b>		<b>30,461</b>
<b>MISSING</b>									
<b>HOSTILE</b>									
- Missing in Action	0	0	0				0		0
Captured/Interned	0	0	0				0		0
<b>TOTAL</b>	<b>0</b>	<b>0</b>	<b>0</b>				<b>0</b>		<b>0</b>
<b>NONHOSTILE</b>									
- Missing	0	0	1				0		1
<b>TOTAL MISSING</b>	<b>0</b>	<b>0</b>	<b>1</b>				<b>0</b>		<b>1</b>
<b>RETURNED TO MILITARY CONTROL (RMC)</b>									
<b>FROM Missing in Action</b>									
Captured/Other	0	0	0				3		3
Nonhostile Missing	19	9	13				21		62
<b>TOTAL RMC</b>	<b>19</b>	<b>9</b>	<b>13</b>				<b>24</b>		<b>65</b>

Prepared by: Washington Headquarters Services  
 Directorate for Information  
 Operations and Reports

# WORLDWIDE U.S. ACTIVE DUTY MILITARY DEATHS NONHOSTILE DEATHS BY MANNER PER 100,000 STRENGTH



Prepared by: Washington Headquarters Services  
Directorate for Information Operations and Reports

**FIGURE 2**

**TABLE 3**  
**WORLDWIDE U. S. ACTIVE DUTY MILITARY DEATHS**  
**BY CASUALTY TYPE AND MILITARY SERVICE**  
**FISCAL YEAR 1996**

CASUALTY TYPE	USA	USN	USAF	USMC	TOTAL
HOSTILE - Killed in Action	1	0	0	0	1
Died of Wounds	0	0	0	0	0
Died While Missing	0	0	0	0	0
Died While Captured	0	0	0	0	0
Died In Terrorist Action	1	0	19	0	20
TOTAL	2	0	19	0	21
NONHOSTILE - Accident	197	118	80	106	501
Illness	73	42	36	11	162
Homicide	20	21	9	11	61
Self Inflicted	74	38	49	20	181
Pending/Undetermined	7	25	23	21	76
TOTAL	371	244	197	169	981
TOTAL DEATHS	373	244	216	169	1,002

Prepared by: Washington Headquarters Services  
 Directorate for Information  
 Operations and Reports

**TABLE 3**  
**WORLDWIDE U. S. ACTIVE DUTY MILITARY DEATHS**  
**BY CASUALTY TYPE AND MILITARY SERVICE**  
**FISCAL YEAR 1995**

CASUALTY TYPE	USA	USN	USAF	USMC	TOTAL
HOSTILE					
- Killed in Action	0	0	0	0	0
Died of Wounds	0	0	0	0	0
Died While Missing	0	0	0	0	0
Died While Captured	0	0	0	0	0
Died In Terrorist Action	2	0	2	2	6
TOTAL	2	0	2	2	6
NONHOSTILE - Accident	203	137	138	89	567
Illness	88	36	34	5	163
Homicide	20	21	8	10	59
Self Inflicted	71	66	67	33	237
Pending/Undetermined	1	13	6	3	23
TOTAL	383	273	253	140	1,049
TOTAL DEATHS	385	273	255	142	1,055

Prepared by: Washington Headquarters Services  
 Directorate for Information  
 Operations and Reports

**TABLE 3  
 WORLDWIDE U. S. ACTIVE DUTY MILITARY DEATHS  
 BY CASUALTY TYPE AND MILITARY SERVICE  
 FISCAL YEAR 1994**

CASUALTY TYPE	USA	USN	USAF	USMC	TOTAL
HOSTILE - Killed in Action	0	0	0	0	0
Died of Wounds	0	0	0	0	0
Died While Missing	0	0	0	0	0
Died While Captured	0	0	0	0	0
Died In Terrorist Action	19	0	0	0	19
TOTAL	19	0	0	0	19
NONHOSTILE - Accident	239	132	104	69	544
Illness	101	49	46	15	211
Homicide	43	21	10	11	85
Self Inflicted	88	55	58	24	225
Pending/Undetermined	2	17	4	1	24
TOTAL	473	274	222	120	1,089
TOTAL DEATHS	492	274	222	120	1,108

Prepared by: Washington Headquarters Services  
 Directorate for Information  
 Operations and Reports

TABLE 3  
 WORLDWIDE U. S. ACTIVE DUTY MILITARY DEATHS  
 BY CASUALTY TYPE AND MILITARY SERVICE  
 FISCAL YEAR 1993

CASUALTY TYPE	USA	USN	USAF	USMC	TOTAL
HOSTILE - Killed in Action	0	0	0	0	0
Died of Wounds	0	0	0	0	0
Died While Missing	0	0	0	0	0
Died While Captured	0	0	0	0	0
Died In Terrorist Action	8	0	0	2	10
TOTAL	8	0	0	2	10
NONHOSTILE - Accident	245	206	121	95	667
Illness	84	67	54	10	215
Homicide	44	24	7	12	87
Self Inflicted	84	60	60	36	240
Pending/Undetermined	3	17	2	4	26
TOTAL	460	374	244	157	1,235
TOTAL DEATHS	468	374	244	159	1,245

Prepared by: Washington Headquarters Services  
 Directorate for Information  
 Operations and Reports

**TABLE 3  
 WORLDWIDE U. S. ACTIVE DUTY MILITARY DEATHS  
 BY CASUALTY TYPE AND MILITARY SERVICE  
 FISCAL YEAR 1992**

CASUALTY TYPE	MILITARY SERVICE					TOTAL
	USA	USN	USAF	USMC	USAF	
<b>HOSTILE</b>						
- Killed in Action	1	0	0	0	0	1
Died of Wounds	0	0	0	0	0	0
Died While Missing	0	0	0	0	0	0
Died While Captured	0	0	0	0	0	0
Died In Terrorist Action	0	0	0	0	0	0
<b>TOTAL</b>	<b>1</b>	<b>0</b>	<b>0</b>	<b>0</b>	<b>0</b>	<b>1</b>
<b>NONHOSTILE - Accident</b>	<b>247</b>	<b>223</b>	<b>129</b>	<b>113</b>	<b>113</b>	<b>712</b>
Illness	105	73	53	21	21	252
Homicide	47	39	12	14	14	112
Self Inflicted	86	60	53	21	21	220
Pending/Undetermined	4	20	4	7	7	35
<b>TOTAL</b>	<b>489</b>	<b>415</b>	<b>251</b>	<b>176</b>	<b>176</b>	<b>1,331</b>
<b>TOTAL DEATHS</b>	<b>490</b>	<b>415</b>	<b>251</b>	<b>176</b>	<b>176</b>	<b>1,332</b>

Prepared by: Washington Headquarters Services  
 Directorate for Information  
 Operations and Reports

**TABLE 3  
 WORLDWIDE U. S. ACTIVE DUTY MILITARY DEATHS  
 BY CASUALTY TYPE AND MILITARY SERVICE  
 FISCAL YEAR 1991**

CASUALTY TYPE	USA	USN	USAF	USMC	TOTAL
HOSTILE - Killed in Action	96	6	20	22	144
Died of Wounds	2	0	0	2	4
Died While Missing	0	0	0	0	0
Died While Captured	0	0	0	0	0
Died In Terrorist Action	0	0	0	0	0
TOTAL	98	6	20	24	148
NONHOSTILE - Accident	369	294	127	141	931
Illness	151	87	64	20	322
Homicide	40	38	18	12	108
Self Inflicted	97	52	62	21	232
Pending/Undetermined	6	28	6	6	46
TOTAL	663	499	277	200	1,639
TOTAL DEATHS	761	505	297	224	1,787

Prepared by: Washington Headquarters Services  
 Directorate for Information  
 Operations and Reports

**TABLE 3  
WORLDWIDE U. S. ACTIVE DUTY MILITARY DEATHS  
BY CASUALTY TYPE AND MILITARY SERVICE  
FISCAL YEAR 1990**

CASUALTY TYPE	USA	USN	USAF	USMC	TOTAL
HOSTILE					
- Killed in Action	15	4	0	1	20
Died of Wounds	3	0	0	0	3
Died While Missing	0	0	0	1	1
Died While Captured	0	0	0	0	0
Died In Terrorist Action	0	0	0	0	0
TOTAL	18	4	0	2	24
NONHOSTILE - Accident	357	243	164	100	864
Illness	123	73	69	10	275
Homicide	25	23	10	13	71
Self Inflicted	104	55	58	33	250
Pending/Undetermined	5	32	1	4	42
TOTAL	614	426	302	160	1,502
TOTAL DEATHS	632	430	302	162	1,526

Prepared by: Washington Headquarters Services  
Directorate for Information  
Operations and Reports

**TABLE 3**  
**WORLDWIDE U. S. ACTIVE DUTY MILITARY DEATHS**  
**BY CASUALTY TYPE AND MILITARY SERVICE**  
**FISCAL YEAR 1989**

CASUALTY TYPE	TOTAL				
	USA	USN	USAF	USMC	TOTAL
<b>HOSTILE</b>					
- Killed in Action	0	0	0	0	0
Died of Wounds	0	0	0	0	0
Died While Missing	0	0	0	0	0
Died While Captured	0	0	0	0	0
Died In Terrorist Action	0	0	0	0	0
<b>TOTAL</b>	<b>0</b>	<b>0</b>	<b>0</b>	<b>0</b>	<b>0</b>
<b>NONHOSTILE</b>					
- Accident	375	343	175	164	1,057
Illness	107	81	96	17	301
Homicide	23	24	6	6	59
Self Inflicted	76	57	59	29	221
Pending/Undetermined	16	19	1	4	40
<b>TOTAL</b>	<b>597</b>	<b>524</b>	<b>337</b>	<b>220</b>	<b>1,678</b>
<b>TOTAL DEATHS</b>	<b>597</b>	<b>524</b>	<b>337</b>	<b>220</b>	<b>1,678</b>

Prepared by: Washington Headquarters Services  
 Directorate for Information  
 Operations and Reports

**TABLE 3**  
**WORLDWIDE U. S. ACTIVE DUTY MILITARY DEATHS**  
**BY CASUALTY TYPE AND MILITARY SERVICE**  
**FISCAL YEAR 1988**

CASUALTY TYPE	USA	USN	USAF	USMC	TOTAL
HOSTILE - Killed in Action	0	2	0	0	2
Died of Wounds	0	1	0	0	1
Died While Missing	0	0	0	0	0
Died While Captured	0	0	0	0	0
Died In Terrorist Action	0	0	0	0	0
TOTAL	0	3	0	0	3
NONHOSTILE - Accident	422	348	199	135	1,104
Illness	138	93	70	23	324
Homicide	42	28	18	11	99
Self Inflicted	97	71	98	25	291
Pending/Undetermined	3	17	0	4	24
TOTAL	702	557	385	198	1,842
TOTAL DEATHS	702	560	385	198	1,845

Prepared by: Washington Headquarters Services  
 Directorate for Information  
 Operations and Reports

TABLE 3  
 WORLDWIDE U. S. ACTIVE DUTY MILITARY DEATHS  
 BY CASUALTY TYPE AND MILITARY SERVICE  
 FISCAL YEAR 1987

CASUALTY TYPE	USA	USN	USAF	USMC	TOTAL
HOSTILE - Killed in Action	1	37	0	0	38
Died of Wounds	0	0	0	0	0
Died While Missing	0	0	0	0	0
Died While Captured	0	0	0	0	0
Died In Terrorist Action	0	0	0	0	0
TOTAL	1	37	0	0	38
NONHOSTILE - Accident	465	326	244	136	1,171
Illness	162	116	93	26	397
Homicide	52	23	9	13	97
Self Inflicted	82	83	79	19	263
Pending/Undetermined	2	17	1	5	25
TOTAL	763	565	426	199	1,953
TOTAL DEATHS	764	602	426	199	1,991

Prepared by: Washington Headquarters Services  
 Directorate for Information Operations and Reports

**TABLE 3**  
**WORLDWIDE U. S. ACTIVE DUTY MILITARY DEATHS**  
**BY CASUALTY TYPE AND MILITARY SERVICE**  
**FISCAL YEAR 1986**

CASUALTY TYPE	MILITARY SERVICE					TOTAL
	USA	USN	USAF	USMC	TOTAL	
<b>HOSTILE</b>						
- Killed in Action	0	0	2	0	2	
Died of Wounds	0	0	0	0	0	
Died While Missing	0	0	0	0	0	
Died While Captured	0	0	0	0	0	
Died In Terrorist Action	0	0	0	0	0	
<b>TOTAL</b>	<b>0</b>	<b>0</b>	<b>2</b>	<b>0</b>	<b>2</b>	
<b>NONHOSTILE</b>						
- Accident	722	339	258	154	1,473	
Illness	151	92	85	31	359	
Homicide	48	27	26	13	114	
Self Inflicted	110	67	58	27	262	
Pending/Undetermined	5	19	0	7	31	
<b>TOTAL</b>	<b>1,036</b>	<b>544</b>	<b>427</b>	<b>232</b>	<b>2,239</b>	
<b>TOTAL DEATHS</b>	<b>1,036</b>	<b>544</b>	<b>429</b>	<b>232</b>	<b>2,241</b>	

Prepared by: Washington Headquarters Services  
 Directorate for Information  
 Operations and Reports

**TABLE 3**  
**WORLDWIDE U. S. ACTIVE DUTY MILITARY DEATHS**  
**BY CASUALTY TYPE AND MILITARY SERVICE**  
**FISCAL YEAR 1985**

CASUALTY TYPE	MILITARY SERVICE					TOTAL
	USA	USN	USAF	USMC	TOTAL	
HOSTILE						
- Killed in Action	0	0	0	4	4	
Died of Wounds	0	0	0	0	0	
Died While Missing	0	0	0	0	0	
Died While Captured	0	1	0	0	1	
Died In Terrorist Action	0	0	0	0	0	
TOTAL	0	1	0	4	5	
NONHOSTILE - Accident	483	327	243	162	1,215	
Illness	163	110	108	19	400	
Homicide	52	25	9	11	97	
Self Inflicted	123	57	67	26	273	
Pending/Undetermined	3	19	0	4	26	
TOTAL	824	538	427	222	2,011	
TOTAL DEATHS	824	539	427	226	2,016	

Prepared by: Washington Headquarters Services  
Directorate for Information  
Operations and Reports

**TABLE 3  
 WORLDWIDE U. S. ACTIVE DUTY MILITARY DEATHS  
 BY CASUALTY TYPE AND MILITARY SERVICE  
 FISCAL YEAR 1984**

CASUALTY TYPE	USA	USN	USAF	USMC	TOTAL
<b>HOSTILE</b>					
- Killed in Action	16	25	0	230	271
Died of Wounds	1	0	0	2	3
Died While Missing	0	0	0	0	0
Died While Captured	0	0	0	0	0
Died In Terrorist Action	0	0	0	0	0
<b>TOTAL</b>	<b>17</b>	<b>25</b>	<b>0</b>	<b>232</b>	<b>274</b>
<b>NONHOSTILE - Accident</b>	<b>504</b>	<b>362</b>	<b>301</b>	<b>168</b>	<b>1,335</b>
Illness	162	106	92	19	379
Homicide	42	23	19	10	94
Self Inflicted	79	59	53	24	215
Pending/Undetermined	2	8	0	4	14
<b>TOTAL</b>	<b>789</b>	<b>558</b>	<b>465</b>	<b>225</b>	<b>2,037</b>
<b>TOTAL DEATHS</b>	<b>806</b>	<b>583</b>	<b>465</b>	<b>457</b>	<b>2,311</b>

Prepared by: Washington Headquarters Services  
 Directorate for Information  
 Operations and Reports

TABLE 3  
 WORLDWIDE U. S. ACTIVE DUTY MILITARY DEATHS  
 BY CASUALTY TYPE AND MILITARY SERVICE  
 FISCAL YEAR 1983

CASUALTY TYPE	USA	USN	USAF	USMC	TOTAL
HOSTILE - Killed in Action	0	1	0	4	5
Died of Wounds	0	0	0	1	1
Died While Missing	0	0	0	0	0
Died While Captured	0	0	0	0	0
Died In Terrorist Action	0	0	0	0	0
TOTAL	0	1	0	5	6
NONHOSTILE - Accident	518	403	311	177	1,409
Illness	174	101	111	27	413
Homicide	57	36	7	14	114
Self Inflicted	79	65	61	30	235
Pending/Undetermined	3	11	1	10	25
TOTAL	831	616	491	258	2,196
TOTAL DEATHS	831	617	491	263	2,202

Prepared by: Washington Headquarters Services  
 Directorate for Information  
 Operations and Reports

**TABLE 3**  
**WORLDWIDE U. S. ACTIVE DUTY MILITARY DEATHS**  
**BY CASUALTY TYPE AND MILITARY SERVICE**  
**FISCAL YEAR 1982**

CASUALTY TYPE	USA					TOTAL
	USA	USN	USAF	USMC	USAF	
HOSTILE - Killed in Action	0	0	0	0	0	0
Died of Wounds	0	0	0	0	0	0
Died While Missing	0	0	0	0	0	0
Died While Captured	0	0	0	0	0	0
Died In Terrorist Action	0	0	0	0	0	0
TOTAL	0	0	0	0	0	0
NONHOSTILE - Accident	590	385	349	176	349	1,500
Illness	201	90	117	29	117	437
Homicide	58	22	17	16	17	113
Self Inflicted	99	56	60	28	60	243
Pending/Undetermined	6	10	0	2	0	18
TOTAL	954	563	543	251	543	2,311
TOTAL DEATHS	954	563	543	251	543	2,311

Prepared by: Washington Headquarters Services  
Directorate for Information  
Operations and Reports

**TABLE 3  
 WORLDWIDE U. S. ACTIVE DUTY MILITARY DEATHS  
 BY CASUALTY TYPE AND MILITARY SERVICE  
 FISCAL YEAR 1981**

CASUALTY TYPE	USA	USN	USAF	USMC	TOTAL
HOSTILE - Killed in Action	0	0	0	0	0
Died of Wounds	0	0	0	0	0
Died While Missing	0	0	0	0	0
Died While Captured	0	0	0	0	0
Died In Terrorist Action	0	0	0	0	0
TOTAL	0	0	0	0	0
NONHOSTILE - Accident	569	426	359	182	1,536
Illness	207	117	120	29	473
Homicide	79	31	27	23	160
Self Inflicted	89	63	57	33	242
Pending/Undetermined	2	4	1	2	9
TOTAL	946	641	564	269	2,420
TOTAL DEATHS	946	641	564	269	2,420

Prepared by: Washington Headquarters Services  
 Directorate for Information  
 Operations and Reports

**TABLE 3  
 WORLDWIDE U. S. ACTIVE DUTY MILITARY DEATHS  
 BY CASUALTY TYPE AND MILITARY SERVICE  
 FISCAL YEAR 1980**

CASUALTY TYPE	MILITARY SERVICE					TOTAL
	USA	USN	USAF	USMC	TOTAL	
<b>HOSTILE</b>						
- Killed in Action	1	0	0	0	0	1
Died of Wounds	0	0	0	0	0	0
Died While Missing	0	0	0	0	0	0
Died While Captured	0	0	0	0	0	0
Died In Terrorist Action	0	0	0	0	0	0
<b>TOTAL</b>	<b>1</b>	<b>0</b>	<b>0</b>	<b>0</b>	<b>0</b>	<b>1</b>
<b>NONHOSTILE</b>						
- Accident	572	477	322	206	1,577	
Illness	164	102	115	20	401	
Homicide	65	43	22	31	161	
Self Inflicted	86	61	61	28	236	
Pending/Undetermined	2	10	0	3	15	
<b>TOTAL</b>	<b>889</b>	<b>693</b>	<b>520</b>	<b>288</b>	<b>2,390</b>	
<b>TOTAL DEATHS</b>	<b>890</b>	<b>693</b>	<b>520</b>	<b>288</b>	<b>2,391</b>	

Prepared by: Washington Headquarters Services  
 Directorate for Information  
 Operations and Reports

**TABLE 4  
WORLDWIDE U. S. ACTIVE DUTY MILITARY DEATHS  
BY HOME STATE OF RECORD AND MILITARY SERVICE  
OCTOBER 1979 THROUGH SEPTEMBER 1996**

HOME STATE OF RECORD	USA	USN	USAF	USMC	TOTAL
ALABAMA	325	169	136	63	693
ALASKA	45	10	7	1	63
ARIZONA	124	122	88	68	402
ARKANSAS	190	69	67	39	365
CALIFORNIA	833	731	554	343	2,461
COLORADO	141	128	86	51	406
CONNECTICUT	122	88	78	45	333
DELAWARE	42	33	17	8	100
DISTRICT OF COLUMBIA	51	20	13	10	94
FLORIDA	652	462	352	210	1,676
GEORGIA	404	244	146	80	874
HAWAII	48	34	38	5	125
IDAHO	63	44	32	24	163
ILLINOIS	481	332	291	202	1,306
INDIANA	294	172	166	85	717
IOWA	135	97	70	46	348
KANSAS	116	99	84	27	326
KENTUCKY	208	89	92	63	452
LOUISIANA	219	129	118	71	537
MAINE	73	59	41	29	202
MARYLAND	234	163	93	78	568
MASSACHUSETTS	204	158	142	79	583
MICHIGAN	420	357	195	159	1,131
MINNESOTA	187	152	114	59	512
MISSISSIPPI	213	88	75	34	410

Prepared by: Washington Headquarters Services  
Directorate for Information  
Operations and Reports

**TABLE 4**  
**WORLDWIDE U. S. ACTIVE DUTY MILITARY DEATHS**  
**BY HOME STATE OF RECORD AND MILITARY SERVICE**  
**OCTOBER 1979 THROUGH SEPTEMBER 1996**

HOME STATE OF RECORD	USA	USN	USAF	USMC	TOTAL
MISSOURI	257	197	166	84	704
MONTANA	59	38	33	9	139
NEBRASKA	75	63	63	27	228
NEVADA	48	37	18	13	116
NEW HAMPSHIRE	55	41	39	18	153
NEW JERSEY	233	225	132	114	704
NEW MEXICO	95	96	66	31	288
NEW YORK	673	539	404	271	1,887
NORTH CAROLINA	457	214	167	100	938
NORTH DAKOTA	30	17	24	14	85
OHIO	497	385	308	185	1,375
OKLAHOMA	171	100	79	42	392
OREGON	131	136	84	34	385
PENNSYLVANIA	566	446	367	199	1,578
RHODE ISLAND	33	34	34	19	120
SOUTH CAROLINA	268	151	105	66	590
SOUTH DAKOTA	38	33	34	5	110
TENNESSEE	281	190	126	61	658
TEXAS	846	520	443	226	2,035
UTAH	61	30	39	14	144
VERMONT	36	20	14	8	78
VIRGINIA	408	226	132	126	892
WASHINGTON	229	190	129	78	626
WEST VIRGINIA	117	60	67	33	277
WISCONSIN	177	149	106	79	511

Prepared by: Washington Headquarters Services  
 Directorate for Information  
 Operations and Reports

**TABLE 4  
 WORLDWIDE U. S. ACTIVE DUTY MILITARY DEATHS  
 BY HOME STATE OF RECORD AND MILITARY SERVICE  
 OCTOBER 1979 THROUGH SEPTEMBER 1996**

HOME STATE OF RECORD	USA	USN	USAF	USMC	TOTAL
WYOMING	27	24	15	6	72
TOTAL DEATHS (BY STATE)	11,692	8,210	6,289	3,741	29,932
OTHER	259	171	85	14	529
TOTAL DEATHS	11,951	8,381	6,374	3,755	30,461

Prepared by: Washington Headquarters Services  
 Directorate for Information  
 Operations and Reports

**TABLE 5  
 WORLDWIDE U. S. ACTIVE DUTY MILITARY DEATHS  
 BY PAY GRADE AND RACE  
 OCTOBER 1979 THROUGH SEPTEMBER 1996**

RANK / GRADE	White	Black	Asian	Other	TOTAL
GEN OF THE ARMY - FLEET ADM	1	0	0	0	1
GENERAL - ADMIRAL	3	0	0	0	3
LT GENERAL - VICE ADMIRAL	4	0	0	0	4
MAJ GENERAL - REAR ADMIRAL(U)	10	0	0	0	10
BRIG GENERAL - REAR ADM(L)/COMMODORE	10	0	0	0	10
COLONEL - CAPTAIN	226	4	0	2	232
LIEUTENANT COL - COMMANDER	405	15	3	7	430
MAJOR - LT COMMANDER	614	29	2	8	653
CAPTAIN - LIEUTENANT	1,149	70	6	13	1,238
1st LIEUTENANT - LIEUTENANT(JG)	558	26	3	15	602
2nd LIEUTENANT - ENSIGN	313	30	2	5	350
W05 CHIEF WARRANT OFFICER	1	0	0	0	1
W04 CHIEF WARRANT OFFICER	92	2	1	1	96
W03 CHIEF WARRANT OFFICER	103	10	1	2	116
W02 CHIEF WARRANT OFFICER	148	9	0	7	164
W01 WARRANT OFFICER	64	1	0	2	67
<b>TOTAL OFFICERS</b>	<b>3,701</b>	<b>196</b>	<b>18</b>	<b>62</b>	<b>3,977</b>
E-09	282	45	4	10	341
E-08	481	111	10	11	613
E-07	1,549	319	28	46	1,942
E-06	2,282	656	65	95	3,098
E-05	3,265	1,084	52	139	4,540
E-04	4,802	1,434	60	223	6,519
E-03	4,003	1,029	53	199	5,284
E-02	1,981	437	24	79	2,521
E-01	1,132	349	14	51	1,546
<b>TOTAL ENLISTED</b>	<b>19,777</b>	<b>5,464</b>	<b>310</b>	<b>853</b>	<b>26,404</b>
<b>TOTAL CADETS</b>	<b>73</b>	<b>5</b>	<b>1</b>	<b>1</b>	<b>80</b>
<b>TOTAL DEATHS FOR ALL GRADES</b>	<b>23,551</b>	<b>5,665</b>	<b>329</b>	<b>916</b>	<b>30,461</b>

Prepared by: Washington Headquarters Services  
 Directorate for Information  
 Operations and Reports

**TABLE 6  
 WORLDWIDE U. S. ACTIVE DUTY MILITARY DEATHS  
 BY PAY GRADE AND MILITARY SERVICE  
 OCTOBER 1979 THROUGH SEPTEMBER 1996**

RANK / GRADE	USA	USN	USAF	USMC	TOTAL
GEN OF THE ARMY - FLEET ADM	1	0	0	0	1
GENERAL - ADMIRAL	0	2	1	0	3
LT GENERAL - VICE ADMIRAL	0	1	2	1	4
MAJ GENERAL - REAR ADMIRAL(U)	4	3	3	0	10
BRIG GENERAL - REAR ADM(L)/COMMODORE	6	1	3	0	10
COLONEL - CAPTAIN	83	57	79	13	232
LIEUTENANT COL - COMMANDER	134	115	155	26	430
MAJOR - LT COMMANDER	151	203	238	61	653
CAPTAIN - LIEUTENANT	252	311	513	162	1,238
1st LIEUTENANT - LIEUTENANT(JG)	152	165	167	118	602
2nd LIEUTENANT - ENSIGN	96	114	112	28	350
W05 CHIEF WARRANT OFFICER	1	0	0	0	1
W04 CHIEF WARRANT OFFICER	75	17	0	4	96
W03 CHIEF WARRANT OFFICER	101	10	0	5	116
W02 CHIEF WARRANT OFFICER	148	8	0	8	164
W01 WARRANT OFFICER	63	0	0	4	67
<b>TOTAL OFFICERS</b>	<b>1,267</b>	<b>1,007</b>	<b>1,273</b>	<b>430</b>	<b>3,977</b>
E-09	119	100	78	44	341
E-08	263	155	147	48	613
E-07	905	451	478	108	1,942
E-06	1,297	960	655	186	3,098
E-05	1,792	1,337	986	425	4,540
E-04	3,055	1,605	1,185	674	6,519
E-03	1,640	1,396	1,089	1,159	5,284
E-02	949	799	321	452	2,521
E-01	638	536	143	229	1,546
<b>TOTAL ENLISTED</b>	<b>10,658</b>	<b>7,339</b>	<b>5,082</b>	<b>3,325</b>	<b>26,404</b>
<b>TOTAL CADETS</b>	<b>26</b>	<b>35</b>	<b>19</b>	<b>0</b>	<b>80</b>
<b>TOTAL DEATHS FOR ALL GRADES</b>	<b>11,951</b>	<b>8,381</b>	<b>6,374</b>	<b>3,755</b>	<b>30,461</b>

Prepared by: Washington Headquarters Services  
 Directorate for Information  
 Operations and Reports

**TABLE 7**  
**WORLDWIDE U. S. ACTIVE DUTY MILITARY DEATHS**  
**BY ATTAINED AGE AND MILITARY SERVICE**  
**OCTOBER 1979 THROUGH SEPTEMBER 1996**

ATTAINED AGE	USA	USN	USAF	USMC	TOTAL
17	39	21	5	12	77
18	364	234	100	146	844
19	926	630	301	407	2,264
20	1,124	851	429	547	2,951
21	1,149	837	444	530	2,960
22	911	743	410	389	2,453
23	765	568	369	282	1,984
24	650	484	359	196	1,689
25	533	433	278	179	1,423
26	513	339	276	154	1,282
27	452	328	265	124	1,169
28	414	293	244	109	1,060
29	347	228	215	91	881
30	280	229	205	91	805
31	320	184	176	55	735
32	265	177	200	56	698
33	222	173	191	50	636
34	222	155	192	38	607
35	232	156	181	41	610
36	214	162	182	28	586
37	226	167	177	36	606
38	214	127	154	27	522
39	195	125	156	28	504
40	176	101	138	19	434
41	170	94	130	25	419

Prepared by: Washington Headquarters Services  
 Directorate for Information  
 Operations and Reports

**TABLE 7**  
**WORLDWIDE U. S. ACTIVE DUTY MILITARY DEATHS**  
**BY ATTAINED AGE AND MILITARY SERVICE**  
**OCTOBER 1979 THROUGH SEPTEMBER 1996**

ATTAINED AGE	USA	USN	USAF	USMC	TOTAL
42	154	84	94	19	351
43	111	83	94	16	304
44	91	60	67	8	226
45	97	63	59	14	233
46	84	54	52	8	198
47	75	43	47	7	172
48	69	25	27	4	125
49	58	22	31	6	117
50	55	26	24	2	107
51 AND OVER	234	82	102	11	429
<b>TOTAL DEATHS</b>	<b>11,951</b>	<b>8,381</b>	<b>6,374</b>	<b>3,755</b>	<b>30,461</b>

Prepared by: Washington Headquarters Services  
 Directorate for Information  
 Operations and Reports

**TABLE 8**  
**WORLDWIDE U. S. ACTIVE DUTY MILITARY DEATHS**  
**BY PLACE OF CASUALTY AND MILITARY SERVICE**  
**OCTOBER 1979 THROUGH SEPTEMBER 1996**

PLACE OF CASUALTY	USA	USN	USAF	USMC	TOTAL
ADRIATIC SEA	0	1	1	0	2
AEGEAN SEA	3	3	0	0	6
AFGHANISTAN	1	0	0	0	1
ANDAMAN SEA	0	1	0	0	1
ANTARCTICA	0	4	0	0	4
ANTIGUA & BARBUDA	1	0	0	0	1
ARABIAN SEA	0	20	0	11	31
ARGENTINA	0	1	0	0	1
AUSTRALIA	1	10	5	1	17
AUSTRIA	2	0	1	0	3
BAHAMAS, THE	0	3	0	0	3
BAHRAIN	1	10	2	1	14
BARBADOS	1	0	0	0	1
BAY OF BENGAL	0	1	0	0	1
BELARUS	0	0	1	0	1
BELGIUM	18	4	15	0	37
BERMUDA	1	7	0	1	9
BLACK SEA	1	0	0	0	1
BOLIVIA	1	0	0	2	3
BOSNIA	2	0	1	0	3
BRAZIL	0	2	0	0	2
BRITISH INDIAN OCEAN TERRITORY	0	13	0	0	13
BRITISH VIRGIN ISLANDS	0	1	0	0	1
BULGARIA	0	0	0	1	1
CANADA	255	13	19	1	288
CARIBBEAN SEA	0	21	0	1	22

Prepared by: Washington Headquarters Services  
 Directorate for Information  
 Operations and Reports

TABLE 8  
 WORLDWIDE U. S. ACTIVE DUTY MILITARY DEATHS  
 BY PLACE OF CASUALTY AND MILITARY SERVICE  
 OCTOBER 1979 THROUGH SEPTEMBER 1996

PLACE OF CASUALTY	USA	USN	USAF	USMC	TOTAL
CHILE	1	0	0	0	1
CLASSIFIED LOCATION	0	0	1	0	1
COLOMBIA	3	1	0	1	5
COSTA RICA	1	1	0	0	2
CROATIA	1	0	6	0	7
CUBA	1	22	0	7	30
CYPRUS	4	0	0	1	5
CZECH REPUBLIC	1	0	0	0	1
CZECHOSLOVAKIA	1	0	0	0	1
DENMARK	1	1	2	0	4
DJIBOUTI	0	0	0	1	1
DRAKE PASSAGE	0	4	1	0	5
EAST CHINA SEA	0	0	3	0	3
EASTERN MEDITERRANEAN	0	34	2	6	42
ECUADOR	4	0	0	0	4
EGYPT	23	1	18	0	42
EL SALVADOR	15	1	3	5	24
ETHIOPIA	1	0	0	1	2
FINLAND	1	0	0	0	1
FRANCE	7	10	3	11	31
FRENCH SOUTHERN AND ANTARCTIC LA	0	2	0	0	2
GERMANY	2,029	23	359	4	2,415
GIBRALTAR	1	0	0	0	1
GREECE	3	25	18	0	46
GREENLAND	0	0	1	0	1
GRENADA	12	0	0	4	16

Prepared by: Washington Headquarters Services  
 Directorate for Information  
 Operations and Reports

**TABLE 8**  
**WORLDWIDE U. S. ACTIVE DUTY MILITARY DEATHS**  
**BY PLACE OF CASUALTY AND MILITARY SERVICE**  
**OCTOBER 1979 THROUGH SEPTEMBER 1996**

PLACE OF CASUALTY	USA	USN	USAF	USMC	TOTAL
GUATEMALA	3	0	0	0	3
GULF OF MEXICO	0	13	10	3	26
GULF OF OMAN	0	1	0	0	1
GULF OF SIAM	0	0	0	1	1
GULF OF ST. LAWRENCE	0	0	1	0	1
HAITI	3	0	0	0	3
HONDURAS	39	3	7	1	50
HONG KONG	0	6	0	1	7
HUNGARY	2	0	0	1	3
ICELAND	0	7	2	2	11
INDIA	1	0	1	0	2
INDIAN OCEAN	0	62	11	10	83
INDONESIA	0	2	0	0	2
IONIAN SEA	0	5	0	0	5
IRAN	0	0	5	3	8
IRAQ	79	3	3	0	85
IRELAND	0	0	1	0	1
ISRAEL	7	24	2	2	35
ITALY	83	121	90	7	301
JAMAICA	0	3	0	0	3
JAPAN	16	116	109	230	471
KENYA	2	1	0	0	3
KOREA, DEMOCRATIC PEOPLE'S REPUB	3	0	3	1	7
KOREA, REPUBLIC OF (S)	233	9	86	58	386
KUWAIT	10	1	1	15	27
LAKE HURON	0	0	1	0	1

Prepared by: Washington Headquarters Services  
 Directorate for Information  
 Operations and Reports

**TABLE 8**  
**WORLDWIDE U. S. ACTIVE DUTY MILITARY DEATHS**  
**BY PLACE OF CASUALTY AND MILITARY SERVICE**  
**OCTOBER 1979 THROUGH SEPTEMBER 1996**

PLACE OF CASUALTY	USA	USN	USAF	USMC	TOTAL
LEBANON	10	23	0	235	268
LUXEMBOURG	0	0	3	0	3
MALAYSIA	1	3	0	1	5
MEXICO	6	24	3	12	45
MOROCCO	1	0	0	0	1
NAMIBIA	1	0	0	0	1
NEPAL	1	0	0	0	1
NETHERLANDS	9	0	18	1	28
NETHERLANDS ANTILLES	0	1	1	0	2
NEW ZEALAND	0	1	0	0	1
NORTH ATLANTIC OCEAN	0	197	23	25	245
NORTH PACIFIC OCEAN	0	165	4	7	176
NORTH SEA	0	0	8	5	13
NORWAY	1	0	1	11	13
NORWEGIAN SEA	0	1	0	0	1
OMAN	0	1	6	0	7
OTHER	0	7	0	0	7
PAKISTAN	2	1	2	1	6
PANAMA	137	20	23	6	186
PARAGUAY	3	0	1	0	4
PERSIAN-GULF	0	53	15	2	70
PHILIPPINE SEA	0	6	0	0	6
PHILIPPINES	9	121	77	26	233
POLAND	2	1	0	0	3
PORTUGAL	4	2	9	0	15
RED SEA	0	5	0	0	5

Prepared by: Washington Headquarters Services  
 Directorate for Information  
 Operations and Reports

**TABLE 8**  
**WORLDWIDE U. S. ACTIVE DUTY MILITARY DEATHS**  
**BY PLACE OF CASUALTY AND MILITARY SERVICE**  
**OCTOBER 1979 THROUGH SEPTEMBER 1996**

PLACE OF CASUALTY	USA	USN	USAF	USMC	TOTAL
SAUDI ARABIA	146	3	34	43	226
SEA OF JAPAN	0	4	1	0	5
SINGAPORE	0	3	0	1	4
SLOVAKIA	0	0	1	0	1
SOMALIA	27	0	0	4	31
SOUTH ATLANTIC OCEAN	0	3	0	0	3
SOUTH CHINA SEA	3	24	1	0	28
SOUTH PACIFIC OCEAN	0	5	6	2	13
SPAIN	4	66	92	5	167
SRI LANKA	0	2	0	0	2
ST. CHRISTOPHER & NEVIS ISLANDS	0	1	0	0	1
ST. HELENA ISLAND	0	1	0	0	1
SULU SEA	0	0	12	0	12
SWITZERLAND	1	0	4	1	6
THAILAND	3	13	6	2	24
TUNISIA	0	0	1	0	1
TURKEY	16	4	70	6	96
UNITED ARAB EMIRATES	0	15	6	1	22
UNITED KINGDOM	18	35	202	7	262
VENEZUELA	0	1	0	0	1
WESTERN MEDITERRANEAN	0	33	0	5	38
WESTERN SAMOA	0	1	0	0	1
YELLOW SEA	0	0	1	1	2
YUGOSLAVIA	0	1	0	0	1
ZAIRE	0	0	0	1	1
U.S. AND TERRITORIES					
UNITED STATES	8,629	6,766	4,910	2,931	23,236

Prepared by: Washington Headquarters Services  
 Directorate for Information  
 Operations and Reports

**TABLE 8**  
**WORLDWIDE U. S. ACTIVE DUTY MILITARY DEATHS**  
**BY PLACE OF CASUALTY AND MILITARY SERVICE**  
**OCTOBER 1979 THROUGH SEPTEMBER 1996**

PLACE OF CASUALTY	USA	USN	USAF	USMC	TOTAL
AMERICAN SAMOA	0	7	0	0	7
FED. STATES OF MICRONESIA	2	0	0	0	2
GUAM	2	85	34	9	130
MISC. PACIFIC ISLANDS	1	1	0	0	2
PUERTO RICO	32	48	4	9	93
U.S. VIRGIN ISLANDS	1	10	0	0	11
<b>TOTAL DEATHS</b>	<b>11,951</b>	<b>8,381</b>	<b>6,374</b>	<b>3,755</b>	<b>30,461</b>

Prepared by: Washington Headquarters Services  
 Directorate for Information  
 Operations and Reports

TABLE 9  
 WORLDWIDE U. S. ACTIVE DUTY MILITARY DEATHS  
 BY PLACE OF CASUALTY AND CASUALTY GROUP  
 OCTOBER 1979 THROUGH SEPTEMBER 1996

PLACE OF CASUALTY	TOTAL DEATHS	NON HOSTILE DEATHS				HOSTILE DEATHS	
		ACCIDENT	ILLNESS	HOMICIDE	SELF INFLICTED	PENDING/ UNDETERM.	ALL CAUSES
ADRIATIC SEA	2	2	0	0	0	0	0
AEGEAN SEA	6	5	1	0	0	0	0
AFGHANISTAN	1	0	1	0	0	0	0
ANDAMAN SEA	1	0	1	0	0	0	0
ANTARCTICA	4	3	0	0	0	1	0
ANTIGUA & BARBUDA	1	1	0	0	0	0	0
ARABIAN SEA	31	26	3	0	1	1	0
ARGENTINA	1	0	1	0	0	0	0
AUSTRALIA	17	10	3	1	2	1	0
AUSTRIA	3	3	0	0	0	0	0
BAHAMAS, THE	3	3	0	0	0	0	0
BAHRAIN	14	7	6	1	0	0	0
BARBADOS	1	1	0	0	0	0	0
BAY OF BENGAL	1	0	0	0	1	0	0
BELARUS	1	0	1	0	0	0	0
BELGIUM	37	26	10	0	1	0	0
BERMUDA	9	7	1	0	1	0	0
BLACK SEA	1	1	0	0	0	0	0
BOLIVIA	3	2	0	0	1	0	0
BOSNIA	3	2	1	0	0	0	0
BRAZIL	2	1	1	0	0	0	0
BRITISH INDIAN OCEAN TERRITORY	13	7	4	0	0	2	0

Prepared by: Washington Headquarters Services  
 Directorate for Information Operations and Reports

TABLE 9  
 WORLDWIDE U. S. ACTIVE DUTY MILITARY DEATHS  
 BY PLACE OF CASUALTY AND CASUALTY GROUP  
 OCTOBER 1979 THROUGH SEPTEMBER 1996

PLACE OF CASUALTY	TOTAL DEATHS	NON-HOSTILE DEATHS					HOSTILE DEATHS	
		ACCIDENT	ILLNESS	HOMICIDE	SELF INFLECTED	PENDING/ UNDETERM.	ALL CAUSES	
BRITISH VIRGIN ISLANDS	1	1	0	0	0	0	0	
BULGARIA	1	1	0	0	0	0	0	
CANADA	288	283	3	0	0	2	0	
CARIBBEAN SEA	22	16	1	0	0	1	4	
CHILE	1	1	0	0	0	0	0	
CLASSIFIED LOCATION	1	0	1	0	0	0	0	
COLOMBIA	5	4	0	0	1	0	0	
COSTA RICA	2	2	0	0	0	0	0	
CROATIA	7	6	0	0	0	0	1	
CUBA	30	22	3	0	3	2	0	
CYPRUS	5	4	0	0	0	0	1	
CZECH REPUBLIC	1	1	0	0	0	0	0	
CZECHOSLOVAKIA	1	1	0	0	0	0	0	
DENMARK	4	4	0	0	0	0	0	
DJIBOUTI	1	0	0	0	1	0	0	
DRAKE PASSAGE	5	5	0	0	0	0	0	
EAST CHINA SEA	3	3	0	0	0	0	0	
EASTERN MEDITERRANEAN	42	36	3	0	1	0	2	
ECUADOR	4	3	1	0	0	0	0	
EGYPT	42	35	7	0	0	0	0	
EL SALVADOR	24	15	0	2	1	0	6	
ETHIOPIA	2	2	0	0	0	0	0	

Prepared by: Washington Headquarters Services  
 Directorate for Information  
 Operations and Reports

**TABLE 9**  
**WORLDWIDE U. S. ACTIVE DUTY MILITARY DEATHS**  
**BY PLACE OF CASUALTY AND CASUALTY GROUP**  
**OCTOBER 1979 THROUGH SEPTEMBER 1996**

PLACE OF CASUALTY	TOTAL DEATHS	NON-HOSTILE DEATHS				HOSTILE DEATHS	
		ACCIDENT	ILLNESS	HOMICIDE	SELF INFLICTED	PENDING/ UNDETERM.	ALL CAUSES
FINLAND	1	0	1	0	0	0	0
FRANCE	31	26	2	2	0	1	0
FRENCH SOUTHERN AND ANTARCTIC LANDS	2	2	0	0	0	0	0
GERMANY	2,415	1,553	511	87	244	18	2
GIBALTAR	1	0	1	0	0	0	0
GREECE	46	26	14	2	1	1	2
GREENLAND	1	0	1	0	0	0	0
GRENADA	16	1	0	0	1	0	14
GUATEMALA	3	3	0	0	0	0	0
GULF OF MEXICO	26	25	1	0	0	0	0
GULF OF OMAN	1	1	0	0	0	0	0
GULF OF SIAM	1	0	1	0	0	0	0
GULF OF ST. LAWRENCE	1	1	0	0	0	0	0
HAITI		0	0	1	2	0	0
HONDURAS	50	42	4	3	0	0	1
HONG KONG	7	4	2	0	0	1	0
HUNGARY	3	1	2	0	0	0	0
ICELAND	11	4	4	0	2	1	0
INDIA	2	2	0	0	0	0	0
INDIAN OCEAN	83	73	7	0	2	1	0
INDONESIA	2	1	1	0	0	0	0

Prepared by: Washington Headquarters Services  
 Directorate for Information Operations and Reports

TABLE 9  
 WORLDWIDE U. S. ACTIVE DUTY MILITARY DEATHS  
 BY PLACE OF CASUALTY AND CASUALTY GROUP  
 OCTOBER 1979 THROUGH SEPTEMBER 1996

PLACE OF CASUALTY	TOTAL DEATHS	NON HOSTILE DEATHS				HOSTILE DEATHS ALL CAUSES
		ACCIDENT	ILLNESS	HOMICIDE	SELF INFLICTED	
IONIAN SEA	5	5	0	0	0	0
IRAN	8	8	0	0	0	0
IRAQ	85	33	2	0	1	49
IRELAND	1	0	1	0	0	0
ISRAEL	35	32	2	0	1	0
ITALY	301	219	55	5	11	10
JAMAICA	3	1	0	1	1	0
JAPAN	471	293	103	17	39	19
KENYA	3	3	0	0	0	0
KOREA, DEMOCRATIC PEOPLE'S REPUBLIC (N)	7	3	3	0	1	0
KOREA, REPUBLIC OF (S)	386	229	106	10	38	3
KUWAIT	27	12	0	0	1	0
LAKE HURON	1	1	0	0	0	0
LEBANON	268	8	0	0	1	1
LUXEMBOURG	3	3	0	0	0	0
MALAYSIA	5	4	1	0	0	0
MEXICO	45	30	2	9	1	3
MOROCCO	1	1	0	0	0	0
NAMIBIA	1	1	0	0	0	0
NEPAL	1	0	1	0	0	0
NETHERLANDS	28	18	7	0	3	0
NETHERLANDS ANTILLES	2	2	0	0	0	0

Prepared by: Washington Headquarters Services  
 Directorate for Information  
 Operations and Reports

**TABLE 9**  
**WORLDWIDE U. S. ACTIVE DUTY MILITARY DEATHS**  
**BY PLACE OF CASUALTY AND CASUALTY GROUP**  
**OCTOBER 1979 THROUGH SEPTEMBER 1996**

PLACE OF CASUALTY	TOTAL DEATHS	NON-HOSTILE DEATHS				HOSTILE DEATHS	
		ACCIDENT	ILLNESS	HOMICIDE	SELF INFLICTED	PENDING/ UNDETERM.	ALL CAUSES
NEW ZEALAND	1	1	0	0	0	0	0
NORTH ATLANTIC OCEAN	245	216	10	2	10	7	0
NORTH PACIFIC OCEAN	176	148	16	0	6	6	0
NORTH SEA	13	13	0	0	0	0	0
NORWAY	13	10	3	0	0	0	0
NORWEGIAN SEA	1	1	0	0	0	0	0
OMAN	7	6	1	0	0	0	0
OTHER	7	1	4	0	1	1	0
PAKISTAN	6	3	1	0	0	1	1
PANAMA	186	119	19	10	12	3	23
PARAGUAY	4	2	0	1	1	0	0
PERSIAN GULF	70	14	0	0	0	2	54
PHILIPPINE SEA	6	3	1	0	1	1	0
PHILIPPINES	233	132	66	20	12	3	0
POLAND	3	3	0	0	0	0	0
PORTUGAL	15	6	7	0	2	0	0
RED SEA	5	4	1	0	0	0	0
SAUDI ARABIA	226	108	20	1	7	2	88
SEA OF JAPAN	5	4	1	0	0	0	0
SINGAPORE	4	1	2	0	0	1	0
SLOVAKIA	1	1	0	0	0	0	0
SOMALIA	31	2	0	0	1	0	28

Prepared by: Washington Headquarters Services  
 Directorate for Information  
 Operations and Reports

TABLE 9  
 WORLDWIDE U. S. ACTIVE DUTY MILITARY DEATHS  
 BY PLACE OF CASUALTY AND CASUALTY GROUP  
 OCTOBER 1979 THROUGH SEPTEMBER 1996

PLACE OF CASUALTY	TOTAL DEATHS	NON HOSTILE DEATHS				HOSTILE DEATHS	
		ACCIDENT	ILLNESS	HOMICIDE	SELF INFLICTED	PENDING/ UNDETERM	ALL CAUSES
SOUTH ATLANTIC OCEAN	3	2	0	0	1	0	0
SOUTH CHINA SEA	28	26	2	0	0	0	0
SOUTH PACIFIC OCEAN	13	13	0	0	0	0	0
SPAIN	167	126	20	8	10	2	1
SRI LANKA	2	0	1	0	1	0	0
ST. CHRISTOPHER & NEVIS ISLANDS	1	1	0	0	0	0	0
ST. HELENA ISLAND	1	1	0	0	0	0	0
SULU SEA	12	12	0	0	0	0	0
SWITZERLAND	6	5	1	0	0	0	0
THAILAND	24	13	5	2	0	4	0
TUNISIA	1	1	0	0	0	0	0
TURKEY	96	66	16	5	7	2	0
UNITED ARAB EMIRATES	22	17	4	0	0	1	0
UNITED KINGDOM	262	160	59	2	39	2	0
VENEZUELA	1	1	0	0	0	0	0
WESTERN MEDITERRANEAN	38	32	3	1	2	0	0
WESTERN SAMOA	1	1	0	0	0	0	0
YELLOW SEA	2	1	1	0	0	0	0
YUGOSLAVIA	1	0	0	0	0	1	0
ZAIRE	1	0	0	0	1	0	0

Prepared by: Washington Headquarters Services  
 Directorate for Information  
 Operations and Reports

**TABLE 9**  
**WORLDWIDE U. S. ACTIVE DUTY MILITARY DEATHS**  
**BY PLACE OF CASUALTY AND CASUALTY GROUP**  
**OCTOBER 1979 THROUGH SEPTEMBER 1996**

PLACE OF CASUALTY	TOTAL DEATHS	NON HOSTILE DEATHS				HOSTILE DEATHS	
		ACCIDENT	ILLNESS	HOMICIDE	SELF INFLICTED	PENDING/ UNDETERM.	ALL CAUSES
U. S. AND TERRITORIES							
UNITED STATES	23,236	13,525	4,284	1,475	3,563	381	8
AMERICAN SAMOA	7	6	1	0	0	0	0
FED. STATES OF MICRONESIA	2	1	0	0	1	0	0
GUAM	130	80	20	12	13	5	0
MISC. PACIFIC ISLANDS	2	1	1	0	0	0	0
PUERTO RICO	93	45	24	8	11	5	0
U. S. VIRGIN ISLANDS	11	6	2	3	0	0	0
TOTAL DEATHS	30,461	18,163	5,484	1,691	4,066	499	558

Prepared by: Washington Headquarters Services  
 Directorate for Information  
 Operations and Reports

**TABLE 10  
WORLDWIDE U.S. ACTIVE DUTY MILITARY DEATHS  
SELECTED MILITARY OPERATIONS**

MILITARY OPERATION/INCIDENT	CASUALTY TYPE	USA	USN	USAF	USMC	TOTAL
IRANIAN HOSTAGE RESCUE MISSION APRIL 25, 1980	NONHOSTILE	0	0	5	3	8
LEBANON PEACEKEEPING, AUGUST 25, 1982 - FEBRUARY 26, 1984 *	HOSTILE	3	19	0	232	254
	NONHOSTILE	5	2	0	2	9
	TOTAL	8	21	0	234	263
URGENT FURY, GRENADA, 1983	HOSTILE	11	4	0	3	18
	NONHOSTILE	1	0	0	0	1
	TOTAL	12	4	0	3	19
JUST CAUSE, PANAMA, 1989	HOSTILE	18	4	0	1	23
PERSIAN GULF WAR, 1990 - 1991						
DESERT SHIELD	NONHOSTILE	21	36	9	18	84
DESERT STORM	HOSTILE	98	6	20	24	148
	NONHOSTILE	105	14	6	26	151
	TOTAL	203	20	26	50	299
DESERT SHIELD/STORM	TOTAL	224	56	35	68	383
RESTORE HOPE/UNOSOM, SOMALIA, 1992 - 1994	HOSTILE	27	0	0	2	29
	NONHOSTILE	4	0	8	2	14
	TOTAL	31	0	8	4	43
UPHOLD DEMOCRACY, HAITI, 1994 - 1996	NONHOSTILE	3	0	0	1	4

\* PLACE OF CASUALTY, LEBANON

Prepared by: Washington Headquarters Services  
Directorate for Information  
Operations and Reports

## GLOSSARY OF TERMS

- Active Duty.** Full-time duty in active Military Service, regardless of duration or purpose. The term includes active duty for training.
- Active Duty for Training.** A tour of active duty that is used for training members of the reserve components to provide trained units and qualified persons to fill the needs of the Military Services in time of war or national emergency, and such other times as national security requires. The tour of duty is under orders that provide for return to inactive duty status when the period of active duty for training is completed. It includes annual training, special tours of active duty for training, school tours, and the initial tour performed by nonprior Service enlistees.
- Captured or Interned.** Active duty military personnel who have been detained as the result of action of an unfriendly military or paramilitary force in a foreign country.
- Casualty.** Any person who is lost to the organization by reasons of having been declared dead, missing, captured, interned, wounded, injured, or seriously ill.
- Died.** Active duty military personnel lost to their organization by reason of having been declared dead.
- Hostile, Hostile Conditions, or Hostile Actions.** Meets the requirements of a battle casualty. A battle casualty is any casualty incurred in action. "In action" characterizes the casualty status as having been the direct result of hostile action; sustained in combat or relating thereto, or sustained going to or returning from a combat mission, provided that the occurrence was directly related to hostile action. Included are persons killed or wounded mistakenly or accidentally by friendly fire directed at a hostile force or what is thought to be a hostile force. However, injuries due to the elements or self-inflicted wounds and, except in unusual cases, wounds or deaths inflicted by a friendly force while the individual is in an absent-without-leave or dropped from the rolls status, or who is voluntarily absent from a place of duty, are not to be considered as sustained in action and are, thereby, not to be interpreted as battle casualties.
- Missing.** Active duty military personnel who are not present at their duty station due to apparent involuntary reasons and whose location is not known. Excluded are personnel who are in an absent-without-leave or deserter status, or those who have been dropped from the rolls of their Military Service.
- Pending or Undetermined.** Both terms apply to nonhostile casualties. The term "Pending" or "Determination Pending" is used whenever an initial or interim report is issued while awaiting the results of an investigation, toxicological examination, or autopsy, such as, in an apparent self-inflicted death. "Pending" represents a transitory classification. The term "Undetermined" is used whenever the cause and circumstance surrounding a deceased, nonhostile casualty can not be determined. "Undetermined" is considered a final classification describing the manner of death.
- Returned to Military Control (RMC).** Active duty military personnel previously missing, captured, or interned who have been returned to U.S. military authority.