

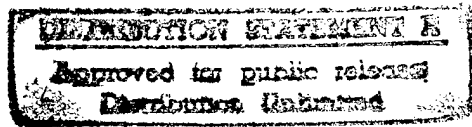
February 1997

DCIEM No. 97-R-04

**REDUNDANT CODING
IN VISUAL SEARCH DISPLAYS:
EFFECTS OF SHAPE AND COLOUR**

THIS QUALITY INSPECTED 4

Ben Bauer
Sharon McFadden



19970402 033

Defence and Civil Institute of Environmental Medicine
1133 Sheppard Avenue West, P.O. Box 2000
North York, Ontario
Canada M3M 3B9

- © HER MAJESTY THE QUEEN IN RIGHT OF CANADA (1997)
as represented by the Minister of National Defence
- © SA MAJESTE LA REINE EN DROIT DU CANADA (1997)
Défense Nationale Canada

DEPARTMENT OF NATIONAL DEFENCE - CANADA

Abstract

Subjects sought a unique target shape in a display of distractor shapes under three colour coding conditions. In the no colour coding condition (**NCC**) all shapes shared the same colour. In the two colour-coded conditions, the target was uniquely and redundantly colour coded with a colour whose CIE xy chromaticity coordinates were linearly separable (**LS**) or were not linearly separable (**NLS**) from the set of distractor chromaticity coordinates. Performance was optimal under **LS** coding, was reduced under **NLS** coding and was least efficient in the **NCC** condition. We discuss the implications of these results for refining colour selection algorithms and for colour coding in situations where the gamut of available colours is limited. In a secondary set of analyses, we note large performance differences as a function of target shape.

Executive Summary

The goal of this paper was to apply a recent finding from colour psychophysics to the issue of colour selection for coding in a complex visual display. D'Zmura (1991) and Bauer, Jolicoeur, and Cowan, (1996) have shown that if a target's chromaticity can be segregated from distractor chromaticities by a linear operator in colour space, then search for that target colour will be easy. Easy search is demonstrated by little or no increase in search times as a function of the number of distractor items in a search display (set-size). If the linear operator fails because the target and distractor chromaticities are collinear, then performance is characterized by a marked increase in search times as a function of set-size. The present paper investigated whether the chromaticity of a target, linearly separable from the chromaticity of its distractors, would aid performance in a visual search task for a redundantly colour coded target shape that was unique in a display.

We compare the results from three conditions. In the no-colour-coded condition, all items in a given display were the same colour (only the target's unique shape designated it as target). In the linearly separable colour-coded condition, the unique target shape was colour coded with a chromaticity that was linearly separable from the chromaticities of the distractor shapes. In the not linearly separable colour-coded condition, the unique target shape was colour coded with a chromaticity that was not linearly separable from the chromaticities of the distractor shapes. The results demonstrate that both colour-coded methods are superior to the no-colour-code method. In addition, linearly separable colour coding resulted in best performance.

We discuss the implications of our results for colour coding symbology in cases where the gamut of available colours is reduced due to practical concerns such as high ambient illumination. We also note that these results apply to refining colour selection algorithms.

In the second part of this report, we explore and document some issues *vis-à-vis* effects of the two different colour sets used and effects of the shapes used as search items. Although this segment of the report is *post hoc*, in the sense that these factors were not the focus of the experiment, the patterns that emerge are worth noting.

Table of Contents

Abstract	i
Executive Summary	ii
Table of Contents	iii
List of Figures	iv
Introduction	1
Part One: Colour Coding	2
Method	5
Results	9
Discussion	12
Part Two: Shape Coding	16
Results and Discussion	16
Conclusion	19
Acknowledgment	20
References	20
Appendix	23

List of Figures

FIGURE 1: Linearly separable **LS** two distractor (left) and three distractor (right) configurations plotted in an arbitrary colour space. Under these conditions, search is relatively easy. The gray line is the linear separator. T =target chromaticity, D_n =Distractor chromaticity.

FIGURE 2: Not linearly separable **NLS** two distractor (left) and three distractor (right) configurations plotted in an arbitrary colour space. Under these conditions, search is relatively difficult. T =target chromaticity, D_n =Distractor chromaticity.

FIGURE 3: A schematic illustration of a set-size 27 display. In this display, the target (double triangle) is present, and all items share the same colour. (Dimensions not to scale, v.a. = visual angle).

FIGURE 4: CIE 1976 UCS representation of the colour sets. Colours at the vertices of each set (odd numbers, see KEY) are **LS** from all other colours. Remaining colours (even numbers) are **NLS** from the other colours. BK= Background.

FIGURE 5: Group performance for target-absent and target-present trials as a function of set-size and linear separability. Reaction time is plotted in the upper panel, error rate in lower the panel.

FIGURE 6: Performance as a function of target, coding, and target status.

Introduction

In Part One of this report, we link a recent finding from colour psychophysics to the issue of how to optimize a set of colours for coding in a complex visual display. We present the results from an experiment that demonstrates the superiority of redundant colour coding of symbology over monochromatic coding which, on its own, is not new. However, we also demonstrate that all redundant colour coding is not equally effective and provide evidence that colour coding according to *linear separability* (see below) can further enhance performance. In Part Two, we investigate performance as a function of target shape. Within the small set of shapes (4) we used, there were dramatic differences in performance as a function of target shape.

Part One: Colour Coding

D'Zmura (1991) and Bauer, Jolicoeur, and Cowan (1996a) have provided convincing demonstrations of the extent to which linear separability of a target chromaticity from distractor chromaticities can affect visual search performance. They demonstrated that when a target chromaticity was linearly separable (**LS**) from distractor chromaticities (see Figure 1) visual search was easy. When a target chromaticity was not linearly separable (**NLS**) from distractor chromaticities, (see Figure 2) search was difficult.

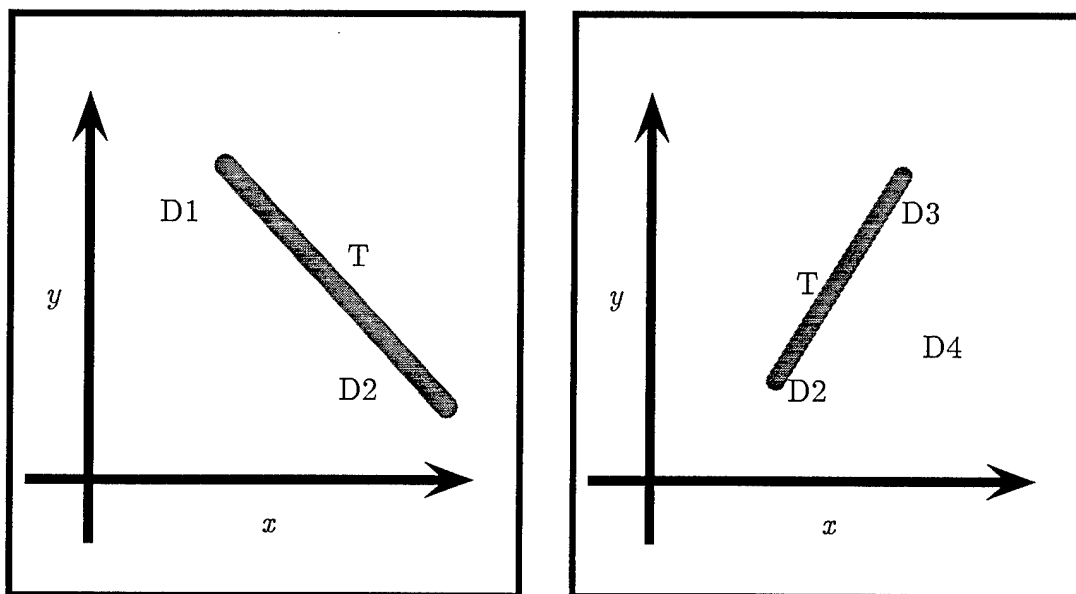


FIGURE 1: Linearly separable **LS** two distractor (left) and three distractor (right) configurations plotted in an arbitrary colour space. Under these conditions, search is relatively easy. The gray line is the linear separator. T=target chromaticity, D_n =Distractor chromaticity.

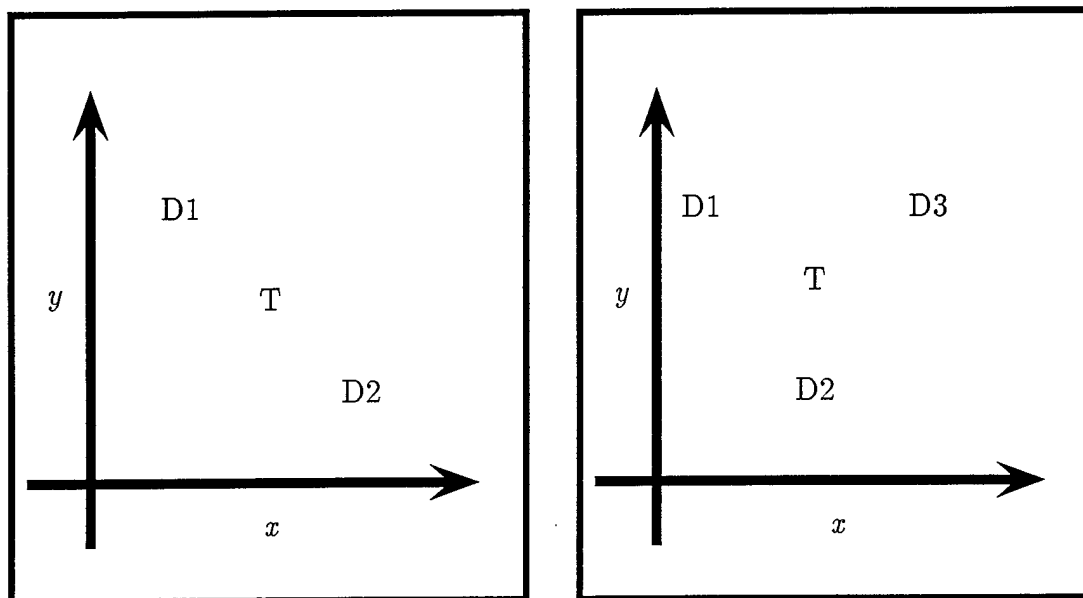


FIGURE 2: Not linearly separable NLS two distractor (left) and three distractor (right) configurations plotted in an arbitrary colour space. Under these conditions, search is relatively difficult. T=target chromaticity, D_n =Distractor chromaticity.

One of the goals of applied colour research is to identify colours that are easily discriminable from each other for the purpose of colour coding information in complex visual displays (Carter & Carter, 1982, 1988; De Corte, 1985, 1988; Silverstein, Lepkowski, Carter & Carter, 1986; Wilson & Crawford, 1989). The objective is to select colours that will facilitate rapid, ideally error-free extraction of pertinent information from these displays within the parameters of monitor gamut, operator limitations, and environmental variables such as high ambient illumination or off-axis viewing. Algorithms based on established colour difference metrics are available to help in the selection of appropriate colours (e.g., Carter & Carter, 1982, 1988; De Corte, 1985, 1988; Silverstein, Lepkowski, Carter & Carter, 1986; Wilson & Crawford, 1989). However, the research reported by D'Zmura (1991) and Bauer et al. (1996a) clearly demonstrates that colour difference magnitudes alone are not sufficient to predict search performance; linear separability is an additional factor with potent effects on search performance. That is, selection of a set of colours based on pairwise discriminability, or maximization of minimum colour differences, is no guarantee of discriminability of a given colour or subset of colours in the presence of additional colours. Furthermore, in the applied setting there may be severe

constraints on desired hue, saturation, and luminance (e.g. low luminance displays for night viewing, or low saturation colours to increase luminance and reduce effects of chromatic aberration [see Murch, 1983]). Also, there is a sharp reduction in range of reproducible colours as ambient illumination falling on the display increases (see Laycock & Viveash, 1982). This means that colour selection may be more a task of optimization rather than maximization. A general principle that serves to guide the selection of effective colours for coding under such constraints would be a useful tool for the display engineer. Linear separability has been shown to exert powerful effects on search performance and the display designer can exploit this finding in identifying colours for coding of symbology.

In their psychophysical experiments, both D'Zmura (1991) and Bauer et al. (1996a) used search items (targets and distractors) that were all coloured discs of identical size. Though such conditions were informative in the investigation of the linear separability phenomenon, this type of display is far removed from applied settings such as those studied by Smith (1962, 1963), Carter (1982), and Carter and Carter (1988). In the applied setting, colour coding is used to facilitate the detection, localization, or discrimination of symbology such as alphanumeric or geometric shapes that may represent information such as system status in process control, landmarks or hazards in electronic charting, or obstacles and other craft (friendly or hostile) in guidance and defence systems. Under these conditions, rapid and accurate integration of signal information is critical. These considerations emphasize the need for optimal colour coding. Because the issue of linear separability in colour research is relatively recent, no experimental data on its effects in applied settings are available.

The present experiment investigates the effectiveness of linearly separable colour coding under conditions that more closely parallel an applied situation, that is, under conditions where the target is a specific shape that may always be differentiated from all other items in a display by its shape alone, and may or may not be differentiated by its colour. Performance with no colour coding (NCC) is compared with performance in conditions where the unique colour of the target is LS or is NLS from the colours of the nontarget items in the visual search display. Because the present experiment includes conditions under which the colour coding is redundant with shape coding, only modest effects of linear separability are expected. This

is because the task can be performed using shape information alone, and this imposes a practical ceiling on the magnitude of linear separability effects. Previously, redundant colour coding has been shown to improve visual search performance for a variety of tasks and stimulus types (see Backs & Walrath, 1992; Brown, 1991; Christ, 1975; Jubis, 1990; Kopala, 1979, Luder & Barber, 1984; Walrath & Backs, 1989). The present experiment was designed to investigate whether LS coding improves performance over NLS coding and how both these colour coding methods perform with respect to no colour coding at all.

Method

Subjects

Subjects were the two authors, other researchers at the Defence and Civil Institute of Environmental Medicine, and civilians. A total of seven subjects (age range 19-49) participated. All but one scored in the normal range on the Farnsworth-Munsell 100 hues test. The low scoring subject produced random errors suggesting no systematic colour deficiency and was therefore not excluded.

Apparatus

The experiment was performed on a Macintosh Quadra 800 computer with a RasterOps Paintboard Li driving a RasterOps 20 inch colour monitor (model 2075RO) using software that accessed each colour gun with 8 bits of resolution. Responses were collected via the computer keyboard. Chromaticity and luminance values were measured using a Minolta CS-100 Chromameter.

Stimuli

Stimuli were displays containing the geometric symbols: ● ■ ▲ ▼. These symbols were drawn approximately equal in area (about 1.2° square visual angle) because colour discriminability is known to vary with area (Carter, 1989). The symbols were presented at a luminance of 18.0 cd/m^2 . At all times during the experiment, the screen background was maintained at 18.0 cd/m^2 with CIE 1931 chromaticity of ($x=.335, y=.318$). Details regarding the acquisition of the DAC values for the desired colours can be found elsewhere (Bauer et al. , 1996a).

Displays: The symbols were presented in the cells of an imaginary 6×6 grid with small positional offsets (± 3 pixels) selected at random for each item displayed. The array of items subtended about $15^\circ \times 15^\circ$ on the screen which subtended about $45^\circ \times 45^\circ$. A schematic illustration of a set-size 27 display is presented in Figure 3.

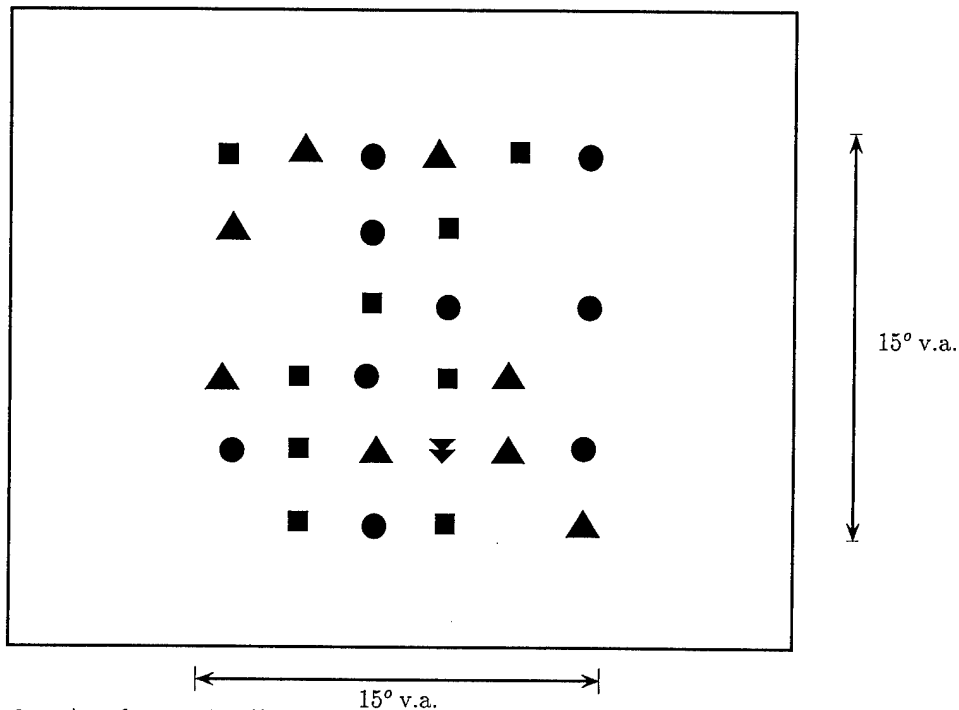


FIGURE 3: A schematic illustration of a set-size 27 display. In this display, the target (double triangle) is present, and all items share the same colour. (Dimensions not to scale, v.a. = visual angle).

The target shape never appeared in any of the extreme corner cells of the imaginary grid and occurred equally often in each quadrant of the grid within a block of 24 trials. To create set-sizes of 9, 18, or 27 items, sufficient numbers of distractor items appeared in random cells within the grid at any location that was not occupied by the target if present. Target presence or absence and quadrant of the target were randomized such that no value on either of these dimensions was constant over more than 4 consecutive trials. The same set-size did not appear in more than 3 consecutive trials. On a given trial, distractor shapes were selected at random without replacement from the set of 3 non-target shapes until the set of 3 was exhausted. The set of 3 non-target shapes was then re-introduced, and re-sampled, and so on, until all required distractor positions were filled. This method was used

to ensure that no distractor symbol would be systematically under-represented. For target-absent trials, this algorithm resulted in equal numbers of the 3 distractor shapes. For target-present trials, one of the shapes was under-represented by one. On the colour coded trials (NLS and LS conditions), the allotment of the non-target colours to the distractors was accomplished using a selection algorithm similar to that described above for selection of non-target shapes. This resulted in approximately equal numbers of each of the distractor colours in the colour coded displays.

Colours: The two colour sets used are illustrated in Figure 4. CIE 1976 UCS and CIE 1931 (x,y) coordinates of these colours are tabled in Appendix A.

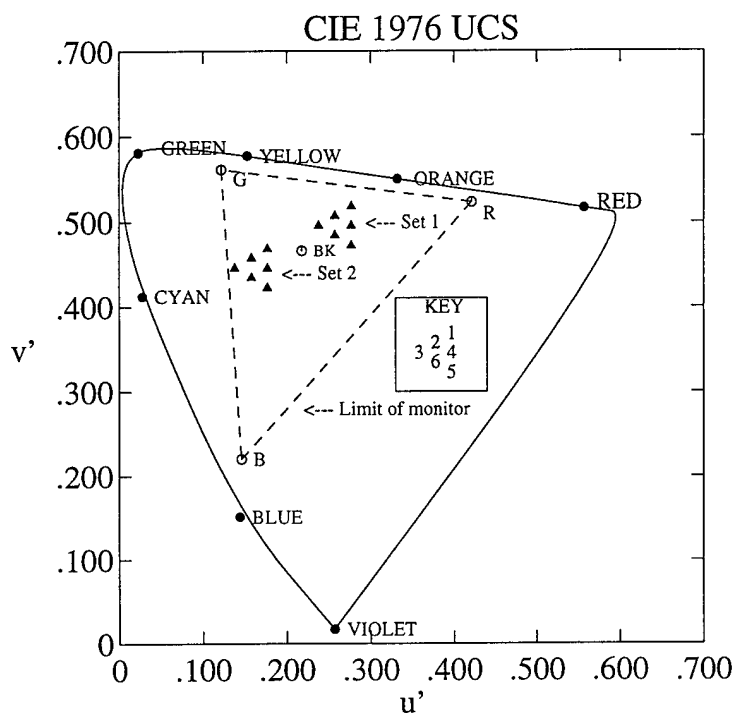


FIGURE 4: CIE 1976 UCS representation of the colour sets. Colours at the vertices of each set (odd numbers, see KEY) are LS from all other colours. Remaining colours (even numbers) are NLS from the other colours. BK= Background.

Colours in both sets were spaced by a minimum of about $30 \Delta E_{uv}^*$ units. Carter (1989) states that $20 \Delta E_{uv}^*$ units is sufficient for easy discrimination of colours

in visual search. Therefore, the nearest colours in either set were at least a few JNDs apart and perhaps at or near the critical colour difference (Nagy & Sanchez, 1990) beyond which no increase in colour difference would significantly improve performance. A set of colours similar to set 1 has previously been shown to have acceptable characteristics for this type of research (Bauer et al. , unpublished). The background colour was $47 \Delta E_{uv}^*$ units away from the nearest colour in either set.

Task

Subjects were asked to signal the presence or absence of a single prespecified target symbol by pressing the "m" or "c" key respectively, on the Macintosh keyboard. Each display contained 9, 18, or 27 symbols. The target symbol was held constant within a block of trials and was presented with a 50% probability on a given trial. On some blocks of trials, the target shape was uniquely colour coded (with a LS or a NLS target colour) and this colour was made known to the subject before each block of trials. On other blocks of trials, all items in a display shared the same colour, i.e., there was no colour coding (NCC). Subjects were told to respond as quickly as possible while keeping errors to a minimum. Feedback was provided on the screen after each trial with a '+' or a '-' signifying a correct or incorrect response respectively.

Procedure

Subjects first signed an informed consent form and then were tested on the Farnsworth-Munsell 100 Hues test. Prior to the visual search trials, subjects adapted to the dim illumination in the room that was provided by 2 overhead incandescent bulbs. Each subject completed 8 runs (a total of 5760 trials) with 2 runs per testing session. Data collection for each subject was spaced over several days.

No colour coding trials (NCC): Four of the 8 runs were not colour coded. Each run consisted of 720 trials. A run consists of 24 blocks of 30 trials (6 practice, 24 test) and over a run there was a complete crossing of the six colours within a set and the four possible target shapes. Within each block, the target shape was held constant and a single colour was used for all shapes. Each subject completed two runs with each of the two colour sets.

Colour coded trials (NLS/LS): Four of the 8 runs were composed of trials in which

the target symbol was uniquely and redundantly colour coded. Each run consisted of 720 trials (again 24 blocks of 30 trials) over which each colour within a set was crossed with each shape as the target shape/colour pairing. The shape/colour pairing was constant within a block, and within a run, only one of the colour sets was sampled. In each run, twelve of the blocks had a **LS** target colour and twelve had a **NLS** target colour, (see, Figure 4). Each subject completed two runs with each of the two colour sets.

The ordering of the 24 blocks within a run was randomized. The 24 test trials within each block consisted of 4 replications of the complete crossing of target status (present/absent) with set-size (9, 18, 27). For a given session of two runs, subjects received one run of **NCC** trials using one of the colour sets, and one run of **NLS/LS** using the other colour set. Subjects were permitted self-paced rest breaks between blocks and runs.

Subjects viewed the displays binocularly from a seated position at a distance of about 60 cm. No head restraint device was used and the monitor was placed such that the center of the screen was at eye-height.

Analysis

The primary focus of this experiment was to determine whether performance with **LS** target colours was superior to performance with **NLS** target colours and how performance in these two conditions compared with that in the **NCC** condition. The dependent measures of performance were, reaction time (RT) and error rate, and secondly, search rate expressed as milliseconds per item. Prior to statistical analyses, raw reaction times were collapsed over colour set, target shape, target colour within **LS** and **NLS** conditions, and replication, then screened for outliers using the modified recursive outlier procedure with moving criterion as described in Van Selst and Jolicœur(1994). This procedure eliminated less than 2.5% of the data.

Results

Prior to the main analysis of variance (ANOVA), the RT data from the **NCC** condition were analysed under a model that included target status (present/absent), set-size (9, 18, 27), and linear separability as within subjects factors. Obviously, the

linear separability factor does not directly apply to the NCC condition because all items within a display were the same colour. However this initial analysis was performed to verify that there was no differential performance advantage in the NCC condition for the colours that were used as LS or NLS in the colour coded trials. This analysis did not indicate a main effect or any interactions involving the linear separability factor. The only effect that approached significance was a 13 ms advantage of NLS over LS coded trials ($F(1, 6) = 1.72, p < .238$), which is small and in the wrong direction to impact on the interpretation of the results from colour coded trials.

There were three factors for the primary RT ANOVA: Coding (LS colour coding, NLS colour coding, no colour coding NCC), target status (present/absent) and set-size (9, 18, 27). The main effect of coding was significant, $F(2, 12) = 37.20, p < .001$, with overall performance ranked as follows: LS 783 ms, NLS 854 ms, NCC 941 ms. Target-present responses (663 ms) were faster than target-absent responses (1055 ms), $F(1, 6) = 63.00, p < .001$. There was also a main effect of set-size, $F(2, 12) = 88.28, p < .001$, with reaction time increasing monotonically as a function of set-size, with significant linear, $F(1, 6) = 89.38, p < .001$, and quadratic trends, $F(1, 6) = 40.39, p < .001$. The interaction of coding with target status was significant, $F(2, 12) = 13.69, p < .001$, as was the interaction between coding and set-size, $F(4, 24) = 8.41, p < .001$. The form of both of these interactions can be described as a reduction in the effects of presence/absence in the former and increasing numbers of distractors in the latter in going from NCC to NLS to LS. There was also an interaction of target status with set-size $F(2, 12) = 47.48, p < .001$. Finally, the three-way interaction of coding, target status, and set-size was also significant, $F(4, 24) = 3.57, p < .021$. This interaction is illustrated in Figure 5. From this plot, it is apparent that for both target-absent and target-present trials, the greatest benefit is conveyed by LS coding, followed by NLS coding with NCC resulting in the slowest search times.

Error rates were generally low (3%–5% on average). Nothing in the error rates suggest modification of the interpretation of the RT results. Of note is that the overall error rate was lowest in the LS condition (3.1%) and higher in the NLS and NCC conditions (4.3% and 3.9%, respectively, $F(2, 12) = 4.87, p < .030$). Error rates are plotted in the lower panel of Figure 5.

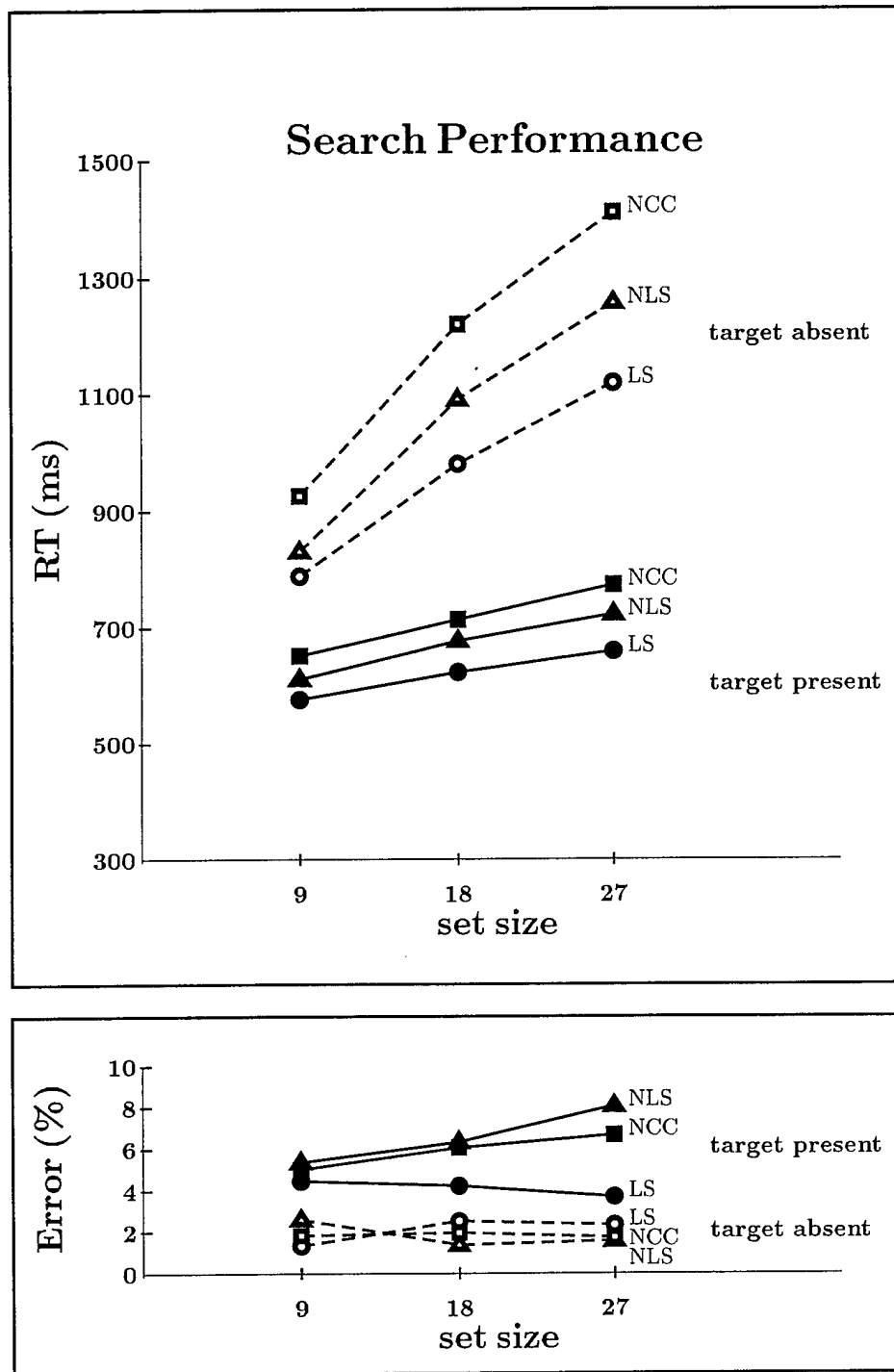


FIGURE 5: Group performance for target-absent and target-present trials as a function of set-size and linear separability. Reaction time is plotted in the upper panel, error rate in lower the panel.

There are several critical comparisons that address the focus of this experiment. It is

noteworthy that the redundant colour coding (irrespective of linear separability) had a dramatic impact on performance. Inspection of Figure 5 reveals that for target-present trials, there was about 90 ms advantage for **LS** coding and about 40 ms advantage for **NLS** coding over **NCC**. The slopes of these three functions are quite similar suggesting no search rate advantage (in terms of increasing time cost per item). However, recall that these target shapes were redundantly colour coded and therefore relatively easy to detect. In fact, for target-present trials, there is little increase in RT as a function of set-size even in the **NCC** condition supporting the claim that detection of a shape target was quite easy. The picture is quite different for target-absent trials. For the smallest set-size, **LS** search times were 140 ms faster and **NLS** search times were 96 ms faster when compared to **NCC** search times. Furthermore, the estimated search rate (from linear fits) is 18 ms/item for **LS** coding, 23 ms/item for **NLS** coding, and 27 ms/item for **NCC** and this difference in slopes is significant, $F(1, 6) = 26.47, p < .002$. In terms of search performance for the largest set-size, this results in a savings of about .22 seconds per search by going from **NCC** to **LS** coding.

Discussion

For a given display, **LS** coding can result in faster detection of a target, or a faster decision of its absence. While it is difficult to extrapolate from the present conditions, it seems likely that the effects of linear separability would become more pronounced under more challenging conditions (e.g. larger set-sizes, less discriminable symbology, or divided attention tasks such as those in air traffic control) perhaps even for target-present trials which under the experimental conditions here yielded only modest performance gains. Walrath and Backs (1989) found that search performance with colour coded symbology was relatively unaffected by time-stress which was manipulated using a deadline procedure whereas monochrome displays showed a large effect of time-stress. This was true for both locating and counting tasks and demonstrates that under difficult situations, the relative benefit of effective colour coding is amplified.

One issue that has not been addressed here is the relationship between linear separability and heterogeneity of displays. Consider a configuration of colours

in which the **NLS** target falls between two distractor colours (see, Fig 2 left). Both D'Zmura (1991), and Bauer et al. (1996a) demonstrated that this type of configuration can result in very difficult search compared with a configuration where the target is **LS** from the distractors (see, Fig 2 left). Note also, that in going from the **NLS** to the **LS** configuration, both target-distractor and distractor-distractor differences have changed. The model of visual search proposed by Duncan and Humphreys (1989) states that search performance is a function of these two differences: performance improves with increasing target-distractor differences and decreasing distractor-distractor differences. It is easy to imagine why the former is true, but the reason for the latter may not be immediately obvious. When distractors are highly similar or uniform, Duncan and Humphreys (1989) assume that search performance improves because the distractors can be grouped and rejected as a group rather than individually. D'Zmura (1991) argued against this counter-explanation of his results, and Bauer et al. (1996a) demonstrated that a relatively small change in distractor-distractor difference, paired with a change from a **LS** to a **NLS** configuration, had a dramatic effect on search performance. However, the distractor-distractor difference explanation was still consistent with this performance change. Bauer et al. (1996b) provided a demonstration of the effects of linear separability with distractor-distractor heterogeneity held constant and thus we have more confidence that the results in the present experiment are primarily driven by linear separability despite the confounding of target-distractor and distractor-distractor differences with linear separability in our colour configurations.

Whether one wishes to subscribe to the linear separability claim, or to the claims of Duncan and Humphreys (1989) does not matter with respect to the performance benefits obtained from **LS** coding versus **NLS** coding or **NCC**. In either case, the present findings point to a short-coming in many current algorithmic colour selection routines. Just because a set of colours has been chosen according to a criterion of maximized minimum colour difference does not mean that all colours selected will perform equivalently as targets and distractors. That much is clear from the present results. A few comments regarding linear separability, colour choice, and coding are in order. First, if there is an adequate number of highly discriminable colours available for coding, then issues of linear separability are not crucial because the effect of **NLS** diminishes as colours become more distant (see, Bauer et al. , 1996a for an investigation of the boundary conditions of linear separability). For example,

a saturated yellow target will be easy to detect in a display of saturated green and red distractors, despite the fact that such a target may be NLS from the distractors. However, if all three colours are highly desaturated due to high ambient illumination flooding the display, the same target may become difficult to detect whereas a LS target would be far easier to detect. The restriction of monitor gamut as a function of ambient illumination is well documented (Laycock & Viveash, 1982).

Second, in the present experiment two colour sets were used. The effects of LS have been demonstrated in many colour space loci (D'Zmura, 1991; Bauer et al. , 1996a, 1996b) so we expect that the pattern of results found here will generalize to most or all of colour space. Despite the ubiquitousness of the effects of LS it is important to remember that there are significant cognitive/semantic associations to some colours such as the association between red and "stop/danger" or blue and "cold". The person charged with colour selection must not ignore these issues. There is yet another issue. For the primary analyses in the present experiment, data were collapsed over colour-set. Colour set 1 contained colours that might be described as pale orange, peach, etc., and set 2 contained colours from the cyan or bluish-green region of colour space. An analysis including this factor (discussed in more detail in Part 2), revealed that on average, responses to set 1 were approximately 80 ms faster than responses to set 2. This finding could have two potential causes. First, it is known that CIE UCS is neither isotropic nor uniform in a perceptual sense (see, Mahy, VanEycken, & Oosterlinck, 1994) so performance differences across these two colour sets could be a function of this variability. Second, it is also known that response latencies to stimuli predominantly subserved by the short-wave-length sensitive systems (blue in appearance) are longer than for those subserved by the medium- and long-wave-length sensitive systems (Mollon, 1982). The colours in set 2 of the present experiment were desaturated, so the contribution of this "temporal tritanopia" is uncertain. Finally, the present and previous results were obtained in displays containing either zero or one instance of the target colour. Whether the issue of linear separability is applicable for multiple instances of a target colour for purposes of display filtering (only search a specific coloured subset of display items for a target) or grouping (monitoring all of a given coloured items), has not been explored and merits investigation. In some applications, the task is based on a subject's ability to count members of a certain class of display item (e.g., Van Orden, Divita, & Shim, 1993) while temporarily rejecting non-members. The

benefits of **LS** coding under this type of task are not known at this time. However, for tasks requiring quick responses to the presence or especially absence of a target colour/shape item, **LS** colour coding has demonstrated benefits.

In Part 1, we sought to answer the specific question of whether **LS** colour coding provides an advantage in search performance over **NLS** and **NCC** conditions. The results clearly demonstrate such an advantage. In Part 2, we explore the data with respect to the effects of the specific target shape and to a lesser extent, the colour set. Because we had no *a priori* theoretical reason for selecting the particular shapes and specific colours, the analyses at this level are principally for descriptive purposes.

Part Two: Shape Coding

The four shapes used in the present experiment were chosen with the expectation that they would be easy to discriminate. An analysis of the search data including the factor "target-shape" revealed some interesting results that are examined below. Recall that the target (when present) was redundantly colour coded and was one of four shapes (one instance of the target shape plus multiple instances of three remaining distractor shapes) on the screen. This means that performance in processing a target is also a function of the distractor items. Whereas effects will be discussed below in terms of the target shape, we acknowledge that the issue of target-distractor and distractor-distractor interactions is complex (see Duncan & Humphreys, 1989).

Results and Discussion

The ANOVA model for this analysis was the same as that for the colour coding analysis above with the additional factor of target shape and colour set. This results in a 5 level, completely crossed, within subjects design. Correct responses were screened for outliers as in Part One, resulting in the deletion of 2.3% of the trial data. Because many of the results of this secondary ANOVA are similar to those reported above, we focus primarily on the results pertinent to the shape variable including some discussion of the effects of colour-set.

Recall that two colour sets were used (see, Figure 4). The main effect of colour set was significant, $F(1, 6) = 47.48$, $p < .001$, with set 1 resulting in faster responses than set 2, (824 ms vs. 907 ms, respectively). There was also a marginal interaction of shape with colour set, $F(3, 18) = 2.91$, $p < .063$. The form of this interaction was that the magnitude of the colour-set effect increased with the base reaction time for that shape; shapes with longer RT show more slowing from set 1 to set 2. There was an interaction of colour set, shape, and target status, $F(3, 18) = 3.25$, $p < .046$, and a 4-way interaction of coding with colour set, shape and target status, $F(6, 36) = 2.71$, $p < .028$. This latter interaction is illustrated in Figure 6.

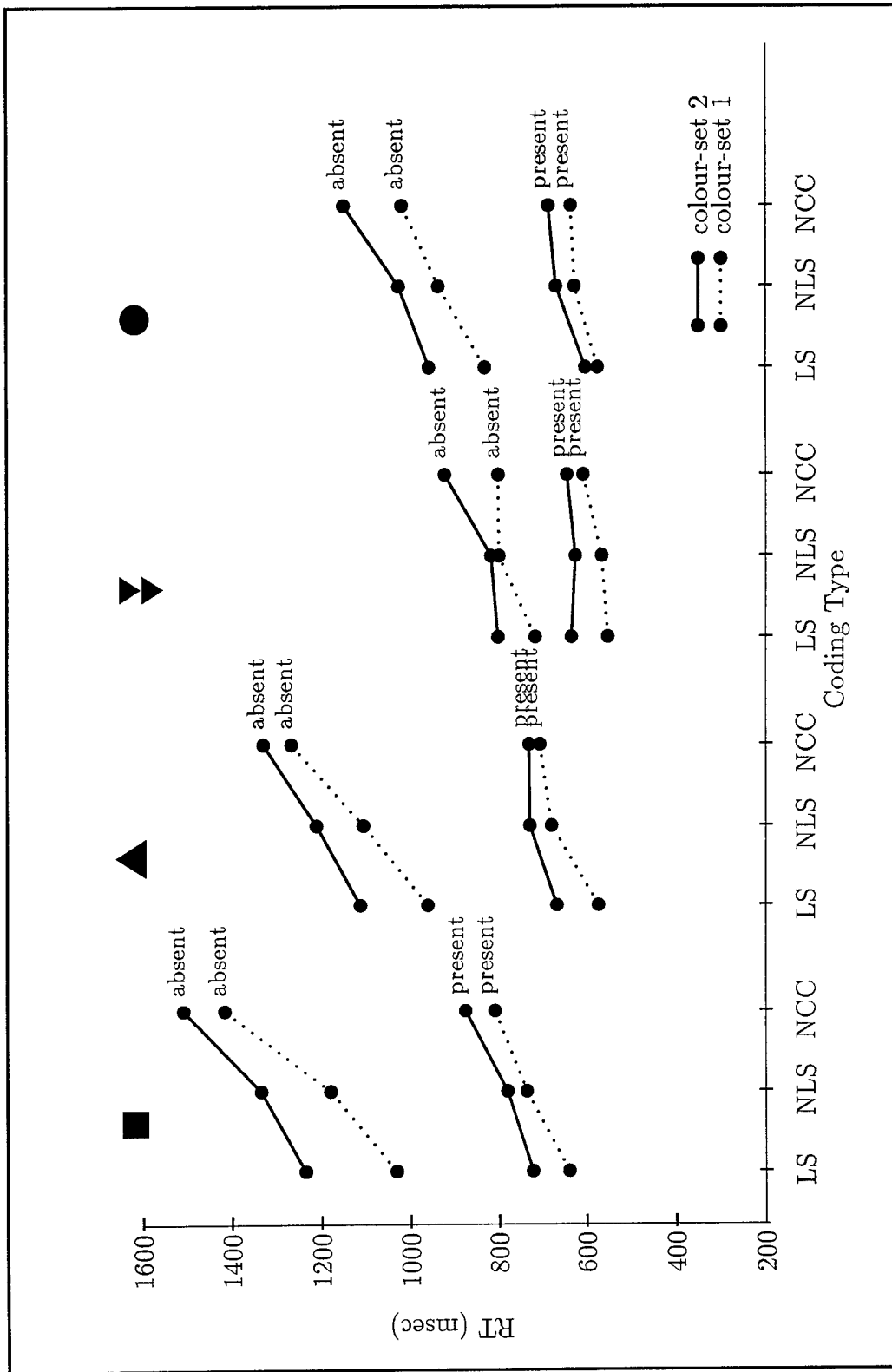


FIGURE 6: Performance as a function of target, coding, and target status. (see text)

One way to interpret this plot is to consider the slope of each line to reflect the benefit of **LS** coding over **NLS** coding, and both over **NCC**. A steep upward slope indicates a pronounced loss in processing efficiency from **LS** to **NLS** to **NCC**. The magnitude of this benefit increases as the base RT increases; the most difficult target (the square) shows the most decrement in going away from **LS** coding. Note also that the absent trials benefit substantially from **LS** coding in all cases.

Colour-set also interacted with target status, with a larger difference between “absent” and “present” responses for colour-set 2, $F(1, 6) = 7.19, p < .036$. The colour-set by set-size interaction was reliable, $F(2, 12) = 26.00, p < .001$ suggesting at a gross level, that the effect of increasing the number of items in the display was more pronounced for colour-set 2, though this effect is small. The means for this comparison are tabled below.

Table 1: RT (ms) and error rate (%) by set-size and colour-set

set-size	colour-set 1	colour-set 2
	RT (error)	RT (error)
9	696 (3.4)	760 (3.4)
18	835 (3.7)	926 (3.9)
27	943 (3.9)	1037 (4.1)

Possible reasons for better performance with colour-set 1 were presented in the discussion at the end of Part 1.

With respect to the impact of target shape, inspection of Figure 6 reveals large effects. The most difficult target to detect was the square. This is indicated by the steep incline across coding type, and long overall latency for this shape. By comparison, the double triangle was processed rapidly, and shows almost no effect of coding type. Another way to look at the performance differences over the four shapes is to look at RT as a function of shape, set-size and target status. This illustrates how search rate is influenced by the target shape. These means are given in Table 2 along with search rates in ms/item. The three-way interaction of these variables was reliable, $F(6, 36) = 17.93, p < .001$.

Table 2: RT (ms) by set-size, target status, and target shape

Target Status	Set-size	■	▲	▼	●
absent	9	948	888	708	832
absent	18	1316	1197	831	991
absent	27	1586	1405	891	1135
slope (ms/item)		35.4	28.7	10.2	16.8
present	9	675	618	563	588
present	18	772	689	618	629
present	27	835	739	637	684
slope (ms/item)		8.9	6.7	4.1	5.3

From this table it is evident that search rate is highly influenced by target shape. Note the large difference between the search rate for the square and the double-triangle. For target-absent trials, search for the square occurs at approximately one third the speed of search for the double triangle. For target-present trials, the difference is about a factor of one half. One might conjecture that the two concavities or the large number of vertices permitted this item to differentiate itself in the displays. Unfortunately such proposals are quite *post hoc* and research investigating the stimulus features that facilitate rapid detection and location is indicated.

Conclusion

The experiment documented in this report demonstrates improvements in search performance with redundantly colour-coded symbology over a non-colour coded condition. Furthermore, linearly separable colour coding of the targets was beneficial in reducing search times. This result was obtained with two different colour sets. In addition, *post hoc* analysis of the results indicated large effects of target shape, and these effects were explored and documented. Further investigations of the critical properties of shapes that enhance discrimination are required, but we note that often the symbol set is fixed in an application, whereas the colour coding scheme can vary and the present research suggests a criterion for enhancing the colour scheme.

Acknowledgement

The authors thank Dr. Joe Baranski and David Beevis for comments on an earlier draft of this manuscript.

References

- Backs, R.W., and Walrath, L.C. (1992). Eye movements and pupillary response indices of mental workload during visual search of symbolic displays. *Applied Ergonomics*, 23, 243–254.
- Bauer, B., Jolicoeur, P., and Cowan, W.B. (1996a). Visual search for colour targets that are or are not linearly separable from distractors. *Vision Research*, 36, 1439–1465.
- Bauer, B., Jolicoeur, P., and Cowan, W.B. (1996b). Distractor heterogeneity versus linear separability in visual search for colour targets. *Perception*, 25, 1281–1294.
- Bauer, B., Jolicoeur, P., and Cowan, W.B. (unpublished) A test of the convex hull hypothesis in visual search for colour targets. *Ms in preparation*
- Brown, T.J. (1991). Visual display highlighting and information extraction. in *Proceedings of the Human Factors Society 35th Annual Meeting*, 1427–1431.
- Carter, R. (1982). Visual search with color. *Journal of Experimental Psychology: Human Perception and Performance*, 8, 127–136.
- Carter, R.C. (1989). Calculate (don't guess) the effect of symbol size on usefulness of color. in *Proceedings of the Human Factors Society 33rd Annual Meeting*, Santa Monica, CA: Human Factors Society, 1368–1372.
- Carter, R.C., and Carter, E.C. (1982). High-contrast sets of colours. *Applied Optics*, 21, 2936–2939.
- Carter, R.C., and Carter, E.C. (1988). Color coding for rapid location of small symbols. *Color Research and Application*, 13, 226–234.
- Christ, R.E. (1975). Review and analysis of color coding research for visual displays. *Human Factors*, 17, 542–570.

- De Corte, W. (1985). High contrast sets of colours for colour CRTs under various conditions of illumination. *Displays*, 6, 95-100.
- De Corte, W. (1988). Finding appropriate colors for color displays. *Color Research and Application*, 11, 56-61.
- Duncan, J., and Humphreys, G.W. (1989). Visual search and stimulus similarity. *Psychological Review*, 96, 433-458.
- D'Zmura, M. (1991). Color in visual search. *Vision Research*, 31, 951-966.
- Jubis, R.M. (1990). Coding effects on performance in a process control task with uniparameter and multiparameter displays. *Human Factors*, 32, 287-297.
- Kopala, C.J. (1979). The use of color-coded symbols in a highly dense situation display. in *Proceedings of the Human Factors Society 23rd Annual Meeting*, 397-401.
- Laycock, J., and Viveash, J.P. (1982). Calculating the perceptibility of monochrome and colour displays viewed under various illumination conditions. *Displays*, 3, 89-99.
- Luder, C.B., and Barber, P.J. (1984). Redundant color coding on airborne CRT displays. *Human Factors*, 26, 19-32.
- Mahy, M., VanEycken, L., and Oosterlinck, A. (1994). Evaluation of uniform color spaces developed after the adoption of CIELAB and CIELUV. *Color Research and Application*, 19, 105-121.
- Mollon, J.D. (1982). A taxonomy of tritanopias. *Documenta Ophthalmologica Proceedings Series*, 33, 87-101.
- Murch, G.M. (1983). Visual accommodation and convergence to multichromatic visual-display terminals. *Proceedings of the Society for Information Display Digest*, 24, 67-71.
- Nagy, A.L., and Sanchez, R.R. (1990). Critical color differences determined with a visual search task. *Journal of the Optical Society of America A*, 7, 1209-1217.
- Silverstein, L.D., Lepkowski, J.S., Carter, R.C., and Carter, E.C. (1986). Modeling of display color parameters and algorithmic color selection. *Proceedings of the SPIE- The International Society for Optical Engineering*, 624, 26-35.

- Smith, S.L. (1962). Color coding and visual search. *Journal of Experimental Psychology*, 64, 434-440.
- Smith, S.L. (1963). Color coding and visual separability in information displays. *Journal of Applied Psychology*, 47, 358-364.
- Van Orden, K.F., Divita, J., and Shim, M.J. (1993). Redundant use of luminance and flashing with shape and color as highlighting codes in symbolic displays. *Human Factors*, 35, 195-204.
- Van Selst, M., and Jolicoeur, P. (1994). A solution to the effect of sample size on outlier elimination. *Quarterly Journal of Experimental Psychology*, 47A, 631-650.
- Walrath, L.C, and Backs, R.W. (1989). Time stress interacts with coding, density, and search type in visual display search. in *Proceedings of the Human Factors Society 33rd Annual Meeting*, 1496-1500.
- Wilson, D.L., and Crawford, R.C. (1989). Color contrast requirements for legibility of color symbology displayed against color backgrounds. in *Proceedings of the Human Factors Society 33rd Annual Meeting*, 1373-1377.

Appendix A

CIE 1976 UCS and CIE 1931 (x,y) chromaticities of
the colours used.

set-colour	u'	v'	x	y
Set 1				
1-1	.277	.519	.465	.388
1-2	.258	.508	.428	.375
1-3	.238	.496	.390	.361
1-4	.277	.496	.435	.347
1-5	.277	.473	.409	.311
1-6	.258	.485	.401	.335
Set 2				
2-1	.177	.469	.287	.338
2-2	.158	.458	.253	.326
2-3	.138	.446	.218	.313
2-4	.177	.446	.269	.301
2-5	.177	.423	.253	.269
2-6	.158	.435	.238	.291
Background	.218	.466	.335	.318

Unclassified

SECURITY CLASSIFICATION OF FORM
(Highest classification of Title, Abstract, Keywords)

DOCUMENT CONTROL DATA

(Security classification of title, body of abstract and indexing annotation must be entered when the overall document is classified)

1. ORIGINATOR (the name and address of the organization preparing the document. Organizations for whom the document was prepared, e.g., Establishment sponsoring a contractor's report, or tasking agency, are entered in section 12.)
Defence and Civil Institute of Environmental Medicine
1133 Sheppard Ave. W., P.O. Box 2000, North York, Ont. M3M 3B9

2. DOCUMENT SECURITY CLASSIFICATION
(overall security classification of the document including special warning terms if applicable.)
Unclassified/Unlimited

3. DOCUMENT TITLE (the complete document title as indicated on the title page. Its classification should be indicated by the appropriate abbreviation (S,C,R or U) in parentheses after the title.)
Redundant Coding in Visual Search Displays: Effects of Shape and Colour (U)

4. DESCRIPTIVE NOTES (the category of the document, e.g., technical report, technical note or memorandum. If appropriate, enter the type of report, e.g. interim, progress, summary, annual or final. Give the inclusive dates when a specific reporting period is covered.)
Technical report

5. AUTHOR(S) (Last name, first name, middle initial. If military, show rank, e.g., Burns, Maj. Frank E.)
Bauer, Ben and McFadden, Sharon

6. DOCUMENT DATE (month and year of publication of document)
February 1997

7.a. NO. OF PAGES (total containing information. Include Annexes, Appendices, etc.)
28

7.b. NO. OF REFS. (total cited in document)
29

8.a. PROJECT OR GRANT NO. (if appropriate, the applicable research and development project or grant number under which the document was written. Please specify whether project or grant)

8.b. CONTRACT NO. (if appropriate, the applicable number under which the document was written)

9.a. ORIGINATOR'S DOCUMENT NUMBER (the official document number by which the document is identified by the originating activity. This number must be unique to this document.)
DCIEM No. 97-R-04

9.b. OTHER DOCUMENT NO.(S) (any other numbers which may be assigned this document either by the originator or by the sponsor.)

10. DOCUMENT AVAILABILITY (any limitation on further dissemination of the document, other than those imposed by security classification)

- | | |
|-------------------------------------|---|
| <input checked="" type="checkbox"/> | Unlimited distribution |
| <input type="checkbox"/> | Distribution limited to defence departments and defence contractors; further distribution only as approved |
| <input type="checkbox"/> | Distribution limited to defence departments and Canadian defence contractors; further distribution only as approved |
| <input type="checkbox"/> | Distribution limited to government departments and agencies; further distribution only as approved |
| <input type="checkbox"/> | Distribution limited to defence departments; further distribution only as approved |
| <input type="checkbox"/> | Other |

11. ANNOUNCEMENT AVAILABILITY (any limitation to the bibliographic announcement of this document. This will normally correspond to the Document Availability (10.) However, where further distribution (beyond the audience specified in 10) is possible, a wider announcement audience may be selected.)
Unlimited

12. SPONSORING ACTIVITY (the name of the department project office or laboratory sponsoring the research and development. Include the address.)

Unclassified

SECURITY CLASSIFICATION OF FORM
(Highest classification of Title, Abstract, Keywords)

13. ABSTRACT (a brief and factual summary of the document. It may also appear elsewhere in the body of the document itself. It is highly desirable that the abstract of classified documents be unclassified. Each paragraph of the abstract shall begin with an indication of the security classification of the information in the paragraph (unless the document itself is unclassified) represented as (S), (C), (R), or (U). It is not necessary to include here abstracts in both official languages unless the text is bilingual).

Subjects sought a unique target shape in a display of distractor shapes under three colour coding conditions. In the no colour coding condition (NCC) all shapes shared the same colour. In the two colour-coded conditions, the target was uniquely and redundantly colour coded with a colour whose CIE x,y chromaticity coordinates were linearly separable (LS) or were not linearly separable (NLS) from the set of distractor chromaticity coordinates. Performance was optimal under LS coding, was reduced under NLS coding and was least efficient in the NCC condition. We discuss the implications of these results for refining colour selection algorithms and for colour coding in situations where the gamut of available colours is limited. In a secondary set of analyses, we note large performance differences as a function of target shape.

14. KEYWORDS, DESCRIPTORS or IDENTIFIERS (technically meaningful terms or short phrases that characterize a document and could be helpful in cataloguing the document. They should be selected so that no security classification is required. Identifiers, such as equipment model designation, trade name, military project code name, geographic location may also be included. If possible, keywords should be selected from a published thesaurus, e.g. Thesaurus of Engineering and Scientific Terms (TEST) and the thesaurus identified. If it is not possible to select indexing terms which are Unclassified, the classification of each should be indicated as with the title.)

colour coding
shape coding
colour discrimination
linear separability
visual search