


REPORT DOCUMENTATION PAGE			Form Approved OMB No. 0704-018	
Public reporting burden for this collection of information is estimated to average 1 hour per response, including the time for reviewing instructions, searching existing data sources, gathering and maintaining the data needed, and completing and reviewing the collection of information. Send comments regarding this burden estimate or any other aspect of this collection information, including suggestions for reducing this burden, to Washington Headquarters Services, Directorate for Information and Reports, 1215 Jefferson Davis Highway, Suite 1204, Arlington, VA 22202-4302, and to the Office of Management and Budget, Paperwork Reduction Project (0704-0188), Washington, DC 20503.				
1. AGENCY USE ONLY (Leave blank)		2. REPORT DATE March 1997		3. REPORT TYPE AND DATES COVERED
4. TITLE AND SUBTITLE Advanced Fuel Hydrocarbon Remediation National Test Location - Biopile Remediation			5. FUNDING NUMBERS	
6. AUTHOR(S)  Jeff Heath and Ernie Lory				
7. PERFORMING ORGANIZATION NAME(S) AND ADDRESS(S) Naval Facilities Engineering Service Center Port Hueneme, CA 93043-4370			8. PERFORMING ORGANIZATION REPORT NUMBER  TDS-2018-ENV (Revised)	
9. SPONSORING/MONITORING AGENCY NAME(S) AND ADDRESSES			10. SPONSORING/MONITORING AGENCY REPORT NUMBER	
11. SUPPLEMENTARY NOTES				
12a. DISTRIBUTION/AVAILABILITY STATEMENT  Approved for public release; distribution is unlimited.			12b. DISTRIBUTION CODE	
13. ABSTRACT (Maximum 200 words)  Biopile remediation is an environmental cleanup technology that uses naturally occurring microbes such as bacteria and fungi to destroy organic contaminants in soil. Certain species of bacteria are able to consume organic pollutants as a food source, thus detoxifying the pollutants. Biopile remediation is effective in treating soils contaminated with petroleum hydrocarbons such as gasoline, grease, jet fuels, diesel fuels, and motor oil. The microbes' "appetite" is enhanced by blowing air through the contaminated soil pile to provide oxygen and adding fertilizer to provide additional soil nutrients.				
19970411 018				
14. SUBJECT TERMS Biopile remediation, detoxify, soil pretreatment.			15. NUMBER OF PAGES 2	
			16. PRICE CODE	
17. SECURITY CLASSIFICATION OF REPORT Unclassified	18. SECURITY CLASSIFICATION OF THIS PAGE Unclassified	19. SECURITY CLASSIFICATION OF ABSTRACT Unclassified	20. LIMITATION OF ABSTRACT UL	

# DISCLAIMER NOTICE




THIS DOCUMENT IS BEST QUALITY AVAILABLE. THE COPY FURNISHED TO DTIC CONTAINED A SIGNIFICANT NUMBER OF COLOR PAGES WHICH DO NOT REPRODUCE LEGIBLY ON BLACK AND WHITE MICROFICHE.



# TechData Sheet

Naval Facilities Engineering Service Center  
Port Hueneme, California 93043-4370



TDS-2018-ENV (Revised)

March 1997

## *Advanced Fuel Hydrocarbon Remediation National Test Location Biopile Remediation*

Conducted by:

Naval Facilities Engineering Service Center, Port Hueneme, CA  
and  
ENSR Consulting and Engineering, Camarillo, CA

Biopile remediation is an environmental cleanup technology that uses naturally occurring microbes such as bacteria and fungi to destroy organic contaminants in soil. Certain species of bacteria are able to consume organic pollutants as a food source, thus detoxifying the pollutants.

Biopile remediation is effective in treating soils contaminated with petroleum hydrocarbons such as gasoline, grease, jet fuels, diesel fuels, and motor oil.

Contaminated soil is placed into engineered piles 8 to 12 feet high and approximately 100 feet long on a waterproof liner (see Figure 1). The microbes' "appetite" is enhanced by blowing air through the contaminated soil pile to provide oxygen and adding fertilizer to provide additional solid nutrients.

### **Purpose of the Biopile Remediation Demonstration at Port Hueneme**

Investigation of biopile remediation is currently being conducted at the Construction Battalion Center (CBC) in Port Hueneme. Optimization of soil pretreatment, design and placement of aeration pipes, water and nutrient delivery, leachate collection, and offgas treatment is being performed.



Figure 1. Preparing contaminated soil piles for biopile remediation.

### **Advantages of Biopile Remediation**

Biopile remediation, in general, has several advantages:

- Is a straightforward process and is easy to implement.
- Is a low-cost technology relative to other remedial alternatives (such as incineration).

- Non-volatile contaminants are destroyed, not transferred to another medium.
- Is permanent (in that contaminants may be completely degraded to carbon dioxide and water).

Biopile remediation has the following advantages over naturally aerated processes:

- Speeds up contaminant degradation rates (and thus reduced treatment times).
- Requires smaller land surface area (particularly in contrast with land farming).
- Controls process parameters such as air flow, moisture, nutrients, and temperature better.
- Controls off gases easier, if required.
- Costs less and is easier to collect and recycle the water runoff (leachate).
- Dirt clods that impede air diffusion are less likely to be formed than in tilling the soil.

#### Technical Description of Biopile Remediation Technology

Remediation uses microorganisms to degrade and/or detoxify contaminants. This degradation results in the breaking down of contaminants into simpler compounds that are less toxic. If the process leaves only carbon dioxide and water as end products, biodegradation is complete, and mineralization is said to have occurred.

Biopile bioremediation is an *ex situ* version of soil bioventing in which air is pulled or blown through soil to stimulate indigenous hydrocarbon-degrading microorganisms. Throughout the period of remediation, the soil is physically undisturbed while a proper environment is maintained to enhance and maintain acceptable rates of degradation. A schematic of a representative biopile remediation system is provided in Figure 2.

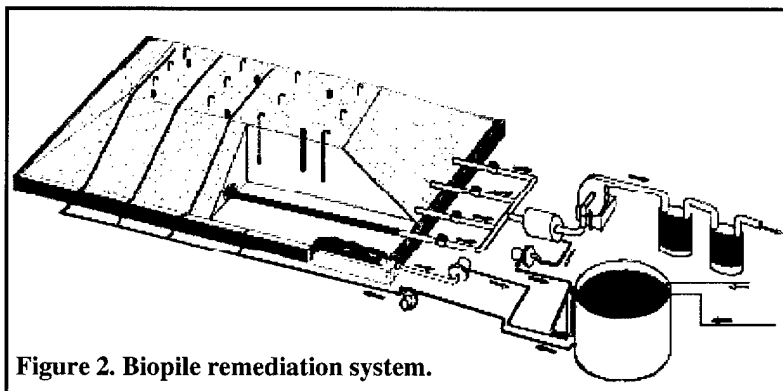


Figure 2. Biopile remediation system.

After the contaminated soil is excavated, it may be pretreated before being placed in the engineered piles. For example, if large rocks or debris are present, they may be removed by screening. In addition, additives such as fertilizer (to provide nitrogen and phosphorous), mulch or sand (to increase porosity), and lime (to raise pH) may be added during the pile construction.

The excavated soil (with rocks and debris removed) is then placed on a prepared bed. The bed is prepared by spreading a 12-inch layer of noncontaminated soil over a waterproof liner. Perforated pipes are then placed over the soil layer in regularly spaced intervals. A layer of gravel is usually placed over the pipes, and the excavated and prepared soil is then placed in 8- to 12-foot high piles.

The perforated pipe system aerates the soil piles by either blowing air through the pipes into the soil or drawing air from the ambient atmosphere around the pile through the soil. The preferred method is to draw air through the pile. In this way, offgases can be controlled and air flow can be easily monitored. Air drawn from the pile could contain volatile components and may require treatment before discharging it to the atmosphere if permitted levels are exceeded. Activated carbon adsorption is the most common means of treating the off gases.

Moisture content within the pile is maintained with an irrigation system (e.g., drip or soaker hoses). Liquid nutrients can be applied to the top of the pile and allowed to percolate through the pile. Alternatively, solid nutrients (fertilizer) can be mixed with the excavated soil prior to construction of the pile, added to the pile during construction, or scattered over the surface of the completed pile.

A water run off (leachate) collection system is installed. To the maximum extent possible, the leachate will be collected in drums or tanks and recycled to the pile via the irrigation system.

In summary, biopile remediation technology consists of site preparation, soil pretreatment, design and placement of aeration pipes, an air handling system, water and nutrient delivery, and additional features, such as leachate collection and offgas treatment.

For more information about this treatment process, contact: **Mr. Jeff Heath**; Manager, Technology Application Branch; (805) 982-1657, DSN: 551-1657, Internet: [jheath@nfesc.navy.mil](mailto:jheath@nfesc.navy.mil); or **Mr. Ernie Lory**; Manager, Advanced Fuel Hydrocarbon Remediation National Test Location; (805) 982-1299, DSN: 551-1299, Internet: [elory@nfesc.navy.mil](mailto:elory@nfesc.navy.mil).

Our Web address is: <http://www.nfesc.navy.mil>  
For technical assistance, call:  
1-888-4 THE ESC (1-888-484-3372)