

NASA Contractor Report 201647

ICASE Report No. 97-6



A BOOKKEEPING STRATEGY FOR MULTIPLE OBJECTIVE LINEAR PROGRAMS

**Alok Aurovillian
Hong Zhang
Malgorzata M. Wiecek**

19970417 019

*NASA Contract No. NAS1-19480
January 1997*

*Institute for Computer Applications in Science and Engineering
NASA Langley Research Center
Hampton, VA 23681-0001*

Operated by Universities Space Research Association



*National Aeronautics and
Space Administration*

*Langley Research Center
Hampton, Virginia 23681-0001*

DISTRIBUTION STATEMENT A

**Approved for public release
Distribution Unlimited**

DTIC QUALITY INSPECTED 1

A Bookkeeping Strategy for Multiple Objective Linear Programs

Alok Aurovillian, Hong Zhang*, and Malgorzata M. Wiecek
Department of Mathematical Sciences
Clemson University
Clemson, SC

Abstract

This paper discusses the bookkeeping strategies for solving large multiple objective linear programs (MOLPs) on ADBASE, a well developed sequential software package, and on a parallel ADBASE algorithm. Three representative list creation schemes were first analyzed and tested. The best of them, Binary Search with Insertion Sort (BSIS), was selected to be incorporated into ADBASE and the parallel ADBASE algorithm. The resulting new bookkeeping strategy was then tested in ADBASE as well as implemented in the parallel ADBASE algorithm. The parallel implementations were carried out on an Intel Paragon multiprocessor. Computational results show that the new bookkeeping strategy for maintaining a list of efficient solutions significantly speeds up the process of solving MOLPs, especially on parallel computers.

*This research was supported by the National Aeronautics and Space Administration under NASA Contract No. NAS1-19480 while the second author was in residence at the Institute for Computer Applications in Science and Engineering, NASA Langley Research Center, Hampton, VA 23681.

1 INTRODUCTION

Multiple objective programming is concerned with theory and methodology that can treat complex decision making problems encountered in economics, engineering, business, regional planning, and other areas of human activity. A decision making problem is characterized by multiple objectives such as distance, time, cost, reliability, safety, and others. As in general, objectives are noncomparable and conflicting, the solution set of a multiple objective program usually includes a large or infinite number of points referred to as efficient solutions or decisions. Mathematical optimization has become the essential tool for generating efficient solutions and various solution methods have been developed by many researchers in the last two decades [3] [12].

The multiple objective linear programs (MOLPs) considered in this paper are formulated as:

$$\max\{z = Cx \mid x \in S\},$$

where

$$S = \{x \geq 0 \mid A_{m_1}x \leq b_{m_1}, A_{m_2}x = b_{m_2}, A_{m_3}x \geq b_{m_3}\},$$

C is an $k \times n$ matrix, A_{m_i} are $m_i \times n$ matrices and b_{m_i} are $m_i \times 1$ vectors with nonnegative components, $i = 1, 2, 3$. A point x_o in S is called an efficient solution of the MOLP if there is no other point x in S such that $Cx \geq Cx_o$, with strict inequality holding for at least one component.

The structure of the efficient set of MOLPs has several special features. Since this set is usually a subset of the convex polyhedral set S , it includes efficient extreme points (EEPs) and unbounded efficient edges. The efficient set is also "connected" in the sense that every EEP is connected to every other EEP by a series of efficient edges. Assigning EEPs to nodes and efficient edges to arcs, one can construct a solution graph along which the search for efficient points can be conducted.

The process of generating and storing EEPs and unbounded efficient edges was studied by Zeleny [18], Ecker and Kouada [5], Steuer [12], and many others. Theoretical studies accompanied by implementation efforts resulted in several computer programs for solving MOLPs. In 1976 Zeleny published a Fortran program for computing all EEPs [19] and in 1980 Fotso developed a program for computing all efficient faces [7]. Isermann and Naujoks released EFFACET, a Fortran package also for computing all efficient faces [9]. More recently, Strijbosch et al. presented a simplified MOLP algorithm which is a variant of ADBASE and is more logically transparent to the non-expert users [15]. Armand and Malivert developed the package VERTICES for computing all EEPs and all unbounded efficient edges and the package FACE for computing all efficient faces of an MOLP [1]. ADBASE was developed by Steuer in the 1970's and its revised versions have been released every few years since then [14]. The current version of ADBASE is a stable, efficient and well-written Fortran package for computing all EEPs and all unbounded efficient edges. Among all the available computer programs for MOLPs, ADBASE is the most widely distributed package and has been used by many researchers. Thus, it is the only well established package for solving MOLPs. For a detailed comparison between some well-known algorithms for solving MOLPs, see Strijbosch et al. [15].

Since solving large multiple objective programs often requires intensive computation and large storage space, several studies on generating efficient solutions by parallel processing have been also undertaken. In fact, Evtushenko et al. were perhaps first to recognize the need of solving multiple objective programs on parallel computers [6]. In the area of interactive decision making, Costa and Climaco developed a multiple reference point approach to solving MOLPs [4]. In the field of engineering, Chang presented a parallel implementation of power systems optimization with multiple objectives [2]. Wiecek and Zhang initiated studies on finding efficient solutions of MOLPs on parallel computers and developed a parallel ADBASE algorithm, which will be referred to as *Parallel ADBASE* in this paper [16] [17].

Following upon the recent developments in sequential and parallel computation for multiple objective programming, this paper discusses bookkeeping strategies specifically designed for ADBASE and Parallel ADBASE.

ADBASE performs several tasks related to solving MOLPs and analyzing their efficient sets. The part of ADBASE responsible for generating all EEPs consists of three main phases. In Phase I, an initial extreme point is found or the process terminates if such a point does not exist. An initial efficient basis and the corresponding initial EEP (IEEP) are found in Phase II or the process is terminated if no efficient basis exists. In Phase III, given an IEEP, all other EEPs and unbounded efficient edges are found in a systematic manner by pivoting and applying the *bookkeeping/master-list/crashing* strategy. The nonbasic variables of the IEEP are checked for feasibility and efficiency, and all the other EEPs directly connected to the initial one are found. These EEPs are stored in a list, and their corresponding bases, coded appropriately, are stored in a list called LISTB. After the IEEP has been completely examined for neighboring EEPs and the EEPs put on the list, the program moves down the list ("crashes") to the next stored EEP. From this solution, all its neighboring solutions are again examined for feasibility and efficiency. When an EEP is found, it is checked against the list to see if it has been put in the list. If it is not already in the list, it is placed in the list. This process is repeated until all the EEPs have been examined for possible neighboring EEPs.

Parallel ADBASE significantly accelerated the solution process of MOLPs and demonstrated the potential feasibility of ADBASE for solving very large MOLPs on advanced computers [16] [17]. However, it also revealed that the current bookkeeping scheme in ADBASE is a severe bottleneck for sequential processing as well as for parallel processing. Note, ADBASE was initially developed as a sequential software for solving MOLPs of a small to medium size [13], for which the bookkeeping strategy was not a concern to the efficiency of the package. However, when solving large MOLPs, especially on parallel computers, the bookkeeping becomes the crux of the efficiency of the algorithm. Thus, it became necessary to devise a new bookkeeping scheme to improve ADBASE and Parallel ADBASE for solving large MOLPs.

The main feature of the current bookkeeping scheme in Parallel ADBASE is to maintain a global updated list of EEPs on all processors, so that the computation for searching and examining new EEPs can be distributed evenly among processors. While this global list reduces the communication overhead for job balance, it introduces redundant computation and storage. In [17], the pros and cons of replacing the global bookkeeping with local lists were considered and discussed. Preliminary analysis and investigation have been conducted since then and no convincing evidence demonstrating a favorable local list scheme has been

found. Therefore, the research work reported here focuses on the list creation scheme in the bookkeeping for both ADBASE and Parallel ADBASE, while the latter still adopts the global bookkeeping strategy.

This paper is organized as follows. First, three representative list creation schemes are examined. Then, having decided upon the most suitable scheme for maintaining the list of efficient bases, this optimal scheme is incorporated into ADBASE and comparisons are made with the original ADBASE. Finally, the resulting new bookkeeping strategy is implemented into Parallel ADBASE and the importance of the new strategy is discussed.

2 LIST CREATION SCHEMES

List creation is one of the most common operations performed by a computer. Many list creation schemes have been well developed and widely used as building blocks in complex numerical algorithms. Based upon the nature of MOLPs and ADBASE methodology, we selected three representative list creation schemes for comparison, each with different structural and algorithmic representations:

1. Unsorted List (UL),
2. Binary Search with Insertion Sort (BSIS),
3. Linked List Sort (LLS).

In these schemes, two important processes were distinguished: the search for the number on the list and the insertion of the number into the list if it is not already on the list.

The first scheme, referred to as UL, simulates the ADBASE package, where the list of coded bases, LISTB, is maintained in an unsorted manner. In this scheme, every time a new number is generated, it is compared to each entry in the list. If the number is not already on the list, it is then inserted at the bottom of the list. Thus, the whole list needs to be scanned each time and the insertion occurs at the bottom.

In general, sorted data are easier and faster to manipulate than randomly ordered data. It was conjectured that maintaining a sorted list of numbers would speed up the process of determining whether a number was already on the list. This led to choosing two most representative schemes that maintain a sorted list but differ in the search techniques and the storage of the numbers. Scheme 2, referred to as BSIS, is a well-known computational scheme for searching and maintaining a list of numbers as an array, while scheme 3, referred to as LLS, is known for maintaining a sorted linked list of nodes which contain the numbers [8].

The computational complexities of the three schemes are given in Table 1. Even though all the schemes considered have the same overall complexities, it is important to note the differences in their search and insertion times. A careful observation indicates that BSIS and LLS outperform the UL scheme in general, and BSIS is the best scheme for very large lists. This is because (1) for a newly found number, $O(n^2)$ is the actual search complexity for UL, an upper bound of search complexity for LLS, and an upper bound of insertion complexity for BSIS attainable only when the new number appears at the very top of the list; (2) for a redundant number, insertion is not performed; (3) for BSIS, when a list is large, its search

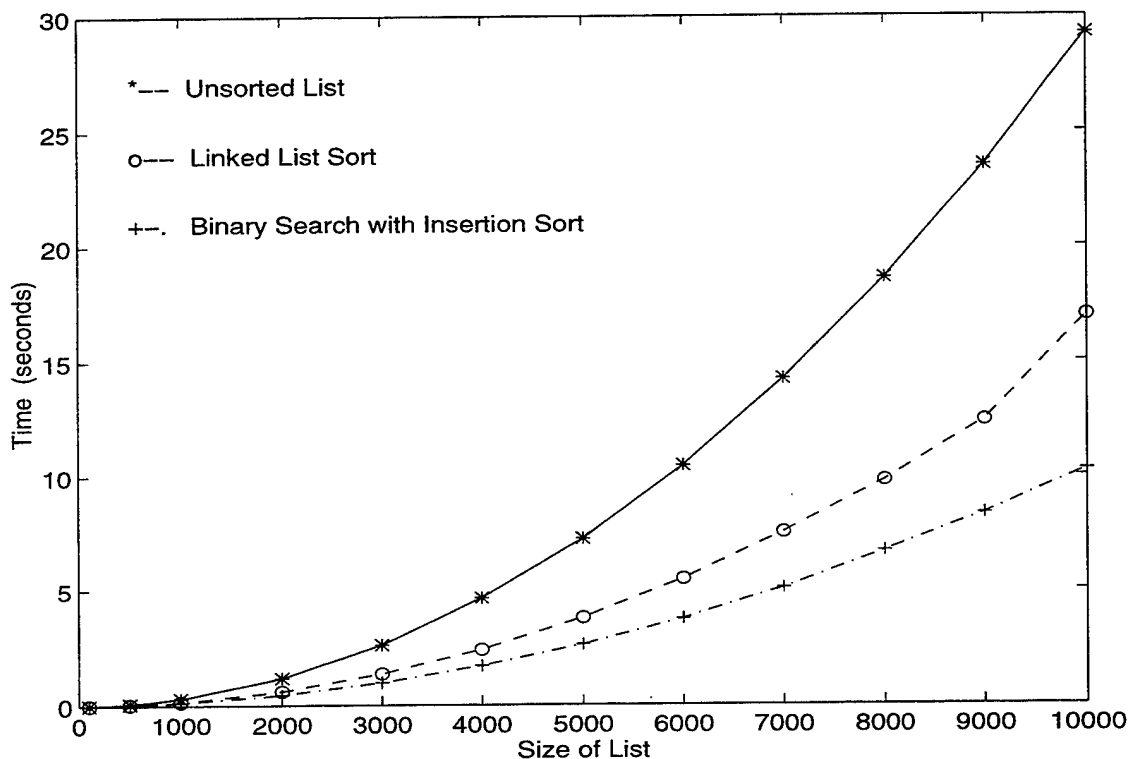
time is negligible compared to its insertion time. The insertion could be time consuming but its time is at most comparable with and is always bounded by the actual search time taken by the LLS and UL scheme respectively.

Table 1: Complexity for List Creation Schemes

Algorithm	Complexity		
	Search	Insertion	Overall
UL	$O(n^2)$	$O(1)$	$O(n^2)$
BSIS	$O(n \log_2 n)$	$O(n^2)$	$O(n^2)$
LLS	$O(n^2)$	$O(1)$	$O(n^2)$

The schemes were tested on large lists of up to 10,000 numbers and the results are summarized in Figure 1, where each data point represents an average of 10 executions. The figure confirms that maintaining a sorted list with BSIS and LLS does improve upon ADBASE's method of maintaining an unsorted list of numbers. As predicted by the analysis, the UL scheme with an unsorted list of numbers was the slowest while BSIS gave the fastest times.

Figure 1: Times for Three List Creation Schemes



These results indicate that BSIS is the most suitable scheme of those examined as a bookkeeping strategy for ADBASE, especially when the nature of MOLPs and ADBASE's technique are considered. The reason is that the solution graph of an MOLP is often cyclic and ADBASE searches the graph dynamically. While searching for all EEPs, previously

examined EEPs can be encountered again. Thus, the searching of the list of EEPs becomes most significant while the insertion is less important. BSIS is clearly the fastest search technique. The computational results of Figure 1 also justify the use of this scheme especially in the case of large lists of numbers, where it takes approximately one third of the time taken by the UL scheme which simulates ADBASE's bookkeeping technique. Thus, the BSIS scheme was chosen to be implemented into ADBASE and Parallel ADBASE.

3 SEQUENTIAL ADBASE

In this section we present the results of implementing the new bookkeeping strategy of the BSIS scheme into the sequential ADBASE. In ADBASE, an efficient basis and an EEP are first coded and then stored in a vector with each component representing up to 30 variables. While implementing the BSIS scheme into ADBASE, it was observed that sorting a list of vectors took a longer time than sorting a list of scalars. This led to the formation and use of an index table such that the coded efficient bases and EEPs stored in vector format were unchanged while their sorted order was recorded in the index table. Thus, whenever a new basis was generated, it was compared to the other bases in LISTB by applying the BSIS scheme through the index table. If the basis was not found in LISTB, it was stored at the bottom of the list and its sorted position was inserted into the index table. The ADBASE equipped with BSIS through this index table is referred to as *ADBASE-BSIS*.

Since the primary goal of this work was to improve the bookkeeping strategy, computational results for the times spent on the bookkeeping were compared between the original ADBASE and ADBASE-BSIS. Moreover, it was necessary to determine the percentage of the total time spent on the bookkeeping. As all the bookkeeping in ADBASE occurs in the subroutine CODE, it was convenient to time each call to this subroutine in order to get the approximate time spent on the bookkeeping. The total time spent in the subroutine CODE in comparison to the total time for the whole program is an approximate indicator of the percent of time spent on the bookkeeping.

Table 2 and Figure 2 give the testing results of ADBASE and ADBASE-BSIS for different size MOLPs generated by the ADBASE random problem generator [13] [14]. From these results, the following is observed:

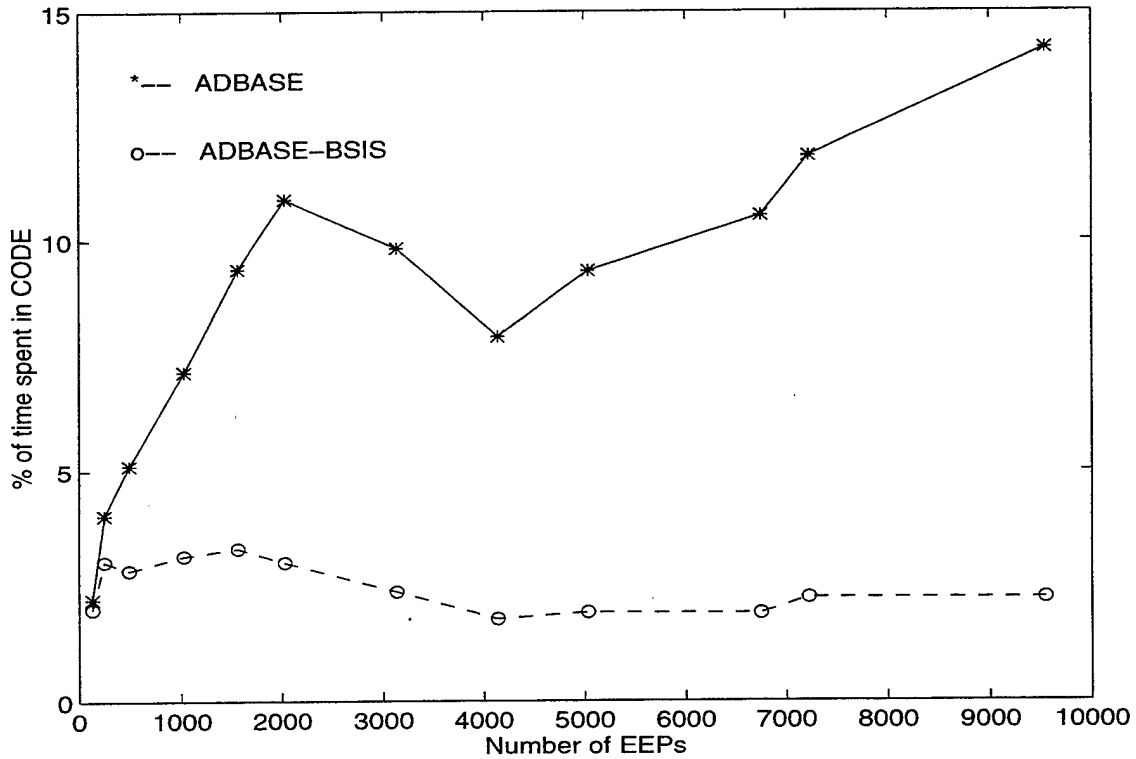
1. For ADBASE, as the size of the problem increases, the percentage of time spent in the subroutine CODE increases. This result justifies the primary focus of this work: to find a more efficient method to do the bookkeeping.
2. The results obtained by ADBASE-BSIS give a very significant improvement. As the size of the problem increases, the percentage of time spent in CODE remains roughly unchanged and is a small portion of the total computation. For very large problems, the bookkeeping with the BSIS scheme takes only 2% of the total computational time while it takes about 14% for the original ADBASE. This is a very good improvement.

The list creation scheme that occurs in the subroutine CODE is the dominating part of the ADBASE program that cannot be efficiently divided into independent subtasks. Therefore, the improvement in the bookkeeping by the BSIS scheme becomes even more significant when MOLPs are solved on multicomputers.

Table 2: Execution Times for Subroutine CODE (secs)

Number of EEPs	CODE/ Total	
	ADBASE	ADBASE-BSIS
126	0.06 / 2.88	0.05 / 2.69
243	0.19 / 4.81	0.14 / 4.52
483	0.63 / 12.38	0.32 / 11.51
1027	2.48 / 34.53	0.99 / 31.55
1561	5.54 / 59.11	1.72 / 52.23
2029	8.89 / 81.58	2.08 / 69.38
3133	21.62 / 220.00	4.45 / 189.22
4142	36.48 / 460.32	7.11 / 404.67
5035	54.74 / 586.66	9.68 / 509.47
6752	94.35 / 895.96	14.47 / 769.74
7222	108.98 / 921.42	17.37 / 783.32
9549	185.84 / 1309.98	23.86 / 1079.35

Figure 2: Percent of Total Time Spent in CODE



4 PARALLEL ADBASE

The new list creation scheme was incorporated into Parallel ADBASE which had been developed and implemented by Wiecek and Zhang [17]. The computer program for the original Parallel ADBASE and the one for Parallel ADBASE with the BSIS list creation scheme will

be referred to as *PADBASE* and *PADBASE-BSIS*, respectively.

In developing a parallel algorithm, one tries to achieve the shortest execution time by dividing the problem into several sub-tasks to be executed concurrently on multicomputers [10] [11]. The computational time of any program can be split into a global time T_g , that cannot be distributed among processors, and a local time T_l , that can be executed simultaneously on all processors. Thus, the total execution time using p processors, T_p , can be represented as:

$$T_p = T_g + \frac{T_l}{p}.$$

For a fixed problem, the ratio

$$\frac{T_g}{T_p} = \frac{T_g}{T_g + T_l/p}$$

increases quickly as the number of processors p increases, indicating that the global time which was negligible during a sequential execution could become a dominating factor for a multicomputer as each processor redundantly repeats the same task. Therefore, the improvement in the bookkeeping, which reduces the global time, becomes more significant for Parallel ADBASE.

In order to compare the parallel performance of *PADBASE* and *PADBASE-BSIS*, the percentage savings of the new bookkeeping scheme over the previous method is used, which is defined as:

$$\text{Percent Savings} = \frac{T_p \text{ for PADBASE} - T_p \text{ for PADBASE-BSIS}}{T_p \text{ for PADBASE}}. \quad (1)$$

Since *PADBASE* and *PADBASE-BSIS* differ only by their bookkeeping strategies which take place in global computations, the percent savings (1) can be also expressed as

$$\text{Percent Savings} = 1 - \frac{T_g \text{ for PADBASE-BSIS} + T_l/p}{T_g \text{ for PADBASE} + T_l/p}. \quad (2)$$

In principle, a large number of processors are used for solving large size problems. When MOLPs are well scaled with the number of processors used, i.e., T_l/p remains to be a constant as the size of MOLPs and number of processors increase simultaneously, (2) implies that the percent savings of *PADBASE-BSIS* over *PADBASE* is proportional to the deviation of T_g 's for *PADBASE-BSIS* and *PADBASE* respectively. Since T_g is approximately equal to the time spent in CODE, the percent savings is expected to gradually increase when the size of MOLPs becomes larger, as indicated by Figure 2.

Using the data obtained from the sequential implementation of ADBASE, one can predict the parallel performance of *PADBASE* and *PADBASE-BSIS*, and further quantify the above discussion. For example, assume *PADBASE* takes $T_p = 100$ unit time to solve a given MOLP on $p = 1$ processor. Assume the global bookkeeping takes $T_g = 10$ unit time for *PADBASE* and $T_g = 2$ unit time for *PADBASE-BSIS*, times that approximate the average times spent in the subroutine CODE as seen in Figure 2. When this hypothetical MOLP is solved on a multicomputer with p processors, one can predict the parallel execution times (in unit time), percent savings of *PADBASE-BSIS* over *PADBASE*, and ratios representing predicted percent spent on bookkeeping. Table 3 lists the predicted values for this example.

Table 3: Predicted Parallel Performance

p	Execution Time T_p (unit time)		Percent Savings (%)	T_g/T_p (%)	
	PADBASE	PADBASE -BSIS		PADBASE	PADBASE -BSIS
1	100.00	92.00	8.0	10.00	2.17
2	55.00	47.00	14.5	18.18	4.26
4	32.50	24.50	24.6	30.77	8.16
8	21.25	13.25	37.7	47.06	15.09

The last two columns in Table 3, corresponding to the percentage of time spent on bookkeeping in PADBASE and PADBASE-BSIS respectively, indicate that the bookkeeping, which was a relatively small global operation, 10.00 % for PADBASE and 2.17 % for PADBASE-BSIS when the programs were sequentially executed, could dominate the computational time as the number of processors increases. Comparing these two columns, we anticipate that the new list creation scheme will significantly reduce the percent of total time spent on the bookkeeping. This observation further justifies the need to reduce the global time by using the new list creation scheme, especially in the case when MOLPs are solved on advanced parallel computers.

Parallel ADBASE was run on an Intel Paragon XPS/4, an MIMD computer, located at the South Carolina Supercomputing Network Facilities and Services. All the runs were done on a fixed compute partition of eight nodes. Care was taken to ensure that runs with the same number of processors were always done on the same node partition. This precaution helped eliminate the possible instabilities of the Paragon in choosing the nodes on which the programs were executed.

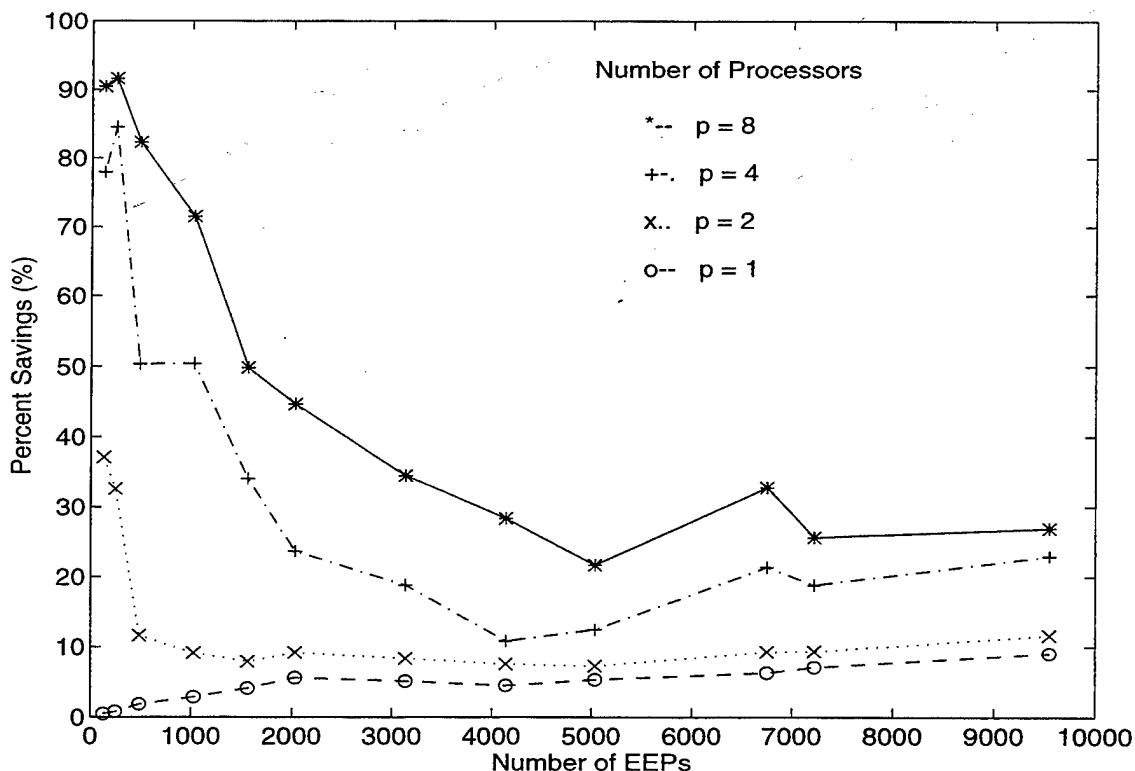
The objective of the numerical testing is to compare the bookkeeping schemes in PADBASE and PADBASE-BSIS. These two programs were tested on the same test problems used on the sequential ADBASE. Table 4 gives the execution times of the two programs and percent savings of PADBASE-BSIS over PADBASE, while Figure 3 gives the percent savings for the different problems on the different numbers of processors. In all instances, the new bookkeeping scheme improves upon the previous one. For each of the MOLPs considered, the percent savings increases as more processors are used. It is very interesting to observe the asymptotic behavior of the percent savings revealed by Figure 3. Once the size of problems is large enough, the percent savings on different number of processors slowly increase and become quite closer to the predicted values given by Table 3.

The performance on eight processors is poor for both PADBASE and PADBASE-BSIS. This is largely due to the nature of MOLPs whose inherent cyclic solution graphs prevent us from adopting local bookkeeping strategies that have been effectively used in tree search strategies for solving single objective linear programs [11]. Previous research has revealed that as the number of processors doubles, in order to maintain the efficiency of PADBASE, the size of an MOLP, measured by its number of EEPs, needs to be increased at least by a factor of 10, indicating the current PADBASE is not suited to large number of processors for the purpose of finding all EEPs of the MOLP [17]. This explains why the execution times increase on PADBASE and PADBASE-BSIS in going from four to eight processors for the

Table 4: Parallel Performance

Number of EEPs	<i>p</i>	Execution Time (secs)		Percent Savings (%)
		<i>PADBASE</i>	<i>PADBASE-BSIS</i>	
126	1	2.0	1.9	0.5
	2	1.8	1.1	37.1
	4	3.3	0.7	78.0
	8	7.9	0.8	90.4
243	1	3.4	3.4	0.9
	2	2.8	1.9	32.6
	4	7.6	1.2	84.6
	8	14.1	1.2	91.6
483	1	8.8	8.7	1.8
	2	5.3	4.6	11.6
	4	5.4	2.7	50.4
	8	15.3	2.7	82.3
1027	1	24.8	24.1	2.9
	2	13.8	12.5	9.1
	4	13.6	6.7	50.4
	8	24.0	6.8	71.5
1561	1	42.0	40.2	4.1
	2	22.1	20.4	7.9
	4	16.8	11.1	34.1
	8	22.4	11.2	49.9
2029	1	56.9	53.7	5.6
	2	30.2	27.5	9.2
	4	18.9	14.4	23.7
	8	25.1	13.9	44.7
3133	1	153.4	145.5	5.1
	2	80.9	74.2	8.3
	4	48.1	39.0	18.9
	8	58.5	38.3	34.5
4142	1	321.7	307.1	4.5
	2	167.6	155.0	7.5
	4	88.6	79.0	10.8
	8	109.5	78.4	28.4
5035	1	405.5	383.9	5.3
	2	205.5	190.6	7.3
	4	111.0	97.2	12.4
	8	124.5	97.5	21.7
6752	1	626.3	586.8	6.3
	2	321.0	291.2	9.3
	4	193.9	152.5	21.4
	8	184.9	124.3	32.8
7222	1	636.0	591.2	7.0
	2	323.2	293.1	9.3
	4	188.6	153.1	18.8
	8	182.1	135.4	25.6
9549	1	890.9	810.3	9.0
	2	456.5	403.5	11.6
	4	276.1	212.8	22.9
	8	237.1	173.2	27.0

Figure 3: Percent Savings of PADBASE-BSIS over PADBASE



relatively small MOLPs tested. However, the data collected in Table 4 clearly show that on eight processors both PADBASE and PADBASE-BSIS start accelerating the solution process as the size of MOLPs increases.

Overall, the new bookkeeping scheme gives savings for all the different sized MOLPs solved on the different number of processors. The new algorithm performs significantly better when the number of processors is increased. These results further confirm the significance of improving the bookkeeping task, a global operation, especially in the case when MOLPs of large size are solved on multicomputers.

5 CONCLUSIONS

The need for a new bookkeeping strategy for ADBASE and Parallel ADBASE was the main motivation for this research. This led to a study of three representative list creation schemes. The computational complexity study, the numerical results and the nature of MOLPs revealed that the Binary Search with Insertion Sort (BSIS) is the most suitable list creation scheme for incorporation into the bookkeeping of ADBASE. The BSIS scheme was implemented in ADBASE as well as in Parallel ADBASE. The scheme considerably reduced the time spent on the bookkeeping, a global operation for Parallel ADBASE. The analytic study and experimental results reported in this work suggest that the resulting bookkeeping strategy significantly improves upon the previous one, and has potential for being even more effective for solving very large MOLPs on multicomputers.

Acknowledgment. We would like to thank Thomas W. Crockett of the Institute for Computer Applications in Science and Engineering at NASA Langley Research Center for his help in our implementation of the parallel programs.

References

- [1] P. ARMAND AND C. MALIVERT, *Determination of the efficient set in multiobjective linear programming*, Journal of Optimization Theory and Applications, 70 (1991), pp. 467–490.
- [2] C. S. CHANG, *Co-ordinated static and dynamic monitoring and optimization of power systems using a parallel architecture and pattern recognition techniques*, IEE Proceedings - C, 139 (1992), pp. 197–204.
- [3] V. CHANKONG AND Y. Y. HAIMES, *Multiobjective Decision Making - Theory and Methodology*, North-Holland, New York, 1983.
- [4] J. P. COSTA AND J. N. CLIMACO, *A multiple reference point parallel approach in MCDM*, Proceedings of the Tenth International Conference on Multiple Criteria Decision Making, Taipei, 3 (1992), pp. 265–272.
- [5] J. G. ECKER AND I. A. KOUDA, *Finding all efficient extreme points for linear multiple objective programs*, Mathematical Programming, 14 (1978), pp. 249–261.
- [6] Y. EVTUSHENKO, V. MAZOURIK, AND V. RATKIN, *Multicriteria optimization in the DISO system*, Optimization, Parallel Processing and Application, eds: A. Kurzhanski, K. Neumann and D. Pallaschke, Springer-Verlag, Berlin, (1988), pp. 94–102.
- [7] L. FOTSO, *Multiple objective programming*, Ph.D. Dissertation, Operations Research and Statistics Interdisciplinary Program, Rensselaer Polytechnic Institute, Troy, New York, (1981).
- [8] E. HOROWITZ, S. SAHNI, AND S. ANDERSON-FREED, *Fundamentals of Data Structures in C*, W. H. Freeman and Company, New York, NY, 1993.
- [9] H. ISERMANN AND G. NAUJOKS, *Operating manual for the EFFACET multiple objective linear programming package*, Fakultät fuer Wirtschaftswissenschaften, University of Bielefeld, Bielefeld, Germany, (1984).
- [10] L. KRONSJO AND D. SHUMSHERUDDIN, eds., *Advances in Parallel Algorithms*, John Wiley & Sons, New York, 1992.
- [11] V. KUMAR, A. GRAMA, A. GUPTA, AND G. KARYPIS, *Introduction to Parallel Computing: Design and Analysis of Algorithms*, The Benjamin/Cummings Publishing Company, Inc., Redwood City, CA, 1994.
- [12] R. E. STEUER, *Multiple Criteria Optimization: Theory, Computation, and Application*, John Wiley and Sons, New York, 1986.

- [13] ———, *Random problem generation and the computation of efficient extreme points in multiple objective linear programming*, Computational Optimization and Applications, 3 (1994), pp. 333–347.
- [14] ———, *Manual for the ADBASE Multiple Objective Linear Programming Package*, Department of Science and Information Technology, University of Georgia, Athens, Georgia, 1995.
- [15] L. W. G. STRIJBOSCH, A. G. M. VAN DOORNE, AND W. J. SELEN, *A simplified MOLP algorithm: the MOLP-S procedure*, Computers and Operations Research, 18 (1991), pp. 709–716.
- [16] M. M. WIECEK AND H. ZHANG, *Solving multiple objective linear programs on the Intel Paragon*, Proceedings of Mardi Gras '94 Conference: Toward Teraflop Computing and New Grand Challenge Applications, Baton Rouge, Louisiana, February 10-12, (1994), pp. 323–329.
- [17] ———, *A parallel algorithm for multiple objective linear programs*, to appear in Computational Optimization and Applications, (1997).
- [18] M. ZELENY, *Lecture Notes in Economics and Mathematical Systems: Linear Multiobjective Programming*, Springer-Verlag, New York, 1974.
- [19] ———, *Multicriteria simplex method: a Fortran routine*, Lecture Notes in Economics and Mathematical Systems, 123, Springer-Verlag, Berlin, (1976), pp. 323–345.

REPORT DOCUMENTATION PAGE			Form Approved OMB No. 0704-0188	
Public reporting burden for this collection of information is estimated to average 1 hour per response, including the time for reviewing instructions, searching existing data sources, gathering and maintaining the data needed, and completing and reviewing the collection of information. Send comments regarding this burden estimate or any other aspect of this collection of information, including suggestions for reducing this burden, to Washington Headquarters Services, Directorate for Information Operations and Reports, 1215 Jefferson Davis Highway, Suite 1204, Arlington, VA 22202-4302, and to the Office of Management and Budget, Paperwork Reduction Project (0704-0188), Washington, DC 20503.				
1. AGENCY USE ONLY (Leave blank)	2. REPORT DATE January 1997	3. REPORT TYPE AND DATES COVERED Contractor Report		
4. TITLE AND SUBTITLE A bookkeeping strategy for multiple objective linear programs			5. FUNDING NUMBERS C NAS1-19480 WU 505-90-52-01	
6. AUTHOR(S) Alok Aurovillian Hong Zhang Malgorzata M. Wiecek				
7. PERFORMING ORGANIZATION NAME(S) AND ADDRESS(ES) Institute for Computer Applications in Science and Engineering Mail Stop 403, NASA Langley Research Center Hampton, VA 23681-0001			8. PERFORMING ORGANIZATION REPORT NUMBER ICASE Report No. 97-6	
9. SPONSORING/MONITORING AGENCY NAME(S) AND ADDRESS(ES) National Aeronautics and Space Administration Langley Research Center Hampton, VA 23681-0001			10. SPONSORING/MONITORING AGENCY REPORT NUMBER NASA CR-201647 ICASE Report No. 97-6	
11. SUPPLEMENTARY NOTES Langley Technical Monitor: Dennis M. Bushnell Final Report Submitted to the Journal of Computers and Operations Research.				
12a. DISTRIBUTION/AVAILABILITY STATEMENT Unclassified-Unlimited Subject Category 64			12b. DISTRIBUTION CODE	
13. ABSTRACT (Maximum 200 words) This paper discusses the bookkeeping strategies for solving large multiple objective linear programs (MOLPs) on ADBASE, a well developed sequential software package, and on a parallel ADBASE algorithm. Three representative list creation schemes were first analyzed and tested. The best of them, Binary Search with Insertion Sort (BSIS), was selected to be incorporated into ADBASE and the parallel ADBASE algorithm. The resulting new bookkeeping strategy was then tested in ADBASE as well as implemented in the parallel ADBASE algorithm. The parallel implementations were carried out on an Intel Paragon multiprocessor. Computational results show that the new bookkeeping strategy for maintaining a list of efficient solutions significantly speeds up the process of solving MOLPs, especially on parallel computers.				
14. SUBJECT TERMS multiple objective linear program; ADBASE; sorting/searching algorithm			15. NUMBER OF PAGES 14	
			16. PRICE CODE A03	
17. SECURITY CLASSIFICATION OF REPORT Unclassified	18. SECURITY CLASSIFICATION OF THIS PAGE Unclassified	19. SECURITY CLASSIFICATION OF ABSTRACT	20. LIMITATION OF ABSTRACT	