CHILLED WATER STUDY
EEAP PROGRAM

FOR

Walter Reed
Army Medical Center

US Army Corps
of Engineers

U.S. ARMY ENGINEER DISTRICT, NORFOLK
CORPS OF ENGINEERS
NORFOLK, VIRGINIA

PERFORMED BY

DISTRIBUTION STATEMENT A
Approved for public release;
Distribution Unlimited

ENTECH ENGINEERING INC.
READING, PENNSYLVANIA

FINAL SUBMISSION

FEBRUARY 1996

BOOK 2 of 2

19971017 108

DEPARTMENT OF THE ARMY
CONSTRUCTION ENGINEERING RESEARCH LABORATORIES, CORPS OF ENGINEERS
P.O. BOX 9005
CHAMPAIGN, ILLINOIS 61826-9005

REPLY TO
ATTENTION OF: TR-I Library

17 Sep 1997

Based on SOW, these Energy Studies are unclassified/unlimited. Distribution A. Approved for public release.

Marie Wakefield,
Librarian Engineering

ATTACHMENT A

Central Chilled Water Plant Logs

19971017 108

DTIC QUALITY INSPECTED 2

CHILLWATER L

DATE	O.A. TEMP. WB	O.A. TEMP. DB	CHILLERS ON	CHILLWATER PUMPS ON	CHILLWATER LOSS	COMMENTS/OPERATORS INT.
12-15-93	45	45	2	3	500 GAL RLm	C.W. RLm
12-16-93	42	47	2	3	800 " RLm	C.W. RLm
12-17-93	35	40	2	3	500 " RLM.	CW RLM.
12-18-93	39	44	2	3	800 RLm	C.W. RLm
12-19 93	39	45	2	3	1050 RLm	C.W. R.Lm
12-20-93	40	45	2	3	1500 RLm	C.W RLm
12-21-93	37°	29°	2	3	500 GAL RLm	R.Lm.
12-22-93	39°	31°	1	2	200 CW	
12-23-93	41°	34°	1	2	500 C.W.	
12-24-93	37°	33°	1	2	-0- C.W	
12-25-93	36°	32	1	2	600 C.W	
12-26-93	27°	22°	1	2	500 CW	
12-27-93					300 C.W	
12-28-93	19	22	1	2	400 C.W	NTO
12-29-93	20	23	1	2	1900 C.W	NTO
12-30-93	20	23	1	2	1200 C.W	NTO
12-31-93	34	38	1	2	200 R.LM	NTO
1-1-94	39	41	1	2	400 R.LM	NTO
1-2-94	40	46	1	2	300 RLm	RS.
1-3-94	35	34	2	3	100	RS, RS.
1-4-94	30°	32°	2	3	100	RLm. RS
1-5-94	30	36	2	3	160	R.LM RS
1-6-94	33	39°	2	3	700 RLm	RLm
1-7-94	34	34	2	3	200	R.LM RS
1-8-94	35	36	2	3	100	RS RLm
1-9-94	20	29	1	2	0	RLM
1-10-94	26°	28°	1	2	1200	RLm RS
1-11 94	30	41	2	3	1600	R.L.m.
1-12-94	32	34	2	3	2400 RLm.	R.L.M.
1-13-94	31	35	2	3	2500	R.L.M
1-14-94	30	34	2	3	2500	R.L.M
1-15-94	49	70	2	2	21,500	R.L.M
1-16-94	10	17	1	2	32,400	RLm

CHILLWATER LOG

DATE	DB	WB	CHILLERS ON	CHILLWATER PUMPS ON	CHILLWATER LOSS	COMMENTS/ OPERATORS' INT.	
4-24-94	76	60	3	3	1500	Bm	C.W
4-25-94	81	64	3	3	0	Bm	C.W
4-26-94	83	64	2	2			
4-27-94	73	58	3	3	700		Bm
4-28-94	80	66	3	3	1900		Bm
4-29-94	68	84	3	3	1400		Bm
4-30 94	74	50%	2	3	3000		Bm
5-1 94	69	50%	3	3	1800		Bm
5-2-94	63	30	2	2	4000		Bm
5-3-94	62°	59°	2	3	2000	R.L.M	
5-4-94	53°	51°	2	3	2300	R.L.M.	
5-5-94	70	54	2	3	800	R.L.M	
5-6-94	71	61	2	3	0	R.L.M	
5-7-94	64	63	2	3	0	R.L.M.	
5-8-94	65	58	2	3	1400	R.L.M	
5-9-94	74	65	3	4	1900	R.L.M	
5-10-94	69	59	3	3	500	C.W.	
5-11-94	73	65	3	3	600	C.W	R.L.M
5-12-94	71	63	3	3	1100	C.W	R.L.M.
5-13-94	70	53	3	3	600	C.W	R.L.M
5-14-94	73°	62°	3	3	1800		R.L.M
5-15-94	84°	73	4	4	2900		R.L.M
5-16-94	69°	59°	3	4	500		R.L.M
5-17-94	56	49	3	3	400	Bm	R.L.M
5-18-94	62	52	2	3	500	Bm	C.W
5-19-94	60	55	2	3	500	Bm	C.W
5-20-94	52	50	2	3	400	Bm	C.W
5-21-94	76	59	3	3	600	Bm	C.W
5-22-94	83	62	3	3	1200	Bm	C.W
5-23-94	87	68	4	4	2100	Bm	C.W
5-24-94	86	70	4	4	300	MO	C.W.

CHILLWATER LOG

DATE	DB	WB	CHILLERS ON	CHILLWATER PUMPS ON	CHILLWATER LOSS	COMMENTS/ OPERATORS' INT.	
5-25-94	88	80	4	4	300	Pm	NTO
5-26-94	79	71	4	3	600	Pm	NTO
5-27-94	62	56	2	3	400	Pm	
5-28-94	72	53	2	3	300	Pm	Wycoski
5-29-94	78	66	3	3	2200 300	Pm	Wycoski
5-30-94	82°	76°	3	3	300	Pm	
5-31-94	83	68°	4	4	400	Pm	
6-1-94	86	74°	4	4	3/2600 NTO		
6-2-94	72°	62°	3	3	3700 NTO		
6-3-94	77°	69°	3	3	5/1300 NTO		
6-4-94	80°	70	3	3	200 NTO		
6-5-94	80°	71	3	3	2100 800 NTO		
6-6-94					600 NTO		
6-7-94	93°	84°	4	4	1200 NTO		R.Lm
6-8-94	84°	74°	4	4	3/1800 L.R.S		R.Lm
6-9-94	74	60	3	3	1600		[illegible]
6-10-94	83	46	4	4	1800 2500		R.Lm
6-11-94	74	73	3	3	500		R.Lm
6-12-94	84°	74°	4	4	1200 800		R.Lm.
6-13-94	92	80	4	4	400		R.Lm
6-14-94	97	76	4	4		Pm	
6-15-94	87	72	4	4	2800	Pm	R.Lm
6-16-94	74	74	4	4	3700	Pm	R.Lm.
6-17-94	87	75	5	5	2100	Pm	RLm
6-18-94	87	76	4	4	1300	Pm	R.Lm
6-19-94					100		R.Lm
6-20-94					400		R.Lm
6-21-94	88	84	5	5	500		NTO R.Lm
6-22-94	87	85	5	5	500		NTO
6-23-94	89	87	5	5	500		NTO
6-24-94	91	88	5	5	100		NTO

CHILLWATER LOG

DATE	O.A. TEMP. WB	O.A. TEMP. DB	CHILLERS ON	CHILLWATER PUMPS ON	CHILLWATER LOSS	COMMENTS/OPERATORS INT.
6 26 94	84	87	4	4		UTO
6-27-94	78	81	4	4		UTO
6-28-94	85°	74°	4	4		L.R.S.
6-29-94	67	69	4	4	500 UTO	
6-30-94	70°	75°	5	5	300 UTO	
7-1-94	84°	73°	4	4	800 UTO	
7-2 94	69	73	5	5	18 200 UTO	
7-3-94	74°	83	5	5	500 UTO	
7-4-94	81	73°	5	5	500 UTO	L.L.
7-5-94	77°	92°	5	5	500 UTO	R.L.M
7-6-94	84°	97°	5	5	500 L.R.S.	RLM
7-7-94	84°	96°	5	5	600 L.R.S.	R.L.M
7-8-94	87	96	5	5	400 L.R.S.	R.L.M
7-9-94	91°	98	5	5	400 L.R.S.	R.L.M
7-10-94	71°	89°	5	5	400 L.R.S.	R.L.M
7-11-94	65°	86°	5	5	500 L.R.S.	R.L.M
7-14-94	94	90	5	5	400 RLM	R.L.M
7-15-94	85	78	5	5	800 R.L.M	R.L.M
7-16-94	84	64	5	5	100 RLM	RLM
7-17-94	75	94	5	5	400 RLM	R.L.M
7-18-94	85	73	5	5	1400 RLM	R.L.M
7-19-94	87	93	5	5 C.W	400 R.L.M	R.L.M
7-20-94	81	97	5	5 C.W	1200	R.L.M
7-21 94	75	84	5	5	500	
7-21 94	83	87	5	5 C.W	500	
7-22-94	76	91	5	5	500	
7-22-94	77	88	5	5 C.W.	500	
7-23-94	76	84	5	5 C.W	900	
7-24-94	76	96	5	5 C.W	900	
7-25 94	68	79	5	5 C.W	700	
7-26-94	72	72	5	5	500	P.M
7-27-94	75	75	5	5 1600 (4)	2400	P.M C.W

CHILLWATER LOG

DATE	O.A. TEMP. WB	O.A. TEMP. DB	CHILLERS ON	CHILLWATER PUMPS ON	CHILLWATER LOSS	COMMENTS/OPERATORS INT.
7-28-94	68	77	5	5	500 C.W	
7-29-94	71	80	5	5	500 C.W	
7-30-94	75	85	4	4	300 C.W	
7-31-94	89	78	4	4	500 C.W	
8-1-94	83	72	5	5	-0- C.W	
8-2-94	82°	88°	5	5	600 C.W	R.L.M
8-3-94	79	91	5	5	500 L.R.S.	R.L.M
8-4-94	80°	94°	4	4	400 L.R.S.	R.L.M
8-5-94	71	76	4	4	500 L.R.S.	R.L.M.
8-6-94	70	80	3	4	600 L.R.S.	R.L.M
8-7-94	78	64	3	4	-0- L.R.S.	
8-8-94	78	65	4	4	600 L.R.S.	
8-9-94	67°	86°	4	4	600 L.R.S.	R.L.M
8-10-94	70	83	4	4	400	R.L.M.
8-11-94	75	82	4	4	400	R.L.M
8-12-94	80	91°	4	5	300	R.L.M.
8-13-94	81°	93	4	4	600	R.L.M.
8-14-94	79	94°	4	4	400	R.L.M
8-15-94	58°	78°	3	3	400	R.L.M
8-16-94	68°	60°	3	3	400	C.W
8-17-94	78°	77°	4	4	500	C.W. R.L.M
8-18-94	70	78	4	4	100	C.W R.L.M
8-19-94	74	88	4	4	1500	C.W
8-20-94	70	86	4	4	600 UTO	C.W
8-21-94	72	74	4	4	300 UTO	C.W
8-22-94	63	70	4	4	300 UTO	C.W
8-23-94	59°	74	3	3	500 UTO	R.L.M
8-24-94	56°	76	3	3	400 C.W	R.L.M
8-25-94	79	88	4	4	500 C.W	R.L.M
8-26-94	78°	90°	4	4	700 C.W	R.L.M
8-27-94	78	86	4	4	600 C.W	R.L.M
8-28-94	82°	94°	4	4	700 C.W	R.L.M

CHILLWATER LOG

DATE	DB	WB	CHILLERS ON	CHILLWATER PUMPS ON	CHILLWATER LOSS	COMMENTS/ OPERATORS' INT.
8-30-94	78	62	3	3	400 C.W.S	Bm
8-31-94	83	74	4	4	500 R.L.M	Bm
9-1-94	75	61	4	4	300 R.L.M	Bm
9-2-94	73	59	3	4	700 R.L.M	Bm
9-3-94	73	59	3	4	500 L.R.S.	Bm
9-4-94	69	56	3	4	500 L.R.S	Bm
9-5-94	72	59	3	4	1000 L.R.S	Bm
9-6-94	71	60	3	4		UTO
9-7-94	78	73	3	5	500 Bm	UTO
9-8-94	78	72	3	4	400 Bm	UTO
9-9-94	81	75	4	4	600 Bm	UTO
9-10-94	74	69	3	4	500 Bm	UTO
9-11-94	70	66	3	4	500 Bm	UTO
9-12-94	72	67	3	4	700 Bm	UTO
9-13-94	83°	68	3	4	500 Bm	
9-14-94	87°	72°	4	4	400 UTO	
9-15-94	83°	73°	4	4	500 UTO	
9-16-94	84°	74	4	4	500 UTO	
9-17-94	74	72	4	4	300 UTO	
9-18-94	77°	64°	4	4	400 UTO	
9-19-94	70	68	3	3	700 UTO	
9-20-94	76	66	3	3	800 UTO	R.L.M.
9-21-94	74	59	3	4	900 L.R.S.	R.L.M
9-22-94	68	67	3	4	—0— L.R.S.	R.L.M.
9-23-94	66	63	3	4	200	R.L.M.
9-24-94	77	67	3	4	900 L.R.S	R.L.M
9-25-94	71	60	3	3		R.L.M
9-26-94	82	81°	4	4		R.L.M
9-27-94	77	65	4	4		Bm
9-28-94	69	58	3	3	800 R.L.M	Bm
9-29-94	67	55	2	2	100 Bm	Bm

CHILLWATER LOG

DATE	DB	WB	CHILLERS ON	CHILLWATER PUMPS ON	CHILLWATER LOSS 2300-0600	COMMENTS/ OPERATORS' INT.
10-1-94	76	67	3	3	300 C.W	
10-2-94	65	54	2	2	700 C.W	
10-3-94	59	48	2	3	1200 C.W	
10-4-94	61	56	2	2	-0- C.W	UTO
10-5-94	59	50	2	2	0 RM	UTO
10-6-94	61	47	2	2	1900 RM	UTO
10-7-94	67	62	2	2	1900 RM	UTO
10-8-94	67	51	2	2	800 RM	UTO
10-9-94	64	54	3	3	1000 RM	C.W (3/11)
10-10-94	57	45	2	2	400 RM	C.W (3/11)
10-11-94	62°	52°	2	2	1600 RM	
10-12-94	64°	53°	3	4	200 C.W	
10-13-94	62°	55°	3	3	3500 C.W	
10-14-94	67	53°	3	3	800 C.W	
10-15-94	61°	52°	3	3	500 C.W	
10-16-94	68°	53°	3	3	700 C.W	
10-17-94	63°	51°	3	3	1300 C.W	
10-18-94	71°	60°	3	3	600 C.W	R.LM 4-12
10-19-94	70°	55°	3	3	700 L.R.S	R.LM 4-12
10-20-94	73°	69°	3	3	900 L.R.S	R.LM 4-12
10-21-94	66°	52°	3	3	1500 L.R.S	R.LM 4-12
10-22-94	75	62	3	3	1800 L.R.S	R.LM 4-12
10-23-94	68°	67°	3	3	1600 L.R.S.	R.LM 4-12
10-24-94	72	36	3	3	1200 L.R.S.	R.LM 4-12
10-25-94	61	46	3	3	1000 L.R.S	RM
10-26-94	54	49	2	2	400 RM	RM 12.8
10-27-94	55	46	2	3	500	RM 12.8
10-28-94	60	49	2	2	500 RM	RM
10-29-94	67	54	2	2	400 RM	RM
10-30-94	75	59	3	3	500 RM	RM
10-31-94	69	65	3	3	500 RM	RM

CHILLWATER LOG

DATE	DB	WB	CHILLERS ON	CHILLWATER PUMPS ON	CHILLWATER LOSS	COMMENTS/ OPERATORS' INT. 3/11	12/8
11-1-94	53	48	2	2	500	C.W.	
11-2-94	58	38	2	2	900	C.W	RM
11-3-94	68	54	3	3	700	C.W	RM
11-4-94	70	63	3	3	400	C.W	RM
11-5-94	72	59	3	3	800	C.W.	RM
11-6-94	74	64	3	3	400	C.W.	RM
11-7-94	57	44	3	3	700	C.W	RM
11-8-94	66°	52°	3	3	600		RM
11-9-94	77°	61°	4	4	400		C.W.
11-10-94	54°	44°	2	2	900		C.W.
11-11-94	50°	40°	2	2	800		C.W
11-12-94	55°	42°	2	2	500		C.W
11-13-94	68	56°	3	3	800		C.W
11-14-94	68°	57°	3	3	800		C.W
11-15-94	70	67	3	3	400	VTO	C.W
11-16-94	47	45	2	2	1100	VTO	L.K.S.
11-17-94	52	49	2	2	600	VTO	L.K.S
11-18-94	60	51	3	3	500	VTO	L.K.S
11-19-94	62	56	3	3	800	VTO	L.K.S
11-20-94	56	51	2	2	1000	VTO	L.K.S
11-21-94	59	55	3	3	1300	VTO	L.K.S.
11-22-94	48	37	2	2	1400	RM	L.K.S.
11-23-94	46	34	2	2	800	RM	VTO
11-24-94	45	36	2	2	500	RM	VTO
11-25-94	52	41	2	2	200	RM	VTO
11-26-94	45	37	2	2	500	RM	VTO
11-27-94	35	32	2	2	100	RM	VTO
11-28-94	60	57	3	3	100	RM	VTO
11-29-94	50	37	3	3	900	RM	VTO
11-30-94	50	31	3	3	1000	RM	VTO
Dec 1 94	47	41	2	2	1300	Herbert	RM

CHILLWATER LOG

DATE	DB	WB	CHILLERS ON	CHILLWATER PUMPS ON	CHILLWATER LOSS	COMMENTS / OPERATORS' INT. (3/11)	(12/8)
12-2-94	57	46	3	3	800	C.W	R.M
12-3-94	57	48	3	3	800	C.W	R.M
12-4-94	56	53	3	3	900	C.W	R.M
12-5-94	66	63	3	3	1000	C.W	R.M
12-6-94	66	58	3	3	400		R.M
12-7-94	68	58	3	3	1000		C.W
12-8-94	39	36	2	2	700		C.W
12-9-94	48°	41°	2	2	500		C.W.
12-10-94	40°	39°	2	2	800		C.W
12-11-94	36°	24°	2	2	800		R.M.
12-12 94	31	60%	2	2	800		R.M.
12-13-94	40	37	2	2	1200	NTO	R.M.
12 14 94	45	41	2	2	500	NTO	L.K.S.
12-15-94	44	40	2	2	1400	NTO	L.K.S
12-16-94	46	41	2	2	2900	NTO	L.K.S.
12-17-94	49	46	2	2	3400	NTO	L.K.S.
12-18-94	51	46	2	2	3900	NTO	L.K.S.
12-19-94	45	42	2	2	2700	NTO	
12-20 94	41	35	2	2	700		R.M
12-21-94	52	30	3	3	500		R.M
12-21-94	45	40	2	2	400		NTO
12-22 94	46	41	2	2	300		NTO
12-23-94	57°	44°	3	3	900		NTO
12-24-94	44	43	2	2	900		NTO
12-25-94	52	45	2	2	070		NTO
12-26-94	51	41	2	2	050		NTO
12-27-94	53	42	2	2	800	C.W	NTO
12-28-94	57	46	3	3	800	C.W	C.W
12-29-94	43	35	2	2	400	C.W	C.W.
12-30-94	38	30	2	3	1200	C.W	C.W
12-31-94	37	36	2	3	500	C.W	C.W.
					800	C.W	

UNIT NR. [illegible]

AIR CONDITIONING LOG

DATE 1-15-94

WATER MAKE UP (READING)

2400 _____

GAL. USED _____

TIME	COOLER GPM SUCTION	COOLER REFRIG. TEMP.	COOLER REFRIG. LEVEL	COOLER WATER TEMP. IN	COOLER WATER TEMP. OUT	CONDENSER GPM DISCHARGE	CONDENSER COND. TEMP.	CONDENSER WATER TEMP. IN	CONDENSER WATER TEMP. OUT	POSITION CAP. INDICATOR	COMPRESSOR OIL BEARING TEMP.	COMPRESSOR OIL LEVEL	COMPRESSOR OIL TEMP.	COMPRESSOR OIL PRESSURE	MOTOR AMPS.	PURGE SUCTION PRESSURE	PURGE DISCHARGE	PURGE OIL LEVEL	PURGE REFR. LEVEL	COMMENTS
2300	47		[illegible]	[illegible]	42	127		[illegible]	[illegible]		TSG	1/8	119	81	90					
2400	48		[illegible]	[illegible]	42	[illegible]		[illegible]	83		TSG	1/8	120	80	87	DB	WB	RH	DP	
0100	[illegible]		[illegible]	[illegible]	[illegible]	[illegible]		[illegible]	[illegible]		TSG	1/8	120	80	88	19	15	67%	[illegible]	
0200	46		[illegible]	46.5	42.5	126		72	83		TSG	1/8	120	81	89					
0300	[illegible]		[illegible]	46.5	42.5	125		72	82		TSG	1/8	120	80	87					
0400	49		[illegible]	47	42.5	126		71.5	81.5		TSG	1/8	119	80	87					
0500	49		[illegible]	47	42.5	127		72	83		TSG	1/8	120	81	88					
0600	48		[illegible]	47	42	126		72	83		TSG	1/8	120	80	87					
REMARKS															MECHANIC'S SIGNATURE Bob Moyer					
0700	[illegible]		[illegible]	[illegible]	[illegible]	125		72	84		TSG	1/8	120	[illegible]	85					
0800	48		[illegible]	[illegible]	42	125		72	84		TSG	1/8	120	80	85					
0900	48								Secured @ 0900											
1000																				
1100																				
1200																				
1300																				
1400																				
REMARKS															MECHANIC'S SIGNATURE					
1500																				
1600																				
1700																				
1800																				
1900																				
2000																				
2100																				
2200																				

REMARKS

RUNNING TIME

MECHANIC'S SIGNATURE

TONNAGE PER SHIFT
12 TO 8 _____
8 TO 4 _____
4 TO 12 _____

WRAMC FORM 367
15 SEP 1961

UNIT NR. = 4

AIR CONDITIONING LOG

DATE 1-15-94

TIME	COOLER GPM SUCTION	COOLER REFRIG. TEMP.	COOLER REFRIG. LEVEL	COOLER WATER TEMP. IN	COOLER WATER TEMP. OUT	CONDENSER GPM DISCHARGE	CONDENSER COND. TEMP.	CONDENSER WATER TEMP. IN	CONDENSER WATER TEMP. OUT	POSITION CAP. INDICATOR	COMPRESSOR OIL BEARING TEMP.	COMPRESSOR OIL LEVEL	COMPRESSOR OIL TEMP.	COMPRESSOR OIL PRESSURE	MOTOR AMPS.	PURGE SUCTION PRESSURE	PURGE DISCHARGE	PURGE OIL LEVEL	PURGE REFR. LEVEL	WATER MAKE UP (READING) 2400 ____ GAL. USED ____ COMMENTS
2300	115		Full	65	112	129		94	84		TSG	7/8	119	83	91					112
2400	115		Full	66	115	130	X	98	85	X	TSG	7/8	119	82	90					112
0100	115		Full	55	112	128		95	84		TSG	7/8	116	82	89					112
0200	114		Full	45.5	111.5	118		76	81		TSG	7/8	116	82	89					111.5
0300	114		Full	45.5	111.5	116		75	80+		TSG	7/8	115	82	87					111.5
0400	114		Full	115.5	111.5	118		76	82		TSG	7/8	115	82	88					111.5
0500	115		Full	66	111.5	114		76	82		TSG	7/8	116	83	88					111.5
0600	116		Full	116	111.5	117		75.5	81		TSG	7/8	116	82	87					111.5

REMARKS

MECHANIC'S SIGNATURE Bob Hanson

TIME	COOLER GPM SUCTION	COOLER REFRIG. TEMP.	COOLER REFRIG. LEVEL	COOLER WATER TEMP. IN	COOLER WATER TEMP. OUT	CONDENSER GPM DISCHARGE	CONDENSER COND. TEMP.	CONDENSER WATER TEMP. IN	CONDENSER WATER TEMP. OUT	POSITION CAP. INDICATOR	COMPRESSOR OIL BEARING TEMP.	COMPRESSOR OIL LEVEL	COMPRESSOR OIL TEMP.	COMPRESSOR OIL PRESSURE	MOTOR AMPS.	PURGE SUCTION PRESSURE	PURGE DISCHARGE	PURGE OIL LEVEL	PURGE REFR. LEVEL	WATER MAKE UP (READING) COMMENTS
0700	116		Full	2	1.5	115		80	80		85	7/8	115	85	75					111
0800	116		Full	1	1.5	118		80	80		85	7/8	115	85	75					111
0900	116		Full	114	112	100		80	80		85	7/8	116	85	75					111
1000	116		Full	112	112	130		80	80		85	7/8	116	85	80					111
1100	116		Full	116	112	110		80	76		85	7/8	116	85	80					111
1200	114		Full	116	113	110		80	76		85	7/8	116	85	80					111
1300	114		Full	116	113	110		80	76		85	7/8	116	85	75					111
1400	115		Full	117	112	112		81	77		75	7/8	115	85	75					112

REMARKS 12 5 7

MECHANIC'S SIGNATURE

TIME	COOLER GPM SUCTION	COOLER REFRIG. TEMP.	COOLER REFRIG. LEVEL	COOLER WATER TEMP. IN	COOLER WATER TEMP. OUT	CONDENSER GPM DISCHARGE	CONDENSER COND. TEMP.	CONDENSER WATER TEMP. IN	CONDENSER WATER TEMP. OUT	POSITION CAP. INDICATOR	COMPRESSOR OIL BEARING TEMP.	COMPRESSOR OIL LEVEL	COMPRESSOR OIL TEMP.	COMPRESSOR OIL PRESSURE	MOTOR AMPS.	PURGE SUCTION PRESSURE	PURGE DISCHARGE	PURGE OIL LEVEL	PURGE REFR. LEVEL	WATER MAKE UP (READING) COMMENTS
1500								70												
1600								70												
1700								70												
1800								71												
1900																				
2000																				
2100																				
2200																				

REMARKS 9 35

RUNNING TIME

MECHANIC'S SIGNATURE

TONNAGE PER SHIFT
12 TO 8 ____
8 TO 4 ____
4 TO 12 ____

WRAMC FORM 367

UNIT NR. #2 [illegible]

AIR CONDITIONING LOG

DATE 1-16-94

WATER MAKE UP (READING)

2400 _____

GAL. USED _____

B: [illegible]

TIME	COOLER GPM SUCTION	COOLER REFRIG. TEMP.	COOLER REFRIG. LEVEL	COOLER WATER TEMP. IN	COOLER WATER TEMP. OUT	CONDENSER GPM DISCHARGE	CONDENSER COND. TEMP.	CONDENSER WATER TEMP. IN	CONDENSER WATER TEMP. OUT	POSITION CAP. INDICATOR	COMPRESSOR OIL BEARING TEMP.	COMPRESSOR OIL LEVEL	COMPRESSOR OIL TEMP.	COMPRESSOR OIL PRESSURE	MOTOR AMPS.	PURGE SUCTION PRESSURE	PURGE DISCHARGE	PURGE OIL LEVEL	PURGE REFR. LEVEL	COMMENTS S	COMMENTS R	COMMENTS S	COMMENTS R
2300	43		[illegible]	[illegible]		[illegible]		[illegible]	[illegible]	[illegible]	[illegible]	[illegible]	112	82	[illegible]	DB	WB	RH	DP	42	44	42	[illegible]
2400	43		Full	45	41.5	100		65	69		TSG	718	113	82	[illegible]	70	40	392	-13	42	[illegible]	[illegible]	67
0100	44		[illegible]	45.5	42	95		62	66		TSG	718	112	82	77					42.5	[illegible]	[illegible]	70
0200	43		[illegible]	45.5	42	93		62	67.5		TSG	718	112	82	76					[illegible]	[illegible]	[illegible]	[illegible]
0300	43		[illegible]	[illegible]	42	[illegible]		60	64.5		TSG	718	112	82	77					43	[illegible]	[illegible]	[illegible]
0400	43		[illegible]	[illegible]	41.5	92		60	65		TSG	718	111	82	78					[illegible]	[illegible]	[illegible]	[illegible]
0500	43		Full	45.5	41.5	93		62	65		TSG	718	111	82	77					43	45	[illegible]	[illegible]
0600	43		Full	45	41.5	91		60	64		TSG	718	112	82	75					[illegible]	[illegible]	[illegible]	[illegible]
REMARKS															MECHANIC'S SIGNATURE								
0700	44		Full	56	40	90		60	64		TSG	718	115	80	[illegible]					43	[illegible]	[illegible]	[illegible]
0800	44		Full	46	40	90		60	64		TSG	718	115	80	80					43	[illegible]	[illegible]	[illegible]
0900	44		Full	46	40	90		60	66		TSG	718	115	80	80					43	45	70	[illegible]
1000	44		Full	46	40	90		60	66		TSG	718	115	80	75					43	45	70	65
1100	44		Full	46	40	90		60	68		TSG	718	115	80	75					43	44	70	65
1200	46		Full	48	44	105		64	70		TSG	718	115	80	85					52	52	75	60
1300	46		Full	48	46	105		64	70		TSG	718	115	80	80					52	54	75	60
1400	46		Full	48	44	105		66	70		TSG	718	115	80	90					52	[illegible]	70	60
REMARKS	6.5 4 40 Z														MECHANIC'S SIGNATURE								
1500	46	—	[illegible]	46	[illegible]			66	70		[illegible]	[illegible]			[illegible]					[illegible]	[illegible]	[illegible]	
1600	46	—	[illegible]	46	[illegible]	101		66	[illegible]		[illegible]	[illegible]								[illegible]	[illegible]		
1700	46	—	[illegible]	[illegible]	[illegible]	101		[illegible]	[illegible]		[illegible]	[illegible]								[illegible]	[illegible]		
1800	46	—	Full	[illegible]	[illegible]	101		[illegible]	[illegible]		[illegible]	[illegible]								[illegible]	[illegible]		
1900	46	—	Full	46	42	102		62	71		[illegible]	[illegible]	115	80	75					[illegible]	[illegible]	[illegible]	[illegible]
2000	46	—	Full	[illegible]	42	91		61	70		[illegible]	[illegible]	115	80	80					[illegible]	[illegible]	[illegible]	[illegible]
2100	46	—	Full	[illegible]	[illegible]	91		61	70		[illegible]	[illegible]	[illegible]	80	70					[illegible]	[illegible]	[illegible]	[illegible]
2200	46	—	Full	45	[illegible]	[illegible]		[illegible]	[illegible]		[illegible]	[illegible]	[illegible]	80	80					[illegible]	[illegible]	[illegible]	[illegible]

REMARKS: 170380

RUNNING TIME: [illegible]

MECHANIC'S SIGNATURE: [illegible]

TONNAGE PER SHIFT
12 TO 8 _____
8 TO 4 _____
4 TO 12 _____

WRAMC FORM 367
16 SEP 1961

UNIT NR. #2A/C

AIR CONDITIONING LOG

DATE 1-17-94

WATER MAKE UP (READING)

2400 _____

GAL. USED _____

TIME	COOLER GPM SUCTION	COOLER REFRIG. TEMP.	COOLER REFRIG. LEVEL	COOLER WATER TEMP. IN	COOLER WATER TEMP. OUT	CONDENSER GPM DISCHARGE	CONDENSER COND. TEMP.	CONDENSER WATER TEMP. IN	CONDENSER WATER TEMP. OUT	POSITION CAP. INDICATOR	COMPRESSOR OIL BEARING TEMP.	COMPRESSOR OIL LEVEL	COMPRESSOR OIL TEMP.	COMPRESSOR OIL PRESSURE	MOTOR AMPS.	PURGE SUCTION PRESSURE	PURGE DISCHARGE	PURGE OIL LEVEL	PURGE REFR. LEVEL	COMMENTS S	COMMENTS R	COMMENTS S	COMMENTS R
2300	44		F11	47	42	93		63	70		TSG	718	114	81	87					45	47	75	65
2400	44		F11	47+	42.5	99		63.5	71	X	TSG	718	113	81	88	DP	UB	NH	DP	45	47	72	63
0100	44		F11	47+	42.5	101		64	72		TSG	718	113	81	90	140	11	496	-40	43	[illegible]	72	62
0200	44		F11	47	42.5	96		63.5	69		TSG	718	112	81	88					45	47	71	61
0300	44		F11	47.5	43	99		62	70		TSG	718	112	81	90					45+	47+	71	61
0400	44		F11	46	42	100		62	68		TSG	718	115	80	90					45	47	70	60
0500	44		F11	48	42	110		62	70		TSG	718	115	80	90					45	47	70	60
0600	44		F11	48	42	110		62	70		TSG	718	115	80	90					48	47	70	60
REMARKS															MECHANIC'S SIGNATURE Bob [illegible]								
0700	44		F11	48	42	105		62	70		TSG	718	115	80	90					45	47	75	65
0800	44		F11	48	42	110		62	74		TSG	718	115	80	100	18	9	49	2	[illegible]	48	75	[illegible]
0900	44		F11	48	42	110		70	76		TSG	718	115	80	100					[illegible]	48	[illegible]	[illegible]
1000	44		F11	48	42	110		70	76		TSG	718	115	80	100					[illegible]	48	[illegible]	[illegible]
1100	44		F11	48	42	110		70	76		TSG	718	115	80	100					[illegible]	48	[illegible]	[illegible]
1200	44		F11	48	42	110		70	76		TSG	718	118	80	100					[illegible]	[illegible]	[illegible]	[illegible]
1300	44		F11	48	42	118		70	78		TSG	718	116	80	110					45	48	[illegible]	[illegible]
1400	44		F11	48	42	120		70	78		TSG	718	115	80	110					45	46	[illegible]	[illegible]
REMARKS															MECHANIC'S SIGNATURE								
1500	44	—	F11	50	42	135		60	88	—	TSG	718	115	80	135					[illegible]	[illegible]	[illegible]	[illegible]
1600	44	—	F11	50	42	135		60	88	—	TSG	718	115	80	135					[illegible]	[illegible]	[illegible]	[illegible]
1700	44	—	F11	50	42	135		60	88	—	TSG	718	115	80	135					[illegible]	[illegible]	[illegible]	[illegible]
1800	44	—	F11	50	42	135		60	88	—	TSG	718	115	80	135					[illegible]	[illegible]	[illegible]	[illegible]
1900	44	—	F11	50	42	135		60	88	—	TSG	718	115	80	125					[illegible]	[illegible]	[illegible]	[illegible]
2000	44	—	F11	50	42	120		60	70	—	TSG	718	115	80	125					[illegible]	[illegible]	[illegible]	[illegible]
2100	44	—	F11	50	42	115		60	70	—	TSG	718	115	80	125					[illegible]	[illegible]	[illegible]	[illegible]
2200	44		F11	50	42	115		60	70	—	TSG	718	115	80	125					[illegible]	[illegible]	[illegible]	[illegible]

REMARKS 29 29 96 29

RUNNING TIME 24

MECHANIC'S SIGNATURE [illegible]

TONNAGE PER SHIFT
12 TO 8 _____
8 TO 4 _____
4 TO 12 _____

WRAMC FORM 367
15 SEP 1961

UNIT NR. 12

AIR CONDITIONING LOG

DATE 12/18-94

TIME	COOLER GPM	SUCTION	REFRIG. TEMP.	REFRIG. LEVEL	COOLER WATER TEMP. IN	COOLER WATER TEMP. OUT	CONDENSER GPM	DISCHARGE	COND. TEMP.	CONDENSER WATER TEMP. IN	CONDENSER WATER TEMP. OUT	POSITION CAP. INDICATOR	COMPRESSOR OIL BEARING TEMP.	COMPRESSOR OIL LEVEL	COMPRESSOR OIL TEMP.	COMPRESSOR OIL PRESSURE	MOTOR AMPS.	PURGE SUCTION PRESSURE	PURGE DISCHARGE	PURGE OIL LEVEL	PURGE REFR. LEVEL	WATER MAKE UP (READING) 2400 / GAL. USED	COMMENTS
2300	4/4		Full	1/8 S	43.5	129							TSC	7/8	116	81	138						
2400	4/4		Full	1/8	42	132							TSC	7/8	115	80	139	DB		NC	DP		
0100	4/4		Full	1/8	42	128		135	78				TSC	7/8	116	81	135	33	30	21	27		
0200	4/4		Full	1/8	42	128		20	77.5				TSC	7/8	116	81	131						
0300	4/4		Full	1/8	42	126		22	77.5				TSC	7/8	116	81	127						
0400	4/4		Full	1/8	42	126		22	79				TSC	7/8	115	82	124						
0500	4/4		Full	1/8	42	130		21	80				TSC	7/8	116	82	122						
0600																							

REMARKS

MECHANIC'S SIGNATURE Bob Mayer

TIME	COOLER GPM	SUCTION	REFRIG. TEMP.	REFRIG. LEVEL	COOLER WATER TEMP. IN	COOLER WATER TEMP. OUT	CONDENSER GPM	DISCHARGE	COND. TEMP.	CONDENSER WATER TEMP. IN	CONDENSER WATER TEMP. OUT	POSITION CAP. INDICATOR	COMPRESSOR OIL BEARING TEMP.	COMPRESSOR OIL LEVEL	COMPRESSOR OIL TEMP.	COMPRESSOR OIL PRESSURE	MOTOR AMPS.	PURGE SUCTION PRESSURE	PURGE DISCHARGE	PURGE OIL LEVEL	PURGE REFR. LEVEL	WATER MAKE UP (READING)	COMMENTS
0700	4/4		Full	1/8	42	110		68	76				TSC	7/8	115	80	110					02	1/8 45 60
0800																							
0900	4/4		Full	1/8	42	110		66	74				TSC	7/8	115	80	114	36	18	54	15		1/2 1/2 70 60
1000	4/3		Full	99+	43	121		67	75				TSC	7/8	115	80	128						42.5 47 69 64
1100	4/2		Full	50	43	126		67	76				TSC	7/8	115	81	131						42.5 47 72 65
1200	4/2		Full	50	43	125		67	77				TSC	7/8	115	81	135						42.5 47 72 65
1300	4/1		Full	50	42	125		66	75				TSC	7/8	115	81	135						42 47 71 65
1400	4/1		Full	50	42	124		67	76				TSC	7/8	115	81	135						42 47 71 65

REMARKS

MECHANIC'S SIGNATURE DB

TIME	COOLER GPM	SUCTION	REFRIG. TEMP.	REFRIG. LEVEL	COOLER WATER TEMP. IN	COOLER WATER TEMP. OUT	CONDENSER GPM	DISCHARGE	COND. TEMP.	CONDENSER WATER TEMP. IN	CONDENSER WATER TEMP. OUT	POSITION CAP. INDICATOR	COMPRESSOR OIL BEARING TEMP.	COMPRESSOR OIL LEVEL	COMPRESSOR OIL TEMP.	COMPRESSOR OIL PRESSURE	MOTOR AMPS.	PURGE SUCTION PRESSURE	PURGE DISCHARGE	PURGE OIL LEVEL	PURGE REFR. LEVEL	WATER MAKE UP (READING)	COMMENTS
1500	4/4		Full	50	42	115		67	76				TSC	7/8	114	82	112	DB	WB	RH	1.0		41.5 46 72 62
1600	4/4		Full	50	42	115		67	76				TSC	7/8	114	82	114	6	4	91	2.5		41.5 46 71 67
1700	4/3		Full	48.5	42	111		67	76				TSC	7/8	116	81	121						42.5 46 71 67
1800	4/2		Full	49	42	111		67	77					7/8	115	81	47						42 46 70 66
1900	4/2		Full	48	42	107		66	75				TSC	7/8	115	81	50						42 46 73 68
2000	4/2		Full	48	42	107		67	75					7/8	116	81	52						43 46 73 68
2100	4/1		Full	48	42	106		67	75				TSC	7/8	116	81	83						43 46 72 67
2200	4/1		Full	48	42	105		68	76					7/8	116	81	85						43 46 70 65

REMARKS

RUNNING TIME 24 DB

MECHANIC'S SIGNATURE

TONNAGE PER SHIFT
12 TO 8 ____
8 TO 4 ____
4 TO 12 ____

WRAMC FORM 347
SEP 1981

UNIT NR. #2 A/C

AIR CONDITIONING LOG

DATE 1-19-71

TIME	COOLER GPM	SUCTION	REFRIG. TEMP.	REFRIG. LEVEL	COOLER WATER TEMP. IN	COOLER WATER TEMP. OUT	CONDENSER GPM	DISCHARGE	COND. TEMP.	CONDENSER WATER TEMP. IN	CONDENSER WATER TEMP. OUT	POSITION CAP. INDICATOR	COMPRESSOR OIL BEARING TEMP.	COMPRESSOR OIL LEVEL	COMPRESSOR OIL TEMP.	COMPRESSOR OIL PRESSURE	MOTOR AMPS.	PURGE SUCTION PRESSURE	PURGE DISCHARGE	PURGE OIL LEVEL	PURGE REFR. LEVEL	WATER MAKE UP (READING) 2400 / GAL. USED	COMMENTS
2300	44		Full	46	42	98		70	80		TSG	7/8	115	81	77							42 45 70 65
2400	43	X	Full	46	42	96	X	70.5	80	X	TSG	7/8	115	81	74	DB	WB	RH	DP			42 45 70 65
0100	42		Full	45.5	41.5	92		58	64		TSG	7/8	114	80	70	8°	-2°	48%	-15°			41.5 44 67 64
0200																							
0300																							
0400																							
0500																							
0600																							

REMARKS 12:30 AM WYCOSK? ASKED FOR #2 BE Serviced TILL 1 AM B.T. TEMP.

MECHANIC'S SIGNATURE Bob Mayer

TIME	COOLER GPM	SUCTION	REFRIG. TEMP.	REFRIG. LEVEL	COOLER WATER TEMP. IN	COOLER WATER TEMP. OUT	CONDENSER GPM	DISCHARGE	COND. TEMP.	CONDENSER WATER TEMP. IN	CONDENSER WATER TEMP. OUT	POSITION CAP. INDICATOR	COMPRESSOR OIL BEARING TEMP.	COMPRESSOR OIL LEVEL	COMPRESSOR OIL TEMP.	COMPRESSOR OIL PRESSURE	MOTOR AMPS.	PURGE SUCTION PRESSURE	PURGE DISCHARGE	PURGE OIL LEVEL	PURGE REFR. LEVEL	COMMENTS
0700				2 CHILL	PUMP ON							CHILLER	OFF		ASE	DEF						71 66 67 60
0800	42+		Full	47	55	123		54	64		TSG	7/8	116	81	78							55 58 68 62
0900	42+		Full	54	51	125		59	69		TSG	7/8	116	82	142	DB	WB	RH	DP			61.5 55 64 60
1000	41		Full	46	40	120		58	66		TSG	7/8	116	80	135	-3	-5	48	17			39 43 68 63
1100	42		Full	45	40	92		59	66		TSG	7/8	116	80	70	RE STARTED #2						39 42 70 65
1200	43		Full	46	42	100		60	68		TSG	7/8	117	80	90	CHILLER						41 42 75 70
1300	42		Full	46	42	100		61	68		TSG	7/8	117	80	95							41 42 75 70
1400	43		Full	47	42			61	70		TSG	7/8	111	80	101							41 44 73 66

REMARKS Cond VALVE THROTTLED DOWN 3-CHILL Pump ON

MECHANIC'S SIGNATURE Bob Mayer

TIME	COOLER GPM	SUCTION	REFRIG. TEMP.	REFRIG. LEVEL	COOLER WATER TEMP. IN	COOLER WATER TEMP. OUT	CONDENSER GPM	DISCHARGE	COND. TEMP.	CONDENSER WATER TEMP. IN	CONDENSER WATER TEMP. OUT	POSITION CAP. INDICATOR	COMPRESSOR OIL BEARING TEMP.	COMPRESSOR OIL LEVEL	COMPRESSOR OIL TEMP.	COMPRESSOR OIL PRESSURE	MOTOR AMPS.	PURGE SUCTION PRESSURE	PURGE DISCHARGE	PURGE OIL LEVEL	PURGE REFR. LEVEL	COMMENTS
1500	44		Full	49	42	109		62	73		TSG	7/8	112	82	102	DB	WB	RH	DP			42 49 63 61
1600	43		Full	49	42	107		62	73		TSG	7/8	115	83	107	5°	3°	37%	-18°			42 49 67 64
1700	44		Full	49	42	102		62	72		TSG	7/8	115	83	94							41 48 74 68
1800	44		Full	47	42	100		62	72		TSG	7/8	115	80	97							41 48 73 67
1900	44		Full	47.5	42.5	100		56	64		TSG	7/8	117	79	93							42 44 71 66
2000	44		Full	47.5	42.5	100		56	64		TSG	7/8	117	79	94							42 44 70 65
2100	44		Full	47.5	42.5	100		57	64		TSG	7/8	119	79	96							42 44 70 65
2200	44		Full	47.5	42.5	100		56	70		TSG	7/8	119	79	94							42 44 71 64

REMARKS

RUNNING TIME 24 HRS

MECHANIC'S SIGNATURE

TONNAGE PER SHIFT
12 TO 8 ____
8 TO 4 ____
4 TO 12 ____

WRAMC FORM 367
16 SEP 1961

UNIT NR. [illegible]

AIR CONDITIONING LOG

DATE 1-20-94

TIME	COOLER GPM	COOLER SUCTION	COOLER REFRIG. TEMP.	COOLER REFRIG. LEVEL	COOLER WATER TEMP. IN	COOLER WATER TEMP. OUT	CONDENSER GPM	CONDENSER DISCHARGE	CONDENSER COND. TEMP.	CONDENSER WATER TEMP. IN	CONDENSER WATER TEMP. OUT	POSITION CAP. INDICATOR	COMPRESSOR OIL BEARING TEMP.	COMPRESSOR OIL LEVEL	COMPRESSOR OIL TEMP.	COMPRESSOR OIL PRESSURE	MOTOR AMPS.	PURGE SUCTION PRESSURE	PURGE DISCHARGE	PURGE OIL LEVEL	PURGE REFR. LEVEL	WATER MAKE UP (READING) 2400 / GAL. USED	COMMENTS
2300	42		F	43	42	101				71			TS6	F		79	93	DC		F	F		
2400	43		F	46	45	102				70			TS6	7/8		79	94	10°	4°	F	F		
0100	42		F	46	45	99				70			TS6	7/8		79	92						
0200	43		F	44	42	104				71			TS6	7/8		79	96						
0300	43		F	42	40	95				72			TS6	7/8		79	98						
0400	43		F	43	42	105				72			TS6	7/8		79	100						
0500	43		F	48.5	43	106				73				7/8		80	101						
0600	43		F	48.5	45	107				73			TS6	7/8		80	102						

REMARKS: Condenser Valve Throttled Down [illegible]

MECHANIC'S SIGNATURE

TIME	COOLER GPM	COOLER SUCTION	COOLER REFRIG. TEMP.	COOLER REFRIG. LEVEL	COOLER WATER TEMP. IN	COOLER WATER TEMP. OUT	CONDENSER GPM	CONDENSER DISCHARGE	CONDENSER COND. TEMP.	CONDENSER WATER TEMP. IN	CONDENSER WATER TEMP. OUT	POSITION CAP. INDICATOR	COMPRESSOR OIL BEARING TEMP.	COMPRESSOR OIL LEVEL	COMPRESSOR OIL TEMP.	COMPRESSOR OIL PRESSURE	MOTOR AMPS.	PURGE SUCTION PRESSURE	PURGE DISCHARGE	PURGE OIL LEVEL	PURGE REFR. LEVEL	WATER MAKE UP (READING)	COMMENTS
0700	44		F	46	43	112			60	74			TS6	7/8	117	80	112	D		10			
0800	41		F	45	42	115			60	74			TS6	7/8	115	80	115	11°	9°	83%	8		
0900	46		F	48	44	115			64	76			TS6	7/8	115	80	110						
1000	46		F	48	44	130			62	80			TS6	7/8	115	80	115						
1100	46		F	48	42	130			70	80			TS6	7/8	115	80	135						
1200	43		F	48	42	130			70	81			TS6	7/8	115	80	132						
1300	46		F	48	42	126			72	82			TS6	7/8	115	80	130						
1400	44		F	48	42	120			70	80			TS6	7/8	115	80	120						

REMARKS

MECHANIC'S SIGNATURE

TIME	COOLER GPM	COOLER SUCTION	COOLER REFRIG. TEMP.	COOLER REFRIG. LEVEL	COOLER WATER TEMP. IN	COOLER WATER TEMP. OUT	CONDENSER GPM	CONDENSER DISCHARGE	CONDENSER COND. TEMP.	CONDENSER WATER TEMP. IN	CONDENSER WATER TEMP. OUT	POSITION CAP. INDICATOR	COMPRESSOR OIL BEARING TEMP.	COMPRESSOR OIL LEVEL	COMPRESSOR OIL TEMP.	COMPRESSOR OIL PRESSURE	MOTOR AMPS.	PURGE SUCTION PRESSURE	PURGE DISCHARGE	PURGE OIL LEVEL	PURGE REFR. LEVEL	WATER MAKE UP (READING)	COMMENTS
1500	43		F	48	42	125			71	81			TS6	7/8	115	81	121	VB		RH			
1600	42		F	48	42	125			70	82			TS6	7/8	115	81	123	9°	7°	75%	10		
1700	42		F	48	42	125			70	82			TS6	7/8	115	81	117						
1800	42		F	47.5	42	125			71	81			TS6	7/8	115	81	124						
1900	42		F	47	42	121			71	82			TS6	7/8	115	81	125						
2000	42		F	47.5	42	124			70	82			TS6	7/8	115	81	124						
2100	42		F	47.5	42	123			69	81			TS6	7/8	115	80	123						
2200	42		F	47.5	42	122			69	81			TS6	7/8	115	80	121						

REMARKS

RUNNING TIME

MECHANIC'S SIGNATURE [signature]

TONNAGE PER SHIFT
12 TO 8 ____
8 TO 4 ____
4 TO 12 ____

WRAMC FORM 347
1E SEP 1981

UNIT NR. 1T - 1

AIR CONDITIONING LOG

DATE 1-21-94

TIME	COOLER GPM			WATER TEMP.		CONDENSER GPM		WATER TEMP.		POSITION CAP. INDICATOR	COMPRESSOR OIL				MOTOR AMPS.	PURGE				WATER MAKE UP (READING) 2400 _____ GAL. USED _____ COMMENTS
	SUCTION	REFRIG. TEMP.	REFRIG. LEVEL	IN	OUT	DISCHARGE	COND. TEMP.	IN	OUT		BEARING TEMP.	LEVEL	TEMP.	PRESSURE		SUCTION PRESSURE	DISCHARGE	OIL LEVEL	REFR. LEVEL	
2300																				
2400																				
0100																				
0200																				
0300																				
0400																				
0500																				
0600																				
REMARKS															MECHANIC'S SIGNATURE					
0700																				
0800																				
0900																				
1000																				
1100																				
1200																				
1300																				
1400																				
REMARKS															MECHANIC'S SIGNATURE					
1500																				
1600																				
1700																				
1800																				
1900																				
2000																				
2100																				
2200																				
REMARKS											RUNNING TIME 24 hrs				MECHANIC'S SIGNATURE					TONNAGE PER SHIFT 12 TO 8 _____ 8 TO 4 _____ 4 TO 12 _____

WRAMC FORM 347

UNIT NR. #1

AIR CONDITIONING LOG

DATE 22-94

WATER MAKE UP (READING)

2400 _____

GAL. USED _____

TIME	COOLER GPM SUCTION	COOLER REFRIG. TEMP.	COOLER REFRIG. LEVEL	COOLER WATER TEMP. IN	COOLER WATER TEMP. OUT	CONDENSER GPM DISCHARGE	CONDENSER COND. TEMP.	CONDENSER WATER TEMP. IN	CONDENSER WATER TEMP. OUT	POSITION CAP. INDICATOR	COMPRESSOR OIL BEARING TEMP.	COMPRESSOR OIL LEVEL	COMPRESSOR OIL TEMP.	COMPRESSOR OIL PRESSURE	MOTOR AMPS.	PURGE SUCTION PRESSURE	PURGE DISCHARGE	PURGE OIL LEVEL	PURGE REFR. LEVEL	COMMENTS
2300	[illegible]	—	[illegible]	59	[illegible]	140	—	[illegible]	78	—	TSG	[illegible]	120	[illegible]	140					[illegible]
2400	[illegible]	—	[illegible]	[illegible]	[illegible]	[illegible]	—		78	—	TSG	[illegible]	120	[illegible]	[illegible]					[illegible]
0100	[illegible]	—	[illegible]	[illegible]	[illegible]	[illegible]	[illegible]		[illegible]	—	TSG	[illegible]	[illegible]	[illegible]	[illegible]					[illegible]
0200	[illegible]	—	[illegible]	[illegible]	[illegible]	[illegible]			[illegible]	—	TSG	[illegible]	[illegible]	[illegible]	[illegible]					[illegible]
0300	[illegible]	—	[illegible]	[illegible]	[illegible]	[illegible]			[illegible]	—	TSG	[illegible]	[illegible]	[illegible]	[illegible]					[illegible]
0400	[illegible]	—	[illegible]	[illegible]	[illegible]	[illegible]			[illegible]	—	TSG	[illegible]	[illegible]	[illegible]	[illegible]					[illegible]
0500	[illegible]	—	[illegible]	[illegible]	45	[illegible]	—		[illegible]	—	TSG	[illegible]	[illegible]	[illegible]	[illegible]					[illegible]
0600	[illegible]	—	[illegible]	[illegible]	45	137	—	65	80	—	TSG	[illegible]	120	80	145					[illegible]
REMARKS	2013 [illegible]														MECHANIC'S SIGNATURE					[illegible]
0700	42		[illegible]	50	42	121		[illegible]	72		TSG	718	114	81	126					42 [illegible]
0800	42	X	[illegible]	50.5	[illegible]	124		[illegible]	72	X	TSG	718	115	82	127	DB	WB	RH	DP	[illegible] 7.5 [illegible]
0900	43		Full	51	43	122		62	70.5		TSG	718	115	82	132	126	11°	90%	7°	43 [illegible]
1000	42		Full	52	44	132		64	73		TSG	[illegible]	116	82	146					44 [illegible]
1100	42		Full	54	46	140		68	79		TSG	[illegible]	[illegible]	[illegible]	[illegible]					[illegible]
1200	42		Full	55	46	137		66	74		TSG	718	[illegible]	82	147					46 52 67 62
1300	49		Full	56	47	136		63	72.5		TSG	[illegible]	116	82	148					47 [illegible]
1400						[illegible]			[illegible]		[illegible]	[illegible]	[illegible]	[illegible]	[illegible]					[illegible]
REMARKS															MECHANIC'S SIGNATURE					[illegible]
1500	[illegible]			[illegible]	[illegible]	[illegible]		62	[illegible]		[illegible]	[illegible]	118	82	[illegible]	DB	WB	RH	DP	[illegible]
1600	[illegible]			[illegible]		[illegible]		[illegible]	72		[illegible]	[illegible]	118	[illegible]	[illegible]	32°	[illegible]	[illegible]	[illegible]	[illegible]
1700	[illegible]			[illegible]	51	[illegible]		[illegible]	72		TSG	[illegible]	119	82	146					51 [illegible]
1800	[illegible]			[illegible]	[illegible]	135		[illegible]	72		[illegible]	78	119	82	146					[illegible]
1900	[illegible]		[illegible]	60	51	135		62	73		T.S.G.	[illegible]	118	82	146					51 [illegible] 63 60
2000	[illegible]		[illegible]	60	[illegible]	135		62	73		T.S.G.	[illegible]	117	82	146					51 [illegible] 63 [illegible]
2100			[illegible]	58	50	134		62	73		[illegible]	[illegible]	117	82	146					50 [illegible] 68 66
2200			[illegible]	58	50	134		62	73		T.S.G.	[illegible]	117	82	145					50 [illegible] 67 62

REMARKS

HURRING TIME: 24 hrs

MECHANIC'S SIGNATURE: [illegible]

TONNAGE PER SHIFT: 12 TO 8 ____ 8 TO 4 ____ 4 TO 12 ____

WRAMC FORM 367

UNIT NR. F-12

AIR CONDITIONING LOG

DATE 1-22-94

TIME	COOLER GPM: SUCTION	REFRIG. TEMP.	REFRIG. LEVEL	COOLER WATER TEMP.: IN	OUT	CONDENSER GPM: DISCHARGE	COND. TEMP.	CONDENSER WATER TEMP.: IN	OUT	POSITION CAP. INDICATOR	COMPRESSOR OIL: BEARING TEMP.	LEVEL	TEMP.	PRESSURE	MOTOR AMPS.	PURGE: SUCTION PRESSURE	DISCHARGE	OIL LEVEL	REFR. LEVEL	WATER MAKE UP (READING) 2400 _____ GAL. USED _____ COMMENTS
2300																				
2400																				
0100																				
0200																				
0300																				
0400																				
0500																				
0600																				

REMARKS

MECHANIC'S SIGNATURE

0700																				
0800																				
0900																				
1000																				
1100				S T A T I A T				L L O A R S												
1200																				
1300																				
1400																				

REMARKS

MECHANIC'S SIGNATURE

1500																				
1600																				
1700																				
1800																				
1900																				
2000																				
2100																				
2200																				

REMARKS

RUNNING TIME

MECHANIC'S SIGNATURE

TONNAGE PER SHIFT
12 TO 8 _____
8 TO 4 _____
4 TO 12 _____

WRAMC FORM 367
1 SEP 1981

UNIT NR. 12

AIR CONDITIONING LOG

DATE 1-23-94

WATER MAKE UP (READING)

2400 _____

GAL. USED _____

TIME	COOLER GPM SUCTION	COOLER REFRIG. TEMP.	COOLER REFRIG. LEVEL	COOLER WATER TEMP. IN	COOLER WATER TEMP. OUT	CONDENSER GPM DISCHARGE	CONDENSER COND. TEMP.	CONDENSER WATER TEMP. IN	CONDENSER WATER TEMP. OUT	POSITION CAP. INDICATOR	COMPRESSOR OIL BEARING TEMP.	COMPRESSOR OIL LEVEL	COMPRESSOR OIL TEMP.	COMPRESSOR OIL PRESSURE	MOTOR AMPS.	PURGE SUCTION PRESSURE	PURGE DISCHARGE	PURGE OIL LEVEL	PURGE REFR. LEVEL	COMMENTS
2300	[illegible]	—	Full	[illegible]	[illegible]	[illegible]	—	[illegible]	72	—	[illegible]	[illegible]	120	80	[illegible]					[illegible]
2400	[illegible]	—	[illegible]	[illegible]	[illegible]	[illegible]	—	[illegible]	[illegible]	—	[illegible]	[illegible]	[illegible]	[illegible]	[illegible]					[illegible]
0100	[illegible]	—	[illegible]	[illegible]	[illegible]	[illegible]	—	[illegible]	[illegible]	—	[illegible]	[illegible]	[illegible]	[illegible]	[illegible]					[illegible]
0200	[illegible]	—	Full	51	[illegible]	130	—	[illegible]	[illegible]	—	[illegible]	[illegible]	[illegible]	[illegible]	[illegible]					[illegible]
0300	[illegible]	—	Full	51	48	130	—	[illegible]	[illegible]	—	[illegible]	[illegible]	[illegible]	[illegible]	[illegible]					[illegible]
0400	[illegible]		Full	51	46	[illegible]	—	[illegible]	[illegible]	—	[illegible]	[illegible]	[illegible]	[illegible]	[illegible]					[illegible]
0500	[illegible]		Full	[illegible]	44	[illegible]	—	[illegible]	[illegible]	—	[illegible]	[illegible]	[illegible]	[illegible]	[illegible]					[illegible]
0600	[illegible]		Full	[illegible]	44	[illegible]	—	[illegible]	[illegible]	—	[illegible]	[illegible]	[illegible]	[illegible]	[illegible]					[illegible]

REMARKS 1615 [illegible] 29 [illegible] 60% [illegible] POWER DIPE AT 5 15 LIGHT GOING DIM

MECHANIC'S SIGNATURE [illegible]

TIME	COOLER SUCTION	COOLER REFRIG. TEMP.	COOLER REFRIG. LEVEL	COOLER WATER TEMP. IN	COOLER WATER TEMP. OUT	CONDENSER DISCHARGE	CONDENSER COND. TEMP.	CONDENSER WATER TEMP. IN	CONDENSER WATER TEMP. OUT	POSITION CAP. INDICATOR	COMPRESSOR BEARING TEMP.	COMPRESSOR OIL LEVEL	COMPRESSOR OIL TEMP.	COMPRESSOR OIL PRESSURE	MOTOR AMPS.	PURGE SUCTION PRESSURE	PURGE DISCHARGE	PURGE OIL LEVEL	PURGE REFR. LEVEL	COMMENTS
0700	[illegible]		Full	50	[illegible]	[illegible]		[illegible]	74		TSG	7/8	114	81	148					[illegible]
0800	[illegible]		Full	49	43	120		[illegible]	[illegible]		[illegible]	[illegible]	113	81	110	[illegible]	[illegible]	[illegible]	[illegible]	[illegible]
0900	45		Full	49.5	42.5	117		72	77		TSG	7/8	114	82	94	[illegible]	[illegible]	[illegible]	[illegible]	SEE [illegible]
1000	[illegible]		Full	50	42.5	120		75	[illegible]		TSG	[illegible]	114	82	[illegible]					[illegible]
1100	[illegible]		Full	50	42	123		75	82		TSG	[illegible]	113	83	97					
1200	[illegible]		Full	50.5	[illegible]	125		[illegible]	84		TSG	7/8	113	83	113					
1300	45		Full	50.5	42	123		75	82.5		TSG	7/8	114	82	118					
1400	[illegible]		Full	[illegible]	[illegible]	[illegible]		[illegible]	84		TSG	7/8	113	82	123					

REMARKS

MECHANIC'S SIGNATURE [illegible]

TIME	COOLER SUCTION	COOLER REFRIG. TEMP.	COOLER REFRIG. LEVEL	COOLER WATER TEMP. IN	COOLER WATER TEMP. OUT	CONDENSER DISCHARGE	CONDENSER COND. TEMP.	CONDENSER WATER TEMP. IN	CONDENSER WATER TEMP. OUT	POSITION CAP. INDICATOR	COMPRESSOR BEARING TEMP.	COMPRESSOR OIL LEVEL	COMPRESSOR OIL TEMP.	COMPRESSOR OIL PRESSURE	MOTOR AMPS.	PURGE SUCTION PRESSURE	PURGE DISCHARGE	PURGE OIL LEVEL	PURGE REFR. LEVEL	COMMENTS
1500	45		Full	51	43.5	127		75	84		TSG	7/8	116	82	115					
1600	45		Full	52	44	127		75	85		TSG	7/8	116	83	120					
1700	45		Full	52	43	127		75	85		TSG	7/8	117	82	122	DB	WB	RH	DP	
1800	45		Full	52	43.5	125		74	84		TSG	7/8	117	83	122	44	40	62	32	
1900	45		Full	51	43	130		76	85		TSG	7/8	117	83	120					
2000	45		Full	52	43.5	126		75	85		TSG	7/8	117	83	121					
2100	45		Full	52	44	126		75	84		TSG	7/8	117	82	122					
2200	44		Full	52	43	127		74	84		TSG	7/8	117	82	125					

REMARKS

RUNNING TIME

MECHANIC'S SIGNATURE Richard Marott

TONNAGE PER SHIFT
12 TO 8 _____
8 TO 4 _____
4 TO 12 _____

WRAMC FORM 367
15 SEP 1981

UNIT NR. 1111

AIR CONDITIONING LOG

DATE Jan 24-94

TIME	COOLER GPM					CONDENSER GPM				POSITION CAP. INDICATOR	COMPRESSOR OIL				MOTOR AMPS.	PURGE				WATER MAKE UP (READING) 2400 _____ GAL. USED _____
	SUCTION	REFRIG. TEMP.	REFRIG. LEVEL	WATER TEMP. IN	WATER TEMP. OUT	DISCHARGE	COND. TEMP.	WATER TEMP. IN	WATER TEMP. OUT		BEARING TEMP.	LEVEL	TEMP.	PRESSURE		SUCTION PRESSURE	DISCHARGE	OIL LEVEL	REFR. LEVEL	COMMENTS
2300																				
2400																				
0100																				
0200																				
0300																				
0400																				
0500																				
0600																				
REMARKS															MECHANIC'S SIGNATURE					
0700																				
0800																				
0900																				
1000																				
1100																				
1200																				
1300				5	AR	T 12	LN	1c	12	Low	12	150	HU-1							
1400	11		11	107	76	124		50	12	Low	TSG	116	115	9.0	10					
REMARKS															MECHANIC'S SIGNATURE 12 Lin.					
1500	47		Full	49	42	126		73	85		TSG	118	115	82	110				0	
1600	48		Full	49	42.5	135		68	85		TSG	118	117	82	102					
1700	48		Full	50	43	125		66	80		TSG	118	117	81	102					
1800	49		Full	50	42	135		68	85		TSG	118	117	83	100					
1900	48		Full	48	42	127		66	82		TSG	118	117	81	95					
2000	49		Full	48	42	131		70	85		TSG	118	117	82	95					
2100	48		Full	48	42.5	127		68	83		TSG	118	117	82	95					
2200	49		Full	49	42.5	131		70	85		TSG	118	117	82	95					

REMARKS

RUNNING TIME

MECHANIC'S SIGNATURE Richard Maraio

TONNAGE PER SHIFT
12 TO 8 _____
8 TO 4 _____
4 TO 12 _____

WRAMC FORM 367

UNIT NR. #2 York

AIR CONDITIONING LOG

DATE 1-24-94

WATER MAKE UP (READING)

2400 _____

GAL. USED _____

TIME	COOLER GPM SUCTION	COOLER REFRIG. TEMP.	COOLER REFRIG. LEVEL	COOLER WATER TEMP. IN	COOLER WATER TEMP. OUT	CONDENSER GPM DISCHARGE	CONDENSER COND. TEMP.	CONDENSER WATER TEMP. IN	CONDENSER WATER TEMP. OUT	POSITION CAP. INDICATOR	COMPRESSOR OIL BEARING TEMP.	COMPRESSOR OIL LEVEL	COMPRESSOR OIL TEMP.	COMPRESSOR OIL PRESSURE	MOTOR AMPS.	PURGE SUCTION PRESSURE	PURGE DISCHARGE	PURGE OIL LEVEL	PURGE REFR. LEVEL	COMMENTS
2300	[illegible]	—	[illegible]	51	[illegible]	[illegible]		[illegible]	[illegible]	—	[illegible]	[illegible]	[illegible]	[illegible]	18					
2400	[illegible]	—	[illegible]	51	[illegible]	[illegible]		[illegible]	[illegible]	—	[illegible]	[illegible]	[illegible]	[illegible]	[illegible]					43 40 [illegible]
0100	[illegible]	—	[illegible]	[illegible]	[illegible]	[illegible]		[illegible]	[illegible]	—	[illegible]	[illegible]	[illegible]	[illegible]	[illegible]					
0200	[illegible]	—	[illegible]	[illegible]	[illegible]	[illegible]		[illegible]	[illegible]	—	[illegible]	[illegible]	[illegible]	[illegible]	[illegible]					
0300	[illegible]	—	[illegible]	[illegible]	[illegible]	[illegible]		[illegible]	[illegible]	—	[illegible]	[illegible]	[illegible]	[illegible]	[illegible]					
0400	[illegible]	—	[illegible]	[illegible]	[illegible]	[illegible]		[illegible]	[illegible]	—	[illegible]	[illegible]	[illegible]	[illegible]	[illegible]					
0500	[illegible]	—	[illegible]	[illegible]	[illegible]	[illegible]		[illegible]	[illegible]	—	[illegible]	[illegible]	[illegible]	[illegible]	[illegible]					
0600	[illegible]	—	[illegible]	[illegible]	[illegible]	[illegible]		[illegible]	[illegible]	—	[illegible]	[illegible]	[illegible]	[illegible]	[illegible]					
REMARKS															MECHANIC'S SIGNATURE					
0700	[illegible]		[illegible]	[illegible]		[illegible]		[illegible]	81		TSG	[illegible]	[illegible]	[illegible]	32					
0800	[illegible]		[illegible]	50	42	[illegible]		[illegible]	82		TSG	7/8	115	82	83					DB [illegible]
0900	[illegible]		[illegible]	[illegible]	42	120		[illegible]	83		TSG	[illegible]	[illegible]	[illegible]	[illegible]					[illegible]
1000	45		[illegible]	49.5	42	117		74	79		TSG	7/8	115	81	82					
1100	[illegible]		[illegible]	50	42	[illegible]		[illegible]	79.5		TSG	7/8	115	82	84					
1200	[illegible]		[illegible]	51	42	123		[illegible]	83		TSG	7/8	115	82	145		[illegible]	[illegible]	[illegible]	[illegible]
1300	[illegible]		[illegible]	[illegible]	42	130		76	82		TSG	[illegible]	114	[illegible]	127					[illegible]
1400			[illegible]	[illegible]	[illegible]	121		[illegible]	[illegible]		[illegible]	[illegible]	115	[illegible]	95					
REMARKS															MECHANIC'S SIGNATURE					
1500	45		Full	50	42	119		74	82		TSG	7/8	115	82	95					
1600	44		Full	50	42.5	116		74	80		TSG	7/8	117	82	97					
1700	45		Full	50	43	115		74	80		TSG	7/8	117	82	95	DB	WB	RH	DP	
1800	44		Full	50	42	115		74	80		TSG	7/8	115	82	95	57	48	48	40	
1900	45		Full	49	42	113		74	78		TSG	7/8	115	82	85					
2000	45		Full	50	42.5	113		73	79		TSG	7/8	115	82	85					
2100	45		Full	50	42	110		72	78		TSG	7/8	115	82	85					
2200	45		Full	50	42	112		72	78		TSG	7/8	115	82	85					

REMARKS

RUNNING TIME

MECHANIC'S SIGNATURE Richard Marais

TONNAGE PER SHIFT
12 TO 8 _____
8 TO 4 _____
4 TO 12 _____

WRAMC FORM 367
15 SEP 1961

UNIT NR. #

AIR CONDITIONING LOG

DATE 1 24 94

WATER MAKE UP (READING)

2400 _____

GAL. USED _____

TIME	COOLER GPM SUCTION	COOLER REFRIG. TEMP.	COOLER REFRIG. LEVEL	COOLER WATER TEMP. IN	COOLER WATER TEMP. OUT	CONDENSER GPM DISCHARGE	CONDENSER COND. TEMP.	CONDENSER WATER TEMP. IN	CONDENSER WATER TEMP. OUT	POSITION CAP. INDICATOR	COMPRESSOR OIL BEARING TEMP.	COMPRESSOR OIL LEVEL	COMPRESSOR OIL TEMP.	COMPRESSOR OIL PRESSURE	MOTOR AMPS.	PURGE SUCTION PRESSURE	PURGE DISCHARGE	PURGE OIL LEVEL	PURGE REFR. LEVEL	COMMENTS
2300																				
2400																				
0100																				
0200																				
0300																				
0400																				
0500	START AT 5 AM																			
0600																				
REMARKS															MECHANIC'S SIGNATURE					
0700	[illegible]	[illegible]	[illegible]	[illegible]	[illegible]	35	[illegible]	[illegible]	[illegible]	[illegible]	[illegible]	3	[illegible]	[illegible]	73	5	[illegible]	[illegible]	[illegible]	[illegible]
0800	[illegible]	[illegible]	[illegible]	[illegible]	[illegible]	39	[illegible]	[illegible]	84	X	165	3	127	[illegible]	75	5	55	[illegible]	[illegible]	[illegible]
0900	[illegible]	37	[illegible]	[illegible]	[illegible]	35	[illegible]	[illegible]	83+		163	3	126	18	[illegible]	[illegible]	[illegible]	[illegible]	[illegible]	[illegible]
1000	16	37.5	1/2	49	43	5	91		90		162	3	127	19	87	6	63	[illegible]	1/2	415 47 90 68
1100	[illegible]	[illegible]	[illegible]	52	[illegible]	[illegible]	[illegible]		96		[illegible]	[illegible]	[illegible]	[illegible]	[illegible]	[illegible]	57		3	[illegible]
1200	[illegible]	1:30	[illegible]	[illegible]	[illegible]	[illegible]	[illegible]		[illegible]	[illegible]	[illegible]	[illegible]	[illegible]	[illegible]	[illegible]	[illegible]	[illegible]	[illegible]	[illegible]	[illegible]
1300															84					
1400															85					
REMARKS															MECHANIC'S SIGNATURE					
1500																				
1600																				
1700																				
1800																				
1900																				
2000																				
2100																				
2200																				

REMARKS

RUNNING TIME

MECHANIC'S SIGNATURE

TONNAGE PER SHIFT
12 TO 8 _____
8 TO 4 _____
4 TO 12 _____

WRAMC FORM 367
10 SEP 1961

UNIT NR. #1 yon

AIR CONDITIONING LOG

DATE 1-25-[illegible]

WATER MAKE UP (READING)

2400 _____

GAL. USED _____

TIME	COOLER GPM SUCTION	COOLER REFRIG. TEMP.	COOLER REFRIG. LEVEL	COOLER WATER TEMP. IN	COOLER WATER TEMP. OUT	CONDENSER GPM DISCHARGE	CONDENSER COND. TEMP.	CONDENSER WATER TEMP. IN	CONDENSER WATER TEMP. OUT	POSITION CAP. INDICATOR	COMPRESSOR OIL BEARING TEMP.	COMPRESSOR OIL LEVEL	COMPRESSOR OIL TEMP.	COMPRESSOR OIL PRESSURE	MOTOR AMPS.	PURGE SUCTION PRESSURE	PURGE DISCHARGE	PURGE OIL LEVEL	PURGE REFR. LEVEL	COMMENTS
2300	[illegible]	—	[illegible]	[illegible]	[illegible]	[illegible]	—	[illegible]	40	—	[illegible]	[illegible]	[illegible]	[illegible]	[illegible]					
2400	[illegible]	—	[illegible]	[illegible]	[illegible]	[illegible]	—	[illegible]	40	—	[illegible]	[illegible]	[illegible]	[illegible]	[illegible]					
0100	[illegible]		[illegible]	[illegible]	[illegible]	[illegible]		[illegible]	[illegible]	—	[illegible]	[illegible]	[illegible]	[illegible]	[illegible]					
0200	[illegible]			[illegible]	[illegible]	[illegible]		[illegible]	[illegible]	—	[illegible]	[illegible]	[illegible]	[illegible]	[illegible]					
0300	[illegible]			[illegible]	[illegible]	[illegible]		[illegible]	[illegible]	—	[illegible]	[illegible]	[illegible]	[illegible]	[illegible]					
0400	[illegible]	—	[illegible]	[illegible]	[illegible]	[illegible]		[illegible]	[illegible]	—	[illegible]	[illegible]	[illegible]	[illegible]	[illegible]					
0500				[illegible]	[illegible]	[illegible]		[illegible]	[illegible]	—	[illegible]	[illegible]	[illegible]	[illegible]	[illegible]					
0600				[illegible]	[illegible]	[illegible]	—	[illegible]	[illegible]	—	[illegible]	[illegible]	[illegible]	[illegible]						
REMARKS															MECHANIC'S SIGNATURE					
0700	46		[illegible]					[illegible]	[illegible]	X	TSG	118	118	[illegible]	[illegible]					
0800	[illegible]		[illegible]	49	42	[illegible]		70	87		TSG	118	117	81	84					
0900	[illegible]				[illegible]	35		[illegible]	[illegible]		TSG	110	110	81	83					
1000	[illegible]					[illegible]		[illegible]	[illegible]		TSG	118	118	82	[illegible]					
1100	46		[illegible]	49.5	42	140		72	89		TSG	118	118	82	94					
1200	46		[illegible]	49.5	42	124		70.5	97		TSG	118	117	82	95					
1300	[illegible]		[illegible]	[illegible]	[illegible]	126		70	85		TSG	118	118	82	95					
1400	[illegible]		[illegible]	[illegible]	[illegible]	[illegible]		[illegible]	[illegible]		TSG	118	[illegible]	[illegible]	[illegible]					
REMARKS															MECHANIC'S SIGNATURE					
1500	48		[illegible]	50	42	140		72	90		TSG	118	115	85	95					
1600	48		[illegible]	50	42	140		72	90		TSG	[illegible]	[illegible]	[illegible]	[illegible]					
1700	[illegible]		[illegible]	[illegible]	42	140		72	90		TSG	[illegible]	[illegible]	[illegible]	95	45	45	22	45	
1800	48		[illegible]	50	42	140		72	90		TSG	118	115	85	90					
1900	48		[illegible]	50		135		72	88		TSG	118	115	85	90					
2000	48		[illegible]	50	[illegible]	135		70	88		TSG	118	115	85	85					
2100	48		[illegible]	50	42	135		70	86		TSG	115	118	85	80					
2200	48		[illegible]	50	42	130		70	86		TSG	115	118	85	80					

REMARKS

RUNNING TIME

MECHANIC'S SIGNATURE [signature]

TONNAGE PER SHIFT
12 TO 8 _____
8 TO 4 _____
4 TO 12 _____

WRAMC FORM 367
15 SEP 1961

UNIT NR. #2 York

AIR CONDITIONING LOG

DATE

TIME	COOLER GPM SUCTION	COOLER REFRIG. TEMP.	COOLER REFRIG. LEVEL	COOLER WATER TEMP. IN	COOLER WATER TEMP. OUT	CONDENSER GPM DISCHARGE	CONDENSER COND. TEMP.	CONDENSER WATER TEMP. IN	CONDENSER WATER TEMP. OUT	POSITION CAP. INDICATOR	COMPRESSOR OIL BEARING TEMP.	COMPRESSOR OIL LEVEL	COMPRESSOR OIL TEMP.	COMPRESSOR OIL PRESSURE	MOTOR AMPS.	PURGE SUCTION PRESSURE	PURGE DISCHARGE	PURGE OIL LEVEL	PURGE REFR. LEVEL	WATER MAKE UP (READING) 2400 / GAL. USED / COMMENTS
2300																				
2400																				
0100																				
0200																				
0300																				
0400																				
0500																				
0600																				

REMARKS

MECHANIC'S SIGNATURE

TIME	COOLER GPM SUCTION	COOLER REFRIG. TEMP.	COOLER REFRIG. LEVEL	COOLER WATER TEMP. IN	COOLER WATER TEMP. OUT	CONDENSER GPM DISCHARGE	CONDENSER COND. TEMP.	CONDENSER WATER TEMP. IN	CONDENSER WATER TEMP. OUT	POSITION CAP. INDICATOR	COMPRESSOR OIL BEARING TEMP.	COMPRESSOR OIL LEVEL	COMPRESSOR OIL TEMP.	COMPRESSOR OIL PRESSURE	MOTOR AMPS.	PURGE SUCTION PRESSURE	PURGE DISCHARGE	PURGE OIL LEVEL	PURGE REFR. LEVEL	WATER MAKE UP (READING) 2400 / GAL. USED / COMMENTS
0700																				
0800																				
0900																				
1000																				
1100																				
1200																				
1300																				
1400																				

REMARKS

MECHANIC'S SIGNATURE

TIME	COOLER GPM SUCTION	COOLER REFRIG. TEMP.	COOLER REFRIG. LEVEL	COOLER WATER TEMP. IN	COOLER WATER TEMP. OUT	CONDENSER GPM DISCHARGE	CONDENSER COND. TEMP.	CONDENSER WATER TEMP. IN	CONDENSER WATER TEMP. OUT	POSITION CAP. INDICATOR	COMPRESSOR OIL BEARING TEMP.	COMPRESSOR OIL LEVEL	COMPRESSOR OIL TEMP.	COMPRESSOR OIL PRESSURE	MOTOR AMPS.	PURGE SUCTION PRESSURE	PURGE DISCHARGE	PURGE OIL LEVEL	PURGE REFR. LEVEL	WATER MAKE UP (READING) 2400 / GAL. USED / COMMENTS
1500																				
1600																				
1700																				
1800																				
1900																				
2000																				
2100																				
2200																				

REMARKS

RUNNING TIME

MECHANIC'S SIGNATURE

TONNAGE PER SHIFT
12 TO 8 ____
8 TO 4 ____
4 TO 12 ____

WRAMC FORM 367
1 SEP 1961

UNIT NR. 1

AIR CONDITIONING LOG

DATE 1-26-94

WATER MAKE UP (READING)

2400 _____

GAL. USED _____

TIME	COOLER GPM SUCTION	COOLER REFRIG. TEMP.	COOLER REFRIG. LEVEL	COOLER WATER TEMP. IN	COOLER WATER TEMP. OUT	CONDENSER GPM DISCHARGE	CONDENSER COND. TEMP.	CONDENSER WATER TEMP. IN	CONDENSER WATER TEMP. OUT	POSITION CAP. INDICATOR	COMPRESSOR OIL BEARING TEMP.	COMPRESSOR OIL LEVEL	COMPRESSOR OIL TEMP.	COMPRESSOR OIL PRESSURE	MOTOR AMPS.	PURGE SUCTION PRESSURE	PURGE DISCHARGE	PURGE OIL LEVEL	PURGE REFR. LEVEL	COMMENTS
2300	[illegible]	—	[illegible]	50	[illegible]	[illegible]	—	[illegible]	[illegible]	—	[illegible]	[illegible]	118	80	[illegible]					
2400	[illegible]	—	[illegible]	[illegible]	[illegible]	[illegible]	—	[illegible]	[illegible]	—	[illegible]	[illegible]	118	80	[illegible]					
0100	[illegible]	—	[illegible]	[illegible]	[illegible]	[illegible]	—	[illegible]	[illegible]	—	[illegible]	[illegible]	118	80	[illegible]					
0200	[illegible]	—	[illegible]	50	[illegible]	120		70	[illegible]	—	[illegible]	[illegible]	118	[illegible]	110					
0300	[illegible]		[illegible]	[illegible]	[illegible]	[illegible]		[illegible]	[illegible]	—	[illegible]	[illegible]	118	[illegible]	[illegible]					
0400	[illegible]		[illegible]	[illegible]	[illegible]	[illegible]		[illegible]	80	—	[illegible]	[illegible]	[illegible]	[illegible]	[illegible]					
0500	[illegible]		[illegible]	[illegible]	[illegible]	[illegible]	—	[illegible]	80	—	[illegible]	[illegible]	[illegible]	[illegible]	[illegible]					
0600	44	—	Full	50	42	140	—	70	80	—	[illegible]	[illegible]	48	80	120					
REMARKS															MECHANIC'S SIGNATURE					
0700	[illegible]		[illegible]	[illegible]	42	140		[illegible]	88		T.S.G.	118	117	82	110					
0800	47		Full	49.5	42	141	X	69.5	89	X	TSG	118	117	83	112					
0900	47		Full	50	42	129		64	92		TSG	118	117	83	113					
1000	47		Full	49.5	41.8	125		62	79		TSG	118	116	81	110					
1100	47		Full	48	42	130		63	80		TSG	118	115	81	110					
1200	47		Full	49	42	130		63	81		TSG	118	115	81	110					
1300	47		Full	49	42	131		62	82		TSG	118	115	81	109					
1400	47		Full	49	42	124		62	81		TSG	118	116	81	107					
REMARKS															MECHANIC'S SIGNATURE					
1500	46		Full	50	42	120		[illegible]	82		TSG	[illegible]	[illegible]	80	105					
1600	46		Full	50	42	120		[illegible]	82		[illegible]	[illegible]	[illegible]	80	105	27	27	99	27	
1700	46		Full	48	42	135		70	86		TSG	118	115	80	110					
1800	46		Full	48	42	135		70	86		TSG	118	115	80	110					
1900	46		Full	48	42	140		70	86		TSG	118	115	80	110					
2000	46		Full	48	42	140		70	88		TSG	118	115	80	105					
2100	46		Full	48	42	140		70	88		TSG	118	118	80	100					
2200	48		Full	48	42	130		70	86		TSG	118	118	80	90					

REMARKS

RUNNING TIME

MECHANIC'S SIGNATURE

TONNAGE PER SHIFT
12 TO 8 _____
8 TO 4 _____
4 TO 12 _____

WRAMC FORM 367
15 SEP 1961

UNIT NR. 2

AIR CONDITIONING LOG

DATE 1-26-94

TIME	COOLER GPM SUCTION	COOLER REFRIG. TEMP.	COOLER REFRIG. LEVEL	COOLER WATER TEMP. IN	COOLER WATER TEMP. OUT	CONDENSER GPM DISCHARGE	CONDENSER COND. TEMP.	CONDENSER WATER TEMP. IN	CONDENSER WATER TEMP. OUT	POSITION CAP. INDICATOR	COMPRESSOR OIL BEARING TEMP.	COMPRESSOR OIL LEVEL	COMPRESSOR OIL TEMP.	COMPRESSOR OIL PRESSURE	MOTOR AMPS.	PURGE SUCTION PRESSURE	PURGE DISCHARGE	PURGE OIL LEVEL	PURGE REFR. LEVEL	WATER MAKE UP (READING) 2400 / GAL. USED / COMMENTS
2300	44	—	F	41	41	120	—	72	78	—	T36	7/8	116	80	95					
2400	44	—	F	41	41	120	—	72	78	—	T36	7/8	116	80	95					
0100	44	—	F	41	41	120	—	72	78	—	T36	7/8	116	80	95					
0200	44	—	F	41	41	120	—	72	78	—	T36	7/8	116	80	95					
0300	44	—	F	41	41	120	—	72	78	—	T36	7/8	116	80	95					
0400	44	—	F	41	41	120	—	72	78	—	T36	7/8	116	80	95					
0500	44	—	F	41	41	120	—	72	78	—	T36	7/8	116	80	95					
0600	44	—	F	41	41	120	—	72	78	—	T36	7/8	116	80	95					
REMARKS															MECHANIC'S SIGNATURE					
0700	44		F	41	41	120		72	78		T36	7/8	116	80	95					
0800	44		F	41	41	120		72	78		T36	7/8	116	80	95					
0900	44		F	41	41	120		72	78		T36	7/8	116	80	95					
1000	44		F	41	41	120		72	78		T36	7/8	116	80	95					
1100	44		F	41	41	120		72	78		T36	7/8	116	80	95					
1200	44		F	41	41	120		72	78		T36	7/8	116	80	95					
1300	44		F	41	41	120		72	78		T36	7/8	116	80	95					
1400	44		F	41	41	120		72	78		T36	7/8	116	80	95					
REMARKS															MECHANIC'S SIGNATURE					
1500	44		F	50	42	120		72	78		T36	7/8	116	80	95					
1600	44		F	50	42	120		72	78		T36	7/8	116	80	95					
1700	44		F	50	42	120		72	78		T36	7/8	116	80	95					
1800	44		F	50	42	120		72	80		T36	7/8	116	80	95					
1900	44		F	50	42	120		72	80		T36	7/8	116	80	90					
2000	44		F	48	42	118		72	80		T36	7/8	116	80	90					
2100	44		F	48	42	118		72	80		T36	7/8	116	80	88					
2200	44		F	48	42	118		72	80		T36	7/8	116	80	88					
REMARKS												RUNNING TIME			MECHANIC'S SIGNATURE					TONNAGE PER SHIFT 12 TO 8 / 8 TO 4 / 4 TO 12

WRAMC FORM 367

UNIT NR. #1 York

AIR CONDITIONING LOG

DATE 1-27-74

TIME	COOLER GPM: SUCTION	REFRIG. TEMP.	REFRIG. LEVEL	COOLER WATER TEMP.: IN	OUT	CONDENSER GPM: DISCHARGE	COND. TEMP.	CONDENSER WATER TEMP.: IN	OUT	POSITION CAP. INDICATOR	COMPRESSOR OIL: BEARING TEMP.	LEVEL	TEMP.	PRESSURE	MOTOR AMPS.	PURGE: SUCTION PRESSURE	DISCHARGE	OIL LEVEL	REFR. LEVEL	WATER MAKE UP (READING) / COMMENTS
2300	50		Full	48	43.5	121		68	82		TSG	V8	115	81	85					2400 _____ GAL. USED _____
2400	49		Full	48	43	135		70	86		TSG	V8	115	83	90					
0100	50		Full	48	43	129		70	84		TSG	V8	115	82	85					DB WB RH DP
0200	50		Full	48	43.5	130		70	86		TSG	V8	115	82	85					24 23 85 21
0300	50		Full	48	43	121		70	78		TSG	V8	115	81	85					
0400	50		Full	48	44	135		72	86		TSG	V8	115	83	85					
0500	50		Full	49	43	126		67	83		TSG	V8	115	82	85					
0600	50		Full	49	43	121		70	82		TSG	V8	115	81	85					
REMARKS															MECHANIC'S SIGNATURE Richard Maurio					
0700	49	↓	FULL	50	42.5	140	X	71	88	X	TSG	V8	116	82	103					
0800	49	↑	Full	50	42	128	↑	67	93	↑	TSG	V8	115	82	97	DB	WB	RH	DP	
0900	49		Full	49	42	122		66	91.5		TSG	V8	114	81	92	22	21	98%	18	DB WB RH DP
1000	49		Full	48.5	42	121		64	92		TSG	V8	115	81	90					22° 21° 98% 18°
1100	49		Full	49	42	128		71.5	87		TSG	V8	115	82	95					
1200	50		Full	49	42	136		75	85		TSG	V8	115	84	96					
1300	50		Full	48	42	123		68	81		TSG	V8	114	82	95					
1400	50		Full	48+	42	132		68.5	84		TSG	V8	115	82	96					
REMARKS															MECHANIC'S SIGNATURE Bob Hess					
1500	50		Full	48	42	120		68	84		TSG	V8	115	80	95					DB 23 RH 27
1600	48		Full	48	42	120		68	84		TSG	V8	115	80	98					
1700	48		Full	48	42	125		68	84		TSG	V8	115	80	90					
1800	48		Full	48	42	125		68	84		TSG	V8	115	80	100					
1900	48		Full	48	42	130		70	86		TSG	V8	115	80	100					
2000	48		Full	48	42	130		70	86		TSG	V8	116	80	95					
2100	48		Full	48	42	130		70	88		TSG	V8	115	80	95					
2200	48		Full	48	42	130		70	88		TSG	V8	115	82	95					
REMARKS												RUNNING TIME			MECHANIC'S SIGNATURE					TONNAGE PER SHIFT 12 TO 8 ____ 8 TO 4 ____ 4 TO 12 ____

WRAMC FORM 347
15 SEP 1961

UNIT NR. #2 York

AIR CONDITIONING LOG

DATE 1-27-94

TIME	COOLER GPM			WATER TEMP. IN	WATER TEMP. OUT	CONDENSER GPM		WATER TEMP. IN	WATER TEMP. OUT	POSITION CAP. INDICATOR	COMPRESSOR OIL BEARING TEMP.	OIL LEVEL	OIL TEMP.	OIL PRESSURE	MOTOR AMPS.	PURGE SUCTION PRESSURE	PURGE DISCHARGE	PURGE OIL LEVEL	PURGE REFR. LEVEL	WATER MAKE UP (READING) 2400 / GAL. USED	COMMENTS C	R	C	A
	SUCTION	REFRIG. TEMP.	REFRIG. LEVEL			DISCHARGE	COND. TEMP.																	
2300	47		Full	49	44	110		72	76		TSG	7/8	115	82	85						43	46	85	70
2400	45		Full	48	42	110		74	80		TSG	7/8	115	82	85						42	46	82	67
0100	45		Full	48	43	115		74	80		TSG	7/8	115	82	85						42	46	81	66
0200	45		Full	48	43	110		74	80		TSG	7/8	115	82	85						42	46	80	64
0300	45		Full	48	43	115		74	80		TSG	7/8	115	82	85						42	46	78	63
0400	45		Full	48	43	115		74	80		TSG	7/8	115	82	85						42	46	77	62
0500	45		Full	49	43	111		74	78		TSG	7/8	115	82	85						42	46	86	72
0600	45		Full	49	43	111		74	78		TSG	7/8	115	82	85						42	46	85	70
REMARKS															MECHANIC'S SIGNATURE Richard Thomas									
0700	45	X	Full	49.5	42	113	X	73	79	X	TSG	7/8	115	82	87						42.5	47	82	67
0800	45	X	Full	49.5	42	115	X	72	77.5	X	TSG	7/8	115	82	85						42.5	47	81	66
0900	45		Full	49.5	42	116		72.5	79		TSG	7/8	116	82	86						42	46.5	81	66
1000	45		Full	49	42	117		72	79		TSG	7/8	116	81	85						42	46.5	80	65
1100	45		Full	48.5	42	116		72	77		TSG	7/8	115	82	84						42	46.5	80	65
1200	45		Full	48.5	42	117		72	78.5		TSG	7/8	115	82	84						42	46.5	79	63
1300	45		Full	47.5	42	115		72	78.5		TSG	7/8	114	82	82						42	46.5	77	62
1400	46		Full	48.5	42	116		73	79		TSG	7/8	115	82	84									
REMARKS															MECHANIC'S SIGNATURE R. Thomas									
1500	44		Full	48	42	115		72	80		TSG	7/8	116	80	85						42	46	75	60
1600	44		Full	48	42	115		72	80		TSG	7/8	116	80	85						42	46	75	60
1700	44		Full	46	42	120		76	80		TSG	7/8	118	80	85						42			
1800	44		Full	48	42	120		72	80		TSG	7/8	118	80	85						42			
1900	44		Full	48	42	120		76	84		TSG	7/8	115	80	85						42	46	75	60
2000	44		Full	48	42	120		78	84		TSG	7/8	115	80	85						42	46	75	60
2100	44		Full	48	42	120		78	84		TSG	7/8	115	80	85						42	46	75	60
2200	44		Full	48	42	120		78	84		TSG	7/8	115	80	85						42	46	75	60
REMARKS											RUNNING TIME				MECHANIC'S SIGNATURE						TONNAGE PER SHIFT 12 TO 8 ____ 8 TO 4 ____ 4 TO 12 ____			

WRAMC FORM 367
SEP 1981

UNIT NR. 1

AIR CONDITIONING LOG

DATE 1-28-11

TIME	COOLER GPM SUCTION	COOLER REFRIG. TEMP.	COOLER REFRIG. LEVEL	COOLER WATER TEMP. IN	COOLER WATER TEMP. OUT	CONDENSER GPM DISCHARGE	CONDENSER COND. TEMP.	CONDENSER WATER TEMP. IN	CONDENSER WATER TEMP. OUT	POSITION CAP. INDICATOR	COMPRESSOR OIL BEARING TEMP.	COMPRESSOR OIL LEVEL	COMPRESSOR OIL TEMP.	COMPRESSOR OIL PRESSURE	MOTOR AMPS.	PURGE SUCTION PRESSURE	PURGE DISCHARGE	PURGE OIL LEVEL	PURGE REFR. LEVEL	WATER MAKE UP (READING) 2400 / GAL. USED / COMMENTS
2300	49		FULL	48	43	135		70	85		TSG	1/8	117	83	100					
2400	49		FULL	49	43	133		69	85		TSG	1/8	117	83	100					
0100	49		FULL	49	43	135		70	85		TSG	1/8	117	83	100					
0200	48		FULL	48	42.5	128		68	83		TSG	1/8	117	81	95					DB WB RH DP 27 27 96 26
0300	50		FULL	48	43	140		74	88		TSG	1/8	117	83	90					
0400	50		FULL	48	43	139		73	88		TSG	1/8	117	83	92					
0500	49		FULL	48	43	127		66	83		TSG	1/8	117	83	90					
0600	50		FULL	48	43	130		70	84		TSG	1/8	117	83	90					
REMARKS															MECHANIC'S SIGNATURE Richard Marcio					
0700	49		FULL	48	43	121		66	77		TSG	1/8	117	81	93					
0800	47		FULL	47	41	127		68	85		TSG	1/8	117	82	105					
0900	47		FULL	48	42.5	134		66	85		TSG	1/8	117	82	100					
1000	48		FULL	48	43	130		66	82		TSG	1/8	117	82	105					DB WB RH DP 33 33 100 33
1100	48		FULL	49	42.5	135		68	85		TSG	1/8	117	83	110					
1200	47		FULL	46	43	135		67	84		TSG	1/8	113	82	111					
1300	47		FULL	"	43	135		67	84		TSG	1/8	117	82	111					
1400	47		FULL	49	42	135		66	86		TSG	1/8	117	82	112					
REMARKS															MECHANIC'S SIGNATURE Richard Marcio					
1500	48		FULL	46	42	135		69	86		TSG	1/8	115	80	113					
1600	48		"	46	42	145		68	86		TSG	1/8	113	80	115					
1700	48		FULL	48	42	143		72	90		TSG	1/8	116	85	125					84 84 100 34
1800	48		FULL	00	44	145		72	90		TSG	1/8	115	85	125					
1900	48		FULL	50	44	145		72	90		TSG	1/8	114	85	120					
2000	48		FULL	48	44	135		70	86		TSG	1/8	115	85	120					
2100	49		FULL	48	44	135		66	86		TSG	1/8	118	85	120					
2200	48		FULL	48	44	134		66	86		TSG	1/8	115	85	120					
REMARKS													RUNNING TIME		MECHANIC'S SIGNATURE					TONNAGE PER SHIFT 12 TO 8 / 8 TO 4 / 4 TO 12

WRAMC FORM 367

UNIT NR. 2

AIR CONDITIONING LOG

DATE 1-25-71

TIME	COOLER GPM SUCTION	COOLER REFRIG. TEMP.	COOLER REFRIG. LEVEL	COOLER WATER TEMP. IN	COOLER WATER TEMP. OUT	CONDENSER GPM DISCHARGE	CONDENSER COND. TEMP.	CONDENSER WATER TEMP. IN	CONDENSER WATER TEMP. OUT	POSITION CAP. INDICATOR	COMPRESSOR OIL BEARING TEMP.	COMPRESSOR OIL LEVEL	COMPRESSOR OIL TEMP.	COMPRESSOR OIL PRESSURE	MOTOR AMPS.	PURGE SUCTION PRESSURE	PURGE DISCHARGE	PURGE OIL LEVEL	PURGE REFR. LEVEL	WATER MAKE UP (READING) 2400 / GAL. USED	COMMENTS Temp S	COMMENTS Temp R	COMMENTS Press S	COMMENTS Press R
2300	45		Full	49	43	125		76	84		TSG	7/8	117	82	85						42	41	78	67
2400	46		Full	49	43	123		78	84		TSG	7/8	117	83	85						42.5	46.5	84	68
0100	46		Full	49	43	123		76	84		TSG	7/8	117	83	85						42.5	46.5	83	67
0200	45		Full	48	42.5	120		76	84		TSG	7/8	117	83	85						42	46	81	66
0300	46		Full	48	43	120		76	84		TSG	7/8	117	83	85						42	46	80	65
0400	45		Full	48	42	121		76	84		TSG	7/8	117	83	85						42	46	79	64
0500	46		Full	49	42.5	121		75	84		TSG	7/8	117	83	85						42	46	77	63
0600	46		Full	49	42	120		75	84		TSG	7/8	117	83	85						42	46	76	62
REMARKS															MECHANIC'S SIGNATURE Richard Marcus									
0700	46		Full	49	43	120		75	83		TSG	7/8	117	83	87						42.5	46.5	85	70
0800	44		Full	48	41	121		76	84		TSG	7/8	117	82	90						41	45	83	68
0900	45		Full	49	42.5	124		77	84		TSG	7/8	117	83	93						41.5	46	81	66
1000	45		Full	49	42	127		78	85		TSG	7/8	117	83	100						42	47	81	66
1100	45		Full	49	43	125		78	85		TSG	7/8	117	83	100						42	47	79	67
1200	44		Full	49	43	128		80	89		TSG	7/8	115	83	101						42	47		
1300	44		Full	49	43	123		90	97		TSG	7/8	115	83	101									
1400	44		Full	49	43	130		79	85		TSG	7/8	115	83	102						42	47	76	61
REMARKS															MECHANIC'S SIGNATURE Richard Marcus									
1500	44		Full	48	42	125		80	84		TSG	7/8	115	80	105						42	47	80	65
1600	44		Full	48	42	124		80	84		TSG	7/8	115	80	105						42	48	82	68
1700	44		Full	50	43	125		78	84		TSG	7/8	115	80	100						42	49	80	65
1800	44		Full	50	42	125		78	84		TSG	7/8	115	80	100						42	47	80	65
1900	44		Full	50	43	125		78	84		TSG	7/8	115	80	100						42	47	80	65
2000	44		Full	48	42	125		78	84		TSG	7/8	115	80	100						42	47	75	60
2100	44		Full	48	43	125		76	84		TSG	7/8	115	80	100						42	47	75	60
2200	44		Full	48	42	120		76	84		TSG	7/8	115	80	100						42	47	75	60
REMARKS													RUNNING TIME		MECHANIC'S SIGNATURE						TONNAGE PER SHIFT 12 TO 8 ____ 8 TO 4 ____ 4 TO 12 ____			

WRAMC FORM 347
16 SEP 1961

UNIT NR. 1 [illegible]

AIR CONDITIONING LOG

DATE 1-29-94

WATER MAKE UP (READING)

2400 _____

GAL. USED _____

TIME	COOLER GPM SUCTION	COOLER REFRIG. TEMP.	COOLER REFRIG. LEVEL	COOLER WATER TEMP. IN	COOLER WATER TEMP. OUT	CONDENSER GPM DISCHARGE	CONDENSER COND. TEMP.	CONDENSER WATER TEMP. IN	CONDENSER WATER TEMP. OUT	POSITION CAP. INDICATOR	COMPRESSOR BEARING TEMP.	COMPRESSOR OIL LEVEL	COMPRESSOR OIL TEMP.	COMPRESSOR OIL PRESSURE	MOTOR AMPS.	PURGE SUCTION PRESSURE	PURGE DISCHARGE	PURGE OIL LEVEL	PURGE REFR. LEVEL	COMMENTS
2300	49		Full	50	43	138		68	87		TSG	1/8	117	83	107					
2400	49		Full	50	43	125		64	79		TSG	1/8	117	81	103					
0100	49		Full	49	43	135		67	85		TSG	1/8	117	83	105					DB WB RH DP
0200	49		Full	50	43	130		66	82		TSG	1/8	118	83	105					40 40 100 40
0300	49		Full	50	43	138		67	86		TSG	1/8	118	83	106					
0400	49		Full	50	43	134		67	84		TSG	1/8	118	83	107					
0500	49		Full	50	43	133		66	83		TSG	1/8	118	83	110					
0600	49		Full	51	43.5	130		65	82		TSG	1/8	118	83	108					
REMARKS															MECHANIC'S SIGNATURE Richard Marsie					
0700	46		Full	50	43	130	—	65	80	—	TSG	[illegible]	120	[illegible]	11[illegible]					
0800	49	—	Full	50	43	130		[illegible]	80	—	TSG	[illegible]	120	[illegible]	[illegible]					42 42 [illegible]
0900	[illegible]	—	Full	[illegible]	[illegible]	130		[illegible]	80	—	TSG	[illegible]	[illegible]	[illegible]	[illegible]					
1000	[illegible]	—	Full	[illegible]	[illegible]	[illegible]		[illegible]	80	—	TSG	[illegible]	[illegible]	[illegible]						
1100	[illegible]	—	Full	50	[illegible]	[illegible]		[illegible]	80	—	TSG	[illegible]	120	80	11[illegible]					
1200	[illegible]		Full	[illegible]	[illegible]	125		[illegible]	[illegible]	—	TSG	[illegible]	[illegible]	[illegible]	110					
1300	[illegible]		[illegible]	[illegible]	[illegible]	121		[illegible]	[illegible]	—	TSG	[illegible]	[illegible]	[illegible]	[illegible]					
1400	[illegible]		[illegible]	[illegible]	[illegible]	[illegible]		[illegible]	[illegible]	—	TSG	[illegible]	[illegible]	[illegible]	[illegible]					
REMARKS															MECHANIC'S SIGNATURE [illegible]					
1500	48		Full	[illegible]	42	130		66	80		TSG	1/8	115	80	115					
1600	48		Full	50	42	130		66	82		TSG	1/8	115	80	115					
1700	48		Full	50	42	130		66	82		TSG	1/8	115	80	115					48 42 86 [illegible]
1800	48		Full	50	42	130		66	84		TSG	1/8	115	80	115					
1900	48		Full	50	42	130		66	84		TSG	1/8	118	80	115<					
2000	48		Full	50	42	125		66	86		TSG	1/8	118	80	115<					
2100	48		Full	50	42	125		66	84			1/8	118	80	110					
2200	48		Full	50	42	125		66	86			1/8	115	80	110					

REMARKS

RUNNING TIME

MECHANIC'S SIGNATURE [illegible]

TONNAGE PER SHIFT
12 TO 8 _____
8 TO 4 _____
4 TO 12 _____

WRAMC FORM 367
15 SEP 1961

UNIT NR. 24 L

AIR CONDITIONING LOG

DATE 1-29-74

TIME	COOLER GPM SUCTION	COOLER REFRIG. TEMP.	COOLER REFRIG. LEVEL	COOLER WATER TEMP. IN	COOLER WATER TEMP. OUT	CONDENSER GPM DISCHARGE	CONDENSER COND. TEMP.	CONDENSER WATER TEMP. IN	CONDENSER WATER TEMP. OUT	POSITION CAP. INDICATOR	COMPRESSOR OIL BEARING TEMP.	COMPRESSOR OIL LEVEL	COMPRESSOR OIL TEMP.	COMPRESSOR OIL PRESSURE	MOTOR AMPS.	PURGE SUCTION PRESSURE	PURGE DISCHARGE	PURGE OIL LEVEL	PURGE REFR. LEVEL	WATER MAKE UP (READING) 2400 / GAL. USED	COMMENTS
2300	75		Full	50	42	124		75	84		TSG	7/8	117	83	102						
2400	44		Full	49	42	126		78	85		TSG	7/8	117	83	100						
0100	45		Full	49	42	125		75	84		TSG	7/8	117	83	100						
0200	46		Full	50	43	120		75	83		TSG	7/8	117	83	90						
0300	46		Full	50	43	125		76	84		TSG	7/8	117	83	93						
0400	46		Full	50	43	124		76	84		TSG	7/8	117	83	93						
0500	46		Full	50	43	121		75	84		TSG	7/8	117	83	95						
0600	46		Full	50	43	120		75	83		TSG	7/8	117	83	95						
REMARKS															MECHANIC'S SIGNATURE Richard Morris						
0700	46	=	Full	50	43	122	=	76	87	=	TSG	7/8	118	85	95						
0800	[illegible]	=	Full	50	43	[illegible]	=	[illegible]	[illegible]	=	TSG	7/8	118	85	[illegible]						
0900	[illegible]	=	Full	50	43	[illegible]	=	[illegible]	[illegible]	=	TSG	7/8	118	85	[illegible]						
1000	[illegible]	=	Full	[illegible]	[illegible]	[illegible]	=	[illegible]	[illegible]	=	TSG	7/8	118	85	[illegible]						
1100	[illegible]		[illegible]	[illegible]	[illegible]	[illegible]	=	[illegible]	[illegible]	=	TSG	7/8	118	85	[illegible]						
1200	[illegible]	=	[illegible]	[illegible]	[illegible]	[illegible]	=	[illegible]	[illegible]	=	TSG	7/8	118	85	100						
1300	[illegible]	=	[illegible]	[illegible]	[illegible]	[illegible]	=	[illegible]	[illegible]	=	TSG	7/8	118	85	100						
1400	[illegible]		[illegible]	[illegible]	[illegible]	[illegible]	=	[illegible]	[illegible]	=	TSG	7/8	118	85	[illegible]						
REMARKS															MECHANIC'S SIGNATURE						
1500	[illegible]		Full	50	42	[illegible]		76	86		TSG	7/8	115	80	100						
1600	[illegible]		Full	50	42	[illegible]		76	84		TSG	7/8	115	80	105						
1700	[illegible]		Full	50	42	[illegible]		76	84		TSG	7/8	115	80	105						
1800	44		Full	50	42	125		76	84		TSG	7/8	115	80	105						
1900	44		Full	50	42	125		76	84		TSG	7/8	115	80	108						
2000	44		Full	50	42	125		76	82		TSG	7/8	115	80	106						
2100	44		Full	50	42	125		76	82		TSG	7/8	115	80	105						
2200	44		Full	50	42	125		76	82		TSG	7/8	115	80	105						
REMARKS													RUNNING TIME		MECHANIC'S SIGNATURE					TONNAGE PER SHIFT 12 TO 8 / 8 TO 4 / 4 TO 12	

WRAMC FORM 367

UNIT NR. 1

AIR CONDITIONING LOG

DATE 1-30-94

WATER MAKE UP (READING)

2400 _____

GAL. USED _____

TIME	COOLER GPM SUCTION	COOLER REFRIG. TEMP.	COOLER REFRIG. LEVEL	COOLER WATER TEMP. IN	COOLER WATER TEMP. OUT	CONDENSER GPM DISCHARGE	CONDENSER COND. TEMP.	CONDENSER WATER TEMP. IN	CONDENSER WATER TEMP. OUT	POSITION CAP. INDICATOR	COMPRESSOR OIL BEARING TEMP.	COMPRESSOR OIL LEVEL	COMPRESSOR OIL TEMP.	COMPRESSOR OIL PRESSURE	MOTOR AMPS.	PURGE SUCTION PRESSURE	PURGE DISCHARGE	PURGE OIL LEVEL	PURGE REFR. LEVEL	COMMENTS
2300	49		Full	49	43	129		67	82		TSG	1/8	117	82	107					
2400	48		Full	50	43	135		65	85		TSG	1/8	118	82	108					
0100	48		Full	50	43	133		65	82		TSG	1/8	118	82	108					DB WB RH DP
0200	48		Full	50	43	127		65	82		TSG	1/8	118	82	107					38 34 64 28
0300	48		Full	50	43	130		65	85		TSG	1/8	118	82	105					
0400	48		Full	50	43	135		67	85		TSG	1/8	118	82	105					
0500	48		Full	50	43	126		65	80		TSG	1/8	118	82	105					
0600	48		Full	50	43	130		67	83		TSG	1/8	118	83	107					
REMARKS															MECHANIC'S SIGNATURE Richard Marais					
0700	[illegible]		[illegible]		[illegible]	[illegible]		[illegible]	[illegible]		[illegible]	[illegible]	117	80	105					
0800	[illegible]		[illegible]		[illegible]	[illegible]		[illegible]	[illegible]		[illegible]	[illegible]	118	80	105					37 18.52 [illegible]
0900	[illegible]		[illegible]		[illegible]	[illegible]		[illegible]	[illegible]		[illegible]	[illegible]	118	80	105					
1000	49		Full	50	42	[illegible]		68	82		TSG	[illegible]	115	80	110					
1100	49		Full	50	42	[illegible]		68	82		TSG	[illegible]	115	80	110					
1200	49		Full	50	43	136		68	82		TSG	[illegible]	115	80	110					
1300	49		Full	50	43	135		68	82		TSG	[illegible]	115	80	110					
1400	49		Full	50	42	131		68	82		TSG	[illegible]	115	80	110					
REMARKS															MECHANIC'S SIGNATURE [illegible]					
1500	48		Full	50	42	140		68	82		TSG	118	115	80	110					32 32 44 32
1600	48		Full	50	42	140		68	84		TSG	118	115	80	110					
1700	48		Full	50	42	140		68	84		TSG	118	115	80	110					
1800	48		Full	48	42	135		68	82		TSG	118	115	80	105					
1900	48		Full	48	42	135		68	82		TSG	118	115	80	105					
2000	48		Full	48	42	130		68	82		TSG	118	115	80	100					
2100	48		Full	48	42	130		68	82		TSG	118	115	80	100					
2200	48		Full	48	42	135		68	84		TSG	118	115	80	105					

REMARKS

RUNNING TIME

MECHANIC'S SIGNATURE [illegible]

TONNAGE PER SHIFT
12 TO 8 _____
8 TO 4 _____
4 TO 12 _____

WRAMC FORM 367

UNIT NR. 2

AIR CONDITIONING LOG

DATE 1-30-[illegible]

WATER MAKE UP (READING)

2400 _____

GAL. USED _____

TIME	COOLER GPM SUCTION	COOLER REFRIG. TEMP.	COOLER REFRIG. LEVEL	COOLER WATER TEMP. IN	COOLER WATER TEMP. OUT	CONDENSER GPM DISCHARGE	CONDENSER COND. TEMP.	CONDENSER WATER TEMP. IN	CONDENSER WATER TEMP. OUT	POSITION CAP. INDICATOR	COMPRESSOR OIL BEARING TEMP.	COMPRESSOR OIL LEVEL	COMPRESSOR OIL TEMP.	COMPRESSOR OIL PRESSURE	MOTOR AMPS.	PURGE SUCTION PRESSURE	PURGE DISCHARGE	PURGE OIL LEVEL	PURGE REFR. LEVEL	COMMENTS Temp S	COMMENTS Temp R	COMMENTS Press S	COMMENTS Press R
2300	45		Full	50	43	122		75	84		TSG	7/8	117	82	95					42.5	42.5	75	64
2400	45		Full	50	42.5	121		75	84		TSG	7/8	117	82	95					42.5	42.5	84	70
0100	45		Full	50	42	122		75	84		TSG	7/8	117	82	95					42.5	42.5	84	68
0200	45		Full	49	42	122		75	84		TSG	7/8	117	83	95					42.5	42.5	80	66
0300	45		Full	50	42	121		75	84		TSG	7/8	117	83	95					42.5	[illegible]	80	65
0400	45		Full	50	42	120		75	84		TSG	7/8	117	83	95					42.5	42.5	79	64
0500	45		Full	49	42	121		75	84		TSG	7/8	117	83	93					42.5	42	77	63
0600	45		Full	49	42	119		75	84		TSG	7/8	117	83	93					42.5	42	75	61
REMARKS															MECHANIC'S SIGNATURE [illegible]								
0700	[illegible]		[illegible]	49	42	[illegible]		[illegible]	[illegible]		[illegible]	[illegible]	118	[illegible]	[illegible]					[illegible]	[illegible]		
0800	45		[illegible]	[illegible]	[illegible]	[illegible]		[illegible]	[illegible]		[illegible]	[illegible]	[illegible]	[illegible]	[illegible]					[illegible]	[illegible]		
0900	45		[illegible]	[illegible]	[illegible]	[illegible]		[illegible]	[illegible]		[illegible]	[illegible]	[illegible]	[illegible]	[illegible]					[illegible]	[illegible]		
1000	45		Full	49	42	120		78	86		TSG	7/8	115	80	90					42	[illegible]	71	[illegible]
1100	45		Full	49	42	120		78	86		TSG	7/8	115	80	90					[illegible]	[illegible]	[illegible]	[illegible]
1200	45		Full	49	42	120		78	86		TSG	7/8	115	80	90					[illegible]	[illegible]	[illegible]	[illegible]
1300	45		Full	49	42	120		78	85		TSG	7/8	115	80	90					42	[illegible]	[illegible]	[illegible]
1400	45		Full	49	42	120		78	85		TSG	7/8	[illegible]	80	[illegible]					42	[illegible]	[illegible]	[illegible]
REMARKS															MECHANIC'S SIGNATURE [illegible]								
1500	46		Full	48	42	120		78	86		TSG	7/8	115	80	90					42	48	75	60
1600	46		Full	48	42	120		78	86		TSG	7/8	115	80	90					42	48	75	60
1700	46		Full	48	42	120		78	86		TSG	7/8	115	80	90					42	48	75	60
1800	46		Full	48	42	120		78	86		TSG	7/8	115	80	85					42	47	75	60
1900	46		Full	48	42	120		78	84		TSG	7/8	115	80	85					42	47	75	60
2000	46		Full	48	42	120		78	84		TSG	7/8	115	80	85					42	47	75	60
2100	44		Full	48	42	120		78	84		TSG	7/8	115	80	85					42	47	75	60
2200	44		Full	48	42	120		78	82		TSG	7/8	118	80	80					42	47	75	60

REMARKS

RUNNING TIME

MECHANIC'S SIGNATURE [illegible]

TONNAGE PER SHIFT
12 TO 8 _____
8 TO 4 _____
4 TO 12 _____

WRAMC FORM 367

UNIT NR. 1

AIR CONDITIONING LOG

DATE 1-31-91

TIME	COOLER GPM	SUCTION	REFRIG. TEMP.	REFRIG. LEVEL	WATER TEMP. IN	WATER TEMP. OUT	CONDENSER GPM	DISCHARGE	COND. TEMP.	WATER TEMP. IN	WATER TEMP. OUT	POSITION CAP. INDICATOR	COMPRESSOR OIL BEARING TEMP.	OIL LEVEL	OIL TEMP.	OIL PRESSURE	MOTOR AMPS.	PURGE SUCTION PRESSURE	PURGE DISCHARGE	PURGE OIL LEVEL	PURGE REFR. LEVEL	WATER MAKE UP (READING) 2400 / GAL. USED / COMMENTS
2300	48		Full	49	43	126		64	80		TSG	7/8	117	82	103						
2400	48		Full	49	43	130		64	84		TSG	7/8	117	82	103						
0100	48		Full	48	43	135		66	85		TSG	7/8	117	83	103						DB WB RH DP
0200	48		Full	48	42.5	124		62	79		TSG	7/8	118	81	100						32 29 70 25
0300	48		Full	48	42.5	121		64	78		TSG	7/8	118	81	102						
0400	48		Full	48	42.5	136		65	79		TSG	7/8	118	81	102						
0500	48		Full	48	43	130		66	83		TSG	7/8	118	82	104						
0600	48		Full	48	42.5	133		66	83		TSG	7/8	118	82	104						
REMARKS																	MECHANIC'S SIGNATURE Richard Monaco					
0700	47		Full	47	42	127		65	80		TSG	7/8	117	82	104						
0800	47		Full	46	42	130		65	80		TSG	7/8	116	80	101						36 24 56 26
0900	47		Full	43	42	136		67	80		TSG	7/8	116	80	101						
1000	47		Full	43	42	140		66	80		TSG	7/8	116	80	110						
1100	47		Full	43	42	136		67	80		TSG	7/8	117	82	110						
1200	47		Full	47	42	138		67	80		TSG	7/8	117	82	111						
1300	47		Full	47	42	140		67	80		TSG	7/8	117	82	111						
1400	47		Full	47	42	140		67	80		TSG	7/8	117	82	111						
REMARKS																	MECHANIC'S SIGNATURE					
1500	48		Full	50	42	140		70	90		TSG	7/8	117	80	120						37 30 45 20
1600	48		Full	50	42	142		70	90		TSG	7/8	117	80	120						
1700	48		Full	50	42	150		70	92		TSG	7/8	117	85	120						
1800	48		Full	50	42	150		70	92		TSG	7/8	117	85	120						
1900	48		Full	50	42	145		70	90		TSG	7/8	117	80	115						
2000	48		Full	48	42	145		70	90		TSG	7/8	117	80	116						
2100	48		Full	48	42	140		70	88		TSG	7/8	117	80	110						
2200	48		Full	48	42	135		70	86		TSG	7/8	117	80	109						
REMARKS													RUNNING TIME				MECHANIC'S SIGNATURE					TONNAGE PER SHIFT 12 TO 8 / 8 TO 4 / 4 TO 12

WRAMC FORM 347
15 SEP 1981

UNIT NR. 2

AIR CONDITIONING LOG

DATE 1-31-7

TIME	COOLER GPM SUCTION	COOLER REFRIG. TEMP.	COOLER REFRIG. LEVEL	COOLER WATER TEMP. IN	COOLER WATER TEMP. OUT	CONDENSER GPM DISCHARGE	CONDENSER COND. TEMP.	CONDENSER WATER TEMP. IN	CONDENSER WATER TEMP. OUT	POSITION CAP. INDICATOR	COMPRESSOR OIL BEARING TEMP.	COMPRESSOR OIL LEVEL	COMPRESSOR OIL TEMP.	COMPRESSOR OIL PRESSURE	MOTOR AMPS.	PURGE SUCTION PRESSURE	PURGE DISCHARGE	PURGE OIL LEVEL	PURGE REFR. LEVEL	WATER MAKE UP (READING) 2400 / GAL. USED	COMMENTS S	COMMENTS F	S	F
2300	45		Full	49	42	120		75	84		TSG	7/8	117	83	90						72.5	47	83	69
2400	45		Full	48	42	125		76	84		TSG	7/8	117	83	90						72.5	47	82	67
0100	45		Full	49	42	123		76	85		TSG	7/8	117	83	90						72	47	80	66
0200	45		Full	48	42	128		76	85		TSG	7/8	117	83	90						42	47	79	64
0300	45		Full	49	42	123		76	84		TSG	7/8	117	83	90						42	46	76	62
0400	45		Full	49	42	124		76	84		TSG	7/8	117	83	90						42	46	74	63
0500	45		Full	49	42	124		76	84		TSG	7/8	117	83	88						42	46	77	67
0600	45		Full	49	42	120		75	84		TSG	7/8	117	83	87						42	46	84	69
REMARKS															MECHANIC'S SIGNATURE Richard Marsico									
0700																								
0800	45		Full	48	41	120		76	85		TSG	7/8	115	80	100						42	46	81	60
0900	47		Full	49	41	121		76	85		TSG	7/8	115	80	100						42	46	82	60
1000	47		Full	48	42	120		77	86		TSG	7/8	115	80	100						41			
1100	46		Full	48	42	120		77	86		TSG	7/8	115	80	100								83	
1200	47		Full	48	42	120		76	86		TSG	7/8	115	80	100									
1300	46		Full	48	42	120					TSG	7/8	115	80										
1400												7/8												
REMARKS															MECHANIC'S SIGNATURE									
1500	47		Full	48	42	120		78	86		TSG	7/8	115	80	105						42			
1600	47		Full	48	42	122		78	86		TSG	7/8	115	80	105						42	47	81	63
1700	47		Full	48	42	125		76	84		TSG	7/8	115	80	105						42	47	80	65
1800	44		Full	48	42	125		76	84		TSG	7/8	115	80	105						42	47	80	65
1900	44		Full	48	42	125		76	84		TSG	7/8	115	80	100						42	47	80	65
2000	44		Full	48	42	125		76	82		TSG	7/8	115	80	100						41	46	80	70
2100	44		Full	48	42	125		76	82		TSG	7/8	115	80	95						41	46	80	70
2200	44		Full	48	42	120		76	82		TSG	7/8	115	80	90						41	46	80	70
REMARKS												RUNNING TIME			MECHANIC'S SIGNATURE					TONNAGE PER SHIFT 12 TO 8 / 8 TO 4 / 4 TO 12				

WRAMC FORM 367

UNIT NR. #1 York

AIR CONDITIONING LOG

DATE 2-14-94

TIME	COOLER GPM SUCTION	COOLER REFRIG. TEMP.	COOLER REFRIG. LEVEL	COOLER WATER TEMP. IN	COOLER WATER TEMP. OUT	CONDENSER GPM DISCHARGE	CONDENSER COND. TEMP.	CONDENSER WATER TEMP. IN	CONDENSER WATER TEMP. OUT	POSITION CAP. INDICATOR	COMPRESSOR OIL BEARING TEMP.	COMPRESSOR OIL LEVEL	COMPRESSOR OIL TEMP.	COMPRESSOR OIL PRESSURE	MOTOR AMPS.	PURGE SUCTION PRESSURE	PURGE DISCHARGE	PURGE OIL LEVEL	PURGE REFR. LEVEL	WATER MAKE UP (READING) 2400 / GAL. USED / COMMENTS
2300	44		FULL	50	43	124		69	83		75C	FULL	118	80	91					
2400	48		FULL	50	43	118		66	80		78C	FULL	118	80	88					
0100	48		FULL	50	43	130		69	84		78C	FULL	118	80	88					DB WB RH DP 31 28 69 23
0200	48		FULL	49	43	127		68	83		78C	FULL	118	80	88					
0300	48		FULL	48	42	124		67	81		78C	FULL	118	80	88					
0400	48		FULL	48	42	121		67	80		78C	FULL	118	80	88					
0500	48		FULL	48	42	125		66	81		78C	FULL	118	80	88					
0600	48		FULL	48	42	123		66	81		78C	FULL	118	80	88					

REMARKS

MECHANIC'S SIGNATURE Whelan

TIME	COOLER GPM SUCTION	COOLER REFRIG. TEMP.	COOLER REFRIG. LEVEL	COOLER WATER TEMP. IN	COOLER WATER TEMP. OUT	CONDENSER GPM DISCHARGE	CONDENSER COND. TEMP.	CONDENSER WATER TEMP. IN	CONDENSER WATER TEMP. OUT	POSITION CAP. INDICATOR	COMPRESSOR OIL BEARING TEMP.	COMPRESSOR OIL LEVEL	COMPRESSOR OIL TEMP.	COMPRESSOR OIL PRESSURE	MOTOR AMPS.	PURGE SUCTION PRESSURE	PURGE DISCHARGE	PURGE OIL LEVEL	PURGE REFR. LEVEL	WATER MAKE UP (READING) 2400 / GAL. USED / COMMENTS
0700	48		FULL	48	42	130		66	82		TSC	FULL	118	80	100					35 30 55 22
0800	48		FULL	48	42	130		66	82		TSC	FULL	118	80	100					
0900	48		FULL	48	42	130		66	84		TSC	FULL	118	80	90					
1000	48		FULL	48	42	130		68	84		TSC	FULL	118	80	90					
1100	48		FULL	50	42	125		66	80		TSC	FULL	118	80	95					
1200	48		FULL	50	42	125		66	82		TSC	FULL	118	80	95					
1300	48		FULL	50	42	125		66	82		TSC	FULL	118	80	95					
1400	48		FULL	50	42	130		70	85		TSC	FULL	118	80	100					

REMARKS

MECHANIC'S SIGNATURE AC

TIME	COOLER GPM SUCTION	COOLER REFRIG. TEMP.	COOLER REFRIG. LEVEL	COOLER WATER TEMP. IN	COOLER WATER TEMP. OUT	CONDENSER GPM DISCHARGE	CONDENSER COND. TEMP.	CONDENSER WATER TEMP. IN	CONDENSER WATER TEMP. OUT	POSITION CAP. INDICATOR	COMPRESSOR OIL BEARING TEMP.	COMPRESSOR OIL LEVEL	COMPRESSOR OIL TEMP.	COMPRESSOR OIL PRESSURE	MOTOR AMPS.	PURGE SUCTION PRESSURE	PURGE DISCHARGE	PURGE OIL LEVEL	PURGE REFR. LEVEL	WATER MAKE UP (READING) 2400 / GAL. USED / COMMENTS
1500	48		FULL	49	43	131		67	83		TSC	FULL	118	80	100					
1600	48		FULL	49	43	135		70	90		TSC	FULL	118	82	102					43 40 44 23
1700	48		FULL	49	43	140		70	89		TSC	FULL	118	82	102					
1800	48		FULL	49	43	137		68	81		TSC	FULL	118	81	100					
1900	48		FULL	49	42	135		65	79		TSC	FULL	118	81	97					
2000	48		FULL	49	42	129		63	80		TSC	FULL	118	80	96					
2100	48		FULL	49	42	120		70	79		TSC	FULL	118	80	97					
2200	48		FULL	49	42	119		66	79		TSC	FULL	118	81	96					

REMARKS

RUNNING TIME

MECHANIC'S SIGNATURE VTO

TONNAGE PER SHIFT
12 TO 8 ____
8 TO 4 ____
4 TO 12 ____

WRAMC FORM 347
SEP 1961

UNIT NO. #2

AIR CONDITIONING LOG

DATE 12-14-94

TIME	COOLER GPM SUCTION	COOLER REFRIG. TEMP.	COOLER REFRIG. LEVEL	COOLER WATER TEMP. IN	COOLER WATER TEMP. OUT	CONDENSER GPM DISCHARGE	CONDENSER COND. TEMP.	CONDENSER WATER TEMP. IN	CONDENSER WATER TEMP. OUT	POSITION CAP. INDICATOR	COMPRESSOR OIL BEARING TEMP.	COMPRESSOR OIL LEVEL	COMPRESSOR OIL TEMP.	COMPRESSOR OIL PRESSURE	MOTOR AMPS.	PURGE SUCTION PRESSURE	PURGE DISCHARGE	PURGE OIL LEVEL	PURGE REFR. LEVEL	WATER MAKE UP (READING) 2400 / GAL. USED	COMMENTS
2300	45		FULL	46	43	125		75	83		TSG	7/8	114	82	90						42 48 80 64
2400	45		FULL	48	43	120		74	82		TSG	7/8	115	82	90						42 48 78 62
0100	45		FULL	47	43	120		74	83		TSG	7/8	116	82	90						42 47 78 61
0200	45		FULL	47.5	43	120		74	83		TSG	7/8	114	82	90						42 47 76 60
0300	45		FULL	47.5	43	120		73	80		TSG	7/8	114	82	90						42 47 75 60
0400	45		FULL	47.5	43	120		73	80		TSG	7/8	114	82	90						42 47 83 68
0500	45		FULL	47.5	43	121		73	80		TSG	7/8	116	82	90						42 47 82 67
0600	45		FULL	47.5	43	120		73	83		TSG	7/8	114	82	90						42 47 80 64

REMARKS

MECHANIC'S SIGNATURE Michelson

0200	46		FULL	48	43	125		74	82		TSG	7/8	116	85	98					42 48 80 65
0300	46		FULL	48	42	120		77	82		TSG	7/8	115	85	100					42 48 80 65
0400	46		FULL	48	42	120		74	82		TSG	7/8	115	85	100					42 48 75 60
1000	46		FULL	48	42	120		74	82		TSG	7/8	115	80	100					42 48 75 60
1100	46		FULL	48	42	125		76	82		TSG	7/8	115	80	100					42 48 85 60
1200	46		FULL	50	44	125		74	84		TSG	7/8	115	80	105					42 48 85 60
1300	46		FULL	50	44	125		71	84		TSG	7/8	115	80	105					42 48 85 60
1400	44		FULL	50	42	120		72	82		TSG	7/8	115	80	110					42 48 85 60

REMARKS

MECHANIC'S SIGNATURE

1600	44		FULL	50	43	125		76	83		TSG	7/8	114	82	107					42 48 75 60
1700	44		FULL	50	43	120		74	82		TSG	7/8	115	82	110					42 48 76 61
1800	44		FULL	50	43	121		74	82		TSG	7/8	115	82	110					42 48 76 61
1900	44		FULL	50	43	121		73	83		TSG	7/8	115	82	111					42 48 73 61
2000	44		FULL	49	43	120		76	83		TSG	7/8	115	82	110					42 47 75 60
2100	44		FULL	49	43	121		76	83		TSG	7/8	115	82	109					42 47 76 60
2200	44		FULL	49	43	120		74	82		TSG	7/8	115	82	105					42 47 80 65
								76	83		TSG	7/8	115	82	79					42 47 80 65

REMARKS

RUNNING TIME

MECHANIC'S SIGNATURE W.TO

TONNAGE PER SHIFT
12 TO 8 ____
8 TO 4 ____
4 TO 12 ____

WRAMC FORM 367
1 SEP 1981

UNIT NR. #1 York

AIR CONDITIONING LOG

DATE 2-15-94

TIME	COOLER GPM SUCTION	COOLER REFRIG. TEMP.	COOLER REFRIG. LEVEL	COOLER WATER TEMP. IN	COOLER WATER TEMP. OUT	CONDENSER GPM DISCHARGE	CONDENSER COND. TEMP.	CONDENSER WATER TEMP. IN	CONDENSER WATER TEMP. OUT	POSITION C.U.P. INDICATOR	COMPRESSOR OIL BEARING TEMP.	COMPRESSOR OIL LEVEL	COMPRESSOR OIL TEMP.	COMPRESSOR OIL PRESSURE	MOTOR AMPS.	PURGE SUCTION PRESSURE	PURGE DISCHARGE	PURGE OIL LEVEL	PURGE REFR. LEVEL	WATER MAKE UP (READING) 2400 / GAL. USED	COMMENTS
2300	49		Full	48	42.5	134		70	86		TSG	Full	116	81	93						
2400	49		Full	48	43	130		67	84		TSG	Full	116	81	90						
0100	49		Full	47.5	42.5	132		66	81		TSG	Full	116	81	90						
0200	49		Full	46	43	128		67	83		TSG	Full	116	81	89						DB WB RH DP 31° 28° 81% 27°
0300	49		Full	46	42	118		65	79		TSG	Full	116	81	83						
0400	49		Full	47	42	120		67	81		TSG	Full	116	81	85						
0500	49		Full	47	42.5	123		65	84		TSG	Full	116	81	90						
0600	49		Full	48	43	130		68	80		TSG	Full	116	81	87						
REMARKS															MECHANIC'S SIGNATURE W. Walker						
0700	46	X	Full	44	42.5	119	X	67	76	X	TSG	Full	117	81	86						DB WB RH DP 37° 31° 53% 23°
0800	49		Full	49	41.5	131		69.5	83		TSG	Full	116	82	92						
0900	49		Full	49	42	127		70	84		TSG	Full	116	81	93						
1000	48		Full	50	42	125		68	82		TSG	Full	118	80	95						
1100	48		Full	50	42	130		68	84		TSG	Full	116	80	105						
1200	48		Full	50	44	135		66	84		TSG	Full	118	80	110						
1300	48		Full	50	44	1358		66	84		TSG	Full	118	80	110						
1400	48		Full	50	42	135		66	86		TSG	Full	118	80	110						
REMARKS															MECHANIC'S SIGNATURE Robert Mayo						
1600	49		Full	51	44	138		68	86		TSG	Full	118	83	115						
1600	48		Full	50	43	134		66	82		TSG	Full	118	82	113						
1700	48		Full	50	43	135		66	85		TSG	Full	118	83	113						DB WB RH DP 52 41 36 25
1800	48		Full	50	42.5	129		67	80		TSG	Full	118	82	111						
1900	48		Full	50	42	129		65	81		TSG	Full	118	81	108						
2000	49		Full	50	43.5	133		66	84		TSG	Full	118	82	106						
2100	48		Full	49	42	126		67	80		TSG	Full	118	81	108						
2200	48		Full	50	43	122		65	80		TSG	Full	118	81	107						
REMARKS													RUNNING TIME		MECHANIC'S SIGNATURE Richard Maraio					TONNAGE PER SHIFT 12 TO 8 ___ 8 TO 4 ___ 4 TO 12 ___	

WRAMC FORM 367

UNIT NR. #2

AIR CONDITIONING LOG

DATE 2-15-94

TIME	COOLER GPM SUCTION	COOLER GPM REFRIG. TEMP.	COOLER GPM REFRIG. LEVEL	COOLER WATER TEMP. IN	COOLER WATER TEMP. OUT	CONDENSER GPM DISCHARGE	CONDENSER GPM COND. TEMP.	CONDENSER WATER TEMP. IN	CONDENSER WATER TEMP. OUT	POSITION CAP. INDICATOR	COMPRESSOR OIL BEARING TEMP.	COMPRESSOR OIL LEVEL	COMPRESSOR OIL TEMP.	COMPRESSOR OIL PRESSURE	MOTOR AMPS.	PURGE SUCTION PRESSURE	PURGE DISCHARGE	PURGE OIL LEVEL	PURGE REFR. LEVEL	WATER MAKE UP (READING) 2400 / GAL. USED	COMMENTS
2300	45		Full	49	43	122		76	82		78	7/8	115	83	89						41.5 48 89 61
2400	45		Full	48	43	115		75	80		TSG	7/8	115	82	95						41.5 48 89 71
0100	45		Full	48	43	115		75	80		TSG	7/8	115	82	90						41.5 48 87 68
0200	45		Full	48	43	112		73	80		TSG	7/8	115	82	90						41.5 47 86 67
0300	45		Full	48	42	113		72	79		TSG	7/8	115	82	89						41.5 47 83 65
0400	45		Full	48	43	123		73	80		TSG	7/8	115	82	87						47 47 82 65
0500	45		Full	48	43	119		72	78		TSG	7/8	115	82	95						42 48 81 64
0600	45		Full	47	42	116		72	77		TSG	7/8	115	82	95						41.5 47 78 61
REMARKS															MECHANIC'S SIGNATURE						
0700	44		Full	48	42	121		73	78		TSG	7/8	114	82	96						42 47 77 60
0800	45		Full	49.5	42	119		73	80		TSG	7/8	114	83	97						42 48.5 76 59
0900	44		Full	49.5	42	121		74.5	82		TSG	7/8	115	82	98						42 48.5 76 58
1000	46		Full	50	44	120		74	84		TSG	7/8	115	80	100						42 47 80 65
1100	46		Full	50	44	120		74	82		TSG	7/8	115	80	105						42 48 80 65
1200	46		Full	00	44	125		74	82		TSG	7/8	115	80	110						42 49 80 65
1300	46		Full	50	44	125		74	84		TSG	7/8	115	80	110						42 49 80 65
1400	46		Full	50	44	120		74	84		TSG	7/8	115	80	110						42 49 75 60
REMARKS															MECHANIC'S SIGNATURE						
1500	46		Full	52	44	125		75	84		TSG	7/8	115	82	115						42 49.5 83 70
1600	44		Full	51	43	125		75	84		TSG	7/8	115	82	125						43 49 82 68
1700	44		Full	50	43	125		74	84		TSG	7/8	115	82	124						43 49 80 66
1800	44		Full	50	43	123		74	84		TSG	7/8	115	82	123						43 49 79 65
1900	45		Full	50	42.5	120		75	84		TSG	7/8	115	83	112						43 48 78 64
2000	46		Full	50	43	121		75	84		TSG	7/8	115	83	109						43.5 48.5 77 63
2100	46		Full	50	43	120		74	82		TSG	7/8	115	83	109						43 48 76 62
2200	46		Full	50	43	120		74	82		TSG	7/8	115	82	108						43.5 48.5 85 70
REMARKS													RUNNING TIME		MECHANIC'S SIGNATURE Richard Mason					TONNAGE PER SHIFT 12 TO 8 / 8 TO 4 / 4 TO 12	

WRAMC FORM 347

UNIT NR. #2 York

AIR CONDITIONING LOG

DATE 3-7-94

TIME	COOLER GPM SUCTION	COOLER REFRIG. TEMP.	COOLER REFRIG. LEVEL	COOLER WATER TEMP. IN	COOLER WATER TEMP. OUT	CONDENSER GPM DISCHARGE	CONDENSER COND. TEMP.	CONDENSER WATER TEMP. IN	CONDENSER WATER TEMP. OUT	POSITION CAP. INDICATOR	COMPRESSOR OIL BEARING TEMP.	COMPRESSOR OIL LEVEL	COMPRESSOR OIL TEMP.	COMPRESSOR OIL PRESSURE	MOTOR AMPS.	PURGE SUCTION PRESSURE	PURGE DISCHARGE	PURGE OIL LEVEL	PURGE REFR. LEVEL	WATER MAKE UP (READING) 2400 / GAL. USED	COMMENTS
2300	41		Full	49.9	42	128		64	78		T.S.G.	1/8	116	80	96						DB 39° WB 35° RH 79% DP 29°
2400	48		Full	49.8	42	120		64	78		T.S.G.	1/8	116	80	95						
0100	47		Full	49.7	42	120		64	78		T.S.G.	1/8	117	80	96						
0200	47		Full	49.7	42	120		64	78		"	1/8	117	80	97						
0300	47		Full	49	42	124		66	79		T.S.G.	1/8	116	80	95						
0400	47		Full	49	42	125		66	80		T.S.G.	1/8	116	80	94						
0500	48		Full	48.5	42	122		65	78		"	1/8	116	80	93						
0600	48		Full	48.5	42	120		64	78		T.S.G.	1/8	116	80	92						
REMARKS															MECHANIC'S SIGNATURE						
0700	48		Full	49	42	129		66	84		TSG	1/8	117	81	93						
0800	48		Full	49	42	129		64	83		TSG	1/8	117	81	98						
0900	48		Full	50	42	126		66	80		TSG	1/8	117	81	100						
1000	48		Full	49	42	125		64	80		TSG	1/8	117	80	100						DB 45 WB 42 RH 80 DP 40
1100	47		Full	50	42	125		66	84		TSG	1/8	117	81	113						
1200	46		Full	50	41.5	137		64	84		TSG	1/8	118	80	125						
1300	47		Full	51	42.5	150		68	90		TSG	1/8	118	83	125						
1400	46		Full	51	42	140		64	85		TSG	1/8	118	80	130						
REMARKS															MECHANIC'S SIGNATURE Richard Brasaio						
1500	46		Full	51.5	43	149		66	89		TSG	1/8	120	81	139						
1600	46		Full	52	43	150		66	90		TSG	1/8	120	81	142						
1700	46		Full	52	43.5	152		67	90		TSG	1/8	120	81	145						
1800	46		Full	52	43.5	152		66	89		TSG	1/8	120	81	148						DB 70 WB 57 RH 95 DP 48
1900	46		Full	51.5	43	150		66	89		TSG	1/8	120	81	148						
2000	47		Full	50.5	43	148		66	88		TSG	1/8	120	81	135						
2100	46		Full	50	42	139		65	85		TSG	1/8	118	81	129						
2200	46		Full	50	42	135		64	83		TSG	1/8	118	81	120						
REMARKS															RUNNING TIME					MECHANIC'S SIGNATURE Whelchon	TONNAGE PER SHIFT 18 TO 6 ___ 6 TO 4 ___ 4 TO 12 ___

WRAMC FORM 367

UNIT NR. # 2 York

AIR CONDITIONING LOG

DATE 3-7-94

TIME	COOLER GPM SUCTION	COOLER REFRIG. TEMP.	COOLER REFRIG. LEVEL	COOLER WATER TEMP. IN	COOLER WATER TEMP. OUT	CONDENSER GPM DISCHARGE	CONDENSER COND. TEMP.	CONDENSER WATER TEMP. IN	CONDENSER WATER TEMP. OUT	POSITION CAP. INDICATOR	COMPRESSOR OIL BEARING TEMP.	COMPRESSOR OIL LEVEL	COMPRESSOR OIL TEMP.	COMPRESSOR OIL PRESSURE	MOTOR AMPS.	PURGE SUCTION PRESSURE	PURGE DISCHARGE	PURGE OIL LEVEL	PURGE REFR. LEVEL	WATER MAKE UP (READING) 2400 / GAL. USED	COMMENTS S	COMMENTS R	S	R
2300	43		Full	49	42	108		68	74		T.S.G.	7/8	113	82	85						42	48	76	65
2400	45		Full	49	42	107		68	74		T.S.G.	7/8	113	82	84						42	48	75	64
0100	46		Full	49.5	42	107		69	75		T.S.G.	7/8	114	82	86						43	48.5	74	63
0200	46		Full	49.5	43	107		69	75		" "	7/8	114	82	86						43	48	79	67
0300	45		Full	49	42	106		68	74		T.S.G.	7/8	113	82	85						43	48	78	66
0400	44		Full	49	42	105		68	74		T.S.G.	7/8	114	82	84						42	48	77	65
0500	44		Full	48.5	42	107		67	74		" "	7/8	114	82	85						42	48	76	64
0600	44		Full	48.5	42	107		68	74		T.S.G.	7/8	114	82	84									

REMARKS

MECHANIC'S SIGNATURE

0700	44		Full	49	42.5	105		66	74		TSG	7/8	118	82	85						41.5	48	75	63
0800	45		Full	49	42	109		67	74		TSG	7/8	115	82	90						42	48	73	61
0900	45		Full	49.5	43	108		68	75		TSG	7/8	115	82	90						41	46	72	60
1000	44		Full	49	42	115		72	78		TSG	7/8	115	82	100						41	46	80	68
1100	44		Full	50	42	120		74	80		TSG	7/8	115	82	113						42	48	80	70
1200	43		Full	50	41.5	120		74	82		TSG	7/8	115	82	113						41.5	48	78	68
1300	44		Full	50	42	120		73	83		TSG	7/8	115	82	115						42	49	76	66
1400	43		Full	51	42	125		73	83		TSG	7/8	115	81	125						41	48	75	65

REMARKS

MECHANIC'S SIGNATURE Richard Mangio

1500	42		Full	50	42	130		72	81		TSG	7/8	115	81	130						41.5	49.5	73	61
1600	42		Full	52	40	135		73	83		TSG	7/8	115	81	135						43	50	71	60
1700	42		Full	52	42	134		73	82		TSG	7/8	115	81	135						42+	50	71	60
1800	42		Full	51.9	42.9	129		73	83		TSG	7/8	115	81	128						43	51	78	69
1900	41		Full	51.9	42.8	134		73	83		TSG	7/8	115	81	138						42	50.5	76	67
2000	42		Full	51	41	127		72	82		TSG	7/8	115	81	132						41.5	50	75	65
2100	41.5		Full	51	41.5	124		72	81		TSG	7/8	115	81	123						41	49.5	75	63
2200	42		↑	50	41.5	120		72	81		TSG	7/8	113	81	115						41.5	49.5	73	62

REMARKS

RUNNING TIME

MECHANIC'S SIGNATURE Wheelhouse

TONNAGE PER SHIFT
12 TO 8 ____
8 TO 4 ____
4 TO 12 ____

WRAMC FORM 367
E SEP 1961

UNIT NR. #2 YORK

AIR CONDITIONING LOG

DATE 3-7-94

TIME	COOLER GPM SUCTION	COOLER REFRIG. TEMP.	COOLER REFRIG. LEVEL	COOLER WATER TEMP. IN	COOLER WATER TEMP. OUT	CONDENSER GPM DISCHARGE	CONDENSER COND. TEMP.	CONDENSER WATER TEMP. IN	CONDENSER WATER TEMP. OUT	POSITION CAP. INDICATOR	COMPRESSOR OIL BEARING TEMP.	COMPRESSOR OIL LEVEL	COMPRESSOR OIL TEMP.	COMPRESSOR OIL PRESSURE	MOTOR AMPS.	PURGE SUCTION PRESSURE	PURGE DISCHARGE	PURGE OIL LEVEL	PURGE REFR. LEVEL	WATER MAKE UP (READING) 2400 / GAL. USED / COMMENTS
2300	44		Full	50	42.5	120		72	80		TSG	7/8	112	82	99					41 48 70 60
2400	44		Full	50	42.5	119		72	80		TSG	7/8	112	82	99					42 48 69 60
0100	44		Full	50	42.5	119		72	80		TSG	7/8	112	82	105					42 48 80 69
0200	44		Full	50	42	120		73	82		" "	7/8	113	82	104					42 48 79 68
0300	44		Full	50	42	120		73	82		TSG	7/8	114	82	104					42 48 78 67
0400	44		Full	49.5	42	119		73	81		" "	7/8	113	82	103					41.5 48 77 66
0500	44		Full	49.5	42	119		73	81		TSG	7/8	113	82	102					41.5 48 76 65
0600	44		Full	49.5	42	120		73	81		" "	7/8	112	82	104					42 48 72 65
REMARKS															MECHANIC'S SIGNATURE					
0700	75		Full	51	43	120		74	84		TSG	7/8	115	82	105					42 49 71 60
0800	44		Full	50.5	42	125		75	84		TSG	7/8	115	82	115					42 49 80 69
0900	44		Full	51	42.5	124		74	84		TSG	7/8	115	82	115					42 49 77 67
1000	44		Full	50.5	42.5	121		74	83		TSG	7/8	115	82	115					42 49 76 65
1100	44		Full	50	43	123		74	84		TSG	7/8	115	82	115					42 49 75 64
1200	44		Full	50.5	42	125		74	83		TSG	7/8	115	82	120					42 49 73 62
1300	44		Full	50.5	42	125		74	84		TSG	7/8	115	82	119					42 49 72 61
1400	44		Full	50	42	125		74	84		TSG	7/8	115	82	117					42 49 71 60
REMARKS															MECHANIC'S SIGNATURE Richard Brassie					
1500	43		Full	50	42	125		74	83		TSG	7/8	116	82	117					42 49 79 69
1600	43		Full	50	42	126		73	83		TSG	7/8	113	82	116					42 48 90 61
1700	43		Full	50	42	126		76	84		TSG	7/8	112	82	116					42 47 72 61
1800	43		Full	50	42	125		74	83		TSG	7/8	112	82	117					42 48 76 65
1900	43		Full	50	42	123		73	79		TSG	7/8	112	82	111					42 48 77 66
2000	43		Full	49	42	120		74	80		TSG	7/8	113	82	109					42 47 78 68
2100	43		Full	49	42	119		74	81		TSG	7/8	114	82	105					42 47 79 69
2200	44		Full	49	42	118		73	82		TSG	7/8	115	82	101					42 47 79 69
REMARKS												RUNNING TIME			MECHANIC'S SIGNATURE NTO					TONNAGE PER SHIFT 12 TO 8 / 8 TO 4 / 4 TO 12

WRAMC FORM 367

UNIT NR. A/C-1 | VORK

AIR CONDITIONING LOG

DATE 4-18-94

WATER MAKE UP (READING)

2400 _____

GAL. USED _____

TIME	COOLER GPM SUCTION	COOLER REFRIG. TEMP.	COOLER REFRIG. LEVEL	COOLER WATER TEMP. IN	COOLER WATER TEMP. OUT	CONDENSER GPM DISCHARGE	CONDENSER COND. TEMP.	CONDENSER WATER TEMP. IN	CONDENSER WATER TEMP. OUT	POSITION CAP. INDICATOR	COMPRESSOR OIL BEARING TEMP.	COMPRESSOR OIL LEVEL	COMPRESSOR OIL TEMP.	COMPRESSOR OIL PRESSURE	MOTOR AMPS.	PURGE SUCTION PRESSURE	PURGE DISCHARGE	PURGE OIL LEVEL	PURGE REFR. LEVEL	COMMENTS
2300	47		Full	48	42	125		68	81		TSG	1/8	116	81	91					DB WB RH DP
2400	47		Full	48	42	125		67	81		TSG	1/8	116	81	91					62 59 31 34
0100	47		Full	48	42	124		67	80		TSG	1/8	116	81	90					
0200	47		Full	48	42	125		68	80		TSG	1/8	116	81	90					
0300	47		Full	48	42	124		68	80		TSG	1/8	115	80	89					
0400	47		Full	47	42	121		67	80		TSG	1/8	116	80	86					
0500	47		Full	47	42	120		68	79		TSG	1/8	117	80	85					
0600	47		Full	47	42	119		67	79		TSG	1/8	117	80	84					
REMARKS															MECHANIC'S SIGNATURE					
0700	47	—	Full	47	42	118	—	70	80	—	TSG	1/8	115	80	90					53 40 53 35
0800	47	—	Full	47	42	118	—	70	80	—	TSG	1/8	115	80	90					
0900	47	—	Full	47	43	120	—	70	80	—	TSG	1/8	115	80	90					
1000	47	—	Full	47	42	120	—	70	80	—	TSG	1/8	115	80	90					
1100	47	—	Full	49	40	120	—	70	80	—	TSG	1/8	115	80	100					
1200	47	—	Full	48	40	120	—	70	82	—	TSG	1/8	115	80	100					
1300	47	—	Full	49	41	135	—	70	85	—	TSG	1/8	115	80	105					
1400	47	—	Full	49	42	135	—	70	85	—	TSG	1/8	115	80	115					
REMARKS															MECHANIC'S SIGNATURE					
1500	47	X	Full	50	212	134		67	84		TSG	1/8	116	81	120					
1600	47	X	Full	50	42	132	X	66	[illegible]	X	TSG	1/8	115	80	122					
1700	47		Full	49.5	42	130		66.5	[illegible]		TSG	1/8	115	80	117					DB WB RH DP
1800	47		Full	49	42	127		67	86		TSG	1/8	116	80	109					72° 56° 33% 43°
1900	46		Full	49	42	125		67.5	82		TSG	1/8	115	81	110					
2000	46		Full	49	42	140		70	83		TSG	1/8	116	81	112					
2100	47		Full	49	42	129		69	82		TSG	1/8	116	81	104					
2200	47		Full	48	42	122		69	81		TSG	1/8	116	81	98					

REMARKS

RUNNING TIME: 24 HRS

MECHANIC'S SIGNATURE: Bob Meyer

TONNAGE PER SHIFT: 12 TO 8 ____ 8 TO 4 ____ 4 TO 12 ____

WRAMC FORM 367

UNIT NR. A/C-2 YORK

AIR CONDITIONING LOG

DATE 1-16-94

TIME	COOLER GPM SUCTION	COOLER GPM REFRIG. TEMP.	COOLER GPM REFRIG. LEVEL	COOLER WATER TEMP. IN	COOLER WATER TEMP. OUT	CONDENSER GPM DISCHARGE	CONDENSER GPM COND. TEMP.	CONDENSER WATER TEMP. IN	CONDENSER WATER TEMP. OUT	POSITION CAP. INDICATOR	COMPRESSOR OIL BEARING TEMP.	COMPRESSOR OIL LEVEL	COMPRESSOR OIL TEMP.	COMPRESSOR OIL PRESSURE	MOTOR AMPS.	PURGE SUCTION PRESSURE	PURGE DISCHARGE	PURGE OIL LEVEL	PURGE REFR. LEVEL	WATER MAKE UP (READING) 2400 ____ GAL. USED ____ COMMENTS
2300	44		FULL	49	42	119		74	80		TSG	7/8	114	82	87					
2400	44		FULL	49	42	119		74	80		TSG	7/8	114	82	87					
0100	44		FULL	49	42	120		75	81		TSG	7/8	114	82	87					
0200	43		FULL	49	42	119		75	81		TSG	7/8	113	81	86					
0300	43		FULL	49	42	119		74	80		TSG	7/8	113	81	85					
0400	44		FULL	48	42	118		74	81		TSG	7/8	114	81	84					
0500	44		FULL	47	42	118		73	80		TSG	7/8	114	82	83					
0600	44		FULL	47	42	118		74	80		TSG	7/8	114	82	81					

REMARKS

MECHANIC'S SIGNATURE MTO

0700	44	=	FULL	49	42	118	=	75	80	=	TSG	7/8	115	82	85					
0800	44	=	FULL	49	42	118	=	75	80	=	TSG	7/8	115	82	85					
0900	40	=	FULL	50	43	120	=	75	80	=	TSG	7/8	111	82	90					
1000	44	=	FULL	50	43	120	=	75	80	=	TSG	7/8	111	82	90					
1100	44	=	FULL	50	43	120	=	75	80	=	TSG	7/8	110	80	100					
1200	44	=	FULL	48	43	120	=	75	80	=	TSG	7/8	110	80	100					
1300	40	=	FULL	49	41	120	=	77	82	=	TSG	7/8	110	80	105					
1400	44	=	FULL	49	42	120	=	78	82	=	TSG	7/8	110	80	111					

REMARKS

MECHANIC'S SIGNATURE Bears

1500	43	Y	FULL	50.5	42	127	X	77	84	Y	TSG	7/8	114	82	120					
1600	43		FULL	50.5	42	123		78	85		TSG	7/8	115	82	125					
1700	43		FULL	50.5	42	131		78	855		TSG	7/8	116	82	124					
1800	44		FULL	49.5	41.5	130		76	84		TSG	7/8	115	82	118					
1900	44		FULL	49.5	41.5	127		75	83		TSG	7/8	115	82	117					
2000	44		FULL	49.5	42	125		75	82		TSG	7/8	114	82	110					
2100	44		FULL	49.5	42	124		75	82		TSG	7/8	114	82	107					
2200	44		FULL	49	42	121		74	82		TSG	7/8	115	82	102					

REMARKS

RUNNING TIME 24403

MECHANIC'S SIGNATURE Bob Mc

TONNAGE PER SHIFT
12 TO 8 ____
8 TO 4 ____
4 TO 12 ____

WRAMC FORM 367

UNIT NR. A/C-4 -CARRIER

AIR CONDITIONING LOG

DATE 4-18-91

TIME	COOLER GPM			WATER TEMP.		CONDENSER GPM		WATER TEMP.		POSITION CAP. INDICATOR	COMPRESSOR oil				MOTOR AMPS	PURGE				WATER MAKE UP (READING) 2400 ____ GAL. USED ____
	SUCTION	REFRIG. TEMP.	REFRIG. LEVEL	IN	OUT	DISCHARGE	COND. TEMP.	IN	OUT		BEARING TEMP.	LEVEL	TEMP.	PRESSURE		SUCTION PRESSURE	DISCHARGE	OIL LEVEL	REFR. LEVEL	COMMENTS
2300	16	38	1	49	43	5	90	75	80		145	3	129	20	80	2"	0	Full	7/8	42 47 82 67
2400	16	38	1	49	43	5	89	75	80		143	3	129	20	79	2"	0	"	"	42 47 87 66
0100	16	38	1	48	43	5	89	75	81		144	3	129	20	79	"	0	"	"	42 47 86 68
0200	16	38	1	48	43	5.5	91	74	81		144	3	129	20	79	"	0	FF	"	42 47 87 67
0300	16	38	1	48	4	4.5	88	74	80		140	3	130	20	77	"	"	"	"	42 47 87 67
0400	16	37	1	47	4	4	87	73	79		141	3	129	20	76	"	"	"	"	42 46 87 67
0500	16	37	1	47	4	5	89	73	78		144	3	129	20	75	"	"	"	"	42 46 86 66
0600	16	37	1	47	4	4	87	74	77		140	3	129	20	75	"	"	"	"	42 46 86 65

REMARKS — MECHANIC'S SIGNATURE

0700	16	38	1	50	42	5	90	70	75	=	146	3	129	20	75	10	10	Full	7/8	42 46 80 60
0800	16	38	1	49	42	5	90	70	75	=	146	3	129	20	75	10	10	Full	7/8	42 46 80 60
0900	16	39	1	49	43	5	90	70	80	=	149	3	130	20	75	10	10	Full	7/8	42 47 80 60
1000	16	40	1	50	43	5	90	70	80	=	149	3	130	20	75	10	10	Full	7/8	42 47 80 60
1100	16	39	1	49	40	5	90	70	80	=	149	3	130	20	75	0	10	Full	7/8	42 48 80 60
1200	16	39	1	49	40	5	90	70	80	=	146	3	130	20	75	0	10	Full	7/8	42 49 80 60
1300	16	36	1	50	41	5	90	78	87	=	149	3	130	20	100	0	10	Full	7/8	42 49 90 70
1400	16	36	1	50	42	5	90	78	87	=	146	3	130	20	100	0	10	Full	7/8	42 49 90 70

REMARKS — MECHANIC'S SIGNATURE

1500	16"	37	1"	51.5	43	5.2	91	79	85	X	147	3"	130	20.5	107	0	F	F	Purge	42 49.5 90 70
1600	16"	38	1"	51.5	44	5.5	91.5	80	88		147	3"	130	21	108	1		"		42 49.5 89 70
1700	16"	38	1"	51	44	6	92.5	79	89		147	3"	130	21	110					42 49 89 70
1800	16"	37	1"	50.9	43	5.2	91	75	86		146	3"	129	21	100					42 48.5 88 88
1900	16"	37	1"	50	44	5	90	77.5	85		146	3"	130	20.5	98					42 48.5 86 86
2000	16"	38.5	1"	50	44	5.5	91	76	84		148	3	130	20.5	100					42 48 85 85
2100	16"	37.5	1"	49.5	44	5	90	75.5	83		145	3	129	20	96					42 47 85 84
2200	16	37	1"	49	43	5.5	89.5	74	82		144	3	129	20	96					42 47 84 84

REMARKS — RUNNING TIME 24/1950 — MECHANIC'S SIGNATURE B Major — TONNAGE PER SHIFT 12 TO 8 ____ 8 TO 4 ____ 4 TO 12 ____

WRAMC FORM 367
SEP 1961

UNIT NR. A/C-YORK

AIR CONDITIONING LOG

DATE 4-19-94

TIME	COOLER GPM SUCTION	COOLER REFRIG. TEMP.	COOLER REFRIG. LEVEL	COOLER WATER TEMP. IN	COOLER WATER TEMP. OUT	CONDENSER GPM DISCHARGE	CONDENSER COND. TEMP.	CONDENSER WATER TEMP. IN	CONDENSER WATER TEMP. OUT	POSITION CAP. INDICATOR	COMPRESSOR OIL BEARING TEMP.	COMPRESSOR OIL LEVEL	COMPRESSOR OIL TEMP.	COMPRESSOR OIL PRESSURE	MOTOR AMPS.	PURGE SUCTION PRESSURE	PURGE DISCHARGE	PURGE OIL LEVEL	PURGE REFR. LEVEL	WATER MAKE UP (READING) 2400 / GAL. USED
2300	47		Full	49	42	129		67	85		TSG	1/8	116	81	100					DB WB RH DP
2400	47		Full	49	42	129		68	86		TSG	1/8	116	81	101					64 60 52 46
0100	47		Full	48	42	130		68	85		TSG	1/8	117	81	100					
0200	47		Full	48	42	130		67	85		TSG	1/8	116	81	99					
0300	47		Full	48	42	129		67	85		TSG	1/8	116	81	100					
0400	47		Full	48	42	129		68	89		TSG	1/8	116	81	100					
0500	47		Full	48	42	130		68	86		TSG	1/8	116	81	101					
0600	47		Full	48	42	130		67	85		TSG	1/8	116	81	101					

REMARKS — MECHANIC'S SIGNATURE: NTO

TIME	COOLER GPM SUCTION	COOLER REFRIG. TEMP.	COOLER REFRIG. LEVEL	COOLER WATER TEMP. IN	COOLER WATER TEMP. OUT	CONDENSER GPM DISCHARGE	CONDENSER COND. TEMP.	CONDENSER WATER TEMP. IN	CONDENSER WATER TEMP. OUT	POSITION CAP. INDICATOR	COMPRESSOR OIL BEARING TEMP.	COMPRESSOR OIL LEVEL	COMPRESSOR OIL TEMP.	COMPRESSOR OIL PRESSURE	MOTOR AMPS.	PURGE SUCTION PRESSURE	PURGE DISCHARGE	PURGE OIL LEVEL	PURGE REFR. LEVEL	WATER MAKE UP (READING)
0700	47	=	Full	49	42	135	=	70	90	=	TSG	1/8	117	80	100					66 64 70 60
0800	47	=	Full	49	42	135	=	70	90	=	TSG	1/8	117	80	100					
0900	47	=	Full	49	42	135	=	70	90	=	TSG	1/8	117	80	100					
1000	47	=	Full	49	42	130	=	70	90	=	TSG	1/8	117	80	118					
1100	47	=	Full	49	42	135	=	70	90	=	TSG	1/8	117	80	125					
1200	47	=	Full	49	42	135	=	70	90	=	TSG	1/8	117	80	125					
1300	47	=	Full	50	42	140	=	70	90	=	TSG	1/8	117	80	100					
1400	47	=	Full	50	42	140	=	70	90	=	TSG	1/8	117	80	100					

REMARKS — MECHANIC'S SIGNATURE: Henry

TIME	COOLER GPM SUCTION	COOLER REFRIG. TEMP.	COOLER REFRIG. LEVEL	COOLER WATER TEMP. IN	COOLER WATER TEMP. OUT	CONDENSER GPM DISCHARGE	CONDENSER COND. TEMP.	CONDENSER WATER TEMP. IN	CONDENSER WATER TEMP. OUT	POSITION CAP. INDICATOR	COMPRESSOR OIL BEARING TEMP.	COMPRESSOR OIL LEVEL	COMPRESSOR OIL TEMP.	COMPRESSOR OIL PRESSURE	MOTOR AMPS.	PURGE SUCTION PRESSURE	PURGE DISCHARGE	PURGE OIL LEVEL	PURGE REFR. LEVEL	WATER MAKE UP (READING)
1500	48		Full	52	43	140		68	87		TSG	1/8	117	83	128					
1600	47		Full	52	43	145		70	89		TSG	1/8	117	82	143					DB WB RH DP
1700	47		Full	53	43	150		70	90		TSG	1/8	120	82	143					64 62 43 58
1800	48		Full	53	44	150		70	90		TSG	1/8	120	83	145					
1900	48		Full	52	43	145		70	88		TSG	1/8	120	83	140					
2000	48		Full	52	43	145		70	89		TSG	1/8	120	83	130					
2100	48		Full	52	42.5	143		69	88		TSG	1/8	120	83	127					
2200	48		Full	52	43	140		69	88		TSG	1/8	120	83	125					

REMARKS — RUNNING TIME — MECHANIC'S SIGNATURE: R. Marais — TONNAGE PER SHIFT: 12 TO 8 ____ 8 TO 4 ____ 4 TO 12 ____

WRAMC FORM 367
1 SEP 1981

UNIT NR. A/C-2 YORK

AIR CONDITIONING LOG

DATE 4-19-94

TIME	COOLER GPM					CONDENSER GPM				POSITION CAP. INDICATOR	COMPRESSOR OIL				MOTOR AMPS.	PURGE				WATER MAKE UP (READING) 2400 _____ GAL. USED _____
	SUCTION	REFRIG. TEMP.	REFRIG. LEVEL	WATER TEMP. IN	WATER TEMP. OUT	DISCHARGE	COND. TEMP.	WATER TEMP. IN	WATER TEMP. OUT		BEARING TEMP.	LEVEL	TEMP.	PRESSURE		SUCTION PRESSURE	DISCHARGE	OIL LEVEL	REFR. LEVEL	COMMENTS
2300	44		Full	50	42	120		75	83		TSG	7/8	115	82	99					
2400	44		Full	50	42	126		75	83		TSG	7/8	115	82	100					
0100	44		Full	50	42	119		74	82		TSG	7/8	115	82	100					
0200	44		Full	50	42	119		75	83		TSG	7/8	114	82	99					
0300	44		Full	50	42	119		76	83		TSG	7/8	114	82	99					
0400	44		Full	50	42	120		76	84		TSG	7/8	115	82	98					
0500	44		Full	50	42	120		77	83		TSG	7/8	114	82	98					
0600	44		Full	50	42	120		77	83		TSG	7/8	114	82	99					
REMARKS															MECHANIC'S SIGNATURE JTO					
0700	44	=	Full	50	42	120	=	76	83	=	TSG	7/8	115	80	100					
0800	44	=	Full	50	42	120	=	77	83	=	TSG	7/8	115	80	100					
0900	44	=	Full	50	42	120	=	77	83	=	TSG	7/8	115	80	100					
1000	44	=	Full	50	42	120	=	77	83	=	TSG	7/8	115	80	100					
1100	44	=	Full	50	42	120	=	78	84	=	TSG	7/8	115	80	100					
1200	44	=	Full	50	42	120	=	78	85	=	TSG	7/8	115	80	100					
1300	44	=	Full	50	42	120	=	80	90	=	TSG	7/8	115	80	100					
1400	44	=	Full	50	42	130	=	80	90	=	TSG	7/8	115	80	100					
REMARKS															MECHANIC'S SIGNATURE					
1500	43		Full	53	42	138		76	86		TSG	7/8	117	81	140					
1600	43		Full	53	42	135		76	86		TSG	7/8	117	81	143					
1700	43		Full	53.5	42.5	137		75	85		TSG	7/8	117	81	144					
1800	44		Full	53.5	42	140		76	86		TSG	7/8	117	82	145					
1900	43		Full	52	41.5	135		75	85		TSG	7/8	117	81	140					
2000	44		Full	52	43	129		75	85		TSG	7/8	117	83	135					
2100	44		Full	52	42	130		76	86		TSG	7/8	117	83	135					
2200	44		Full	51	42	126		75	85		TSG	7/8	117	82	135					
REMARKS													RUNNING TIME		MECHANIC'S SIGNATURE R. Marais					TONNAGE PER SHIFT 12 TO 8 _____ 8 TO 4 _____ 4 TO 12 _____

WRAMC FORM 367

UNIT NR. A/C-4 CARRIER

AIR CONDITIONING LOG

DATE 4-19-94

TIME	COOLER GPM SUCTION	COOLER GPM REFRG. TEMP.	COOLER GPM REFRIG. LEVEL	COOLER WATER TEMP. IN	COOLER WATER TEMP. OUT	CONDENSER GPM DISCHARGE	CONDENSER GPM COND. TEMP.	CONDENSER WATER TEMP. IN	CONDENSER WATER TEMP. OUT	POSITION CAP. INDICATOR	COMPRESSOR OIL BEARING TEMP.	COMPRESSOR OIL LEVEL	COMPRESSOR OIL TEMP.	COMPRESSOR OIL PRESSURE	MOTOR AMPS.	PURGE SUCTION PRESSURE	PURGE DISCHARGE	PURGE OIL LEVEL	PURGE REFR. LEVEL	WATER MAKE UP (READING) 2400 / GAL. USED / COMMENTS
2300	16	38	1	50	44	6	92	79	87		144	3	129	20	86			Full	3/4	42 48 87 69
2400	16	38	1	50	44	6	91	80	88		144	3	130	20	86			"	"	42 48 88 69
0100	16	38	1	50	44	6	91	80	88		144	3	130	20	85	0	FF	"	"	42 48 87 68
0200	16	38	1	50	44	5.5	90	80	87		145	3	128	20	85			"	"	42 48 87 68
0300	16	38+	1	50	44	6	92	80	87		145	3	128	20	88			"	"	42 48 88 70
0400	16	38.0	1	51	44	5	90	80	87		144	3	128	21	88			"	"	42 48 85 65
0500	16	38.5	1	51	44	6	92	80	88		144	3	128	21	87			"	"	42 48 87 66
0600	16	38.5	1	51	44	6	92	80	87		144	3	120	21	89			"	"	42 48 85 65

REMARKS

MECHANIC'S SIGNATURE K TO

0700	16	38	1	47	46	6	92	80	89	=	146	3	130	20	90	30	70	11	11	43 49 80 60
0800	16	38	1	47	44	6	92	80	89	=	146	3	130	20	90	30	70	11	11	43 49 80 60
0900	16	37	1	47	44	6	92	80	89	=	146	3	130	20	90	30	70	11	11	43 49 80 60
1000	16	36	1	50	43	6	92	80	89	=	146	3	130	20	100	5	60	11	11	43 49 80 60
1100	16	37	1	50	44	7	92	80	90	=	146	3	130	20	110	8	70	11	11	43 50 80 60
1200	16	37	1	50	44	7	92	80	90	=	146	3	130	20	110	8	70	11	11	43 50 80 60
1300	16	38	1	50	44	9	95	80	90	=	146	3	130	20	120	8	70	11	11	43 50 80 60
1400	16	38	1	50	44	10	[illegible]	80	90	=	146	3	124	20	120	8	70	11	11	43 51 80 60

REMARKS

MECHANIC'S SIGNATURE Bleyer

1500	16.5	37	0	54	46	6.5	94	76	84		151	2	132	21	110	2	70	Full	3/4	44.5 52 82 66
1600	17	37	0	54	45.5	7	95	76	84		152	2	133	21	113	2	72	Full	3/4	44 52 80 65
1700	17	34	0	54	46	7	96	76	84		153	2	134	21	113			Full	3/4	44 52 80 64
1800	17	34	0	54	46	7	95	76	84		153	2	135	21	113			Full	3/4	44.5 52.5 79 63
1900	17	34	0	53	44.5	7	95	76	84		153	2	135	21	113	OFF		Full	3/4	43.5 51 78 61
2000	17	34	0	53	44.5	7	95	76	85		153	2	134	21	113			Full	3/4	43.5 51 86 70
2100	17	34	0	53	44.5	7	95	76	84		153	2	134	21	113	0	62	Full	3/4	43.5 51 85 69
2200	17	34	1/2	53	44	6.5	94	76	84		153	2	134	21	115	2	71	Full	Full	43 51 87 67

REMARKS

RUNNING TIME

MECHANIC'S SIGNATURE K. Marsio

TONNAGE PER SHIFT
12 TO 8 ____
8 TO 4 ____
4 TO 12 ____

VHAMC FORM 347

UNIT NR. #1 AC

AIR CONDITIONING LOG

DATE 5-10-94

TIME	COOLER GPM – SUCTION	REFRIG. TEMP.	REFRIG. LEVEL	WATER TEMP. IN	WATER TEMP. OUT	CONDENSER GPM – DISCHARGE	CONDENSER TEMP.	WATER TEMP. IN	WATER TEMP. OUT	POSITION CAP. INDICATOR	COMPRESSOR OIL – BEARING TEMP.	OIL LEVEL	OIL TEMP.	OIL PRESSURE	MOTOR AMPS.	PURGE SUCTION PRESSURE	PURGE DISCHARGE	PURGE OIL LEVEL	PURGE REFR. LEVEL	WATER MAKE UP (READING) 2400 / GAL. USED / COMMENTS
2300	46	—	FULL	43	44	120	—	75	85	—	120	1/4	120	90						
2400	48	—	FULL	46	44	121	—	77	87	—	124	1/4	120	90						
0100	48	—	FULL	46	44	123	—	77	87	—	124	1/4	120	90						
0200	49	—	FULL	46	44	125	—	78	87	—	124	1/4	120	90						
0300	48	—	FULL	46	44	123	—	77	87	—	124	1/4	120	90						
0400	48	—	FULL	46	44	125	—	77	87	—	124	1/4	120	90						
0500	48	—	FULL	46	44	125	—	72	85	—	124	1/4	120	90						
0600	49	—	FULL	47	41	125	—	72	85	—	124	1/4	120	90						

REMARKS — MECHANIC'S SIGNATURE: Sterling

TIME	COOLER GPM – SUCTION	REFRIG. TEMP.	REFRIG. LEVEL	WATER TEMP. IN	WATER TEMP. OUT	CONDENSER GPM – DISCHARGE	CONDENSER TEMP.	WATER TEMP. IN	WATER TEMP. OUT	POSITION CAP. INDICATOR	COMPRESSOR OIL – BEARING TEMP.	OIL LEVEL	OIL TEMP.	OIL PRESSURE	MOTOR AMPS.	PURGE SUCTION PRESSURE	PURGE DISCHARGE	PURGE OIL LEVEL	PURGE REFR. LEVEL	WATER MAKE UP (READING) / COMMENTS
0700	48		FULL	46	41	123		78	85		TSG	1/4	120	80	85					DB WB RH DP
0800	50		FULL	46	42	125		78	86		TSG	1/4	120	82	83					62 54 59 48
0900	49		FULL	48	42	120		78	83		TSG	1/4	120	81	95					
1000	49		FULL	48	42	117		74	82		TSG	1/4	130	81	90					
1100	49		FULL	48	42	120		74	82		TSG	1/4	120	81	90					
1200	50		FULL	48	42	120		73	83		TSG	1/4	120	81	90					
1300	49		FULL	48	42	116		72	82		TSG	1/4	120	80	92					
1400	49		FULL	49	42	115		72	80		TSG	1/4	120	80	92					

REMARKS — MECHANIC'S SIGNATURE: B. Marais

TIME	COOLER GPM – SUCTION	REFRIG. TEMP.	REFRIG. LEVEL	WATER TEMP. IN	WATER TEMP. OUT	CONDENSER GPM – DISCHARGE	CONDENSER TEMP.	WATER TEMP. IN	WATER TEMP. OUT	POSITION CAP. INDICATOR	COMPRESSOR OIL – BEARING TEMP.	OIL LEVEL	OIL TEMP.	OIL PRESSURE	MOTOR AMPS.	PURGE SUCTION PRESSURE	PURGE DISCHARGE	PURGE OIL LEVEL	PURGE REFR. LEVEL	WATER MAKE UP (READING) / COMMENTS
1600	48		FULL	41	42	115		72	82		TSG	1/4	114	80	85					DB WB RH DP
1600	48		FULL	47	42	118		71	80		TSG	1/4	115	80	90					61 51 51 51
1700	48		FULL	49	42	120		72	82		TSG	1/4	115	80	90					
1800	49		FULL	49	42	120		73	84		TSG	1/4	116	80	87					
1900	48		FULL	46	42	120		73	85		TSG	1/4	115	80	85					
2000	48		FULL	48	42	120		72	81		TSG	1/4	115	80	85					
2100	48		FULL	48	41.5	120		73	82		TSG	1/4	115	80	80					
2200	48		FULL	49	41.5	119		71	80		TSG	1/4	115	80	75					

REMARKS — RUNNING TIME — MECHANIC'S SIGNATURE — TONNAGE PER SHIFT 12 TO 0 ____

UNIT NR. H4M/C

AIR CONDITIONING LOG

DATE 5-10-94

TIME	COOLER GPM					CONDENSER GPM				POSITION CAP. INDICATOR	COMPRESSOR				MOTOR AMPS.	PURGE				WATER MAKE UP (READING) 2400 _____ GAL. USED _____
	SUCTION	REFRIG. TEMP.	REFRIG. LEVEL	WATER TEMP. IN	WATER TEMP. OUT	DISCHARGE	COND. TEMP.	WATER TEMP. IN	WATER TEMP. OUT		OIL BEARING TEMP.	OIL LEVEL	OIL TEMP.	OIL PRESSURE		SUCTION PRESSURE	DISCHARGE	OIL LEVEL	REFR. LEVEL	COMMENTS
2300	16	37	1	50	42	6	96	71	80	—	146	3	130	20	100	1	70	3/4	1/2	
2400	16	37	1	50	42	6	96	71	80	—	146	3	130	20	100	1	70	3/4	1/2	65 1082-57
0100	16	37	1	50	42	6	96	71	80	—	146	3	130	20	95	1	70	3/4	1/2	
0200	16	37	1	50	42	6	96	71	80	—	146	3	130	20	95	1	70	3/4	1/2	
0300	16	36	1	50	42	6	96	71	80	—	146	3	130	20	95	1	70	3/4	1/2	
0400	16	36	1	50	42	6	96	71	80	—	146	3	130	20	95	1	70	3/4	1/2	
0500	16	36	1	50	42	6	96	71	80	—	146	3	130	20	95	1	70	3/4	1/2	
0600	16	36	1	50	42	6	96	71	80	—	146	3	130	20	95	1	70	3/4	1/2	

REMARKS

MECHANIC'S SIGNATURE

0700	16.5	36	1	49	42	5	90	80	86		145	3	128	20	85	1	46	3/4	1/2	
0800	16.5	36	1	50	42	5	90	79	85		145	3	128	21	90	1	46	3/4	1/2	
0900	17	35	1	50	42	5	90	79	86		145	3	128	21	95	1	52	1/2	1/2	
1000	17	35	1	50	41.5	5.5	94.5	79	86		145	3	130	21	95	1	58	1/2	1/2	
1100	17	36	1	50	42	5.5	94.5	79	86		145	3	129	21	95	2	60	1/2	1/2	
1200	17	36	1	50	42	5.2	91	80	86		145	3	130	21	95	2	64	1/2	1/2	
1300	17	36	1	50	42	5.2	91	80	86		145	3	130	21	95	2	68	1/2	1/2	
1400	17	36	1	50	42	4	87	77	84		147	3	130	21	90	1	70	1/2	1/2	

REMARKS

MECHANIC'S SIGNATURE R. Marais

1500	17	36	1"	51	42	4	87	76	83		149	4"	130	20	95	1#	72	1/2	1/8	
1600	17	36	1"	51	42	5.5	92	76	85		149	4"	130	20	95	1"	72	1/2	1/8	
1700	17	36	1	51	42	5.5	92	76	85		149	4"	130	20	99	1"	72	1/2	1/8	
1800	17	36	1	51	42	5.5	93	76	85		147	4"	130	20	99	1#	71	1/2	1/8	
1900	17	36	1"	50	41.5	5.5	90	78	86		148	4"	130	20	86	1#	71	1/2	1/8	
2000	17	36	1"	50	42	5	90	78	87		149	4"	130	20	89	1#	72	1/2	1/8	
2100	17	36	1"	49	42	4	87	78	83		146	4"	130	20	89	2#	72	1/2	1/8	
2200	17	36	1"	49	42	3.5	85	76	83		146	4"	130	20	80	2#	72	1/2	1/8	

REMARKS

RUNNING TIME

MECHANIC'S SIGNATURE Whelihan

TONNAGE PER SHIFT
12 TO 8 _____
8 TO 4 _____
4 TO 12 _____

WRAMC FORM 367
1 SEP 1981

UNIT NR. # 6 A/C

AIR CONDITIONING LOG

DATE 5-10-94

TIME	COOLER GPM SUCTION	COOLER GPM REFRIG. TEMP.	COOLER GPM REFRIG. LEVEL	COOLER WATER TEMP. IN	COOLER WATER TEMP. OUT	CONDENSER GPM DISCHARGE	CONDENSER GPM COND. TEMP.	CONDENSER WATER TEMP. IN	CONDENSER WATER TEMP. OUT	POSITION CAP. INDICATOR	COMPRESSOR OIL BEARING TEMP.	COMPRESSOR OIL LEVEL	COMPRESSOR OIL TEMP.	COMPRESSOR OIL PRESSURE	MOTOR AMPS.	PURGE SUCTION PRESSURE	PURGE DISCHARGE	PURGE OIL LEVEL	PURGE REFR. LEVEL	WATER MAKE UP (READING) 2400 / GAL. USED	COMMENTS
2300	16	36	1	52	43	5	90	=	90	=	158	3	130	20	90	4	65	Full	1/2	42	
2400	16	36	1	52	43	5	90	=	90	=	158	3	130	20	90	4	65	Full	1/2	42	
0100	16	36	1	52	43	5	90	=	90	=	158	3	130	20	90	4	65	Full	1/2	42	
0200	16	36	1	52	43	5	90	=	90	=	158	3	130	20	90	4	65	Full	1/2	42	
0300	16	36	1	51	43	5	90	=	90	=	158	3	130	20	90	4	65	Full	1/2	42	
0400	16	36	1	50	42	4	89	=	90	=	158	3	130	20	90	4	65	Full	1/2	42	
0500	16	36	1	50	42	4	89	=	90	=	158	3	130	20	90	4	65	Full	1/2	42	
0600	16	36	1	50	42	4	89	=	90	=	158	3	130	20	90	4	65	Full	1/2	42	

REMARKS

MECHANIC'S SIGNATURE Henry

TIME	COOLER GPM SUCTION	COOLER GPM REFRIG. TEMP.	COOLER GPM REFRIG. LEVEL	COOLER WATER TEMP. IN	COOLER WATER TEMP. OUT	CONDENSER GPM DISCHARGE	CONDENSER GPM COND. TEMP.	CONDENSER WATER TEMP. IN	CONDENSER WATER TEMP. OUT	POSITION CAP. INDICATOR	COMPRESSOR OIL BEARING TEMP.	COMPRESSOR OIL LEVEL	COMPRESSOR OIL TEMP.	COMPRESSOR OIL PRESSURE	MOTOR AMPS.	PURGE SUCTION PRESSURE	PURGE DISCHARGE	PURGE OIL LEVEL	PURGE REFR. LEVEL	WATER MAKE UP (READING)	COMMENTS
0700	16	37	1	51	43	4.5	88		87		157	3	130	20	80	4	68	Full	1/2	42	47 95 65
0800	16.5	37	1	51	43	4.5	88		86		157	3	130	20	80	4	68	Full	1/2	42	47 99 67
0900	17	36	1	52	43	5	90		88		158	3	130	20	90	4	68	Full	1/2	42	47 79 60
1000	17	36	1	52	43	5.5	91.5		90		158	3	130	20	90	5	68	Full	1/2	42	48 82 61
1100	17	36	1	52	43	5.5	91.5		90		158	3	130	20	90	5	68	Full	1/2	42	48 83 70
1200	17	36	1	52	43.5	5.2	91		89		158	3	130	20	90	5	68	Full	1/2	42	48 80 62
1300	17	36	1	53	43	5.5	91.5		89		158	3	130	20	95	5	68	Full	1/2	42	48 86 66
1400	17	36	1	53	43	4.5	88		88		160	3	130	20	90	4	68	Full	1/2	42	48 78 60

REMARKS

MECHANIC'S SIGNATURE R. Massie

TIME	COOLER GPM SUCTION	COOLER GPM REFRIG. TEMP.	COOLER GPM REFRIG. LEVEL	COOLER WATER TEMP. IN	COOLER WATER TEMP. OUT	CONDENSER GPM DISCHARGE	CONDENSER GPM COND. TEMP.	CONDENSER WATER TEMP. IN	CONDENSER WATER TEMP. OUT	POSITION CAP. INDICATOR	COMPRESSOR OIL BEARING TEMP.	COMPRESSOR OIL LEVEL	COMPRESSOR OIL TEMP.	COMPRESSOR OIL PRESSURE	MOTOR AMPS.	PURGE SUCTION PRESSURE	PURGE DISCHARGE	PURGE OIL LEVEL	PURGE REFR. LEVEL	WATER MAKE UP (READING)	COMMENTS
1500	17"	37	1"	52	43	4.5	87		85		160	4"	130	20	95	4*	69	Full	1/2	42 48 82 64
1600	17"	37	1	52	43	4.5	87		88		160	4"	130	20	99	4*	69	Full	3/4	42 = 48 84 66
1700	17"	37	1"	52	43	5	90		90		160	4"	130	20	99	4 H	69	Full	3/4	42 & 48 - 84 65
1800	17"	37	1"	52	43	4.5	87		86		160	4"	130	20	99	6*	69	Full	3/4	42 & 49 83 65
1900	17"	37	1"	52	43	4	87		86		158	4"	130	20	87	4*	68	Full	3/4	42 49 82 65
2000	17"	37	1"	52	43	5.5	91		88		159	4"	130	20	90	5"	68	Full	3/4	42 + 48.5 81 69
2100	16.5	36	3/4	51	43	4	87		85		158	4"	130	20	85	5"	68	Full	3/4	42 - 48 - 86 67
2200	16.1	32.4	3/4	51	43.5	3.2	83		82		158	4"	130	20	74	5"	68	Full	3/4	42 48 - 85 66

REMARKS

RUNNING TIME

MECHANIC'S SIGNATURE Whelihan

TONNAGE PER SHIFT
18 TO 0 ____
0 TO 6 ____
6 TO 12 ____

WRAMC FORM 367
1 SEP 1983

UNIT NR. #1 York

AIR CONDITIONING LOG

DATE 6-15-94

TIME	COOLER GPM SUCTION	COOLER REFRIG. TEMP.	COOLER REFRIG. LEVEL	COOLER WATER TEMP. IN	COOLER WATER TEMP. OUT	CONDENSER GPM DISCHARGE	CONDENSER COND. TEMP.	CONDENSER WATER TEMP. IN	CONDENSER WATER TEMP. OUT	POSITION CAP. INDICATOR	COMPRESSOR BEARING TEMP.	COMPRESSOR OIL LEVEL	COMPRESSOR OIL TEMP.	COMPRESSOR OIL PRESSURE	MOTOR AMPS.	PURGE SUCTION PRESSURE	PURGE DISCHARGE	PURGE OIL LEVEL	PURGE REFR. LEVEL	WATER MAKE UP (READING) 2400 / GAL. USED	COMMENTS
2300	45		Full	52	42	150		82	96		BSG	Full	120	80	150						DB WB RA DP
2400	45		Full	52	42	150		82	98		BSG	Full	120	80	150						78° 75° 47% 72°
0100	45		Full	52	41	149		82	96		BSG	Full	120	80	150						
0200	45		Full	52	41	149		82	96		BSG	Full	120	80	150						
0300	44		Full	51.5	40	149		82	96		BSG	Full	120	80	146						
0400	44		Full	51.5	40	149		82	96		BSG	Full	120	80	146						
0500	44		Full	52	41.5	150		81	97		BSG	Full	120	80	150						
0600	44		Full	52	41.5	150		81	97		BSG	Full	120	80	150						
REMARKS															MECHANIC'S SIGNATURE						
0700	44		Full	51	41.5	150		81	97		BSG	Full	117	80	151						
0800	44		Full	53	42	150		82	99		BSG	Full	117	80	150						
0900	45		Full	53	43	150		81	98		BSG	Full	116	81	149						78 73 93 76
1000	45		Full	53	43	150		82	97		BSG	Full	115	81	149						
1100	46		Full	54	44	151		84	98		BSG	Full	117	81	149						
1200	47		Full	54	42.5	151		84	98		BSG	Full	119	81	150						
1300	45		Full	53	42	150		84	98		BSG	Full	119	81	150						
1400	45		Full	53	42	150		84	98		BSG	Full	121	81	149						
REMARKS															MECHANIC'S SIGNATURE						
1500	46		Full	54	43	151		86	98		BSG	Full	119	81	150						
1600	46		Full	54	43	150		85	98		BSG	Full	122	80	150						DB WB RH DP
1700	46		Full	53	42	149		84	96		BSG	Full	121	80	145						87 72 50 65
1800	46		Full	52	42	139		80	92		BSG	Full	118	82	115						
1900	47		Full	51	42	134		78	90		BSG	Full	118	82	107						
2000																					
2100	47		Full	52	42.5	135		78	92		BSG	Full	118	83	110						Checking Bldg 54 – 49
2200	47		Full	52.5	43	133		78	92		BSG	Full	118	83	110						
REMARKS												RUNNING TIME			MECHANIC'S SIGNATURE R. Maraio					TONNAGE PER SHIFT 12 TO 8 / 8 TO 4 / 4 TO 12	

WRAMC FORM 367

UNIT NR. #2 york

AIR CONDITIONING LOG

DATE 6-15-94

TIME	COOLER GPM SUCTION	COOLER REFRIG. TEMP.	COOLER REFRIG. LEVEL	COOLER WATER TEMP. IN	COOLER WATER TEMP. OUT	CONDENSER GPM DISCHARGE	CONDENSER COND. TEMP.	CONDENSER WATER TEMP. IN	CONDENSER WATER TEMP. OUT	POSITION CAP. INDICATOR	COMPRESSOR OIL BEARING TEMP.	COMPRESSOR OIL LEVEL	COMPRESSOR OIL TEMP.	COMPRESSOR OIL PRESSURE	MOTOR AMPS.	PURGE SUCTION PRESSURE	PURGE DISCHARGE	PURGE OIL LEVEL	PURGE REFR. LEVEL	WATER MAKE UP (READING) 2400 ____ GAL. USED ____ COMMENTS
2300	42		Full	55	42	146		87	94		TSG	7/8	117	80	150					
2400	42		Full	55	42	146		87	94		TSG	7/8	117	80	150					
0100	42		Full	55	42	145		86	93		TSG	7/8	116	81	150					
0200	42		Full	55	42	145		86	94		TSG	7/8	116	81	150					
0300	42		Full	54	41.5	144		85	93		TSG	7/8	116	80	149					
0400	41		Full	54	41.5	144		85	92		TSG	7/8	116	80	147					
0500	43		Full	54	42	145		85	94		TSG	7/8	115	81	150					
0600	43		Full	54	42	145		85	94		TSG	7/8	115	81	150					

REMARKS

MECHANIC'S SIGNATURE

TIME	COOLER GPM SUCTION	COOLER REFRIG. TEMP.	COOLER REFRIG. LEVEL	COOLER WATER TEMP. IN	COOLER WATER TEMP. OUT	CONDENSER GPM DISCHARGE	CONDENSER COND. TEMP.	CONDENSER WATER TEMP. IN	CONDENSER WATER TEMP. OUT	POSITION CAP. INDICATOR	COMPRESSOR OIL BEARING TEMP.	COMPRESSOR OIL LEVEL	COMPRESSOR OIL TEMP.	COMPRESSOR OIL PRESSURE	MOTOR AMPS.	PURGE SUCTION PRESSURE	PURGE DISCHARGE	PURGE OIL LEVEL	PURGE REFR. LEVEL	COMMENTS
0700	43		Full	54	43	146		86	93		TSG	7/8	115	81	148					
0800	42		Full	54	41.5	147		86	93		TSG	7/8	115	81	149					
0900	42		Full	54	43	147		86	93		TSG	7/8	116	81	148					
1000	43		Full	54.5	43	148		87	93		TSG	7/8	117	81	147					
1100	44		Full	55	44	150		88	94		TSG	7/8	118	81	148					
1200	44		Full	55	42	150		88	94		TSG	7/8	118	81	150					
1300	43		Full	54	41.5	146		87	93		TSG	7/8	117	81	146					
1400	42		Full	53	41.5	146		87	93		TSG	7/8	118	81	146					

REMARKS

MECHANIC'S SIGNATURE UTO

TIME	COOLER GPM SUCTION	COOLER REFRIG. TEMP.	COOLER REFRIG. LEVEL	COOLER WATER TEMP. IN	COOLER WATER TEMP. OUT	CONDENSER GPM DISCHARGE	CONDENSER COND. TEMP.	CONDENSER WATER TEMP. IN	CONDENSER WATER TEMP. OUT	POSITION CAP. INDICATOR	COMPRESSOR OIL BEARING TEMP.	COMPRESSOR OIL LEVEL	COMPRESSOR OIL TEMP.	COMPRESSOR OIL PRESSURE	MOTOR AMPS.	PURGE SUCTION PRESSURE	PURGE DISCHARGE	PURGE OIL LEVEL	PURGE REFR. LEVEL	COMMENTS
1500	44		Full	55	43	148		85	94		TSG	7/8	119	81	150					
1600	44		Full	54	43	150		86	96		TSG	7/8	119	81	150					
1700	43		Full	53	42	146		85	94		TSG	7/8	119	80	147					
1800	44		Full	52	42	135		87	90		TSG	7/8	118	82	113					
1900	44		Full	51	42	130		82	87		TSG	7/8	117	81	108					
2000																				
2100	44		Full	52	42.5	134		87	90		TSG	7/8	117	82	110					Checking Bldg 54-49
2200	44		Full	52	43	135		84	90		TSG	7/8	117	82	112					

REMARKS

RUNNING TIME

MECHANIC'S SIGNATURE R. Maraio

TONNAGE PER SHIFT
12 TO 8 ____
8 TO 4 ____
4 TO 12 ____

WRAMC FORM 367
E SEP 1981

UNIT NR. #4 carrier

AIR CONDITIONING LOG

DATE 6-15-94

TIME	COOLER GPM SUCTION	COOLER GPM REFRIG. TEMP.	COOLER GPM REFRIG. LEVEL	COOLER WATER TEMP. IN	COOLER WATER TEMP. OUT	CONDENSER GPM DISCHARGE	CONDENSER GPM COND. TEMP.	CONDENSER WATER TEMP. IN	CONDENSER WATER TEMP. OUT	POSITION CAP. INDICATOR	COMPRESSOR OIL BEARING TEMP.	COMPRESSOR OIL LEVEL	COMPRESSOR OIL TEMP.	COMPRESSOR OIL PRESSURE	MOTOR AMPS.	PURGE SUCTION PRESSURE	PURGE DISCHARGE	PURGE OIL LEVEL	PURGE REFR. LEVEL	WATER MAKE UP (READING) 2400 / GAL. USED / COMMENTS
2300	16.2	37	V	55	44.5	10	103	88	96		147	4	130	22	129					
2400	16.2	37	V	55	44.5	10	103	88	96		147	4	130	22	129					
0100	16.2	39	V	54.5	44	10	103	87	95		147	4	130	22	130					
0200	16.2	37	V	54.5	44	10	103	88	95		147	4	130	22	130					
0300	17	36.5	V	54	44	10	103	87	95		147	4	130	22	129					
0400	17	36.5	V	54	44	10	103	87	94		147	4	129	22	126					
0500	17	36	V	53	43	10	103	87	94		148	4	130	22	130					
0600	17	36	V	53	43	10	103	86	94		148	4	130	22	130					
REMARKS																				
0700	16.5	37	1	55	45	10	103	87	95		148	4	130	22	124					
0800	16.5	37	1	55	45	10	103	87	95		149	4	130	22	125					
0900	16.5	37	1	55	45	10	103	87	95		149	4	130	22	125					
1000	16.1	38	1	56	45	10	103	87	96		149	4	130	22	129					
1100	16.1	38	1	56	45	11	104	88	97		149	4	130	22	131					
1200	16.1	38	1	56	45	11	105	88	97		149	4	130	22	131					
1300	17	37	1	54	45	10	103	89	97		149	4	130	22	123					
1400	17	36.5	1	54	44.5	10	103	89	97		148	4	130	22	125					
REMARKS																				
1500	16.5	37	1	55.5	44.5	10	103	90	95		147	3	131	22	126					
1600	17	37	1	55.5	44	10	103	90	96		147	3	132	22	127					
1700	17	36.5	1	54	43	10	103	90	95		147	3	130	22	125					
1800	17	36	1	53	42	9	100	86	94		147	3	130	22	115					
1900	17	36	1	52	41.5	8	98	84	92		145	3	129	21	112					
2000																				
2100	17	37	1	53	42.5	5	90	85	94		144	3	134	21	113					Checking Bldg 54 + 49
2200	17	36	1	53	42.5	9	100	85	96		144	3	134	22	117					

MECHANIC'S SIGNATURE (0700): C. R Smith

MECHANIC'S SIGNATURE (1500): 1/TO

REMARKS

RUNNING TIME

MECHANIC'S SIGNATURE: R. Maraio

TONNAGE PER SHIFT
12 TO 8 ____
8 TO 4 ____
4 TO 12 ____

WRAMC FORM 347
SEP 1981

UNIT NR. #6 Carrier

AIR CONDITIONING LOG

DATE 6-15-94

TIME	COOLER GPM SUCTION	COOLER REFRIG. TEMP.	COOLER REFRIG. LEVEL	COOLER WATER TEMP. IN	COOLER WATER TEMP. OUT	CONDENSER GPM DISCHARGE	CONDENSER COND. TEMP.	CONDENSER WATER TEMP. IN	CONDENSER WATER TEMP. OUT	POSITION CAP. INDICATOR	COMPRESSOR OIL BEARING TEMP.	COMPRESSOR OIL LEVEL	COMPRESSOR OIL TEMP.	COMPRESSOR OIL PRESSURE	MOTOR AMPS.	PURGE SUCTION PRESSURE	PURGE DISCHARGE	PURGE OIL LEVEL	PURGE REFR. LEVEL	WATER MAKE UP (READING) 2400 / GAL. USED	COMMENTS Temp S	COMMENTS Temp R	COMMENTS Press S	COMMENTS Press R
2300	16	39	1	57	44.5	6.8	94		97		157	4	132	20	130	8	64	FULL	3/4		43	54	86	60
2400	16	39	1	56	44	6.8	94		94		157	4	132	20	130	8	64	FULL	3/4		43	54	86	60
0100	16	39	1	56	44	6.8	94		93		157	4	133	20	130	8	63	FULL	3/4		44	53	85	57
0200	16	39	1	56	44	6.8	94		92		157	4	133	20	128	8	63	FULL	3/4		44	53	85	59
0300	16	39	1	56	44	6.8	94		91		157	4	133	20	128	8	63	FULL	3/4		44	53	85	58
0400	16	39	1	56	44	6.8	94		91		157	4	133	20	128	8	63	FULL	3/4		43.5	53	85	58
0500	16	39	1	56	44	6.8	94		91		157	4	133	20	130	8	63	FULL	3/4		44	54	86	58

REMARKS

MECHANIC'S SIGNATURE R Hall

TIME	COOLER GPM SUCTION	COOLER REFRIG. TEMP.	COOLER REFRIG. LEVEL	COOLER WATER TEMP. IN	COOLER WATER TEMP. OUT	CONDENSER GPM DISCHARGE	CONDENSER COND. TEMP.	CONDENSER WATER TEMP. IN	CONDENSER WATER TEMP. OUT	POSITION CAP. INDICATOR	COMPRESSOR OIL BEARING TEMP.	COMPRESSOR OIL LEVEL	COMPRESSOR OIL TEMP.	COMPRESSOR OIL PRESSURE	MOTOR AMPS.	PURGE SUCTION PRESSURE	PURGE DISCHARGE	PURGE OIL LEVEL	PURGE REFR. LEVEL	COMMENTS Temp S	COMMENTS Temp R	COMMENTS Press S	COMMENTS Press R
0700	16	39	1	57	45	7	95		97		157	4	131	20	125	7	59	FULL	3/4	43	54	92	64
0800	16	39	1	57	45	6	93		98		157	4	131	20	125	7	59	FULL	3/4	44	54	90	63
0900	16	40	1"	57	46	7.5	96		99		158	4	131	21	130	7	59	FULL	3/4	43	54	89	62
1000	16	40	1	58	47	8	97		100		158	4	131	22	129	8	59	FULL	3/4	46	55	90	63
1100	16	41	1	58	47	8	98		100		157	4	131	22	133	8	58	FULL	3/4	47	55	89	63
1200	16	39	1"	57	45	8	97		99		157	4	131	22	131	8	60	FULL	3/4	45	54	92	63
1300	16.1	39	1"	56	44	7	93		99		157	4	131	22	127	8	60	FULL	3/4	44	54	90	62
1400	16.1	38	1"	55	44	7.2	96		98		157	4	131	22	124	8	60	FULL	3/4	43	54	91	63

REMARKS

MECHANIC'S SIGNATURE

TIME	COOLER GPM SUCTION	COOLER REFRIG. TEMP.	COOLER REFRIG. LEVEL	COOLER WATER TEMP. IN	COOLER WATER TEMP. OUT	CONDENSER GPM DISCHARGE	CONDENSER COND. TEMP.	CONDENSER WATER TEMP. IN	CONDENSER WATER TEMP. OUT	POSITION CAP. INDICATOR	COMPRESSOR OIL BEARING TEMP.	COMPRESSOR OIL LEVEL	COMPRESSOR OIL TEMP.	COMPRESSOR OIL PRESSURE	MOTOR AMPS.	PURGE SUCTION PRESSURE	PURGE DISCHARGE	PURGE OIL LEVEL	PURGE REFR. LEVEL	COMMENTS Temp S	COMMENTS Temp R	COMMENTS Press S	COMMENTS Press R
1500	16	39	1	57	46	7	95		99		157	3	133	22	125	7	60	FULL	3/4	44.5	54	87	60
1600	16	40	1	57	46.5	7	95		98		157	3	132	22	125	7	62	FULL	3/4	44.5	54	94	67
1700	16	38	1	56	46	7	95		97		159	3	132	22	120	7	63	FULL	3/4	44	53	93	66
1800	17	37	1	54	43	6.9	94		96		158	3	132	22	120	6	63	FULL	3/4	42	51	90	60
1900	17	37	1	53	42	7	95		95		157	3	132	21	115	6	64	FULL	3/4	42	51	87	59
2000																							
2100	17	37	1	54	42	7	95		96		157	3	132	22	117	6	62	FULL	3/4	42	51	90	60
2200	17	37	1	54	43	7	95		97		157	3	132	22	117	6	63	FULL	3/4	42	51	87	59

REMARKS: Checking Bldg 54 + 49

RUNNING TIME

MECHANIC'S SIGNATURE R. Macaio

TONNAGE PER SHIFT
12 TO 8 ____
8 TO 4 ____
4 TO 12 ____

WRAMC FORM 367

UNIT NR. 7

AIR CONDITIONING LOG

DATE 7-7-94

TIME	COOLER GPM: SUCTION	COOLER GPM: REFRIG. TEMP.	COOLER GPM: REFRIG. LEVEL	COOLER GPM: WATER TEMP. IN	COOLER GPM: WATER TEMP. OUT	CONDENSER GPM: DISCHARGE	CONDENSER GPM: COND. TEMP.	CONDENSER GPM: WATER TEMP. IN	CONDENSER GPM: WATER TEMP. OUT	POSITION CAP. INDICATOR	COMPRESSOR OIL: BEARING TEMP.	COMPRESSOR OIL: LEVEL	COMPRESSOR OIL: TEMP.	COMPRESSOR OIL: PRESSURE	MOTOR AMPS.	PURGE: SUCTION PRESSURE	PURGE: DISCHARGE	PURGE: OIL LEVEL	PURGE: REFR. LEVEL	WATER MAKE UP (READING) / COMMENTS
2300																				
2400																				
0100																				
0200																				
0300																				
0400																				
0500																				
0600																				
REMARKS															MECHANIC'S SIGNATURE					
0700	42			51	41	125		77	85		TSG			81	108					
0800	42			51	41	126		76	84		TSG	7/8	114	81	110					
0900	42			52	41	127		78	86		TSG	7/8	115	81	112					
1000	42			53	41.5	130		82	88		TSG	7/8	115	81	115					
1100	42			53	41	132		80	88		TSG	7/8	115	81	120					
1200	42			53	41.5	135		82	90		TSG	7/8	115	81	134					
1300	42			53	41	132		82	90		TSG	7/8	117	81	140					
1400	42			53	41	132		82	90		TSG	7/8	117	81	140					
REMARKS															MECHANIC'S SIGNATURE R Mann					
1500	41			53	40	142		93	92		TSG	7/8	117	82	150					
1600	41			53	40	145		64.5	93	X	TSG	7/8	117	82	150					
1700	42.5			53	40.5	140		94	94.5		TSG	7/8	117	81	148					
1800	41			53.5	40	138		93	93+		TSG	7/8	116	81	144					
1900	42			52	40	132		92	92		TSG	7/8	116	81	137					
2000	41			52	40	130		91.5	91		TSG	7/8	115	82	131					
2100	41			51.5	40	127		81	90		TSG	7/8	114	81	127					
2200	41			51	40	127		60.5	89		TSG	7/8	115	81	125					
REMARKS															RUNNING TIME 24hrs	MECHANIC'S SIGNATURE				TONNAGE PER SHIFT 12 TO 8 / 8 TO 4 / 4 TO 12

WRAMC FORM 347
16 SEP 1981

UNIT NR. 1-11

AIR CONDITIONING LOG

DATE 7-8-94

TIME	COOLER GPM SUCTION	COOLER GPM REFRIG. TEMP.	COOLER GPM REFRIG. LEVEL	COOLER WATER TEMP. IN	COOLER WATER TEMP. OUT	CONDENSER GPM DISCHARGE	CONDENSER GPM COND. TEMP.	CONDENSER WATER TEMP. IN	CONDENSER WATER TEMP. OUT	POSITION CAP. INDICATOR	COMPRESSOR OIL BEARING TEMP.	COMPRESSOR OIL LEVEL	COMPRESSOR OIL TEMP.	COMPRESSOR OIL PRESSURE	MOTOR AMPS.	PURGE SUCTION PRESSURE	PURGE DISCHARGE	PURGE OIL LEVEL	PURGE REFR. LEVEL
2300	44		[illegible]	50	41	145		82	94		TSG	43	115	80	[illegible]				
2400	44		[illegible]	50	41	145		82	94		TSG	43	115	80	124				
0100	[illegible]		[illegible]	[illegible]	[illegible]	[illegible]		82	95		TSG	43	115	80	[illegible]				
0200	45			49	39.5	142		82	95		[illegible]	45	115	80	123				
0300	44		[illegible]	49	39.5	138		81	93		TSG	45	114	80	115				
0400	44			49.5	39.5	136		80	93		TSG	43	113	80	114				
0500	44			49.5	39.5	140		80	93		TSG	46	113	80	113				
0600	44		FULL	49.8	39.9	137		80	94		TSG	113	113	80	116				

REMARKS

MECHANIC'S SIGNATURE [illegible]

WATER MAKE UP (READING)

2400 _____

GAL. USED _____

COMMENTS

DB WB RH DP

80° 70° 65% 73°

0700	44		FULL	50	40	136		80	92		TSG	1/4	118	80	116				
0800	45		FULL	50	40	139		80	92		TSG	1/4	118	80	119				
0900	45		FULL	[illegible]	40.5	142		80	94		TSG	1/4	120	80	124				
1000	45		FULL	51	41	144		80	95		TSG	1/4	120	80	127				
1100	45		FULL	51	41	144		82	95		TSG	1/4	120	80	127				
1200	45		FULL	51	41	146		82	96		TSG	1/4	122	80	134				
1300	44		FULL	50	40.5	145		84	96		TSG	1/4	122	80	130				
1400	45		FULL	50	40.5	145		84	96		TSG	1/4	122	80	130				

REMARKS

MECHANIC'S SIGNATURE R Marado

DB WB RH DP

98 87 65 83

1500	44		FULL	51.5	40	149		84	97		TSG	1/4	122	81	145				
1600	43		FULL	52	40.5	152		85	97.5		TSG	1/4	121	81	147				
1700	44		FULL	52	40	153		85	98		TSG	1/4	121	81	149				
1800	44		FULL	51.5	42.5	151		84	97		TSG	1/4	120	80	132				
1900	43		FULL	51	42	147		83.5	96		TSG	1/4	120	81	125				
2000	45		FULL	51	40	140		82	93.5		TSG	1/4	119	81	121				
2100	45		FULL	50.5	40	137		83	92		TSG	1/4	118	81	115				
2200	45		FULL	49.5	42	136		82.5	91		TSG	1/4	119	80	112				

REMARKS

RUNNING TIME 24 HRS

MECHANIC'S SIGNATURE [signature]

TONNAGE PER SHIFT

12 TO 8 _____

8 TO 4 _____

4 TO 12 _____

WRAMC FORM 367
15 SEP 1982

UNIT NR. [illegible]

AIR CONDITIONING LOG

DATE [illegible]

WATER MAKE UP (READING)

2400 _____

GAL. USED _____

TIME	COOLER GPM SUCTION	COOLER REFRIG. TEMP.	COOLER REFRIG. LEVEL	COOLER WATER TEMP. IN	COOLER WATER TEMP. OUT	CONDENSER GPM DISCHARGE	CONDENSER COND. TEMP.	CONDENSER WATER TEMP. IN	CONDENSER WATER TEMP. OUT	POSITION CAP. INDICATOR	COMPRESSOR OIL BEARING TEMP.	COMPRESSOR OIL LEVEL	COMPRESSOR OIL TEMP.	COMPRESSOR OIL PRESSURE	MOTOR AMPS.	PURGE SUCTION PRESSURE	PURGE DISCHARGE	PURGE OIL LEVEL	PURGE REFR. LEVEL	COMMENTS
2300	[illegible]	[illegible]	[illegible]	[illegible]	[illegible]	[illegible]	[illegible]	[illegible]	[illegible]		143	4	127	22	[illegible]					
2400	[illegible]	[illegible]	[illegible]	[illegible]	[illegible]	[illegible]	[illegible]	[illegible]	95		143	4	127	22	[illegible]					
0100	[illegible]	[illegible]	[illegible]	[illegible]	[illegible]	[illegible]	[illegible]	[illegible]	94		143	4	126	22	115					
0200	[illegible]	[illegible]	[illegible]	[illegible]	[illegible]	[illegible]	[illegible]	86	94		143	4	126	22	112					
0300	[illegible]	[illegible]	[illegible]	[illegible]	[illegible]	7	94	84	92		143	4	126	22	[illegible]					
0400	[illegible]	[illegible]	[illegible]	[illegible]	41	7	94	84	92		[illegible]	4	126	22	[illegible]					
0500	[illegible]	[illegible]	[illegible]	51.5	41	7	94	84	92		[illegible]	[illegible]	126	22	[illegible]					
0600	[illegible]	[illegible]	[illegible]	52.5	41.5	1.6	94	83	93		143	4	126	22	117					
REMARKS															MECHANIC'S SIGNATURE [illegible]					
0700	7	35	1	53	40.5	8.5	99	82	92		146	3	129	22	121					
0800	17	35	1	53	41	9	100	83	93		146	3	129	22	123					
0900	17	35	1	53.5	41.5	9	100	83	94		146	3	129	22	125					
1000	17	[illegible]		53.5	42	9	101	84	95		146	3	129	22	125					
1100	17	36		53.5	42	9	101	84	95		147	3	129	22	125					
1200	17	36	1	54	43	10	103	86	95		147	3	129	22	127					
1300	17	36	1	54	43	10	103	86	95		147	3	129	22	127					
1400	17	36	1	54	43	10	103	86	95		147	3	129	22	127					
REMARKS															MECHANIC'S SIGNATURE [illegible]					
1500	16	36.5	1	54.5	42	10.2	103+	87	96	X	145	4	129	22	130					
1600	16	36.5	1	54.5	42.5	10.3	104	87.5	96.5		145	4	129	22	129					
1700	16	36.5	1	54.5	42	10.5	104.5	88	97		145	4	130	22	120					
1800	16	36	1	54	42	9	98	86	96.5		145	4	130	22	125					
1900	16	36	1	53.5	42	7.8	97	85	95		147	4	130	21.5	118					
2000	16	36	1	53	42	7.5	96	83	92.5		147	4	129	21.5	117					
2100	16	36	1	52.5	42	7.4	96.5	82	92.5		146	4	129	21	116					
2200	16	36	1	52	42	7	96	81.5	90		145	4	126	21	115					

REMARKS

RUNNING TIME 24 hrs

MECHANIC'S SIGNATURE [illegible]

TONNAGE PER SHIFT
12 TO 8 _____
8 TO 4 _____
4 TO 12 _____

WRAMC FORM 367
15 SEP 1961

UNIT NR. —

AIR CONDITIONING LOG

DATE

TIME	COOLER GPM SUCTION	COOLER REFRIG. TEMP.	COOLER REFRIG. LEVEL	COOLER WATER TEMP. IN	COOLER WATER TEMP. OUT	CONDENSER GPM DISCHARGE	CONDENSER COND. TEMP.	CONDENSER WATER TEMP. IN	CONDENSER WATER TEMP. OUT	POSITION CAP. INDICATOR	COMPRESSOR OIL BEARING TEMP.	COMPRESSOR OIL LEVEL	COMPRESSOR OIL TEMP.	COMPRESSOR OIL PRESSURE	MOTOR AMPS.	PURGE SUCTION PRESSURE	PURGE DISCHARGE	PURGE OIL LEVEL	PURGE REFR. LEVEL	WATER MAKE UP (READING) 2400 / GAL. USED / COMMENTS
2300																				
2400																				
0100																				
0200																				
0300																				
0400																				
0500																				
0600																				
REMARKS															MECHANIC'S SIGNATURE					
0700	17																			
0800	17																			
0900	17	36																		
1000	17																			
1100	17																			
1200																				
1300																				
1400																				
REMARKS															MECHANIC'S SIGNATURE					
1500	16																			
1600	16																			
1700	17																			
1800	16																			
1900	16																			
2000	16																			
2100	16																			
2200																				
REMARKS											RUNNING TIME 24 HRS				MECHANIC'S SIGNATURE					TONNAGE PER SHIFT 12 TO 8 / 8 TO 4 / 4 TO 12

WRAMC FORM 367
SEP 1981

UNIT NR. —

AIR CONDITIONING LOG

DATE

TIME	COOLER GPM SUCTION	COOLER GPM REFRIG. TEMP.	COOLER GPM REFRIG. LEVEL	COOLER WATER TEMP. IN	COOLER WATER TEMP. OUT	CONDENSER GPM DISCHARGE	CONDENSER GPM COND. TEMP.	CONDENSER WATER TEMP. IN	CONDENSER WATER TEMP. OUT	POSITION CAP. INDICATOR	COMPRESSOR OIL BEARING TEMP.	COMPRESSOR OIL LEVEL	COMPRESSOR OIL TEMP.	COMPRESSOR OIL PRESSURE	MOTOR AMPS.	PURGE SUCTION PRESSURE	PURGE DISCHARGE	PURGE OIL LEVEL	PURGE REFR. LEVEL	WATER MAKE UP (READING) 2400 / GAL. USED	COMMENTS
2300																					
2400																					
0100																					
0200																					
0300																					
0400																					
0500																					
0600																					
REMARKS															MECHANIC'S SIGNATURE						
0700																					
0800																					
0900																					
1000																					
1100																					
1200																					
1300																					
1400																					
REMARKS															MECHANIC'S SIGNATURE						
1500																					
1600																					
1700																					
1800																					
1900																					
2000																					
2100																					
2200																					
REMARKS											RUNNING TIME				MECHANIC'S SIGNATURE					TONNAGE PER SHIFT 12 TO 8 / 8 TO 4 / 4 TO 12	

VIRAMC FORM 367
SEP 1961

UNIT NR. #1A/C

AIR CONDITIONING LOG

DATE 7-9-94

WATER MAKE UP (READING)

2400 _____

GAL. USED _____

TIME	COOLER GPM SUCTION	COOLER REFRIG. TEMP.	COOLER REFRIG. LEVEL	COOLER WATER TEMP. IN	COOLER WATER TEMP. OUT	CONDENSER GPM DISCHARGE	CONDENSER COND. TEMP.	CONDENSER WATER TEMP. IN	CONDENSER WATER TEMP. OUT	POSITION CAP. INDICATOR	COMPRESSOR OIL BEARING TEMP.	COMPRESSOR OIL LEVEL	COMPRESSOR OIL TEMP.	COMPRESSOR OIL PRESSURE	MOTOR AMPS.	PURGE SUCTION PRESSURE	PURGE DISCHARGE	PURGE OIL LEVEL	PURGE REFR. LEVEL	COMMENTS DB WB RH DP
2300	46		Full	48	40	132		80	90		T.S.G.	118	117	80	102					80° 73° 72% 30°
2400	46		Full	48	40	131		80	90		T.S.G.	118	117	80	101					
0100	45		Full	48	40	130		80	90		T.S.G.	118	117	80	101					
0200	45		Full	48	40	129		79	89		[illegible]	118	117	80	100					
0300	45		Full	48	40	130		79	89		T.S.G.	118	118	80	100					
0400	45		Full	48	40	130		79	89		T.S.G.	118	118	80	100					
0500	45		Full	48	40	130		[illegible]	89		T.S.G.	118	119	80	100					
0600	45		Full	48	40	130		79	89		T.S.G.	118	119	80	100					
REMARKS															MECHANIC'S SIGNATURE [illegible]					
0700	45		Full	48	40	135		79	92		TSG	118	117	81	107					
0800	45		Full	48	40	135		79	92		TSG	118	117	81	107					79 7[illegible] 57 [illegible]
0900	46		Full	48	4	136		79	93		TSG	118	117	81	108					
1000	46		Full	48	4	136		80	93		TSG	118	117	81	108					
1100	46		Full	49	4	136		80	93		TSG	118	118	81	110					
1200	46		Full	49	41	138		81	95		TSG	118	119	81	111					
1300	46		Full	49	41	140		82	96		TSG	118	119	81	112					
1400	46		Full	49	[illegible]	141		82	96		TSG	118	119	81	113					
REMARKS															MECHANIC'S SIGNATURE MTO					
1500	45		Full	50	42.5	144		82.5	97		TSG	118	118	81	127					
1600	45		Full	50.5	42.5	153		83	94	X	TSG	118	119	81	130					DB WB RH DP
1700	45		Full	50	43	145		82	92		TSG	118	118	81	121					95 91 59% 82
1800	46		Full	49	41	139		79	89		TSG	118	117	81	112					
1900	46		Full	48.5	40.5	135		77.5	88		TSG	118	117	81	111					
2000	46		Full	48.5	40.5	133		77	87.5		TSG	118	117	80	105					
2100	46		Full	48	41	131		76.5	87		TSG	118	118	80	96					
2200	46		Full	49	40.5	129		77	86.5		TSG	118	117	80	92					

REMARKS

RUNNING TIME 24hrs

MECHANIC'S SIGNATURE B [illegible]

TONNAGE PER SHIFT
12 TO 8 _____
8 TO 4 _____
4 TO 12 _____

WRAMC FORM 367
16 SEP 1961

UNIT NR. #2A/C

AIR CONDITIONING LOG

DATE 7-9-14

TIME	COOLER GPM	COOLER SUCTION	COOLER REFRIG. TEMP.	COOLER REFRIG. LEVEL	COOLER WATER TEMP. IN	COOLER WATER TEMP. OUT	CONDENSER GPM	CONDENSER DISCHARGE	CONDENSER COND. TEMP.	CONDENSER WATER TEMP. IN	CONDENSER WATER TEMP. OUT	POSITION CAP. INDICATOR	COMPRESSOR OIL BEARING TEMP.	COMPRESSOR OIL LEVEL	COMPRESSOR OIL TEMP.	COMPRESSOR OIL PRESSURE	MOTOR AMPS.	PURGE SUCTION PRESSURE	PURGE DISCHARGE	PURGE OIL LEVEL	PURGE REFR. LEVEL	WATER MAKE UP (READING) 2400 / GAL. USED / COMMENTS
2300																						
2400																						
0100																						
0200																						
0300																						
0400																						
0500																						
0600																						
REMARKS																	MECHANIC'S SIGNATURE					
0700																						
0800																						
0900																						
1000																						
1100																						
1200																						
1300																						
1400																						
REMARKS																	MECHANIC'S SIGNATURE					
1500																						
1600																						
1700																						
1800																						
1900																						
2000																						
2100																						
2200																						
REMARKS															RUNNING TIME		MECHANIC'S SIGNATURE					TONNAGE PER SHIFT 12 TO 8 / 8 TO 4 / 4 TO 12

WRAMC FORM 347
16 SEP 1991

UNIT NR. # 4/21c

AIR CONDITIONING LOG

DATE 7-9-94

TIME	COOLER GPM			WATER TEMP.		CONDENSER GPM		WATER TEMP.		POSITION IND.	COMPRESSOR OIL				MOTOR AMPS.	PURGE				WATER MAKE UP (READING)
	SUCTION	REFRIG. TEMP.	REFRIG. LEVEL	IN	OUT	DISCHARGE	COND. TEMP.	IN	OUT		BEARING TEMP.	LEVEL	TEMP.	PRESSURE		SUCTION PRESSURE	DISCHARGE	OIL LEVEL	REFR. LEVEL	2400 _____ GAL. USED _____ COMMENTS
2300	16	5	1	51	42	7	81	84	91		142	44	126	21	106					
2400				51	42	7	81	80	91		144	44	126	21	105					
0100				51	42	7	81	84	91		143	44	126	21	105					
0200	16	5		51	42	7	81	82	90		143	44	126	21	105					
0300	16	35	1	50	41	6.5	81	80	90		145	44	127	21	104					
0400		35	1	50	41	6.5	81	84	90		144	44	127	21	104					
0500		35	1	50	41	6	81	84	90		144	44	127	21	104					
0600	16	35	1	50	41	6	81	84	90		144	44	127	21	104					

REMARKS

MECHANIC'S SIGNATURE

TIME	COOLER GPM			WATER TEMP.		CONDENSER GPM		WATER TEMP.		POSITION IND.	COMPRESSOR OIL				MOTOR AMPS.	PURGE				WATER MAKE UP (READING)
	SUCTION	REFRIG. TEMP.	REFRIG. LEVEL	IN	OUT	DISCHARGE	COND. TEMP.	IN	OUT		BEARING TEMP.	LEVEL	TEMP.	PRESSURE		SUCTION PRESSURE	DISCHARGE	OIL LEVEL	REFR. LEVEL	COMMENTS
0700	16	35	1	51	42	7	81	82	92		144	44	127	22	109					
0800	16	35	1	51	42	7.5	81	83	92		144	44	127	22	110					
0900	16	35	1	52	42	7.5	81	83	93		144	44	127	22	110					
1000	16	35	1	52	42	7.5	81	83	93		144	44	127	22	110					
1100	16	35	1	53	42	6.5	81	84	93		144	44	127	22	115					
1200	16	35	1	53	42	6.5	81	84	95		144	44	127	22	115					
1300	16	35	1	53	42	6.5	81	83	94		144	44	127	22	116					
1400	16	35	1	53	42	6.5	81	85	94		144	44	127	22	119					

REMARKS

MECHANIC'S SIGNATURE

TIME	COOLER GPM			WATER TEMP.		CONDENSER GPM		WATER TEMP.		POSITION IND.	COMPRESSOR OIL				MOTOR AMPS.	PURGE				WATER MAKE UP (READING)
	SUCTION	REFRIG. TEMP.	REFRIG. LEVEL	IN	OUT	DISCHARGE	COND. TEMP.	IN	OUT		BEARING TEMP.	LEVEL	TEMP.	PRESSURE		SUCTION PRESSURE	DISCHARGE	OIL LEVEL	REFR. LEVEL	COMMENTS
1500	16	35	1	52	42	7.2	81	84	95	X	144	44	126	22	112					
1600	16	35	1	52	42	7.5	81	84	95	X	145	44	126	22	112					
1700	16	35	1	52	42	7.5	81	86	95	X	145	44	127	22	119					
1800	16	35	1	51	41	7	81	82	91		144	44	126	21	112					
1900	16	35	1	50	41	6.8	81	80	89		144	44	126	21	110					
2000	16	35	1	50	41	6.5	81	80	88		144	44	127	21	107					
2100	16	36	1	50	42	6.2	82	79	88		143	44	127	21	95					
2200	16	36	1	50	42	6	82	79	86		143	44	127	21	92					

REMARKS

RUNNING TIME 24 hrs

MECHANIC'S SIGNATURE B Mc

TONNAGE PER SHIFT
12 TO 8 _____
8 TO 4 _____
4 TO 12 _____

WRAMC FORM 367
15 SEP 1961

UNIT NR. #5AIC

AIR CONDITIONING LOG

DATE 7-9-94

TIME	COOLER GPM					CONDENSER GPM				POSITION CAP. INDICATOR	COMPRESSOR				MOTOR AMPS.	PURGE				WATER MAKE UP (READING) 2400 _____ GAL. USED _____
	SUCTION	REFRIG. TEMP.	REFRIG. LEVEL	WATER TEMP. IN	WATER TEMP. OUT	DISCHARGE	COND. TEMP.	WATER TEMP. IN	WATER TEMP. OUT		OIL BEARING TEMP.	OIL LEVEL	OIL TEMP.	OIL PRESSURE		SUCTION PRESSURE	DISCHARGE	OIL LEVEL	REFR. LEVEL	COMMENTS
2300	19	36°	1"	51.5	42	72			92		122	4"	134	20#	110		40			
2400	17	31°	1"	51.5	42	72			92		122	4"	134	20#	110	6"	40			
0100	17	31°	1"	51.5	42	72	91		92		122	4"	134	20#	110	6"	40			
0200	17	30°		51.4	41	72	91		92		122	4"	134	20#	109	6"	40			
0300	17	30		51	41.5	71	91		91		121	4"	135	20#	110	6"	41			
0400	17	30		51	41.5	71	91		91		121	4"	135	20#	110	6"	41			
0500	17	30		51	41.5	71	91		92		121	4"	135	20#	109	6"	40			
0600	17	30	1"	51	40.5	71	91		92		121	4"	135	20#	111	6"	39			
REMARKS															MECHANIC'S SIGNATURE					
0700	17	30	1	52	42	8	93		95		121	4	136	20	113	6	39	1/2	1	
0800	17	30	1	52	42	8	93		95		121	4	136	20	113	6	39	1/2	1 1/2	
0900	17	30	1	52	41	8	93		93		121	4	136	20	114	6	39	1/2	1 1/2	
1000	17	30	1	52	41	8	93		96		121	4	136	20	110	6	39	1/2	1	
1100	17	30	1	52	41	8.5	100		97		121	4	136	20	110	6	39	1/2	1	
1200	17	30	1	53	42	8.5	99		97		121	4	136	20	110	6	39	1/2	1 1/2	
1300	17	30	1	52	42	7	101		97		121	4	136	20	114	6	39	1/2	1	
1400	17	30	1	52	42	7	101		97		121	4	136	20	117	6	39	1/2	1	
REMARKS															MECHANIC'S SIGNATURE					
1500	16	29		52	42	7	101		97	X	122	2"	137	21	120	5	39	1/2	Full	
1600	16	29		52	42	7	101		97		122	2"	137	21	121	5	40	1/2	Full	
1700	16	27	1	53	42	9	101		97		120	2"	137	21	120	6	40	1/2	Full	
1800	16	30.5	1	51.5	41	7	0		95		122	2	137	23#	110	5	39	1/2	Full	
1900	16	29	3/4	50.5	42	6.5	93		91		122	2	137	20#	107	5	39	1/2	Full	
2000	16	30.5	3/4	50	41	6.5	92		89.5		121	2	137	20	105	4	39	1/2	7/8	
2100	16	30.5	3/4	52.5	41	6	92		89		121	2	137	20	102	4	39	1/2	7/8	
2200	16	30.5	3/4	52.5	41.5	6.5	93		89.5		121	2	136	20	100	6"	40	1/2	1 1/8	
REMARKS												RUNNING TIME 24 HRS			MECHANIC'S SIGNATURE P. [illegible]					TONNAGE PER SHIFT 12 TO 8 _____ 8 TO 4 _____ 4 TO 12 _____

WRAMC FORM 367
1 SEP 1981

UNIT NR. #6AC

AIR CONDITIONING LOG

DATE 7-9-94

WATER MAKE UP (READING)

2400 _____

GAL. USED _____

TIME	COOLER GPM SUCTION	COOLER REFRIG. TEMP.	COOLER REFRIG. LEVEL	COOLER WATER TEMP. IN	COOLER WATER TEMP. OUT	CONDENSER GPM DISCHARGE	CONDENSER COND. TEMP.	CONDENSER WATER TEMP. IN	CONDENSER WATER TEMP. OUT	POSITION CAP. INDICATOR	COMPRESSOR OIL BEARING TEMP.	COMPRESSOR OIL LEVEL	COMPRESSOR OIL TEMP.	COMPRESSOR OIL PRESSURE	MOTOR AMPS.	PURGE SUCTION PRESSURE	PURGE DISCHARGE	PURGE OIL LEVEL	PURGE REFR. LEVEL	COMMENTS
2300	17	36.5	1"	52.5		7.5	[illegible]		94		158	4"	129	20	106	[illegible]	34	1/2	[illegible]	41.5 [illegible] 97 [illegible]
2400	17	36.5	1"	52.5		7.5	[illegible]		94		158	4"	129	20	105	[illegible]	34	1/2	[illegible]	41.5 [illegible] 96 [illegible]
0100	17	36.5	1"	52.5		7.5	[illegible]		94		158	4"	129	20	105	[illegible]	34	[illegible]	[illegible]	[illegible]
0200	17	[illegible]	1"	51.5		7.4	95		94		158	4"	129	20	107	[illegible]	34	1/2	[illegible]	[illegible]
0300	17	[illegible]	1"	[illegible]		7.4	[illegible]		93		158	4"	130	20	[illegible]	[illegible]	[illegible]	[illegible]	[illegible]	[illegible]
0400	[illegible]	[illegible]	1"			6.9	[illegible]		92		[illegible]	[illegible]	129	20	[illegible]	[illegible]	[illegible]	[illegible]	[illegible]	[illegible]
0500	[illegible]	36	1"	52		[illegible]	[illegible]		92		157	4	129	20	[illegible]	[illegible]	34	[illegible]	[illegible]	41 [illegible]
0600	17	36	1"	52		6.5	94.5		92		159	4"	131	20	101	1#	34	[illegible]	[illegible]	41 [illegible]
REMARKS															MECHANIC'S SIGNATURE [illegible]					
0700	17	37	1	53	43	7.5	[illegible]		95		158	4	130	20	102	2	33	1/4	[illegible]	41 [illegible]
0800	17	37	1	53	[illegible]	[illegible]	[illegible]		94		158	4	130	20	102	2	33	1/4	1/2	[illegible]
0900	17	37	1	[illegible]		8	97		94		158	4	130	20	[illegible]	2	33	[illegible]	[illegible]	[illegible]
1000	17	37	1	[illegible]	43	8	97		95		158	4	130	20	[illegible]	2	33	[illegible]	[illegible]	[illegible]
1100	17	37	1	53	43	8	[illegible]		95		157	4	130	20	113	2	33	[illegible]	[illegible]	[illegible]
1200	17	37	1	53	43	8	[illegible]		94		157	4	130	20	118	2	33	1/4	1/2	[illegible]
1300	17	37	1	53	43	8.5	[illegible]		94		157	4	130	21	120	2	34	1/4	[illegible]	[illegible]
1400	17	37	1	53	43	8	[illegible]		94		157	4	130	21	124	2	34	1/4	[illegible]	[illegible]
REMARKS															MECHANIC'S SIGNATURE [illegible]					
1500	16	37		54.5	43	9.2	97		95		159	4	130	21	122	1	[illegible]	1/4	[illegible]	42 51.5 100 00
1600	16	37	1	55	43	5.3	97.5	X	95.5	X	158	4	130	21	123	1	33	[illegible]	1/2	41.5 [illegible] [illegible]
1700	16	37	1	55	43	9.2	[illegible]		95		159	[illegible]	130	21	123	2	32	[illegible]	[illegible]	[illegible]
1800	16	36	1	53	41.5	8	7		93		157	4	129	20	112	2	32	1/3	1/2	41 [illegible] 98 63
1900	16	37	3/4	52.5	42	6.5	93		90		157	4	129	20	110	2	33	1/3	1/2	40.5 [illegible] [illegible]
2000	16	37+	1/2	52	42.5	6	92		89		157	4	129	20	95	2	31	1/4	1/2	41 [illegible] [illegible]
2100	16	37.5	1/2	52	43	5.8	91.5		89		158	4	129	20	91	2	32	1/4	1/3	41 [illegible] [illegible]
2200	16	[illegible]	1/2	51.5	43	6	92		89		158	4	129	20	90	3	30	1/2	1/3	41.5 [illegible] [illegible]

REMARKS

RUNNING TIME 24 hrs

MECHANIC'S SIGNATURE B [illegible]

TONNAGE PER SHIFT
12 TO 8 _____
8 TO 4 _____
4 TO 12 _____

WRAMC FORM 367
15 SEP 1981

UNIT NR. #2 york

AIR CONDITIONING LOG

DATE 8-9-94

WATER MAKE UP (READING)

2400 _____

GAL. USED _____

TIME	COOLER GPM SUCTION	REFRIG. TEMP.	REFRIG. LEVEL	WATER TEMP. IN	WATER TEMP. OUT	CONDENSER GPM DISCHARGE	COND. TEMP.	WATER TEMP. IN	WATER TEMP. OUT	POSITION CAP. INDICATOR	COMPRESSOR OIL BEARING TEMP.	OIL LEVEL	OIL TEMP.	OIL PRESSURE	MOTOR AMPS.	PURGE SUCTION PRESSURE	PURGE DISCHARGE	PURGE OIL LEVEL	PURGE REFR. LEVEL	COMMENTS DB	WB	RH	DP
2300	44		Full	47	41.5	125		80	86		T.S.G.	7/8	114	82	90					68°	60°	66%	55°
2400	44		Full	47	41.5	125		80	86		T.S.G.	7/8	114	82	90								
0100	44		Full	47	41.5	125		80	86		T.S.G.	7/8	114	82	90								
0200	44		Full	46.5	41	125		80	86		" "	7/8	114	82	89								
0300	44		Full	46.5	41	125		80	86		T.S.G.	7/8	114	82	89								
0400	44		Full	46.5	41	125		79.8	86		" "	7/8	114	82	88								
0500	44		Full	46.5	41	125		79.8	86		T.S.G.	7/8	114	82	88								
0600	42		Full	48	41	129		80	87		" "	7/8	114	81	100								
REMARKS															MECHANIC'S SIGNATURE [signature]								
0700	41		Full	46	40	130		80	82		78G	7/8	113	81	100								
0800	41		Full	46.5	40	130		80	86		78G	7/8	113	81	108								
0900	41		Full	47	41	132		82	87		78G	7/8	113	81	110					DB	WB	RH	DP
1000	43		Full	50	42	130		80	86		78G	7/8	114	81	100					70	66	79	64
1100	43		Full	50	42	128		80	85		78G	7/8	114	81	100								
1200	43		Full	50	43	128		80	85		78G	7/8	114	81	100								
1300	43		Full	52	43	131		80	86		78G	7/8	115	81	111								
1400	43		Full	51.8	42	131		80	86		78G	7/8	115	81	110								
REMARKS															MECHANIC'S SIGNATURE Whelan								
1500	42		Full	52	40.5	140		81	90		TSG	7/8	113	81	140								
1600	42	X	Full	51.5	40.5	137	X	80.5	89	X	TSG	7/8	115	81	137								
1700	42		Full	52	41	132		81.5	89		TSG	7/8	115	81	127								
1800	43		Full	51.5	41	129		80	87.5		TSG	7/8	115	81	122								
1900	43		Full	51	41	125		79.5	87		TSG	7/8	115	80	112								
2000	43		Full	51	41	126		79	86.5		TSG	7/8	114	80	107								
2100	43		Full	51	41	124		78.5	86		TSG	7/8	114	81	102								
2200	42		Full	50.5	41	122		77.5	85		TSG	7/8	115	81	112								

REMARKS

RUNNING TIME 24 hrs

MECHANIC'S SIGNATURE B Mayer

TONNAGE PER SHIFT
12 TO 8 _____
8 TO 4 _____
4 TO 12 _____

WRAMC FORM 367

UNIT NR. #5 Carrier

AIR CONDITIONING LOG

DATE 8-9-94

TIME	COOLER GPM SUCTION	REFRIG. TEMP.	REFRIG. LEVEL	COOLER WATER TEMP. IN	COOLER WATER TEMP. OUT	CONDENSER GPM DISCHARGE	COND. TEMP.	CONDENSER WATER TEMP. IN	CONDENSER WATER TEMP. OUT	POSITION CAP. INDICATOR	COMPRESSOR OIL BEARING TEMP.	OIL LEVEL	OIL TEMP.	OIL PRESSURE	MOTOR AMPS.	PURGE SUCTION PRESSURE	PURGE DISCHARGE	PURGE OIL LEVEL	PURGE REFR. LEVEL	WATER MAKE UP (READING) 2400 / GAL. USED / COMMENTS
2300	16.2	37°	3/4	50	43	5.8	92.3		88		136	3.5	128	19	95					
2400	16.2	37°	3/4	50	43	5.8	91.3		88		136	3.5	128	19	95					
0100	16.2	37°	3/4	50.	43	5.8	91.3		88		136	3.5	128	19#	95					
0200	16.1	37°	7/8	49.9	43	5.6	92.2		88		135	3.5	127	18#	94					
0300	16.1	37°	7/8	49.9	43	5.6	92.2		88		135	3.5	127	18#	94					
0400	16	37°	7/8	49.8	43	6	93.8		88		135	3.5	128	18#	94					
0500	16	37°	1"	49.9	43	6	94		88		136	3.5	128	18#	94					
0600	16	38°	1"	51	43	7	96		92		136	3.5	128	20#	119					
REMARKS															MECHANIC'S SIGNATURE					
0700	17	36	1"	50	42	7.1	97		93		136	3"	130	20	129					
0800	17	37	1"	50	43	7.1	97		93		136	3"	130	20	125					
0900	16.5	37+	1"	51	43.5	7.1	97		92		136	3"	130	20	125					
1000	17	37	1"	51	42	6.5	95		90		136	3"	130	20	123					
1100	17	37	1"	51	42	6.5	95		91		136	3"	130	20	110					
1200	17	37	1"	51	42	6.5	95		91		136	3"	130	20	110					
1300	16.5	38-	1"	52.5	43	7.1	97		92		137	3"	130	20	115					
1400	16	38-	1"	53	44	6.5	95		89		137	3	130	20	97					
REMARKS															MECHANIC'S SIGNATURE Whelahan					
1500	16	37.5	1	53.5	43	7	96		93		135	3	130	20	125					
1600	16	37	1	53	43	6.8	93		92		137	3	129	20	126					
1700	16	37	1	53.5	43	7.1	96.3		90.5		138	3	130	20	125					
1800	16	36.	3/4	52.5	42.5	6.9	97		90.5		136	3	129	20	114					
1900	16	36°	3/4	52	42	6.5	95		90		136	3	129	19.5	101					
2000	16	37	3/4	51.5	42.5	6.6	93		90		136	3	128	19.5	100					
2100	16	37	1	51.5	42.5	6.2	92		90		136	3	130	19	98					
2200	16	36.5	1	51	42	5.9	91.5		89		135	3	129	19	101					
REMARKS											RUNNING TIME ~4hrs				MECHANIC'S SIGNATURE B Mayo					TONNAGE PER SHIFT 12 TO 8 / 8 TO 4 / 4 TO 12

VAMC FORM 347

UNIT NR. #6 Carrier

AIR CONDITIONING LOG

DATE 8-9-94

TIME	COOLER GPM SUCTION	COOLER GPM REFRIG. TEMP.	COOLER GPM REFRIG. LEVEL	COOLER WATER TEMP. IN	COOLER WATER TEMP. OUT	CONDENSER GPM DISCHARGE	CONDENSER GPM COND. TEMP.	CONDENSER WATER TEMP. IN	CONDENSER WATER TEMP. OUT	POSITION CAP. INDICATOR	COMPRESSOR OIL BEARING TEMP.	COMPRESSOR OIL LEVEL	COMPRESSOR OIL TEMP.	COMPRESSOR OIL PRESSURE	MOTOR AMPS.	PURGE SUCTION PRESSURE	PURGE DISCHARGE	PURGE OIL LEVEL	PURGE REFR. LEVEL	WATER MAKE UP (READING) 2400 / GAL. USED	COMMENTS Temp S	Temp R	Press S	Press R
2300	16.5	37°	1"	51.5	43	6	92		92		157	4.5	132	20	111						42	49	82	60
2400	16.5	37°	1"	51.5	43	6	92		92		157	4.5	132	20	110						42	49	82	59
0100	16.5	37°	1"	51.5	43	6	92		92		157	4.5	132	20	110						42	49	81	59
0200	16.5	37°	1"	51.5	43	6	92.5		91.5		157	4.5	132	20	110						42-	49	80	59
0300	16.5	37°	1"	51.5	43	6	92.5		91.5		157	4.5	132	20	109						41.9	49	80	59
0400	16.5	37°	1"	51	43	5.5	92		90		157	4.5	132	20	107						41.5	48.5	80	59
0500	16.5	37°	1 1/4	51	43	5.2	91.5		90		157	4.5	132	20	106						41.5	48.5	80	59
0600	16.2	37°	1"	52.5	43-	5	90		90		157	4.5	132	20	112						41.5	48	80	58
REMARKS															MECHANIC'S SIGNATURE									
0700	17	35.5	1"	51	43	5	90		91		159	4.5	130	20	125						41	48	80	58
0800	17	36	1"	51.5	43.5	5.5	90		93		158	4.5	132	20	125						41	48	82	60
0900	17	37	1"	52	43.5	5.5	89		90		158	4.5	130	20	124						42	50	84	62
1000	17	36	1"	52	43	5	90		90		159	4.5	130	20	122						42	50	82	62
1100	17	36	1"	52.5	43.5	5.5	92		90		159	4.5	130	20	110						41	49	82	64
1200	17	36	1"	52.5	43.5	5.5	92		90		159	4.5	130	20	110						42	49	82	64
1300	16.5	37	1"	53.5	43	6	92+		92		159	4.5	130	20	116						42.5	51	90	63
1400	16.8	37	1"	53+	43	5	90		93		159	4.5	130	20	124						42+	51+	91	64
REMARKS															MECHANIC'S SIGNATURE Wilson									
1500	16	37	1"	53.5	42.5	6	92	V	95	X	159	4+	130	20	130						41	50.5	92	65
1600	16	37-	1"	53	42	5.5	91.5		94.5		159	4+	130	20	128						41	50	92	65
1700	16	37	1"	53	42.5	6	92		95		159	4+	131	20	130						41	50.5	91	64
1800	16	37	1	53+	43	5	90		94		158	4+	131	20	115						41.5	50.5	90	63
1900	16	37	1	53	43	5.2	90		93.5		158	4+	130	20	100						41.5	51	90	62
2000	16	37	1	53.5	43.5	6	92		91		159	4+	131	20	102						42	51	89	61
2100	16	37	1	53.5	43.5	6.2	93		94.5		154	4+	131	20	100						41+	51	89	62
2200	16	37	1	53	43.5	6.5	93		92		157	4+	132	20	103						42-	51-	89	61
REMARKS											RUNNING TIME 24 hrs				MECHANIC'S SIGNATURE B Mayo					TONNAGE PER SHIFT 12 TO 8 ___ 8 TO 4 ___ 4 TO 12 ___				

WRAMC FORM 347

UNIT NR. #4 Carrier

AIR CONDITIONING LOG

DATE 9-6-94

TIME	COOLER GPM SUCTION	REFRIG. TEMP.	REFRIG. LEVEL	COOLER WATER TEMP. IN	COOLER WATER TEMP. OUT	CONDENSER GPM DISCHARGE	COND. TEMP.	CONDENSER WATER TEMP. IN	CONDENSER WATER TEMP. OUT	POSITION CAP. INDICATOR	COMPRESSOR OIL BEARING TEMP.	OIL LEVEL	OIL TEMP.	OIL PRESSURE	MOTOR AMPS.	PURGE SUCTION PRESSURE	PURGE DISCHARGE	PURGE OIL LEVEL	PURGE REFR. LEVEL
2300	16"	37°	L"	47	43	5	90	80	88		133	3/4	135	15#	70				
2400	16"	37°	L"	47	43	5	90	80	88		132	3/4	135	15#	70				
0100	16"	37°	L"	47	43	5	90	80	87		131	3/4	135	15#	69				
0200	16"	37°	L"	47	42.3	5	90	80	88		131	3/4	134	15#	70				
0300	16"	37°	L"	47	42.2	5	90	80	88		132	3/4	134	15#	70				
0400	16"	37°	L"	47	42	5.6	92	80	89		132	3/4	134	15#	69				
0500	16"	37°	L"	47	42	6.6	92	80	89		132	3/4	134	15#	69				
0600	16"	37°	L"	47.5	42	6	92.5	81	91.5		131	3/4	134	15#	71				

REMARKS

MECHANIC'S SIGNATURE K. R. Hoff

TIME	COOLER GPM SUCTION	REFRIG. TEMP.	REFRIG. LEVEL	COOLER WATER TEMP. IN	COOLER WATER TEMP. OUT	CONDENSER GPM DISCHARGE	COND. TEMP.	CONDENSER WATER TEMP. IN	CONDENSER WATER TEMP. OUT	POSITION CAP. INDICATOR	COMPRESSOR OIL BEARING TEMP.	OIL LEVEL	OIL TEMP.	OIL PRESSURE	MOTOR AMPS.	PURGE SUCTION PRESSURE	PURGE DISCHARGE	PURGE OIL LEVEL	PURGE REFR. LEVEL
0700	16.1	37	1"	46	40	6	92	82	88		131	1/2	132	15	70				
0800	16.5	37	1"	46	41.8	6.1	93	83	88		131	1/2	132	15	75				
0900	16.1	37	1"	47	42	6	92	82	88		132	1/2	132	16	82				
1000	16.1	37	1"	48	42	5.5	92	81	88		132	1/2	132	16	85				
1100	16.5	37	1"	48	42	6	92	80	88		132	1/2	132	16	90				
1200	16.5	37	1"	49	43	6.4	94	81	90		132	1/2	132	16	97				
1300	16.5	37	1"	49	42	6.5	94	81	92		131	1/2	132	16	100				
1400	16.5	37	1"	49	42	7	95	81	92		131	1/2	132	16	105				

REMARKS

MECHANIC'S SIGNATURE Wbarham

TIME	COOLER GPM SUCTION	REFRIG. TEMP.	REFRIG. LEVEL	COOLER WATER TEMP. IN	COOLER WATER TEMP. OUT	CONDENSER GPM DISCHARGE	COND. TEMP.	CONDENSER WATER TEMP. IN	CONDENSER WATER TEMP. OUT	POSITION CAP. INDICATOR	COMPRESSOR OIL BEARING TEMP.	OIL LEVEL	OIL TEMP.	OIL PRESSURE	MOTOR AMPS.	PURGE SUCTION PRESSURE	PURGE DISCHARGE	PURGE OIL LEVEL	PURGE REFR. LEVEL
1500	16.5	42	1	49	43	7	96	81	92		131	1/2	132	16	107				
1600	16.5	42	1	49	43	7	96	81	93		131	1/2	132	16	108				
1700	16.5	42	1	49	43	7.3	97	81	93		131	1/2	132	16	108				
1800	16.7	42	1	49	43	7	96	81	92		131	1/2	132	16	107				
1900	16.4	41	1	48	43	7	95	81	92		131	1/2	132	16	103				
2000	17	41	1	48	42	6.5	94	81	91		131	1/2	132	16	101				
2100	17	40	1	47	42	6.5	94	81	91		131	1/2	132	16	96				
2200	16.9	39	1	46+	41	5.5	91	80	89		131	1/2	132	16	85				

REMARKS

RUNNING TIME

MECHANIC'S SIGNATURE VTO

WATER MAKE UP (READING)

2400 _____

GAL. USED _____

COMMENTS

	DB	WB	RH	DP
2300	63	58	77%	55
0100	75	61	42	53
0900	78	65	60	76	57

TONNAGE PER SHIFT

13 TO 9 _____

9 TO 4 _____

4 TO 12 _____

VRAMC FORM 367

UNIT NR. #5 Carrier

AIR CONDITIONING LOG

DATE 9-6-94

TIME	COOLER GPM SUCTION	COOLER REFRIG. TEMP.	COOLER REFRIG. LEVEL	COOLER WATER TEMP. IN	COOLER WATER TEMP. OUT	CONDENSER GPM DISCHARGE	CONDENSER COND. TEMP.	CONDENSER WATER TEMP. IN	CONDENSER WATER TEMP. OUT	POSITION CAP. INDICATOR	COMPRESSOR OIL BEARING TEMP.	COMPRESSOR OIL LEVEL	COMPRESSOR OIL TEMP.	COMPRESSOR OIL PRESSURE	MOTOR AMPS.	PURGE SUCTION PRESSURE	PURGE DISCHARGE	PURGE OIL LEVEL	PURGE REFR. LEVEL	WATER MAKE UP (READING) 2400 / GAL. USED / COMMENTS
2300	16"	38°	1/2	49	43.5	5.2	92		86		134	3"	126	17	72					
2400	16"	38°	1/2	49	43	5.3	92		85		134	3"	126	17	72					
0100	16"	38°	1/2	49	43	5.2	92		85		134	3"	126	17	72					
0200	16"	38°	1/2	48.5	43	5.5	92		86		133	3"	126	17	74					
0300	16"	38°	1/2	48.5	43	5.5	92		86		133	3"	126	17#	74					
0400	16"	38°	1/2	48	42.8	5.6	92		87		132	3"	126	17#	73					
0500	16"	38°	1/2	48	42.7	5.6	92		89		132	3"	126	17#	73					
0600	16"	39°	1/2"	49	43	6.2	94		87		134	3"	126	18#	73					
REMARKS															MECHANIC'S SIGNATURE					
0700	16.1	37	1/2	48	41.5	6.5	95		89		134	2.5"	128	17	96					
0800	16.1	37	1/2	48+	42	6.+	93		89		134	2.5	128	17	95					
0900	16	38	1/2	49	43	6.5	95		88		134	2.5"	128	17	85					
1000	16	38	3/4	50	43.4	6.5	95		89		134	2.5"	128	17	85					
1100	16	38	3/4	50	43	6	93		88		134	2.5"	128	17	90					
1200	16	38	3/4	51	44	6	93		86		134	2.5	128	17	90					
1300	16	38	1/4	51	44	6.5	93		88		135	2 3/4	129	18	100					
1400	16	38	1	51	44	6.1	94		89		103	2 3/4	129	18	100					
REMARKS															MECHANIC'S SIGNATURE Whelan					
1500	16	37	1	51	44	6	93		87		136	3	130	20	110					
1600	16	37	1	51	44	6.5	94		87		136	3	131	20	112					
1700	16.5	37	1	50	43	6.5	94		88		134	3	131	20	112					
1800	17	37	1	50	43	7	97		87		136	3	131	20	111					
1900	17	36	1	49	42	6.5	96		88		136	3	130	20	111					
2000	16.5	37	1	49	42	6	93		87		134	3	130	20	110					
2100	16.1	36.5	1	49	42	5.5	92		87		136	3	130	20	95					
2200	16.1	37	1	49	42	5.5	92		87		136	3	130	20	83					
REMARKS												RUNNING TIME			MECHANIC'S SIGNATURE WTO					TONNAGE PER SHIFT 12 TO 8 / 8 TO 4 / 4 TO 12

VHAMC FORM 347

UNIT NR. #6 Carrier

AIR CONDITIONING LOG

DATE 9-6-94

TIME	COOLER GPM SUCTION	COOLER GPM REFRIG. TEMP.	COOLER GPM REFRIG. LEVEL	COOLER WATER TEMP. IN	COOLER WATER TEMP. OUT	CONDENSER GPM DISCHARGE	CONDENSER GPM COND. TEMP.	CONDENSER WATER TEMP. IN	CONDENSER WATER TEMP. OUT	POSITION CAP. INDICATOR	COMPRESSOR OIL BEARING TEMP.	COMPRESSOR OIL LEVEL	COMPRESSOR OIL TEMP.	COMPRESSOR OIL PRESSURE	MOTOR AMPS.	PURGE SUCTION PRESSURE	PURGE DISCHARGE	PURGE OIL LEVEL	PURGE REFR. LEVEL	WATER MAKE UP (READING) 2400 / GAL. USED	COMMENTS Temp S	Press S	Temp R	Press R
2300	16	37°	—	50	44	4.9	89		88		156	5"	134	19#	77						42	48	91	65
2400	16"	37°	—	50	44	4.8	89		88		156	3"	134	19#	77						42	48	90	63
0100	16"	37°	—	50	44	4.8	89		88		156	3"	134	19#	76						42	48	90	64
0200	16"	37°	—	50	43.5	4.6	88		88		157	3"	134	19#	73						42	48	90	64
0300	16"	37°	—	50	43.5	4.5	88		88		157	3"	134	19#	72						42	48	90	64
0400	16"	37°	—	49	43	4.4	88		87		157	3"	134	19#	71						42	47	89	63
0500	16"	37°	—	49	43	4.4	88		87		157	3"	134	19#	71						42	47	88	62
0600	16"	37°	—	50	43	5	90		87		157	3"	134	20#	79						42	47.5	87	61
REMARKS															MECHANIC'S SIGNATURE L. R. Stiffler									
0700	17"	36°	—	49	42	5.1	91		90		156	5"	132	20	80						40	46	92	65
0800	17"	36	—	49.5	42	5.5	91		90		156	5"	132	20	83						40.5	46	92	64
0900	17"	36	—	50	43.5	6.1	93		91		156	5"	132	20	90						41	47	91	65
1000	17"	37	3/4	51	43	6.5	94		92		156	5"	132	20	100						42	48	90	65
1100	17"	37	1"	51	43.5	6.5	95		93		156	5"	132	20	105						41	48	90	65
1200	17"	37	1"	52	43.5	6.5	96		94		157	5"	132	20	118						42.5	48.5	89	64
1300	17"	37	1"	52	43.5	6.5	96		94		158	5"	132	20	122						43	50	88	64
1400	17	37	1"	52	43.5	6.5	96		94		158	5"	132	20	122						42	50	87	63
REMARKS															MECHANIC'S SIGNATURE Whelson									
1500	17	37	1/2	53	43	6.5	93		94		159	5	132	20	122						42	50	87	63
1600	17	37	1/2	53	43	6.5	93		95		159	5	132	20	122						42	50	87	62
1700	17	37	1	53	43	6.5	94		94		158	5	132	20	120						42	50	86	62
1800	17	37	1/2	53	43	7.5	96		95		158	5	132	20	119						43	50	85	62
1900	17	37	1/2	52	42	7.5	96		96		157	5	132	20	115						42	50	85	60
2000	17	36	3/4	52	42	7.5	96		95		157	5	132	20	113						42	50	85	60
2100	17	36.5		51	42.5	6	94		94		157	5	132	20	107						41	49	84	59
2200	17	36.5		51	42.5	6	93		93		157	5	132	20	100						41	48	84	60
REMARKS													RUNNING TIME		MECHANIC'S SIGNATURE VTO					TONNAGE PER SHIFT 12 TO 8 / 8 TO 4 / 4 TO 12				

VIRAMC FORM 347

UNIT NO. #5 CARRIER

AIR CONDITIONING LOG

DATE 10-14-94

TIME	COOLER GPM					CONDENSER GPM				POSITION CAP. INDICATOR	COMPRESSOR OIL				MOTOR AMPS.	PURGE				WATER MAKE UP (READING) 2400 _____ GAL. USED _____
	SUCTION	REFRIG. TEMP.	REFRIG. LEVEL	WATER TEMP. IN	WATER TEMP. OUT	DISCHARGE	COND. TEMP.	WATER TEMP. IN	WATER TEMP. OUT		BEARING TEMP.	LEVEL	TEMP.	PRESSURE		SUCTION PRESSURE	DISCHARGE	OIL LEVEL	REFR. LEVEL	COMMENTS
2300	17	35	1/2	49	43	5.5	93		87		131	1 3/4	129	17	87					41 47 83 59
2400	17	35	1/2	49	42	5	92		85		131	1 3/4	129	17	85					41 47 83 59
0100	17	36	1/2	49	42	5	92		85		131	1 3/4	129	17	85					41 47 84 65
0200	17	36	1/2	49	42	5.5	93		87		131	1 3/4	129	17	82					41 47 87 64
0300	17	36	1/2	49	42	5	92		85		131	1 3/4	129	17	80					41 47 85 62
0400	17	36	1/4	49	42	5	92		85		132	1 3/4	129	17	80					41 47 85 61
0500	17	37	1/4	49	42	5	92		85		132	1 3/4	129	17	80					41 47 85 61
0600	17	37	3/4	49	42	5.5	93		87		132	1 3/4	129	17	82					41 47 85 61
REMARKS											MECHANIC'S SIGNATURE									
0700	17	37	1/2	47	42	6	94		87		132	1 3/4	126	18	92					41 47 84 60
0800	17	37	1/2	49	42	6	94		87		132	1 3/4	126	18	92					41 47 84 60
0900	17	37	1/2	49	42	5.5	92		88		132	1 3/4	126	18	92					41 47 83 59
1000	17	37	1/2	49	42	5.5	92		88		132	1 3/4	126	18	83					41 47 83 59
1100	17	37	1/2	49	42	5.5	92		88		132	1 3/4	126	18	84					41 47 82 58
1200	17	37	3/4	50	42	6	94		88		133	1 3/4	129	17	87					41 47 83 58
1300	17	37	3/4	50	42	6.5	95		87		133	1 3/4	130	17	89					41 47 82 57
1400	17	37	3/4	50	42	6.5	95		87		133	1 3/4	129	17	90					41 47 81 57
REMARKS											MECHANIC'S SIGNATURE									
1500	17	37	3/4	51	42	6 #	93		88		132	1 3/4	128	19#	102					41 48 80 57
1600	17	37	3/4	51	42	6 #	93		88		132	1 3/4	128	19#	103					41 48 80 56
1700	16.8	36	3/4	50.5	41.5	5.2	91		88		132	1 3/4	129	18#	89					41 48 80 56
1800	17	36	3/4	50.5	41.5	5.1#	91		88		132	1 3/4	129	18#	88					41 48 80 56
1900	17	36	3/4	50	41.5	6#	93		87		131	1 3/4	128	18#	86					41 47 80 56
2000	17	36	3/4	50	41.3	6#	93		87		131	1 3/4	128	18#	84					47 90 56
2100	17	36	3/4	49.5	41.5	6#	93		86		132	1 3/4	127	18#	84					41 47 80 56
2200	17	36	3/4	49.3	41.5	5.5	92		85		132	1 3/4	127	18#	78					41 47 80 56
REMARKS											RUNNING TIME				MECHANIC'S SIGNATURE					TONNAGE PER SHIFT 12 TO 8 _____ 8 TO 4 _____ 4 TO 12 _____

WRAMC FORM 367

CHILLER NR. #1 YORK

AIR CONDITIONING LOG

DATE 15-14-94

TIME	COOLER GPM SUCTION	COOLER REFRIG. TEMP.	COOLER REFRIG. LEVEL	COOLER WATER TEMP. IN	COOLER WATER TEMP. OUT	CONDENSER GPM DISCHARGE	CONDENSER COND. TEMP.	CONDENSER WATER TEMP. IN	CONDENSER WATER TEMP. OUT	POSITION CAP. INDICATOR	COMPRESSOR OIL BEARING TEMP.	COMPRESSOR OIL LEVEL	COMPRESSOR OIL TEMP.	COMPRESSOR OIL PRESSURE	MOTOR AMPS.	PURGE SUCTION PRESSURE	PURGE DISCHARGE	PURGE OIL LEVEL	PURGE REFR. LEVEL	WATER MAKE UP (READING) 2400 / GAL. USED / COMMENTS
2300	47		FULL	46	41	121		73	86		168G	FULL	115	80	87					
2400	47		FULL	45	42	118		74	84		158G	FULL	115	80	87					
0100	47		FULL	47	43	118		74	84		BSG	FULL	115	80	85					
0200	47		FULL	47	43	124		73	85		BSG	FULL	115	80	85					DB WB RH DP 58 54 78 51
0300	47		FULL	47	43	118		73	84		BSG	FULL	115	80	85					
0400	47		FULL	47	43	115		72	83		BSG	FULL	115	80	85					
0500	47		FULL	47	42	112		72	81		BSG	FULL	115	80	80					
0600	47		FULL	47	42	118		72	83		BSG	FULL	115	80	80					

REMARKS: Closed Hot Gas By Pass 2230 HRS

MECHANIC'S SIGNATURE: [illegible]

TIME	COOLER GPM SUCTION	COOLER REFRIG. TEMP.	COOLER REFRIG. LEVEL	COOLER WATER TEMP. IN	COOLER WATER TEMP. OUT	CONDENSER GPM DISCHARGE	CONDENSER COND. TEMP.	CONDENSER WATER TEMP. IN	CONDENSER WATER TEMP. OUT	POSITION CAP. INDICATOR	COMPRESSOR OIL BEARING TEMP.	COMPRESSOR OIL LEVEL	COMPRESSOR OIL TEMP.	COMPRESSOR OIL PRESSURE	MOTOR AMPS.	PURGE SUCTION PRESSURE	PURGE DISCHARGE	PURGE OIL LEVEL	PURGE REFR. LEVEL	WATER MAKE UP (READING) / COMMENTS
0700	48		FULL	47	42	115		71	78		BSG	FULL	115	80	80					
0800	48		FULL	47	42	115		71	79		BSG	FULL	115	80	81					
0900	48		FULL	48	42	115		71	79		BSG	FULL	115	80	81					
1000	48		FULL	48	42	114		72	80		BSG	FULL	115	80	81					55 51 90 52
1100	48		FULL	48	42	115		73	81		BSG	FULL	115	80	82					
1200	48		FULL	48	42	117		74	82		BSG	FULL	115	80	82					
1300	48		FULL	48	42	118		75	83		BSG	FULL	115	80	82					
1400	48		FULL	48	42	119		74	82		BSG	FULL	115	80	83					

REMARKS

MECHANIC'S SIGNATURE: UTO

TIME	COOLER GPM SUCTION	COOLER REFRIG. TEMP.	COOLER REFRIG. LEVEL	COOLER WATER TEMP. IN	COOLER WATER TEMP. OUT	CONDENSER GPM DISCHARGE	CONDENSER COND. TEMP.	CONDENSER WATER TEMP. IN	CONDENSER WATER TEMP. OUT	POSITION CAP. INDICATOR	COMPRESSOR OIL BEARING TEMP.	COMPRESSOR OIL LEVEL	COMPRESSOR OIL TEMP.	COMPRESSOR OIL PRESSURE	MOTOR AMPS.	PURGE SUCTION PRESSURE	PURGE DISCHARGE	PURGE OIL LEVEL	PURGE REFR. LEVEL	WATER MAKE UP (READING) / COMMENTS
1500	48		FULL	48	42	114		74	82		BSG	FULL	115	80	83					DB WB RH DP 84° 53° 49% 44°
1600	48		FULL	48	42	114		74	82		BSG	FULL	115	80	82					
1700	48		FULL	48	42	113		73	80		BSG	FULL	115	80	83					
1800	48		FULL	48	42	113		73	80		" "	FULL	115	80	83					
1900	48		FULL	48	42	120		72	82		BSG	FULL	114	80	82					
2000	48		FULL	48	42	120		72	82		BSG	FULL	114	80	82					
2100	48		FULL	48	42	118		74	82		BSG	FULL	114	80	83					
2200																				

REMARKS

HOURING TIME

MECHANIC'S SIGNATURE: [signature]

TONNAGE PER SHIFT
12 TO 8 ____
8 TO 4 ____
4 TO 12 ____

WRAMC FORM 367

UNIT NR. #2

AIR CONDITIONING LOG

DATE NOV 18-94

TIME	COOLER GPM	SUCTION	REFRIG. TEMP.	REFRIG. LEVEL	COOLER WATER TEMP. IN	COOLER WATER TEMP. OUT	CONDENSER GPM	DISCHARGE	COND. TEMP.	CONDENSER WATER TEMP. IN	CONDENSER WATER TEMP. OUT	POSITION CAP. INDICATOR	COMPRESSOR OIL BEARING TEMP.	OIL LEVEL	OIL TEMP.	OIL PRESSURE	MOTOR AMPS.	PURGE SUCTION PRESSURE	PURGE DISCHARGE	PURGE OIL LEVEL	PURGE REFR. LEVEL	WATER MAKE UP (READING) 2400 / GAL. USED / COMMENTS
2300																						
2400																						
0100																						
0200																						
0300																						
0400																						
0500																						
0600																						

REMARKS

MECHANIC'S SIGNATURE

TIME	COOLER GPM	SUCTION	REFRIG. TEMP.	REFRIG. LEVEL	COOLER WATER TEMP. IN	COOLER WATER TEMP. OUT	CONDENSER GPM	DISCHARGE	COND. TEMP.	CONDENSER WATER TEMP. IN	CONDENSER WATER TEMP. OUT	POSITION CAP. INDICATOR	COMPRESSOR OIL BEARING TEMP.	OIL LEVEL	OIL TEMP.	OIL PRESSURE	MOTOR AMPS.	PURGE SUCTION PRESSURE	PURGE DISCHARGE	PURGE OIL LEVEL	PURGE REFR. LEVEL	WATER MAKE UP (READING) / GAL. USED / COMMENTS
0700																						
0800																						
0900																						
1000	45	=	FULL	50	42	115	=	75	80	=	104	1/2	115	80	80							
1100	45	=	FULL	50	42	115	=	75	80	=	104	1/2	115	80	82							
1200	45	=	FULL	50	42	115	=	75	80	=	104	1/2	115	80	85							
1300	45	=	FULL	49	42	1100	=	75	80	=	104	1/2	115	80	75							
1400	45	=	FULL	49	42	1100	=	75	80	=	104	1/2	115	80	75							

REMARKS

MECHANIC'S SIGNATURE

TIME	COOLER GPM	SUCTION	REFRIG. TEMP.	REFRIG. LEVEL	COOLER WATER TEMP. IN	COOLER WATER TEMP. OUT	CONDENSER GPM	DISCHARGE	COND. TEMP.	CONDENSER WATER TEMP. IN	CONDENSER WATER TEMP. OUT	POSITION CAP. INDICATOR	COMPRESSOR OIL BEARING TEMP.	OIL LEVEL	OIL TEMP.	OIL PRESSURE	MOTOR AMPS.	PURGE SUCTION PRESSURE	PURGE DISCHARGE	PURGE OIL LEVEL	PURGE REFR. LEVEL	WATER MAKE UP (READING) / GAL. USED / COMMENTS
1500	46		FULL	49	42	109		72	78		TSG	1/2	111	84	83							
1600	46		FULL	49	42	109		72	80		TSG	1/2	111	84	83							
1700	46		FULL	49	42	108		71	80		TSG	1/2	111	83	83							
1800	46		FULL	49	42	108		72	79		TSG	1/2	110	83	80							
1900	45		FULL	48	42	108		73	78		TSG	1/2	110	84	79							
2000	45		FULL	48	42	108		72	77		TSG	1/2	110	84	76							
2100	45		FULL	48	42	108		72	75		TSG	1/2	110	84	75							
2200	45		FULL	48	42	107		72	75		TSG	1/2	110	84	74							

REMARKS

RUNNING TIME

MECHANIC'S SIGNATURE

N TO

TONNAGE PER SHIFT
12 TO 8 ____
8 TO 4 ____
4 TO 12 ____

OB WB RH DP
61 58 90 59

WRAMC FORM 347

UNIT NR. 4 CARRIER

AIR CONDITIONING LOG

DATE 11-18-94

TIME	COOLER GPM SUCTION	COOLER GPM REFRIG. TEMP.	COOLER GPM REFRIG. LEVEL	COOLER WATER TEMP. IN	COOLER WATER TEMP. OUT	CONDENSER GPM DISCHARGE	CONDENSER GPM COND. TEMP.	CONDENSER WATER TEMP. IN	CONDENSER WATER TEMP. OUT	POSITION CAP. INDICATOR	COMPRESSOR OIL BEARING TEMP.	COMPRESSOR OIL LEVEL	COMPRESSOR OIL TEMP.	COMPRESSOR OIL PRESSURE	MOTOR AMPS.	PURGE SUCTION PRESSURE	PURGE DISCHARGE	PURGE OIL LEVEL	PURGE REFR. LEVEL	WATER MAKE UP (READING) 2400 / GAL. USED / COMMENTS
2300	16.5	36°	1"	50	42	6#	92	76	88		150	2.5	142	16#	94					DB WB RH DP
2400	16.5	36°	1"	50	42	6#	92	76	88		150	2.5	142	16#	94					56° 53° 90% 52
0100	16.5	37°	1"	50	42	5.9	92	76	87		151	2.5	142	16#	92					
0200	16.5	37°	1"	50	42	5.9	92	76	87		151	2.5	142	16#	93					
0300	16.3	38°	1"	51	42	5.9	92	76	87		151	2.5	143	16#	100					
0400	16.2	38°	1"	51	42	6#	92	76	87		151	2.5	143	16#	100					
0500	16.3	36°	1"	50.5	43	5#	90	75	86		150	2.5	142	16#	106					
0600	16.3	36°	1"	50.5	43	4.9#	90	75	85		150	2.5	143	16#	104					
REMARKS															MECHANIC'S SIGNATURE					
0700	16	37	1	52	43	5	90	75	85	=	150	3	145	18	110					
0800	16	37	1	52	43	5	90	75	85	=	150	3	145	18	110					57 54 90% 54
0900	16	48	1	52	44	5	90	75	85	=	150	3	145	18	150					
1000	16		START	52	44	5	90	75	85	=	150	3	145	18	90					
1100	16	48	1	52	43	5	90	75	85	=	150	3	145	18	90					
1200	16	48	1	52	43	5	90	75	85	=	150	3	145	18	100					
1300	16	36	1	52	44	5	90	75	85	=	150	3	145	18	100					
1400	16	37	1	52	44	5	90	75	85	=	150	3	145	18	100					
REMARKS															MECHANIC'S SIGNATURE					
1600	16.1	38	1	52	43.5	4.5	89	75	84		152	2.5	142	16	105					
1600	16.1	38	1	52	43.5	4.5	89	75	84		152	2.5	143	16	107					
1700	16	38	1	53	43.5	5	90	75	83		152	2.5	143	16	107					
1800	16	38	1	53	43.5	5	90	75	83		152	2.5	143	14	105					
1900	16	38	1	53	43	5	90	75	83		152	2.5	143	16	100					
2000	16	38	1	52	43	5	90	74	83		152	2.5	143	16	97					
2100	16	38	1	52	43	5	89	74	83		152	2.5	143	16	90					
2200	16	38	1	52	43	5	89	74	82		152	2.5	143	16	92					
REMARKS											RUNNING TIME				MECHANIC'S SIGNATURE NTO					TONNAGE PER SHIFT 12 TO 8 / 8 TO 4 / 4 TO 12

VRAMC FORM 367
15 SEP 1981

UNIT NR. 5 CARRIER

AIR CONDITIONING LOG

DATE 11-18-94

TIME	COOLER GPM SUCTION	REFRIG. TEMP.	REFRIG. LEVEL	WATER TEMP. IN	WATER TEMP. OUT	CONDENSER GPM DISCHARGE	COND. TEMP.	WATER TEMP. IN	WATER TEMP. OUT	POSITION CAP. INDICATOR	COMPRESSOR OIL BEARING TEMP.	OIL LEVEL	OIL TEMP.	OIL PRESSURE	MOTOR AMPS.	PURGE SUCTION PRESSURE	PURGE DISCHARGE	PURGE OIL LEVEL	PURGE REFR. LEVEL	WATER MAKE UP (READING) 2400 / GAL. USED	COMMENTS S	COMMENTS R	S	R
2300	16.5	37°	3/4	51.5	44	5.2	92		83		136	1.5	134	20#	84						43	49	75	63
2400	16.5	37°	3/4	51.5	44	5.2	92		83		136	1.5	134	20#	83						43	49	75	62
0100	16.3	37°	3/4	51.5	44	5.3	92		82		136	1.5	134	19.5#	93						43	49	74	62
0200	16.3	37°	3/4	51.5	41	5.3	92		82		136	1.5	134	19.5#	92						43	49	74	61
0300	16.1	38°	7/8	52-	44	6#	93.9		83		137	1.5	135	19.8	93						43	49	73	60
0400	16.1	38°	7/8	52-	44	6#	93.9		83		137	1.5	135	19.8	93						43	49	73	60
0500	16.2	38°	7/8	51.5	43	6#	93		84		139	1.5	134	20#	123						42	49	72	60
0600	16.1	37°	3/4	51.5	42	6#	93		82		137	1.5	134	20#	122						42	49	71	59
REMARKS															MECHANIC'S SIGNATURE						4			
0700	16	38	1/2	52	42	5	90	=	80	=	138	2	140	20	120						42	49	70	60
0800	16	38	1/2	52	42	5	90	=	80	=	138	2	140	20	124						42	49	70	61
0900	16	38	1/2	52	42	6	91	=	80	=	138	2	140	20	125						43	52	70	62
1000	16	38	1/2	52	42	6	91	=	90	=	138	2	140	20	125						43	54	80	63
1100	16	38	1/2	52	42	6	91	=	90	=	138	2	140	20	121						43	57	80	63
1200	16	38	1/2	52	42	6	91	=	90	=	137	2	140	20	121						43	57	85	62
1300	16	38	1/2	52	42	6	91	=	90	=	136	2	140	20	119						43	58	81	62
1400	16	37	1/2	52	41	6	91	=	90	=	137	2	140	20	119						43	60	81	61
REMARKS															MECHANIC'S SIGNATURE									
1500	16	38	3/4	53	43 1/2	5.5	91		84		138	1.5	134	20	117						43.5	50	84	64
1600	16	38	3/4	53	43 1/2	6	92		84		138	1.5	134	20	118						43.5	50	84	64
1700	16	38	1	53	43 1/2	6	92		84		138	1.5	134	20	114						43.5	50	85	65
1800	16	38	1	53	43 1/2	5.5	91		84		138	1.5	134	20	114						43.5	50	85	65
1900	16	38	1	53	43	5	91		83		138	1.5	134	20	90						43	49	82	60
2000	16	38	1/2	54	43	5	91		83		138	1.5	134	20	81						43	48	82	60
2100	16	38	1/2	53	43	5	91		83		138	1.5	134	20	87						43	47	83	61
2200	16	38	1/2	53	43.5	5	91		83		138	1.5	134	20	87						43	47	82	61
REMARKS												RUNNING TIME			MECHANIC'S SIGNATURE					TONNAGE PER SHIFT 12 TO 8 / 8 TO 4 / 4 TO 12				

WRAMC FORM 367

UNIT NR. 2 YORK

AIR CONDITIONING LOG

DATE 12-14-94

TIME	COOLER GPM	SUCTION	REFRIG. TEMP.	REFRIG. LEVEL	COOLER WATER TEMP. IN	COOLER WATER TEMP. OUT	CONDENSER GPM	DISCHARGE	COND. TEMP.	CONDENSER WATER TEMP. IN	CONDENSER WATER TEMP. OUT	POSITION CAP. INDICATOR	COMPRESSOR OIL BEARING TEMP.	COMPRESSOR OIL LEVEL	COMPRESSOR OIL TEMP.	COMPRESSOR OIL PRESSURE	MOTOR AMPS.	PURGE SUCTION PRESSURE	PURGE DISCHARGE	PURGE OIL LEVEL	PURGE REFR. LEVEL	WATER MAKE UP (READING) 2400 / GAL. USED / COMMENTS
2300	43	=	FULL	48	41	100	=	70	78	=	TSG	1/8	110	80	80							
2400	43	=	FULL	48	41	100	=	70	78	=	TSG	1/8	110	80	80							3730 8½ 26
0100	43	=	FULL	48	41	100	=	70	78	=	TSG	1/8	110	80	80							
0200	43	=	FULL	48	41	100	=	70	78	=	TSG	1/8	110	80	80							
0300	43	=	FULL	48	41	100	=	70	78	=	TSG	1/8	110	80	80							
0400	43	=	FULL	48	41	100	=	70	78	=	TSG	1/8	110	80	80							
0500	43	=	FULL	48	41	100	=	70	78	=	TSG	1/8	110	80	80							
0600	43	=	FULL	48	41	100	=	70	78	=	TSG	1/8	110	80	80							
REMARKS																MECHANIC'S SIGNATURE						
0700	43		FULL	48	41	113		70	76		TSG	1/8	110	82	100							
0800	43		FULL	48	41	114		72	78		TSG	1/8	110	82	100							
0900	43		FULL	48	41	114		72	78		TSG	1/8	110	83	100							
1000	43		FULL	49	41	116		72	80		TSG	1/8	110	82	112							DB WB RH DP
1100	43		FULL	49	41	120		78	82		TSG	1/8	110	83	115							41 40 96 38
1200	43		FULL	49	41	123		74	83		TSG	1/8	108	83	120							
1300	43		FULL	49	41	124		74	83		TSG	1/8	110	82	123							
1400	42		FULL	49	41	124		74	83		TSG	1/8	110	82	123							
REMARKS																MECHANIC'S SIGNATURE						
1500	43		FULL	49	41	121		73	82		TSG	1/8	108	82	123							
1600	43		FULL	49	41	122		74	82		TSG	1/8	108	82	123							
1700	43		FULL	49	41	122		74	82		TSG	1/8	109	82	124							45 41 84 43
1800	42		FULL	50	41	123		73	81		TSG	1/8	109	82	124							
1900	43		FULL	49	41	122		74	83		TSG	1/8	108	82	123							
2000	43		FULL	49	41	119		73	80		TSG	1/8	108	82	122							
2100	42		FULL	48	41	116		73	79		TSG	1/8	109	82	94							
2200	42		FULL	47	41	114		71	78		TSG	1/8	109	82	83							
REMARKS													RUNNING TIME			MECHANIC'S SIGNATURE JTO						TONNAGE PER SHIFT 12 TO 8 / 8 TO 4 / 4 TO 12

WRAMC FORM 367
E SEP 1981

UNIT NR. 4 CARRIER

AIR CONDITIONING LOG

DATE 12-14-94

TIME	COOLER GPM			COOLER WATER TEMP.		CONDENSER GPM		CONDENSER WATER TEMP.		POSITION CAP. INDICATOR	COMPRESSOR OIL				MOTOR AMPS.	PURGE				WATER MAKE UP (READING) 2400 ____ GAL. USED ____	
	SUCTION	REFRIG. TEMP.	REFRIG. LEVEL	IN	OUT	DISCHARGE	COND. TEMP.	IN	OUT		BEARING TEMP.	LEVEL	TEMP.	PRESSURE		SUCTION PRESSURE	DISCHARGE	OIL LEVEL	REFR. LEVEL	COMMENTS	
2300	17	36	/	49	43	5	90	80	90	=	149	3	138	16	110					43	47
2400	17	36	/	49	43	5	90	80	90	=	149	3	138	16	110					43	47
0100	17	36	/	49	43	5	90	80	90	=	149	3	138	16	110					43	47
0200	17	36	/	49	43	5	90	80	90	=	149	3	138	16	110					43	47
0300	17	36	/	49	43	5	90	80	90	=	149	3	138	16	110					43	47
0400	17	36	/	49	43	6	92	80	90	=	149	3	138	16	100					43	47
0500	17	36	/	49	43	6	92	80	90	=	149	3	138	16	95					43	47
0600	17	36	/	49	43	6	92	80	90	=	149	3	138	16	90					43	46
REMARKS															MECHANIC'S SIGNATURE						
0700	17	36	/	51	43.5	4	88	80	90		148	2.5	138	16	120					43	49
0800	17	36	/	51	43.5	4	88	80	90		148	2.5	138	16	120					43	49
0900	17	36	/	51	44	4	88	80	89		150	2.5	138	16	120					43	49
1000	16.5	37	/	52	45	4	88	78	89		148	2.5	138	16	125					43	49
1100	16.5	37	/	52	45	4.5	89	80	90		149	2.5	138	16	125					43	48.5
1200	16.5	37	/	52	45	5	90	80	92		148	2.5	138	16	125					43	50
1300	16.5	37	/	52	45	4	88	80	90		149	2.5	138	16	125					43.5	50
1400	16	38	/	50	45	5.5	91	80	92		150	2.5	138	16.5	130					44	50
REMARKS															MECHANIC'S SIGNATURE R. Mauro						
1500	16	38	/	53	45	4	88	79	87		150	2.5	138	17	126					44	50
1600	16	38	/	53	45	4.5	89	79	88		150	2.5	138	17	127					43.5	50
1700	16.1	38	/	53	44.5	4.5	89	79	87		150	2.5	138	17	127					44	51
1800	16.1	38	/	53	44.5	5	90	79	87		150	2.5	138	17	127					44	51
1900	16	38	/	53	44.5	5	90	79	88		156	2.5	138	17	126					44	51
2000	16	38	/	52	44	5.5	91	79	88		150	2.5	138	17	93					44	51
2100	16	38	/	52	44	6	92	79	89		150	2.5	138	16	89					44	50
2200	16	38	/	51	44	6	92	79	89		150	2.5	138	16	88					44	50
REMARKS												RUNNING TIME			MECHANIC'S SIGNATURE NTO						

TONNAGE PER SHIFT
12 TO 8 ____
8 TO 4 ____
4 TO 12 ____

WRAMC FORM 347
SEP 1991

Trane Unit Bldg. 49

Time	10:30 AM	10:15 pm	8:29	5:01 AM	2:09 Pm	6-27-94	6-28-94	
Date	6-25-94	6-25-94	6-26-94	6-27-94	6-27-94	5 AM	1:33 Pm	
Evaporator Pressure	15	15	15	15	15	15	15	16"
Condenser Pressure	7	4.5	5	5	6.5	5	5.5	6 #
Oil — Pressure	15	14	14	15	14	14	14	13.8 #
Condenser Water In	85	79	80	80	83	83	80	81°
Condenser Water Out	92	83	85	87	87	87	85	84°
Chill Water out	44	42	43	41	43	43	43	43°
Chill Water In	51	46	47	44	49	48	48	49°
	WB / DB	WB / DB	WB / DB	WB / DB	WB / DB	WB / DB	WB / DB	WB / DB
Outside Temp.								85 / 74°
Refrigerant Level								← This ... be Fa... FULL
Sump oil Temp.	163	160	159	[illegible]	165	165	165	164°
Bearing Oil Temp.	137	135	135	[illegible]	135	135	134	137°
Water Treatment								
Remarks	R.L.M	UTO	UTO	[illegible]	Pm	2 M	Pm	[illegible]

Trailer Unit Bldg. 49

Time	12:53 PM	9:05 PM	5:10 AM	11:42 PM	5:30 PM	12:45	5:20 AM	11:15 AM
Date	7-7-94	7-7-94	7-8-94	7-8-94	7-9-94	7-9-94	7-10-94	7-10-94
Evaporator Pressure	16	16	16"	16	16"	15	15.5"	15
Condenser Pressure	8	8.6	7.5"	9	7"	9	6"	6.5
Oil — Pressure	14	14.5	14.5"	14	14"	14	14"	14
Condenser Water In	86	85	84°	88	84°	88	81.5°	82
Condenser Water Out	92	93	91°	94	89°	94	86°	87
Chill Water out	44	43.5	44°	45	44°	44	44°	43
Chill Water In	50	50.5	50°	52	51°	51	50°	48
	WB / DB	WB / DB	WB / DB	WB / DB	WB / DB	WB / DB	WB / DB	
Outside Temp.			76° / 86°	75 / 85				
Refrigerant Level	Full	Full	Full	Full	Full	Full	Full	← This is the Full
Sump oil Temp.	165	166	166°	170	169°	170	165°	167
Bearing Oil Temp.	138	137	163°	138	137°	137	134°	135
Water Treatment								
Remarks	Pm	RTM 9:05 PM L.R.S.		Pm	L.R.S.	UTO	L.R.S.	UTO

Trailer Unit Bldg. 49

Time	9:10 PM	4:38 PM	1:53 PM	1:50 AM	1:17 PM	2:34	06:00	1:00 PM
Date	7-10-94	7-11-94	7-11-94	7-11-94	7-12-94	7-12-94	7-13-94	7-13-94
Evaporator Pressure	15	16"	15	16"	16	16	16"	16
Condenser Pressure	6	5#	6	5#	6	6	6#	7
Oil — Pressure	14	14#	14	14#	13.5	14	18#	18
Condenser Water In	81	81°	80	82°	80	80	81°	83
Condenser Water Out	86	84°	85	84°	84	85	85°	86
Chill Water out	43.5	43°	43	44°	43	43	44°	43
Chill Water In	49.5	47.5°	48	47.5°	49	49	49°	49
Outside Temp.	WB / DB	WB / DB	WB / DB	WB / DB	WB / DB	WB / DB	WB / DB	WB / DB
Refrigerant Level	Full	Full	Full	Full	Full	Full	Full	⊖ ← This should be Full
Sump oil Temp.	166	162°	165	161	170	170	138°	139
Bearing Oil Temp.	136	134°	135	135°	134	135	131°	124
Water Treatment			RLM		RLM	RLM		RLM
Remarks	RLM L.R.			L.R.			L.R.	

ATTACHMENT B

Central Heating Plant Fuel Oil Logs

Corrected Copy

MAIN SECTION HTG PLANT #4A

MONTHLY BULK PETROLEUM ACCOUNTING SUMMARY
WALTER REED ARMY MEDICAL CENTER
WASHINGTON, D.C. 20012

FOR PERIOD OF — OCTOBER 1992

STOCK NUMBER AND NOMENCLATURE OF PRODUCTS	9140 - 247 - 4363 #2 FUEL OIL	9140 - 247 - 4257 #5 FUEL OIL	9140 - 247 - 4251 #6 FUEL OIL
a. Opening Inventory	788,558		
b. Total Receipts	Ø		
c. Total Issues	Ø		
d. Closing book balance (lines a+b-c)	788,558		
e. Closing Inventory	788,558		
f. Actual Monthly loss (lines d-e)	Ø		
g. Maximum allowable loss (lines a+b x.005)	Ø		
h. Excessive Loss (lines f-g)	Ø		

NATURAL GAS USEAGE IN THERMS = 315,411.0

CENTRA-HEATING PLANT BLDG #15

11-9-92

SIGNATURE, NAME AND GRADE OF INVENTORY OFFICER

MONTHLY BULK PETROLEUM ACCOUNTING SUMMARY
WALTER REED ARMY MEDICAL CENTER
WASHINGTON, D.C. 20012

FOR PERIOD OF: NOVEMBER 1992

STOCK NUMBER AND NOMENCLATURE OF PRODUCTS	9140-247-4363 #2 FUEL OIL	9140-247-4359 #5 FUEL OIL	9140-247-4351 #6 FUEL OIL
a. Opening Inventory	788,558		
b. Total Receipts	Ø		
c. Total Issues	Ø		
d. Closing book balance (lines a+b-c)	788558		
e. Closing Inventory	788558		
f. Actual Monthly loss (lines d-e)	Ø		
g. Maximum allowable loss (lines a+bx.005)	Ø		
h. Excessive Loss (lines f-g)	Ø		

REMARKS

NATURAL GAS USEAGE IN THERMS = 436,591.1

CENTRAL HEATING PLANT BLDG #15

12-2-92 SIGNATURE, NAME AND GRADE OF INVENTORY OFFICER: Dennis Pender BLR, PLT. LEADER BLDG #15

MONTHLY BULK PETROLEUM ACCOUNTING SUMMARY
WALTER REED ARMY MEDICAL CENTER
WASHINGTON, D.C. 20012

FOR PERIOD OF — DECEMBER 1992

STOCK NUMBER AND NOMENCLATURE OF PRODUCTS	9140 - 247 - 4363 #2 FUEL OIL	9140 - 247 - 4359 #5 FUEL OIL	9140 - 247 - 4351 #6 FUEL OIL
a. Opening Inventory	788,558		
b. Total Receipts	Ø		
c. Total Issues	Ø		
d. Closing book balance (lines a+b-c)	788,558		
e. Closing Inventory	788,558		
f. Actual Monthly loss (lines d-e)	Ø		
g. Maximum allowable loss (lines a+b x.005)	Ø		
h. Excessive Loss (lines f-g)	Ø		

REMARKS

NATURAL GAS USEAGE IN THERMS = 558,003.1

CENTRAL HEATING PLANT BLDG #15

1-6-93 SIGNATURE, NAME AND GRADE OF INVENTORY OFFICER Dennis Pender BLR Alt Leader BLDG #15

MONTHLY BULK PETROLEUM ACCOUNTING SUMMARY
WALTER REED ARMY MEDICAL CENTER
WASHINGTON, D.C. 20012

FOR PERIOD OF: JANUARY 1993

STOCK NUMBER AND NOMENCLATURE OF PRODUCTS	9140-247-4363 #2 FUEL OIL	9140-247-4259 #5 FUEL OIL	9140-247-4251 #6 FUEL OIL
a. Opening Inventory	788,558		
b. Total Receipts	Ø		
c. Total Issues	Ø		
d. Closing book balance (lines a+b-c)	788,558		
e. Closing Inventory	788,558		
f. Actual Monthly loss (lines d-e)	Ø		
g. Maximum allowable loss (lines a+b x.005)	Ø		
h. Excessive Loss (lines f-g)	Ø		

REMARKS

NATURAL GAS USEAGE IN THERMS = 576.607.7

CENTRAL HEATING PLANT BLDG #15

2-3-93

SIGNATURE, NAME AND GRADE OF INVENTORY OFFICER
Dennis Pender Blr. Plt. Leader Bldg. #15

MONTHLY BULK PETROLEUM ACCOUNTING SUMMARY
WALTER REED ARMY MEDICAL CENTER
WASHINGTON, D.C. 20012

FOR PERIOD OF FEBRUARY 1993

STOCK NUMBER AND NOMENCLATURE OF PRODUCTS	9140 - 247 - 4365 #2 FUEL OIL	9140 - 247 - 4359 #5 FUEL OIL	9140 - 247 - 4351 #6 FUEL OIL
a. Opening Inventory	788,558		
b. Total Receipts	28,004		
c. Total Issues	54,227		
d. Closing book balance (lines a+b-c)	762,335		
e. Closing Inventory	762,335		
f. Actual Monthly loss (lines d-e)	Ø		
g. Maximum allowable loss (lines a+b×.005)	Ø		
h. Excessive Loss (lines f-g)	Ø		

REMARKS

NATURAL Gas USEAGE IN THERMS = 578,825.7

CENTRAL HEATING PLANT BLDG #15

SIGNATURE, NAME AND GRADE OF INVENTORY OFFICER

3-3-93 Dennis Pender Bldg Plt Leader Bldg #15

MONTHLY BULK PETROLEUM ACCOUNTING SUMMARY
WALTER REED ARMY MEDICAL CENTER
WASHINGTON, D.C. 20012

FOR PERIOD OF MARCH 1993

STOCK NUMBER AND NOMENCLATURE OF PRODUCTS	9140 - 247 - 4365 #2 FUEL OIL	9140 - 247 - 4359 #5 FUEL OIL	9140 - 247 - 4351 #6 FUEL OIL
a. Opening Inventory	762,335		
b. Total Receipts	Ø		
c. Total Issues	50914		
d. Closing book balance (lines a+b-c)	711,421		
e. Closing Inventory	711,421		
f. Actual Monthly loss (lines d-e)	Ø		
g. Maximum allowable loss (lines a+b×.005)	Ø		
h. Excessive Loss (lines f-g)	Ø		

MARKS

NATURAL GAS USEAGE IN THERMS = 574,816.1

CENTRAL HEATING PLANT BLDG #15

4-2-93

SIGNATURE, NAME AND GRADE OF INVENTORY OFFICER
Dennis Pender Blk Plt Tender Bldg #15

MONTHLY BULK PETROLEUM ACCOUNTING SUMMARY
WALTER REED ARMY MEDICAL CENTER
WASHINGTON, D.C. 20012

FOR PERIOD OF APRIL 1993

STOCK NUMBER AND NOMENCLATURE OF PRODUCTS	9140 - 247 - 4365 #2 FUEL OIL	9140 - 247 - 4359 #5 FUEL OIL	9140 - 247 - 4351 #6 FUEL OIL
a. Opening Inventory	711,421		
b. Total Receipts	Ø		
c. Total Issues	Ø		
d. Closing book balance (lines a+b-c)	711,421		
e. Closing Inventory	711421		
f. Actual Monthly loss (lines d-e)	Ø		
g. Maximum allowable loss (lines a+b×.005)	Ø		
h. Excessive Loss (lines f-g)	Ø		

REMARKS

NATURAL GAS USEAGE IN THERMS = 398,648.6

CENTRAL HEATING PLANT BLDG #15

5-4-93

SIGNATURE, NAME AND GRADE OF INVENTORY OFFICER
Dennis Pender Blk Pet Tender BLDG #15

MONTHLY BULK PETROLEUM ACCOUNTING SUMMARY
WALTER REED ARMY MEDICAL CENTER
WASHINGTON, D.C. 20012

FOR PERIOD OF: MAY 1993

STOCK NUMBER AND NOMENCLATURE OF PRODUCTS	9140-247-4365 #2 FUEL OIL	9140-247-4259 #5 FUEL OIL	9140-247-4251 #6 FUEL OIL
a. Opening Inventory	711,421		
b. Total Receipts	Ø		
c. Total Issues	Ø		
d. Closing book balance (lines a+b-c)	711,421		
e. Closing Inventory	711,421		
f. Actual Monthly loss (lines d-e)	Ø		
g. Maximum allowable loss (lines a+b x.005)	Ø		
h. Excessive Loss (lines f-g)	Ø		

REMARKS

NATURAL GAS USEAGE IN THERMS = 254,131.2

CENTRAL HEATING PLANT BLDG #15

6-2-93

SIGNATURE, NAME AND GRADE OF INVENTORY OFFICER
Dennis Pender Blk pet Tender BLDG #15

MONTHLY BULK PETROLEUM ACCOUNTING SUMMARY WALTER REED ARMY MEDICAL CENTER WASHINGTON, D.C. 20012	FOR PERIOD OF JUNE 1993		
STOCK NUMBER AND NOMENCLATURE OF PRODUCTS	9140 - 247 - 4365 #2 FUEL OIL	9140 - 247 - 4259 #5 FUEL OIL	9140 - 247 - 4251 #6 FUEL OIL
a. Opening Inventory	711,421		
b. Total Receipts	Ø		
c. Total Issues	Ø		
d. Closing book balance (lines a+b-c)	711,421		
e. Closing Inventory	711,421		
f. Actual Monthly loss (lines d-e)	Ø		
g. Maximum allowable loss (lines a+b x.005)	Ø		
h. Excessive Loss (lines f-g)	Ø		

REMARKS

NATURAL GAS USEAGE IN THERMS = 197,049.6

CENTRAL HEATING PLANT BLDG #15

SIGNATURE, NAME AND GRADE OF INVENTORY OFFICER
7-13-93 Dennis Fender BLK pet Fender Bldg #15

MONTHLY BULK PETROLEUM ACCOUNTING SUMMARY WALTER REED ARMY MEDICAL CENTER WASHINGTON, D.C. 20012	FOR PERIOD OF JULY 1993		
STOCK NUMBER AND NOMENCLATURE OF PRODUCTS	9140-247-4363 #2 FUEL OIL	9140-247-4259 #5 FUEL OIL	9140-247-4351 #6 FUEL OIL
a. Opening Inventory	711,421		
b. Total Receipts	∅		
c. Total Issues	∅		
d. Closing book balance (lines a+b-c)	711,421		
e. Closing Inventory	711,421		
f. Actual Monthly loss (lines d-e)	∅		
g. Maximum allowable loss (lines a+b x.005)	∅		
h. Excessive Loss (lines f-g)	∅		

REMARKS

NATURAL GAS USEAGE IN THERMS = 179,446.1

CENTRAL HEATING PLANT BLDG #15

8-3-93

SIGNATURE, NAME AND GRADE OF INVENTORY OFFICER
Dennis Pender BCE, Plt Leader Bldg #15

MONTHLY BULK PETROLEUM ACCOUNTING SUMMARY
WALTER REED ARMY MEDICAL CENTER
WASHINGTON, D.C. 20012

FOR PERIOD OF: AUGUST 1993

STOCK NUMBER AND NOMENCLATURE OF PRODUCTS	9140 - 247 - 4365 #2 FUEL OIL	9140 - 247 - 4359 #5 FUEL OIL	9140 - 247 - 4351 #6 FUEL OIL
a. Opening Inventory	711,421		
b. Total Receipts	ϕ		
c. Total Issues	ϕ		
d. Closing book balance (lines a+b-c)	711,421		
e. Closing Inventory	711,421		
f. Actual Monthly loss (lines d-e)	ϕ		
g. Maximum allowable loss (lines a+b x.005)	ϕ		
h. Excessive Loss (lines f-g)	ϕ		

REMARKS

NATURAL GAS USEAGE IN THERMS = 184,884.9

CENTRAL HEATING PLANT BLDG #15

SIGNATURE, NAME AND GRADE OF INVENTORY OFFICER

9-14-93 Dennis Ponder BLR. PLT Leader BLDG #15

MONTHLY BULK PETROLEUM ACCOUNTING SUMMARY

WALTER REED ARMY MEDICAL CENTER

WASHINGTON, D.C. 20012

FOR PERIOD OF: SEPTEMBER 1993

STOCK NUMBER AND NOMENCLATURE OF PRODUCTS	9140-247-4365 #2 FUEL OIL	9140-247-4359 #5 FUEL OIL	9140-247-4351 #6 FUEL OIL
a. Opening Inventory	711,421		
b. Total Receipts	90994		
c. Total Issues	2449		
d. Closing book balance (lines a+b-c)	799,966		
e. Closing Inventory	799,966		
f. Actual Monthly loss (lines d-e)	Ø		
g. Maximum allowable loss (lines a+bx.005)	Ø		
h. Excessive Loss (lines f-g)	Ø		

REMARKS

NATURAL GAS USEAGE IN THERMS = 195,611,1

CENTRAL HEATING PLANT BLDG #15

10-6-93 | SIGNATURE, NAME AND GRADE OF INVENTORY OFFICER: Donna Ponder BLDG #15

MONTHLY BULK PETROLEUM ACCOUNTING SUMMARY

WALTER REED ARMY MEDICAL CENTER

WASHINGTON, D.C. 20012

FOR PERIOD OF → OCTOBER 93

STOCK NUMBER AND NOMENCLATURE OF PRODUCTS	9140 - 247 - 4363 #2 FUEL OIL	9140 - 247 - 4359 #5 FUEL OIL	9140 - 247 - 4351 #6 FUEL OIL
a. Opening Inventory	799966		
b. Total Receipts 10-29-93 Bldg 54 · Tank 8-2,869 TRANEFER FROM Bldg 15-Tank 10-2332	5,201		
c. Total Issues	23456		
d. Closing book balance (lines a+b-c)	781711		
e. Closing Inventory	781711		
f. Actual Monthly loss (lines d-e)			
g. Maximum allowable loss (lines a+b×.005)			
h. Excessive Loss (lines f-g)			

REMARKS

NAT. GAS USEAGE IN THERMS = 336600

Bldg 15 Heating Plant

SIGNATURE, NAME AND GRADE OF INVENTORY OFFICER

11-2-93 Joseph L Williams

MONTHLY BULK PETROLEUM ACCOUNTING SUMMARY WALTER REED ARMY MEDICAL CENTER WASHINGTON, D.C. 20012	FOR PERIOD OF NOVEMBER 93		
STOCK NUMBER AND NOMENCLATURE OF PRODUCTS	9140 - 247 - 4365 #2 FUEL OIL	9140 - 247 - 4359 #5 FUEL OIL	9140 - 247 - 4351 #6 FUEL OIL
a. Opening Inventory	781711		
b. Total Receipts	0		
c. Total Issues	3285		
d. Closing book balance (lines a+b-c)	778 426		
e. Closing Inventory	778426		
f. Actual Monthly loss (lines d-e)			
g. Maximum allowable loss (lines a+b x.005)			
h. Excessive Loss (lines f-g)			

REMARKS

NAT. GAS USEAGE IN therms = 597,600

Bldg 15 Heating Plant

12-2-93

SIGNATURE, NAME AND GRADE OF INVENTORY OFFICER

Joseph L. Wells

MONTHLY BULK PETROLEUM ACCOUNTING SUMMARY
WALTER REED ARMY MEDICAL CENTER
WASHINGTON, D.C. 20012

FOR PERIOD OF DECEMBER 1993

STOCK NUMBER AND NOMENCLATURE OF PRODUCTS	9140 - 247 - 4365 #2 FUEL OIL	9140 - 247 - 4259 #5 FUEL OIL	9140 - 247 - 4251 #6 FUEL OIL
a. Opening Inventory	778,426		
b. Total Receipts TRANSFER FROM BLDG.#2	13,788		
c. Total Issues	176,275		
d. Closing book balance (lines a+b-c)	615,939		
e. Closing Inventory	615,939		
f. Actual Monthly loss (lines d-e)			
g. Maximum allowable loss (lines a+b×.005)			
h. Excessive Loss (lines f-g)			

REMARKS

NAT. GAS USEAGE IN THERMS 315,873

BLDG.15-HEATING PLANT

JAN.04,94

SIGNATURE, NAME AND GRADE OF INVENTORY OFFICER

Joseph [illegible]

MONTHLY BULK PETROLEUM ACCOUNTING SUMMARY
WALTER REED ARMY MEDICAL CENTER
WASHINGTON, D.C. 20012

FOR PERIOD OF: MAIN PLANT BLDG 15 — JANUARY 94

STOCK NUMBER AND NOMENCLATURE OF PRODUCTS	9140-247-4363 #2 FUEL OIL	9140-247-4359 #5 FUEL OIL	9140-247-4351 #6 FUEL OIL
a. Opening Inventory	615,939		
b. Total Receipts 185 TRANSFER FROM BLDG.54 (GAL)	103,987		
c. Total Issues	484,065		
d. Closing book balance (lines a+b-c)	226,859		
e. Closing Inventory	226,859		
f. Actual Monthly loss (lines d-e) WATER	9,002		
g. Maximum allowable loss (lines a+bx.005)			
h. Excessive Loss (lines f-g)			

REMARKS

NAT. GAS USEGAE IN THERM 123,810

BLDG.15 HEATING PLANT

SIGNATURE, NAME AND GRADE OF INVENTORY OFFICER

Feb. 8, 94 Joseph L. Miller

MONTHLY BULK PETROLEUM ACCOUNTING SUMMARY
WALTER REED ARMY MEDICAL CENTER
WASHINGTON, D.C. 20012

FOR PERIOD OF
FEBRUARY 94

STOCK NUMBER AND NOMENCLATURE OF PRODUCTS	9140 - 247 - 4365 #2 FUEL OIL	9140 - 247 - 4359 #5 FUEL OIL	9140 - 247 - 4351 #6 FUEL OIL
a. Opening Inventory	226.859		
b. Total Receipts	298,127		
c. Total Issues	293,066		
d. Closing book balance (lines a+b-c)	231,920		
e. Closing Inventory	231,920		
f. Actual Monthly loss (lines d-e)			
g. Maximum allowable loss (lines a+b×.005)			
h. Excessive Loss (lines f-g)			

MARKS

NAT.GAS USED IN THERM 290

BLDG.15,HEATING PLANT

SIGNATURE, NAME AND GRADE OF INVENTORY OFFICER

MAR 10, 94

-MARCH 94 Joseph L. W[illegible]

ONTHLY BULK PETROLEUM ACCOUNTING SUMMARY WALTER REED ARMY MEDICAL CENTER WASHINGTON, D.C. 20012	FOR PERIOD OF MARCH, 1994 +A		
STOCK NUMBER AND NOMENCLATURE OF PRODUCTS	9140 - 247 - 4365 #2 FUEL OIL	9140 - 247 - 4359 #5 FUEL OIL	9140 - 247 - 4351 #6 FUEL OIL
Opening Inventory	212,919		
Total Receipts	464,246		
Total Issues	58,605		
Closing book balance (lines a+b-c)	618,560		
Closing Inventory			
Actual Monthly loss (lines d-e)			
Maximum allowable loss (lines a+b×.005)			
Excessive Loss (lines f-g)			

RKS

NAT GAS USEAGE IN THERM 434921

Bldg 15 Heating Plant

RECEIVED APR 1 3 1994

MONTHLY BULK PETROLEUM ACCOUNTING SUMMARY
WALTER REED ARMY MEDICAL CENTER
WASHINGTON, D.C. 20012

FOR PERIOD OF: APRIL 94

STOCK NUMBER AND NOMENCLATURE OF PRODUCTS	9140 - 247 - 4365 #2 FUEL OIL	9140 - 247 - 4259 #5 FUEL OIL	9140 - 247 - 4251 #6 FUEL OIL
a. Opening Inventory	618 560		
b. Total Receipts	Ø		
c. Total Issues	2,290		
d. Closing book balance (lines a+b-c)	616,270		
e. Closing Inventory	616,270		
f. Actual Monthly loss (lines d-e)			
g. Maximum allowable loss (lines a+b x.005)			
h. Excessive Loss (lines f-g)			

REMARKS

Nat. Gas usage in Therms
326,984
Bldg 15 Heating plant.

SIGNATURE, NAME AND GRADE OF INVENTORY OFFICER

May 4, 94 Joseph L. Miller

MAY, 94

STOCK NUMBER AND NOMENCLATURE OF PRODUCTS	[illegible] #2 FUEL OIL	[illegible] #5 FUEL OIL	9140-247-4253 #6 FUEL OIL
a. Opening Inventory	616,370		
b. Total Receipts From bldg 2	10,000		
c. Total Issues	2,313		
d. Closing book balance (lines a+b-c)	624,057		
e. Closing Inventory	624,057		
f. Actual Monthly loss (lines d-e)			
g. Maximum allowable loss (lines a+b x.005)			
h. ~~Excessive Loss (lines f-g)~~			

Nat. Gas usage in Therms 153,124

Bldg 15 "Heating Plant

June 21, 94

SIGNATURE, NAME AND GRADE OF INVENTORY OFFICER

Joseph L. Wilson

JUNE 94

ST NUMBER AND NOMENCLATURE OF PRODUCTS	1140 - 247 - 4365 #2 FUEL OIL	1140 - 247 - 4357 #5 FUEL OIL	1140 - 247 - 4351 #6 FUEL OIL
Opening Inventory	624,057		
Total Receipts	Ø		
Total Issues	245		
Closing book balance (lines a+b-c)	623,812		
Closing Inventory	623,812		
Actual Monthly loss (lines d-e)			
Maximum allowable loss (lines a+b×.005)			
Excessive Loss (lines f-g)			

KS

Nat. Gas usage in therms 180158
Bldg 15, Heating Plant

7-6-94 SIGNATURE, NAME AND GRADE OF INVENTORY OFFICER Joseph L. Wilk

NTHLY BULK PETROLEUM ACCOUNTING SUMMARY
WALTER REED ARMY MEDICAL CENTER
WASHINGTON, D.C. 20012

FOR PERIOD OF: July 94

STOCK NUMBER AND NOMENCLATURE OF PRODUCTS	9140 - 247 - 4365 #2 FUEL OIL	9140 - 247 - 4259 #5 FUEL OIL	9140 - 247 - 4251 #6 FUEL OIL
Opening Inventory	623,812		
Total Receipts	∅		
Total Issues	12,366		
Closing book balance (lines a+b-c)	611 446		
Closing Inventory	611, 446		
Actual Monthly loss (lines d-e)			
Maximum allowable loss (lines a+b x.005)			
Excessive Loss (lines f-g)			

RKS

NAT. GAS USED IN THERMS 16984 Bldg. 15, Heating Plant

Aug. 24 94

SIGNATURE, NAME AND GRADE OF INVENTORY OFFICER

NTHLY BULK PETROLEUM ACCOUNTING SUMMARY
WALTER REED ARMY MEDICAL CENTER
WASHINGTON, D.C. 20012

FOR PERIOD OF: Aug. 94

STOCK NUMBER AND NOMENCLATURE OF PRODUCTS	9140-247-4363 #2 FUEL OIL	9140-247-4359 #5 FUEL OIL	9140-247-4251 #6 FUEL OIL
a. Opening Inventory	611446		
b. Total Receipts	ϕ		
c. Total Issues	ϕ		
d. Closing book balance (lines a+b-c)	611446		
e. Closing Inventory	611446		
f. Actual Monthly loss (lines d-e)			
g. Maximum allowable loss (lines a+b x.005)			
h. Excessive Loss (lines f-g)			

RKS -- NAT GAS used in THERMS 17140 Bldg 15 Heating Plant

Aug 30, 94 | SIGNATURE, NAME AND GRADE OF INVENTORY OFFICER

MONTHLY BULK PETROLEUM ACCOUNTING SUMMARY
WALTER REED ARMY MEDICAL CENTER
WASHINGTON, D.C. 20012

FOR PERIOD OF: Sept. 94

STOCK NUMBER AND NOMENCLATURE OF PRODUCTS	9140-247-4365 #2 FUEL OIL	9140-247-4257 #5 FUEL OIL	9140-247-4251 #6 FUEL OIL
a. Opening Inventory	611446		
b. Total Receipts	47,782		
c. Total Issues	∅		
d. Closing book balance (lines a+b-c)	659228		
e. Closing Inventory	659 228		
f. Actual Monthly loss (lines d-e)			
g. Maximum allowable loss (lines a+b x.005)			
h. Excessive Loss (lines f-g)			

REMARKS

Nat. Gas: used in THERM 2039.6 Bldg 15 Heating Plant

Oct. 12, 94 | SIGNATURE, NAME AND GRADE OF INVENTORY OFFICER

ATTACHMENT C

Washington Gas Billings

Wish to contribute to the Washington Area Fuel
Check the box and indicate amount

Washington Gas
District of Columbia Division

Telephone (703) 750-1000

Please Give Account Number

ACCOUNT NUMBER 0054-978507

Fuel Fund Donation	$
Gas Bill Payment	$
Total Payment	$ [illegible]

BILLS ARE DUE WHEN RENDERED

AMOUNT DUE NOW	$ 299,311.46
AMOUNT DUE AFTER DATE BELOW	$ 302,304.57
OVERDUE AFTER	DEC 3, 93

WALTER REED ARMY MED CTR
C/O ATTN HSHL-E BLDG OFF
6825 16TH ST NW
WASH DC 20012

PLEASE DETACH THIS STUB AND RETURN WITH PAYMENT • MAKE CHECK PAYABLE TO WASHINGTON GAS

ACCOUNT NUMBER	BILLING PERIOD	DAYS USED	DATE MAILED	NEXT METER READING DATE
0054-978503	SEPT 29, 93 - OOCT 28, 93	29	NOV 8, 93	NOV 30, 93

CURRENT READING METHOD	CURRENT READING	-	PREVIOUS READING	-	UNMETERED GAS LIGHT	=	CCF OF GAS USED	X	THERMS PER CCF	=	TOTAL THERMS
READ BY COMPANY	5365000		5071000				294,000		1.022		300,468.0

CHARGES FOR GAS SERVICE AT: 6825 16TH ST NW #BLRM

BALANCE FROM PREVIOUS BILL	$189,640.64
CURRENT GAS USAGE - 300,468.0 THERMS @ $ .365	109,670.82

BUDGET PLAN INFORMATION					
GAS USED THIS PERIOD	TOTAL GAS USED TO DATE	INSTALLMENTS BILLED TO DATE	AMOUNT DUE NOW	$	299,311.46
$	$	$	AMOUNT DUE AFTER DEC 3, 93	$	302,304.57

Washington Gas
District of Columbia Division

FOR YOUR RECORDS

CHECK NO. _____ DATE: _____

AMOUNT OF CHECK $ _____

TAX DEDUCTIBLE WAFF CONTRIBUTION $ _____

PLEASE RETAIN THIS PORTION FOR YOUR RECORDS • TELEPHONE (703) 750-1000

PURCHASE REQUEST AND COMMITMENT

For use of this form, see AR 37-108; the proponent agency is USAFAC.

PURCHASE INSTRUMENT NO.	REQUISITION NO.	DATE	PAGE	OF PAGES
		23 Aug. 1993		

TO	THRU:	FROM:
Purchasing and Contracting Officer		W74KMR 3235-0602

It is requested that the supplies and services enumerated below or on attached list be:

PURCHASED FOR	DELIVERED TO	NOT LATER THAN (Date)
Dir. DEH	Bldg. 15	

The supplies and services listed below cannot be secured through normal supply channels or other Army supply sources in the immediate vicinity, and their procurement will not violate existing regulations pertaining to local purchases for stock, therefore, local procurement is necessary for the following reason: *(Check appropriate box and complete item.)*

- LOCAL PURCHASES AUTHORIZED AS THE NORMAL MEANS OF SUPPLY FOR THE FOREGOING BY
- REQUISITIONING DISCLOSES NONAVAILABILITY OF ITEMS AND LOCAL PURCHASE IS AUTHORIZED BY
- EMERGENCY SITUATION PRECLUDES USE OF REQUISITION CHANNELS FOR SECURING ITEM

NAME AND TELEPHONE NO. OF PERSON TO CALL FOR ADDITIONAL INFORMATION

ITEM	DESCRIPTION OF SUPPLY OR SERVICES	QUANTITY	UNIT	ESTIMATED Unit Price	ESTIMATED Total Cost
	REQUEST NATURAL GAS SERVICE TO BLDG. 15 FOR PERIOD 1 Sept. thru 31 Oct. 93 GAS SERVICE TO BE ON AN INTERRUPTABLE BASIS 335,000 THERMS REQUIRED. RECOMMEND NEGOTIATED PRICE PER THERM NOT TO EXCEED. VENDOR: WASHINGTON GAS LIGHT CO. 365				ESTIMATE $122,275.00

Fund Certification

The supplies and services listed on this request are properly chargeable to the following allotments, the available balances of which are sufficient to cover the cost thereof, and funds have been committed.

ACCOUNTING CLASSIFICATION	AMOUNT

DATE	TYPED NAME AND TITLE OF CERTIFYING OFFICER	SIGNATURE
23 Aug 93	MARGARET CORSILLO Certifying Officer, DEH	Margaret Corsillo

DISCOUNT	
PURCHASE ORDER NUMBER	
DELIVERY SCHEDULE	

THE FOREGOING ITEMS ARE REQUIRED NOT LATER THAN AS INDICATED ABOVE FOR THE FOLLOWING PURPOSE

DATE	TYPED NAME AND GRADE OF INITIATING OFFICER	SIGNATURE
8-23 93	REGINA LARRABEE TELEPHONE DEH	Regina M. Larrabee
DATE	TYPED NAME AND GRADE OF SUPPLY OFFICER	SIGNATURE

Approved by commanding officer or his designee

DATE	TYPED NAME AND GRADE OF COMMANDING OFFICER OR DESIGNEE	SIGNATURE
8-23-93	HENRY J. HENLEY, P.E. Director Directorate, Engineering and Housing	Regina M. Larrabee

DA FORM 1 AUG 76 3953 — PREVIOUS EDITIONS OF THIS FORM WILL BE USED UNTIL EXHAUSTED.

Washington Gas
District of Columbia Division

Telephone: (703) 750-1000

Please Give Account Number

ACCOUNT # SEE 0054-978507

Late Fund Donation

Gas Bill Payment $

Total Payment $

WALTER REED ARMY MED CTR
C/O ATTN HSHL-E BLDG OFF
6825 16TH ST NW
WASH DC 20012

AMOUNT DUE NOW:	$ 204,004.48
AMOUNT DUE AFTER DATE BELOW	$ 206,044.52
OVERDUE AFTER	JAN 5, 94

PLEASE DETACH THIS STUB AND RETURN WITH PAYMENT • MAKE CHECK PAYABLE TO WASHINGTON GAS

ACCOUNT NUMBER	BILLING PERIOD	DAYS USED	DATE MAILED	NEXT METER READING DATE
0054-978503	OCT 28, 93 - NOV 30, 93	32	DEC 10, 93	DEC 30, 93

CURRENT READING METHOD	CURRENT READING	- PREVIOUS READING	- UNMETERED GAS LIGHT	= USE OF GAS USED	X THERMS PER CCF	= TOTAL THERMS
READ BY COMPANY	5902000	5365000		537,000	1.021	548,277.0

CHARGES FOR GAS SERVICE AT: 6825 16TH ST NW #BLRM

BALANCE FROM PREVIOUS BILL	$ 3,883.37
CURRENT GAS USAGE - 548,277.0 THERMS @ $ .365	200,121.11

BUDGET PLAN INFORMATION

AS USED THIS PERIOD	TOTAL GAS USED TO DATE	INSTALLMENTS BILLED TO DATE		
$	$	$	AMOUNT DUE NOW	$ 204,004.48
			AMOUNT DUE AFTER JAN 5, 94	$ 206,044.52

Washington Gas
District of Columbia Division

FOR YOUR RECORDS

CHECK NO. _____ DATE _____

AMOUNT OF CHECK $ _____

TAX DEDUCTIBLE WARF CONTRIBUTION $ _____

PLEASE RETAIN THIS PORTION FOR YOUR RECORDS • TELEPHONE (703) 750-1000

PURCHASE REQUEST AND COMMITMENT

For use of this form, see AR 37-1; the proponent agency is OASA(FM)

1. PURCHASE INSTRUMENT NO	2. REQUISITION NO	3. DATE	PAGE / OF
		5 NOV 1993	1 / PAGES 1

4 TO:	5 THRU:	6 FROM:
PURCHASING AND CONTRACTING OFFICER		W74KMR-3308-0601

It is requested that the supplies and services enumerated below or on attached list be

7 PURCHASED FOR	8. DELIVERED TO	9 NOT LATER THAN (Date)
DIRECTOR, DPW	BUILDING 15	

The supplies and services listed below cannot be secured through normal supply channels or other Army supply sources in the immediate vicinity, and their procurement will not violate existing regulations pertaining to local purchases for stock, therefore, local procurement is necessary for the following reason: *(Check appropriate box and complete item.)*

10. NAME OF PERSON TO CALL FOR ADDITIONAL INFORMATION	11 TELEPHONE NUMBER

	12. LOCAL PURCHASES AUTHORIZED AS THE NORMAL MEANS OF SUPPLY FOR THE FOREGOING BY		13 REQUISITIONING DISCLOSES NONAVAILABILITY OF ITEMS AND LOCAL PURCHASE IS AUTHORIZED BY

EMERGENCY SITUATION PRECLUDES USE OF REQUISITION CHANNELS FOR SECURING ITEM

14. ITEM	15. DESCRIPTION OF SUPPLY OR SERVICES	16. QUANTITY	17. UNIT	18 ESTIMATED UNIT PRICE a	18 ESTIMATED TOTAL COST b
	REQUEST NATURAL GAS SERVICE TO BLG 15 FOR PERIOD 1 NOV THRU 31 DEC 1993 GAS SERVICE TO BE ON AN INTERRUPTABLE BASIS 1,172,000 THERMS REQUIRED. RECOMMEND NEGOTIATED PRICE PER THERM NOT TO EXCEED. VENDOR: WASHINGTON GAS LIGHT CO. .365				ESTIMATE $427,780.00

FUND CERTIFICATION

The supplies and services listed on this request are properly chargeable to the following allotments, the available balances of which are sufficient to cover the cost thereof, and funds have been committed.

19. ACCOUNTING CLASSIFICATION AND AMOUNT

20. TYPED NAME AND TITLE OF CERTIFYING OFFICER	21 SIGNATURE	22. DATE
MARGARET CORSILLO Certifying Officer, DEH		

23 DISCOUNT TERMS

24. PURCHASE ORDER NUMBER

26. DELIVERY REQUIREMENTS

ARE MORE THAN 7 DAYS REQUIRED TO INSPECT AND ACCEPT THE REQUESTED GOODS OR SERVICES YES ☐ NO ☐

IF YES, NUMBER OF DAYS REQUIRED

25 THE FOREGOING ITEMS ARE REQUIRED NOT LATER THAN AS INDICATED ABOVE FOR THE FOLLOWING PURPOSE

27 TYPED NAME AND GRADE OF INITIATING OFFICER	28 SIGNATURE	29 DATE
REGINA LARRABEE-GS-12 30 TELEPHONE NUMBER 6-2491 ENERGY ENGINEER, DPW	Regina M Larrabee	11-5-93
31 TYPED NAME AND GRADE OF SUPPLY OFFICER	32 SIGNATURE	33 DATE

34 TYPED NAME AND GRADE OF APPROVING OFFICER OR DESIGNEE	35 SIGNATURE	36 DATE
HENRY J. HENLEY, P.E. DIRECTOR DIRECTORATE, PUBLIC WORKS		11-7-93

DA FORM 3953, MAR 91

Washington Gas
District of Columbia Division

Telephone (703) 750-1000

Please Give Account Number

ACCOUNT NUMBER: 0054-978507

Fuel Fund Donation	$
Gas Bill Payment	$
Total Payment	$ 157,418.66

BILLS ARE DUE WHEN RENDERED

AMOUNT DUE NOW	$ 361,461.97
AMOUNT DUE AFTER DATE BELOW	$ 365,076.59
OVERDUE AFTER	FEB 4, 94

WALTER REED ARMY MED CTR
C/O ATTN HSHL-E BLDG OFF
6825 16TH ST NW
WASH DC 20012

PLEASE DETACH THIS STUB AND RETURN WITH PAYMENT • MAKE CHECK PAYABLE TO WASHINGTON GAS.

ACCOUNT NUMBER	BILLING PERIOD	DAYS USED	DATE MAILED	NEXT METER READING DATE
0054-978503	NOV 30, 93 - DEC 30, 93	30	JAN 13, 94	FEB 1, 94

CURRENT READING METHOD	CURRENT READING	- PREVIOUS READING	- UNMETERED GAS LIGHT	= CCF OF GAS USED	X THERMS PER CCF	= TOTAL THERMS
READ BY COMPANY	6324000	5902000		422,000	1.022	431,284.0

CHARGES FOR GAS SERVICE AT: 6825 16TH ST NW #BLRM

BALANCE FROM PREVIOUS BILL $ 204,043.31
CURRENT GAS USAGE - 431,284.0 THERMS @ $ .365 157,418.66

BUDGET PLAN INFORMATION				
GAS USED THIS PERIOD	TOTAL GAS USED TO DATE	INSTALLMENTS BILLED TO DATE	AMOUNT DUE NOW	$ 361,461.97
$	$	$	AMOUNT DUE AFTER FEB 4, 94	$ 365,076.59

Washington Gas
District of Columbia Division

FOR YOUR RECORDS

CHECK NO. _____ DATE _____

AMOUNT OF CHECK $ _____

TAX DEDUCTIBLE WAFF CONTRIBUTION $ _____

PLEASE RETAIN THIS PORTION FOR YOUR RECORDS • TELEPHONE (703) 750-1000

Washington Gas
District of Columbia Division

Washington Area Fuel
Update Amount

Location	$
Payment	
Amount	$ 57,041.40

ACCOUNT NUMBER 0054.978507 *02

WALTER REED ARMY MED CTR
C/O ATT HSHL-E BLDG OFF
6825 16TH ST NW #BLRM
WASH DC 20012

AMOUNT DUE NOW	$ 420,563.41
AMOUNT DUE AFTER DATE BELOW	$ 425,799.56
OVERDUE AFTER	MAR 3, 94 &

0054978507000000000000000

PLEASE DETACH THIS STUB AND RETURN WITH PAYMENT • MAKE CHECK PAYABLE TO WASHINGTON GAS.

ACCOUNT NUMBER	BILLING PERIOD	DAYS USED	DATE MAILED	NEXT METER READING DATE
0054.978507	DEC 30, 93 FEB 1, 94	33	FEB 10, 94	MAR 7, 94

CURRENT READING METHOD	CURRENT READING	PREVIOUS READING	UNMETERED GAS LIGHT	CCF OF GAS USED	THERMS PER CCF	TOTAL THERMS
READ BY COMPANY	6480000	6324000		156,000	1.030	160,680.0

CHARGES FOR GAS SERVICE AT 6825 16TH ST NW #BLRM

BALANCE FROM PREVIOUS BILL	$361,461.97
LATE PAYMENT CHARGE ASSESSED	2,060.04
CURRENT GAS USAGE - 160,680.0 THERMS @ $ .3550	57,041.40

IF YOU HAVE ANY QUESTIONS, PLEASE CALL US AT (703)750-1000
WE ARE EASIEST TO REACH TUESDAY THROUGH THURSDAY AFTER 10 AM.

BUDGET PLAN INFORMATION

GAS USED THIS PERIOD	TOTAL GAS USED TO DATE	INSTALLMENTS BILLED TO DATE		
$	$	$	AMOUNT DUE NOW	$ 420,563.41
			AMOUNT DUE AFTER MAR 3, 94	$ 425,799.56

Washington Gas
District of Columbia Division

FOR YOUR RECORDS

CHECK NO _____ DATE _____

AMOUNT OF CHECK $ _____

TAX REDUCTIBLE IN PRIOR TRIBUTION $ _____

ACCOUNT NUMBER 0054.978507 *02

PLEASE RETAIN THIS PORTION FOR YOUR RECORDS • TELEPHONE (703) 750-1000

PURCHASE REQUEST AND COMMITMENT

For use of this form, see AR 37-108; the proponent agency is USAFAC.

PURCHASE INSTRUMENT NO.	REQUISITION NO.	DATE	PAGE	OF PAGES
		4 Jan. 1994		

TO: Purchasing and Contracting Officer

THRU:

FROM: W74KMR 4004-0602

It is requested that the supplies and services enumerated below or on attached list be:

PURCHASED FOR	DELIVERED TO	NOT LATER THAN (Date)
Director, DPW	Bldg. 15	

The supplies and services listed below cannot be secured through normal supply channels or other Army supply sources in the immediate vicinity, and their procurement will not violate existing regulations pertaining to local purchases for stock, therefore, local procurement is necessary for the following reason: *(Check appropriate box and complete item.)*

	LOCAL PURCHASES AUTHORIZED AS THE NORMAL MEANS OF SUPPLY FOR THE FOREGOING BY		REQUISITIONING DISCLOSES NONAVAILABILITY OF ITEMS AND LOCAL PURCHASE IS AUTHORIZED BY
	EMERGENCY SITUATION PRECLUDES USE OF REQUISITION CHANNELS FOR SECURING ITEM		

ITEM	DESCRIPTION OF SUPPLY OR SERVICES	QUANTITY	UNIT	ESTIMATED Unit Price	ESTIMATED Total Cost
	REQUEST NATURAL GAS SERVICE TO BLDG. 15 FOR PERIOD 1 JAN. 94 THRU 28 FEB. 1994. GAS SERVICE TO BE ON AN INTERRUPTABLE BASIS 1,275,000 THERMS REQUIRED. RECOMMEND NEGOTIATED PRICE PER THERM NOT TO EXCEED.				
	VENDOR; WASHINGTON GAS LIGHT CO.	.355			ESTIMATE $452,625

NAME AND TELEPHONE NO. OF PERSON TO CALL FOR ADDITIONAL INFORMATION

Fund Certification

The supplies and services listed on this request are properly chargeable to the following allotments, the available balances of which are sufficient to cover the cost thereof, and funds have been committed.

ACCOUNTING CLASSIFICATION	AMOUNT

DATE	TYPED NAME AND TITLE OF CERTIFYING OFFICER	SIGNATURE
4 Jan 94	Margaret Corsillo Certifying Officer, DPW	Margaret Corsillo

DISCOUNT	
PURCHASE ORDER NUMBER	
DELIVERY SCHEDULE	

THE FOREGOING ITEMS ARE REQUIRED NOT LATER THAN AS INDICATED ABOVE FOR THE FOLLOWING PURPOSE

DATE	TYPED NAME AND GRADE OF INITIATING OFFICER	SIGNATURE
4 Jan 94	Regina Larrabee GS 12 TELEPHONE NO. 6-2401	Margaret Corsillo
DATE	TYPED NAME AND GRADE OF SUPPLY OFFICER	SIGNATURE

Approved by commanding officer or his designee

DATE	TYPED NAME AND GRADE OF COMMANDING OFFICER OR DESIGNEE	SIGNATURE
	HENRY J. HENLEY, P.E. DIRECTOR, DPW	Jan A. McGinn

DA FORM 1 AUG 76 3953

PREVIOUS EDITIONS OF THIS FORM WILL BE USED UNTIL EXHAUSTED.

Washington Gas
District of Columbia Division

Telephone (703) 750-1000

Please Give Account Number

ACCOUNT NUMBER 0054.978507

6825 16TH ST NW #BLRM
WASH DC 20012
WALTER REED ARMY MED CTR
C/O ATT HSHL- E BLDG OFF

If you wish to contribute to the Washington Area Fuel Fund, check the box and indicate amount. If you [illegible] check box

	Fuel Fund Donation	$
	Gas Bill Payment	$
	Total Payment	$

BILLS ARE DUE WHEN RENDERED

AMOUNT DUE NOW	$87309.01
AMOUNT DUE AFTER DATE BELOW	$
OVERDUE AFTER	APR 4, 1994

PLEASE DETACH THIS STUB AND RETURN WITH PAYMENT • MAKE CHECK PAYABLE TO WASHINGTON GAS.

ACCOUNT NUMBER	BILLING PERIOD	DAYS USED	DATE MAILED	NEXT METER READING DATE
0054.978507	FEB 1,94 MAR 3,94	30		

CURRENT READING METHOD	CURRENT READING	− PREVIOUS READING	− UNMETERED GAS LIGHT	= CCF OF GAS USED	X THERMS PER CCF	= TOTAL THERMS
READ BY CO	6713000	6480000		233,000	1.019	237,427.0

CHARGES FOR GAS SERVICE AT: 6825 16TH ST NW #BLRM

CURRENT GAS USAGE-237,427.0 THERMS AT $.3550	$84,286.59
CASH-OPY	1,574.19

BUDGET PLAN INFORMATION				
GAS USED THIS PERIOD	TOTAL GAS USED TO DATE	INSTALLMENTS BILLED TO DATE	AMOUNT DUE NOW	$ 87309.01
$	$	$	AMOUNT DUE AFTER	$

Washington Gas
District of Columbia Division

FOR YOUR RECORDS

CHECK NO _____ DATE: _____

AMOUNT OF CHECK $ _____

TAX DEDUCTIBLE WAFF CONTRIBUTION $ _____

PLEASE RETAIN THIS PORTION FOR YOUR RECORDS • TELEPHONE (703) 750-1000

Washington Gas
District of Columbia Division

Telephone (703) 750-1000

Please Give Account Number

ACCOUNT NUMBER 0054.978507 *02

WALTER REED ARMY MED CTR
C/O ATT HSHL-E BLDG OFF
6825 16TH ST NW #BLRM
WASH DC 20012

Wish to contribute to the Washington Area Fuel Fund check the box and indicate amount

Fuel Fund Donation	$
Gas Bill Payment	$
Total Payment	$

PLEASE DETACH AND RETURN

AMOUNT DUE NOW	$ 504,034.78
AMOUNT DUE AFTER DATE BELOW	$ 508,126.72
OVERDUE AFTER	APR 4, 94 &

0054978507000000000000000

PLEASE DETACH THIS PORTION FOR PAYMENT • MAKE CHECK PAYABLE TO WASHINGTON GAS.

ACCOUNT NUMBER	BILLING PERIOD		DAYS USED	DATE MAILED	NEXT METER READING DATE
0054.978507	FEB 1, 94	MAR 3, 94	30	MAR 14, 94	APR 5, 94

CURRENT READING METHOD	CURRENT READING	PREVIOUS READING	UNMETERED GAS LIGHT	CCF OF GAS USED	THERMS PER CCF	TOTAL THERMS
READ BY COMPANY	6713000	6480000		233,000	1.019	237,427.0

CHARGES FOR GAS SERVICE AT: 6825 16TH ST NW #BLRM

BALANCE FROM PREVIOUS BILL	$418,464.54
LATE PAYMENT CHARGE ASSESSED	2,144.60
CURRENT GAS USAGE - 237,427.0 THERMS @ $ .3550	84,286.59
OVERPAYMENT FEB 17, 94	860.95CR

IF YOU HAVE ANY QUESTIONS, PLEASE CALL US AT (703)750-1000
WE ARE EASIEST TO REACH TUESDAY THROUGH THURSDAY AFTER 10 AM.

BUDGET PLAN INFORMATION

GAS USED THIS PERIOD	TOTAL GAS USED TO DATE	INSTALLMENTS BILLED TO DATE
$	$	$

AMOUNT DUE NOW	$ 504,034.78
AMOUNT DUE AFTER APR 4, 94	$ 508,126.72

Washington Gas
District of Columbia Division

FOR YOUR RECORDS

CHECK NO. _____ DATE: _____

AMOUNT OF CHECK $ _____

TAX DEDUCTIBLE WAFF CONTRIBUTION $ _____

ACCOUNT NUMBER 0054.978507 *02

PLEASE RETAIN THIS PORTION FOR YOUR RECORDS • TELEPHONE (703) 750-1000

Washington Gas
District of Columbia Division

Telephone (703) 750-1000

Please Give Account Number

ACCOUNT NUMBER: 0054-978507

If you wish to contribute to the Washington Area Fuel Fund, check the box and indicate amount. If you have previously pledged an amount, do not check box.

	Fuel Fund Donation	$
	Gas Bill Payment	$
	Total Payment	$

BILLS ARE DUE WHEN RENDERED.

AMOUNT DUE NOW	$ 216,153.00
AMOUNT DUE AFTER DATE BELOW	$ 218,314.53
OVERDUE AFTER	MAY 5, 94

WALTER REED ARMY MED CTR
C/O ATT HSHL-E BLDG OFF
6825 16TH ST NW
WASH DC 20012

PLEASE DETACH THIS STUB AND RETURN WITH PAYMENT • MAKE CHECK PAYABLE TO WASHINGTON GAS.

ACCOUNT NUMBER	BILLING PERIOD	DAYS USED	DATE MAILED	NEXT METER READING DATE
0054-978507	MAR 3, 94 - APR 1, 94	29	APR 14, 94	MAY 2, 94

CURRENT READING METHOD	CURRENT READING	- PREVIOUS READING	- UNMETERED GAS LIGHT	= CCF OF GAS USED	X THERMS PER CCF	= TOTAL THERMS
READ BY COMPANY	7277000	6713000		564,000	1.022	576,408.0

CHARGES FOR GAS SERVICE AT: 6825 16TH ST NW #BLRM

CURRENT GAS USAGE - 576,408.0 THERMS @ $ .375 $216,153.00

BUDGET PLAN INFORMATION				
GAS USED THIS PERIOD	TOTAL GAS USED TO DATE	INSTALLMENTS BILLED TO DATE	AMOUNT DUE NOW	$ 216,153.00
$	$	$	AMOUNT DUE AFTER MAY 5, 94	$ 218,314.53

Washington Gas
District of Columbia Division

FOR YOUR RECORDS

CHECK NO. _____ DATE: _____

AMOUNT OF CHECK $ _____

TAX DEDUCTIBLE WAFF CONTRIBUTION $ _____

PLEASE RETAIN THIS PORTION FOR YOUR RECORDS • TELEPHONE (703) 750-1000

PURCHASE REQUEST AND COMMITMENT

For use of this form, see AR 37-1; the proponent agency is OASA(FM)

1 PURCHASE INSTRUMENT NO	2 REQUISITION NO	3 DATE	PAGE OF
		10 MAR. 1994	PAGES

4 TO:	5 THRU:	6 FROM:
Purchasing and Contracting Officer		W74KMR 4069-0603

It is requested that the supplies and services enumerated below or on attached list be

7 PURCHASED FOR	8 DELIVERED TO	9 NOT LATER THAN (Date)
Director, DPW	Bldg. 15	

The supplies and services listed below cannot be secured through normal supply channels or other Army supply sources in the immediate vicinity, and their procurement will not violate existing regulations pertaining to local purchases for stock; therefore, local procurement is necessary for the following reason *(Check appropriate box and complete item.)*

10 NAME OF PERSON TO CALL FOR ADDITIONAL INFORMATION	11 TELEPHONE NUMBER

	12 LOCAL PURCHASES AUTHORIZED AS THE NORMAL MEANS OF SUPPLY FOR THE FOREGOING BY		13 REQUISITIONING DISCLOSES NONAVAILABILITY OF ITEMS AND LOCAL PURCHASE IS AUTHORIZED BY

EMERGENCY SITUATION PRECLUDES USE OF REQUISITION CHANNELS FOR SECURING ITEM

14 ITEM	15 DESCRIPTION OF SUPPLY OR SERVICES	16 QUANTITY	17 UNIT	18 ESTIMATED UNIT PRICE a	18 ESTIMATED TOTAL COST b
	REQUEST NATURAL GAS SERVICE TO BLDG. 15 FOR PERIOD 1 MAR. 1994 THRU 30 APR. 1994 GAS SERVICE TO BE ON AN INTERRUPTABLE BASIS 929,000 THERMS REQUIRED. RECOMMEND NEGOTIATED PRICE PER THERM NOT TO EXCEED. VENDOR: WASHINGTON GAS LIGHT CO. .375¢			ESTIMATE	$348,375.00

FUND CERTIFICATION

The supplies and services listed on this request are properly chargeable to the following allotments, the available balances of which are sufficient to cover the cost thereof, and funds have been committed

19 ACCOUNTING CLASSIFICATION AND AMOUNT

20 TYPED NAME AND TITLE OF CERTIFYING OFFICER	21 SIGNATURE	22 DATE
MARGARET CORSILLO **Certifying Officer, DPW**	Margaret Corsillo	10 Mar 94

23 DISCOUNT TERMS

24 PURCHASE ORDER NUMBER

26 DELIVERY REQUIREMENTS

ARE MORE THAN 7 DAYS REQUIRED TO INSPECT AND ACCEPT THE REQUESTED GOODS OR SERVICES YES ☐ NO ☐

IF YES, NUMBER OF DAYS REQUIRED

25 THE FOREGOING ITEMS ARE REQUIRED NOT LATER THAN AS INDICATED ABOVE FOR THE FOLLOWING PURPOSE

27 TYPED NAME AND GRADE OF INITIATING OFFICER	28 SIGNATURE	29 DATE
REGINA LARRABEE GS 12 30 TELEPHONE NUMBER ENERGY ENGINEER, DPW 6-7291	Regina M Larrabee	3-10-94
31 TYPED NAME AND GRADE OF SUPPLY OFFICER	32 SIGNATURE	33 DATE

34 TYPED NAME AND GRADE OF APPROVING OFFICER OR DESIGNEE	35 SIGNATURE	36 DATE
HENRY J. HENLEY, P.E. DIRECTOR DIRECTORATE, PUBLIC WORKS		3/10/94

DA FORM 3953, MAR 91

Washington Gas
District of Columbia Division

Telephone (703) 750-1000

Please Give Account Number

ACCOUNT NUMBER: 0054-978507

If you wish to contribute to the Washington Area Fuel Fund, check the box and indicate amount

	Fuel Fund Donation	$
	Gas Bill Payment	$
	Total Payment	$ 158,437.13

BILLS ARE DUE WHEN RENDERED.

AMOUNT DUE NOW	$ 374,590.13
AMOUNT DUE AFTER DATE BELOW	$ 378,336.03
OVERDUE AFTER	JUNE 6, 94

WALTER REED ARMY MED CTR
C/O ATT HSHL-E BLDG OFF
6825 16TH ST NW
WASH DC 20012

PLEASE DETACH THIS STUB AND RETURN WITH PAYMENT • MAKE CHECK PAYABLE TO WASHINGTON GAS.

ACCOUNT NUMBER	BILLING PERIOD	DAYS USED	DATE MAILED	NEXT METER READING DATE
0054-978507	APR 1, 92 - MAY 2, 94	31	MAY 13, 94	JUNE 1, 94

CURRENT READING METHOD	CURRENT READING	- PREVIOUS READING	+ UNMETERED GAS LIGHT	= CCF OF GAS USED	X THERMS PER CCF	= TOTAL THERMS
READ BY COMPANY	7690000	7277000		413,000	1.023	422,499.0

CHARGES FOR GAS SERVICE AT: 6825 16TH ST NW #BLRM

BALANCE FROM PREVIOUS BILL	$216,153.00
CURRENT GAS USAGE - 422,499.0 THERMS @ $ .375	158,437.13

RECEIVED 18 MAY 94

BUDGET PLAN INFORMATION				
GAS USED THIS PERIOD	TOTAL GAS USED TO DATE	INSTALLMENTS BILLED TO DATE	AMOUNT DUE NOW	$ 374,590.13
$	$	$	AMOUNT DUE AFTER JUNE 6, 94	$ 378,336.03

Washington Gas
District of Columbia Division

FOR YOUR RECORDS

CHECK NO. _____ DATE: _____

AMOUNT OF CHECK $ _____

TAX DEDUCTIBLE WAFF CONTRIBUTION $ _____

PLEASE RETAIN THIS PORTION FOR YOUR RECORDS • TELEPHONE (703) 750-1000

Washington Gas
District of Columbia Division

Telephone (703) 750-1000

Please Give Account Number

ACCOUNT NUMBER 0054-978507

WALTER REED ARMY MED CTR
C/O ATT HSHL-E BLDG OFF
6825 16TH ST NW
WASH DC 20012

If you wish to contribute to the Washington Area Fuel Fund, check the box and indicate amount. If you have previously pledged an amount, do not check box.

	Fuel Fund Donation	$
	Gas Bill Payment	$
	Total Payment	$

BILLS ARE DUE WHEN RENDERED.

AMOUNT DUE NOW	$ 122,746.27
AMOUNT DUE AFTER DATE BELOW	$ 123,973.73
OVERDUE AFTER	JULY 6, 94

PLEASE DETACH THIS STUB AND RETURN WITH PAYMENT • MAKE CHECK PAYABLE TO WASHINGTON GAS.

ACCOUNT NUMBER	BILLING PERIOD	DAYS USED	DATE MAILED	NEXT METER READING DATE
0054-978507	MAY 2, 94 - JUNE 1, 94	30	JUNE 13, 94	JUNE 30, 94

CURRENT READING METHOD	CURRENT READING	- PREVIOUS READING	+ UNMETERED GAS LIGHT	= CCF USED	X BTU'S PER CCF	= TOTAL THERMS
READ BY COMPANY	8017000	7690000		327,000	1.025	335,175.0

CHARGES FOR GAS SERVICE AT: 6825 16TH ST NW #BLRM

CURRENT GAS USAGE - 335,175.0 THERMS @ $ .365	$122,338.88
INCREASE IN DC GROSS RECEIPTS TAX - .333%	407.39

BUDGET PLAN INFORMATION				
GAS USED THIS PERIOD	TOTAL GAS USED TO DATE	INSTALLMENTS BILLED TO DATE	AMOUNT DUE NOW	$ 122,746.27
$	$	$	AMOUNT DUE AFTER JULY 6, 94	$ 123,973.73

Washington Gas
District of Columbia Division

FOR YOUR RECORDS

CHECK NO. _____ DATE: _____

AMOUNT OF CHECK $ _____

TAX DEDUCTIBLE WAFF CONTRIBUTION $ _____

PURCHASE REQUEST AND COMMITMENT

For use of this form, see AR 37-108; the proponent agency is USAFAC.

PURCHASE INSTRUMENT NO.	REQUISITION NO.	DATE	PAGE
		12 May 1994	1 OF 1 PAGES

TO: Purchasing and Contracting Officer

THRU: Program and Budget Branch
ERMD

FROM: ENG SERV W74KMR 4132 0600

It is requested that the supplies and services enumerated below or on attached list be:

PURCHASED FOR	DELIVERED TO	NOT LATER THAN (Date)
Director, DPW	Bldgs 15	

The supplies and services listed below cannot be secured through normal supply channels or other Army supply sources in the immediate vicinity, and their procurement will not violate existing regulations pertaining to local purchases for stock, therefore, local procurement is necessary for the following reason: *(Check appropriate box and complete item.)*

	LOCAL PURCHASE AUTHORIZED AS THE NORMAL MEANS OF SUPPLY FOR THE FOREGOING BY		REQUISITIONING DISCLOSES NONAVAILABILITY OF ITEMS AND LOCAL PURCHASE IS AUTHORIZED BY

EMERGENCY SITUATION PRECLUDES USE OF REQUISITION CHANNELS FOR SECURING ITEM

ITEM	DESCRIPTION OF SUPPLY OR SERVICES	QUANTITY	UNIT	ESTIMATED Unit Price	ESTIMATED Total Cost
	Request natural gas service to Building 15 for the period of 1 May to 31 July 1994. Gas service to be on an interruptible basis. 572,000 therms required. Recommend negotiated price not to exceed				Estimate
				$0.365/therm	$208,780.00
	Vendor: Washington Gas				

NAME AND TELEPHONE NO. OF PERSON TO CALL FOR ADDITIONAL INFORMATION
Regina M. Larrabee
202-576-0315

Fund Certification

The supplies and services listed on this request are properly chargeable to the following allotments, the available balances of which are sufficient to cover the cost thereof, and funds have been committed.

ACCOUNTING CLASSIFICATION	AMOUNT

DATE	TYPED NAME AND TITLE OF CERTIFYING OFFICER	SIGNATURE
12 May 94	Margaret Corsillo Certifying Officer, DPW	Margaret Corsillo

DISCOUNT	
PURCHASE ORDER NUMBER	
DELIVERY SCHEDULE	

THE FOREGOING ITEMS ARE REQUIRED NOT LATER THAN AS INDICATED ABOVE FOR THE FOLLOWING PURPOSE

Approved by commanding officer or his designee

DATE	TYPED NAME AND GRADE OF INITIATING OFFICER	SIGNATURE	DATE	TYPED NAME AND GRADE OF COMMANDING OFFICER OR DESIGNEE	SIGNATURE
12 May 94	Regina M. Larrabee, GS-12	Regina M Larrabee	5/12	Henry J. Henley, P.E. Director Directorate, Public Works	Henry J. Henley
DATE	TYPED NAME AND GRADE OF SUPPLY OFFICER	SIGNATURE			

DA FORM 1 AUG 76 3953

PREVIOUS EDITIONS OF THIS FORM WILL BE USED UNTIL EXHAUSTED.

Washington Gas
District of Columbia Division

Telephone (703) 750-1000

Please Give Account Number

ACCOUNT NUMBER: 0054.978507 *02

WALTER REED ARMY MED CTR
C/O ATT HSHL-E BLDG OFF
6825 16TH ST NW #BLRM
WASH DC 20012

If you wish to contribute to the Washington Area Fuel Fund, check the box and indicate amount. If you have previously pledged an amount, do not check box.

☐	Fuel Fund Donation	$
	Gas Bill Payment	$
	Total Payment	$ 786744.30

BILLS ARE DUE WHEN RENDERED.

AMOUNT DUE NOW	$ 201,420.57
AMOUNT DUE AFTER DATE BELOW	$ 203,434.77
OVERDUE AFTER	AUG 2, 94 &

00549785070000000000000000

PLEASE DETACH THIS STUB AND RETURN WITH PAYMENT • MAKE CHECK PAYABLE TO WASHINGTON GAS.

ACCOUNT NUMBER	BILLING PERIOD	DAYS USED	DATE MAILED	NEXT METER READING DATE
0054.978507	JUN 1, 94 JUN 30, 94	29	JUL 12, 94	AUG 2, 94

CURRENT READING METHOD	CURRENT READING	− PREVIOUS READING	+ UNMETERED GAS LIGHT	= CCF OF GAS USED	X THERMS PER CCF	= TOTAL THERMS
READ BY COMPANY	8227000	8017000		210,000	1.023	214,830.0

CHARGES FOR GAS SERVICE AT: 6825 16TH ST NW #BLRM

BALANCE FROM PREVIOUS BILL	$122,746.27
CURRENT GAS USAGE - 214,830.0 THERMS @ $ .3650	78,412.95
INCREASE IN DC GROSS RECEIPTS TAX	261.35

IF YOU HAVE ANY QUESTIONS, PLEASE CALL US AT (703)750-1000
WE ARE EASIEST TO REACH TUESDAY THROUGH THURSDAY AFTER 10 AM.

BUDGET PLAN INFORMATION				
GAS USED THIS PERIOD	TOTAL GAS USED TO DATE	INSTALLMENTS BILLED TO DATE	AMOUNT DUE NOW	$ 201,420.57
$	$	$	AMOUNT DUE AFTER AUG 2, 94	$ 203,434.77

Washington Gas
District of Columbia Division

FOR YOUR RECORDS

CHECK NO. _____ DATE: _____

AMOUNT OF CHECK $ _____

TAX DEDUCTIBLE WAFF CONTRIBUTION $ _____

ACCOUNT NUMBER 0054.978507 *02

PLEASE RETAIN THIS PORTION FOR YOUR RECORDS • TELEPHONE (703) 750-1000

Washington Gas
District of Columbia Division

Telephone (703) 750-1000

Please Give Account Number

ACCOUNT NUMBER: 0054.978507 *02

WALTER REED ARMY MED CTR
C/O ATT HSHL-E BLDG OFF
6825 16TH ST NW #BLRM
WASH DC 20012

If you wish to contribute to the Washington Area Fuel Fund, check the box and indicate amount. If you have previously pledged an amount, do not check box.

	Fuel Fund Donation	$
	Gas Bill Payment	$
	Total Payment	$

BILLS ARE DUE WHEN RENDERED.

AMOUNT DUE NOW	$ 6,723.74
AMOUNT DUE AFTER DATE BELOW	$ 6,790.98
OVERDUE AFTER	AUG 30, 94 &

00549785070679098067237 48

PLEASE DETACH THIS STUB AND RETURN WITH PAYMENT • MAKE CHECK PAYABLE TO WASHINGTON GAS.

ACCOUNT NUMBER	BILLING PERIOD	DAYS USED	DATE MAILED	NEXT METER READING DATE
0054.978507	JUN 30, 94 JUL 30, 94	30	AUG 9, 94	AUG 31, 94

CURRENT READING METHOD	CURRENT READING	− PREVIOUS READING	+ UNMETERED GAS LIGHT	= CCF OF GAS USED	× THERMS PER CCF	= TOTAL THERMS
READ BY COMPANY	8245000	8227000		18,000	1.020	18,360.0

CHARGES FOR GAS SERVICE AT: 6825 16TH ST NW #BLRM

CURRENT GAS USAGE - 18,360.0 THERMS @ $ .3650	$6,701.40
INCREASE IN DC GROSS RECEIPTS TAX	22.34

A PAYMENT OF $78,674.30 WAS RECEIVED ON 07/25/94.
A PAYMENT OF $122,746.27 WAS RECEIVED ON 08/04/94.

IF YOU HAVE ANY QUESTIONS, PLEASE CALL US AT (703)750-1000
WE ARE EASIEST TO REACH TUESDAY THROUGH THURSDAY AFTER 10 AM.

BUDGET PLAN INFORMATION				
GAS USED THIS PERIOD	TOTAL GAS USED TO DATE	INSTALLMENTS BILLED TO DATE	AMOUNT DUE NOW	$ 6,723.74
$	$	$	AMOUNT DUE AFTER AUG 30, 94	$ 6,790.98

Washington Gas
District of Columbia Division

FOR YOUR RECORDS

CHECK NO. _____ DATE: _____

AMOUNT OF CHECK $ _____

TAX DEDUCTIBLE STAFF CONTRIBUTION $ _____

ACCOUNT NUMBER 0054.978507 *02

PLEASE RETAIN THIS PORTION FOR YOUR RECORDS • TELEPHONE (703) 750-1000

Washington Gas
District of Columbia Division

Telephone [illegible]

Please Give Account Number

ACCOUNT NUMBER 0054-978507

WALTER REED ARMY MED CTR
C/O ATT HSHL-E BLDG OFF
6825 16TH ST NW
WASH DC 20012

If check, write the date amount

Fuel Fund Donation	$
Gas Bill Payment	$
Total Payment	$

AMOUNT DUE NOW	$ 177,357.32
AMOUNT DUE AFTER DATE BELOW	$ 179,130.89
OVERDUE AFTER	OCT 3, 94

PLEASE DETACH THIS STUB AND RETURN WITH PAYMENT • MAKE CHECK PAYABLE TO WASHINGTON GAS

ACCOUNT NUMBER	BILLING PERIOD	DAYS USED	DATE MAILED	NEXT METER READING DATE
0054-978507	JULY 30, 94 - AUG 29, 94	30	SEPT 13, 94	SEPT 28, 94

CURRENT READING METHOD	CURRENT READING	-	PREVIOUS READING	+	UNMETERED GAS LIGHT	=	CCF OF GAS USED	X	THERMS PER CCF	=	TOTAL THERMS
READ BY COMPANY	8683000		8245000				438,000		1.021		447,198.0

CHARGES FOR GAS SERVICE AT 6825 16TH ST NW #BLRM

BALANCE FROM PREVIOUS BILL	$ 6,723.74
LATE PAYMENT CHARGE	67.24
CURRENT GAS USAGE - 447,198.0 THERMS @ $ .38	169,935.24
SYSTEM CHARGE	65.00
INCREASE IN DC GROSS RECEIPTS TAX - .333%	566.10

BUDGET PLAN INFORMATION

GAS USED THIS PERIOD	TOTAL GAS USED TO DATE	INSTALLMENTS BILLED TO DATE
$	$	$

AMOUNT DUE NOW		$ 177,357.32
AMOUNT DUE AFTER	OCT 3, 94	$ 179,130.89

Washington Gas
District of Columbia Division

FOR YOUR RECORDS

CHECK NO. _____ DATE: _____

AMOUNT OF CHECK $ _____

TAX DEDUCTIBLE WAFF CONTRIBUTION $ _____

PLEASE RETAIN THIS PORTION FOR YOUR RECORDS • TELEPHONE (703) 750-1000

PURCHASE REQUEST AND COMMITMENT

For use of this form, see AR 37-108; the proponent agency is USAFAC.

PURCHASE INSTRUMENT NO.	REQUISITION NO.	DATE	PAGE
		3 Aug 1994	1 PA.

TO: Purchasing and Contracting Officer

THRU: Program and Budget Branch
ERMD

FROM: ENG SERV W74KMR 4215 0600

It is requested that the supplies and services enumerated below or on attached list be:

PURCHASED FOR	DELIVERED TO	NOT LATER THAN *(Date)*
Director, DPW	Bldg 15	

The supplies and services listed below cannot be secured through normal supply channels or other Army supply sources in the immediate vicinity, and their procurement will not violate existing regulations pertaining to local purchases for stock, therefore, local procurement is necessary for the following reason: *(Check appropriate box and complete item.)*

	LOCAL PURCHASE AUTHORIZED AS THE NORMAL MEANS OF SUPPLY FOR THE FOREGOING BY		REQUISITIONING DISCLOSES NONAVAILABILITY OF ITEMS AND LOCAL PURCHASE IS AUTHORIZED BY
	EMERGENCY SITUATION PRECLUDES USE OF REQUISITION CHANNELS FOR SECURING ITEM		

ITEM	DESCRIPTION OF SUPPLY OR SERVICES	QUANTITY	UNIT	ESTIMATED Unit Price	ESTIMATED Total Cost
	Request natural gas service to Building 15 for the period of 1 August to 31 October 1994. Gas service to be on an interruptible basis. 731,000 therms required. Recommend negotiated price not to exceed			Estimate	
				$0.38/therm	$277,780.00
	Vendor: Washington Gas				

NAME AND TELEPHONE NO. OF PERSON TO CALL FOR ADDITIONAL INFORMATION
Regina M. Larrabee
202-576-0315

Fund Certification

The supplies and services listed on this request are properly chargeable to the following allotments, the available balances of which are sufficient to cover the cost thereof, and funds have been committed.

ACCOUNTING CLASSIFICATION	AMOUNT
Funds will be cited on individual MODs.	

DATE	TYPED NAME AND TITLE OF CERTIFYING OFFICER	SIGNATURE
4 Aug 94	Sheila A. O'Sullivan Certifying Officer, DPW	Sheila A. O'Sullivan

DISCOUNT	
PURCHASE ORDER NUMBER	
DELIVERY SCHEDULE	

THE FOREGOING ITEMS ARE REQUIRED NOT LATER THAN AS INDICATED ABOVE FOR THE FOLLOWING PURPOSE

DATE	TYPED NAME AND GRADE OF INITIATING OFFICER	SIGNATURE
8/3/94	Regina M. Larrabee, GS-12	Regina M. Larrabee
DATE	TYPED NAME AND GRADE OF SUPPLY OFFICER	SIGNATURE

Approved by commanding officer or his designee

DATE	TYPED NAME AND GRADE OF COMMANDING OFFICER OR DESIGNEE	SIGNATURE
8/5	Henry J. Henley, P.E. Director Directorate, Public Works	Henry J. Henley

DA FORM 1 AUG 76 3953

PREVIOUS EDITIONS OF THIS FORM WILL BE USED UNTIL EXHAUSTED.

Washington Gas
District of Columbia Division

Telephone: (703) 750-1000

Please Give Account Number

ACCOUNT NUMBER: 0054-978507

Fuel Fund Donation	$	
Gas Bill Payment	$	
Total Payment	$	102,054.47

AMOUNT DUE NOW	$	272,689.06
AMOUNT DUE AFTER DATE BELOW	$	275,415.95
OVERDUE AFTER		NOV 1, 94

WALTER REED ARMY MED CTR
C/O ATT HSHL-E BLDG OFF
6825 16TH ST NW
WASH DC 20012

PLEASE DETACH THIS STUB AND RETURN WITH PAYMENT • MAKE CHECK PAYABLE TO WASHINGTON GAS

ACCOUNT NUMBER	BILLING PERIOD	DAYS USED	DATE MAILED	NEXT METER READING DATE
0054-978507	AUG 29, 94 - SEPT 28, 94	29	OCT 11, 94	OCT 27, 94

CURRENT READING METHOD	CURRENT READING	- PREVIOUS READING	+ UNMETERED GAS LIGHT	= CCF OF GAS USED	x THERMS PER CCF	= TOTAL THERMS
READ BY COMPANY	8945000	8683000		262,000	1.021	267,502.0

CHARGES FOR GAS SERVICE AT: 6825 16TH ST NW #BLRM

BALANCE FROM PREVIOUS BILL	$170,634.59
CURRENT GAS USAGE 267,502.0 THERMS @ $ .38	101,650.76
CUSTOMER CHARGE	65.00
INCREASE IN DC GROSS RECEIPTS TAX - .333%	338.71

BUDGET PLAN INFORMATION

GAS USED THIS PERIOD	TOTAL GAS USED TO DATE	INSTALLMENTS BILLED TO DATE
$	$	$

AMOUNT DUE NOW		$ 272,689.06
AMOUNT DUE AFTER	NOV 1, 94	$ 275,415.95

Washington Gas
District of Columbia Division

FOR YOUR RECORDS

CHECK NO _____ DATE: _____

AMOUNT OF CHECK $ _____

TAX DEDUCTIBLE WAFF CONTRIBUTION $ _____

PLEASE RETAIN THIS PORTION FOR YOUR RECORDS • TELEPHONE (703) 750-1000

Washington Gas
District of Columbia Division

P.O. Box 2432
Washington, D.C. 20081-0001
- Telephone: (703) 750-1000
- Please Give Account Number

13 NOV 1992

If you wish to contribute to the Washington Area Fuel Fund, check the box and indicate amount. If you have previously pledged an amount, do not check box.

	Fuel Fund Donation	$
	Gas Bill Payment	$
	Total Payment	$

BILLS ARE DUE WHEN RENDERED.

ACCOUNT NUMBER: 0054-978507

AMOUNT DUE NOW	AMOUNT DUE AFTER DATE BELOW
$ 125,871.13	$ 127,129.84
OVERDUE AFTER	DEC 3, 92

WALTER REED ARMY MED CTR
ATTN: HSHL-E/BUDGET OFFICE
6825 16TH ST NW
WASH DC 20012

PLEASE DETACH THIS STUB AND RETURN WITH PAYMENT • MAKE CHECK PAYABLE TO WASHINGTON GAS.

ACCOUNT NUMBER	BILLING PERIOD	DAYS USED	DATE MAILED	NEXT METER READING DATE
0054-978507	SEPT 29, 92 - OCT 28, 92	30	NOV 6, 92	DEC 1, 92

CURRENT READING METHOD	CURRENT READING	- PREVIOUS READING	- UNMETERED GAS LIGHT	= CCF OF GAS USED	X THERMS PER CCF	= TOTAL THERMS
READ BY COMPANY	0526000 5944000	0256000 5851000	METER CHANGE	363,000	1.021	370,623.0

CHARGES FOR GAS SERVICE AT: 6825 16TH ST NW #BLRM

CURRENT GAS USAGE - 370,623.0 THERMS @ $ .3287	$ 121,823.78
INCREASE IN DC GROSS RECEIPTS TAX - 3.3223%	4,047.35

BUDGET PLAN INFORMATION

GAS USED THIS PERIOD	TOTAL GAS USED TO DATE	INSTALLMENTS BILLED TO DATE		
$	$	$	AMOUNT DUE NOW	$ 125,871.13
			AMOUNT DUE AFTER DEC 3, 92	$ 127,129.84

Washington Gas
District of Columbia Division

FOR YOUR RECORDS

CHECK NO. _____ DATE: _____

AMOUNT OF CHECK $ _____

TAX DEDUCTIBLE WAFF CONTRIBUTION $ _____

PLEASE RETAIN THIS PORTION FOR YOUR RECORDS • TELEPHONE (703) 750-1000

Washington Gas
District of Columbia Division

have previously pledged an amount, do not check box.

RECEIVED 92

BILLS ARE DUE WHEN RENDERED.

0054-978507

AMOUNT DUE NOW	AMOUNT DUE AFTER
$ 199,488.27	$ 201,483.15
OVERDUE AFTER	JAN 6, 93

WALTER REED ARMY MED CTR
ATTN: HSHL-E/BLDG OFFICE
6825 16TH ST NW
WASH DC 20012

PLEASE DETACH THIS STUB AND RETURN WITH PAYMENT • MAKE CHECK PAYABLE TO WASHINGTON GAS.

ACCOUNT NUMBER	BILLING PERIOD		DAYS USED	DATE MAILED	NEXT METER READING DATE
0054-978503	OCT 28, 92	DEC 1, 92	33	DEC 11, 92	DEC 31, 92

CURRENT READING METHOD	CURRENT READING	-	PREVIOUS READING	-	UNMETERED GAS LIGHT	=	THERMS OF GAS USED	X	THERMS PER CCF	=	TOTAL THERMS
READ BY COMPANY	1103000		0526000				577,000		1.018		587,386.0

CHARGES FOR GAS SERVICE AT: 6825 16TH ST NW #BLRM

CURRENT GAS USAGE - 587,386.0 THERMS @ $ .3287	$193,073.78
INCREASE IN DC GROSS RECEIPTS TAX - 3.3223%	6,414.49

BUDGET PLAN INFORMATION				
GAS USED THIS PERIOD	TOTAL GAS USED TO DATE	INSTALLMENTS BILLED TO DATE	AMOUNT DUE NOW	$ 199,488.27
$	$	$	AMOUNT DUE AFTER JAN 6, 93	$ 201,483.15

Washington Gas
District of Columbia Division

FOR YOUR RECORDS

CHECK NO. _____ DATE _____

AMOUNT OF CHECK $ _____

TAX DEDUCTIBLE HAPP CONTRIBUTION $ _____

PLEASE RETAIN THIS PORTION FOR YOUR RECORDS • TELEPHONE (703) 750-1000

Washington Gas
District of Columbia Division

P.O. Box 2432
Washington, D.C. 20081-0001

- Telephone: (703) 750-1000
- Please Give Account Number

If you wish to contribute to the Washington Area Fuel Fund, check the box and indicate amount. If you have previously pledged an amount, do not check box

	Fuel Fund Donation	$
	Gas Bill Payment	$
	Total Payment	$

JAN 21 1993

BILLS ARE DUE WHEN RENDERED.

ACCOUNT NUMBER: 0054-978507

AMOUNT DUE NOW	AMOUNT DUE AFTER DATE BELOW
$ 219,583.27	$ 221,779.10
OVERDUE AFTER	FEB 5, 93

WALTER REED ARMY MED CTR
ATTN: HSHL-E/BLDG OFFICE
6825 16TH ST NW
WASH DC 20012

PLEASE DETACH THIS STUB AND RETURN WITH PAYMENT • MAKE CHECK PAYABLE TO WASHINGTON GAS.

ACCOUNT NUMBER	BILLING PERIOD	DAYS USED	DATE MAILED	NEXT METER READING DATE
0054-978503	DEC 1, 92 - DEC 31, 92	30	JAN 12, 93	FEB 2, 93

CURRENT READING METHOD	CURRENT READING	- PREVIOUS READING	- UNMETERED GAS LIGHT	= CCF OF GAS USED	X THERMS PER CCF	= TOTAL THERI
READ BY COMPANY	1740000	1103000		637,000	1.015	646,555.

CHARGES FOR GAS SERVICE AT: 6825 16TH ST NW #BLRM

CURRENT GAS USAGE - 646,555.0 THERMS @ $ .3287	$212,522.63
INCREASE IN DC GROSS RECEIPTS TAX - 3.3223%	7,060.64

BUDGET PLAN INFORMATION

GAS USED THIS PERIOD	TOTAL GAS USED TO DATE	INSTALLMENTS BILLED TO DATE		
$	$	$	AMOUNT DUE NOW	$ 219,583.27
			AMOUNT DUE AFTER FEB 5, 93	$ 221,779.10

Washington Gas
District of Columbia Division

FOR YOUR RECORDS

CHECK NO. _____ DATE: _____

AMOUNT OF CHECK $ _____

TAX DEDUCTIBLE WAFF CONTRIBUTION $ _____

PLEASE RETAIN THIS PORTION FOR YOUR RECORDS • TELEPHONE (703) 750-1000

Washington Gas
District of Columbia Division

P.O. Box 2-32
Washington, D.C. 20081-0001

- Telephone: (703) 750-1000
- Please Give Account Number

FEB 2 1 1993

You wish to contribute to the Washington Area Fuel Fund, check the box and indicate amount.

Fuel Fund Donation	$
Gas Bill Payment	$
Total Payment	$

ACCOUNT NUMBER: 0054-978507

AMOUNT DUE NOW	AMOUNT DUE AFTER DATE BELOW
$ 254,560.76	$ 257,106.37

OVERDUE AFTER	
	MAR 9, 93

WALTER REED ARMY MED CTR
ATTN: HSHL-E/BLDG OFFICE
6825 16TH ST NW
WASH DC 20012

PLEASE DETACH THIS STUB AND RETURN WITH PAYMENT • MAKE CHECK PAYABLE TO WASHINGTON GAS.

ACCOUNT NUMBER	BILLING PERIOD	DAYS USED	DATE MAILED	NEXT METER READING DATE
0054-978503	DEC 31, 92 FEB 2, 93	33	FEB 12, 93	MAR 4, 93

CURRENT READING METHOD	CURRENT READING	-	PREVIOUS READING	+	UNMETERED GAS LIGHT	=	CCF OF GAS USED	X	THERMS PER CCF	=	TOTAL THERM
READ BY COMPANY	2438000		1740000				698,0000		1.014		707,772.0

CHARGES FOR GAS SERVICE AT: 6825 16TH ST NW #BLRM

CURRENT GAS USAGE - 707,772.0 THERMS @ $ .3481 $246,375.43
INCREASE IN DC GROSS RECEIPTS TAX - 3.3223% 8,185.33

BUDGET PLAN INFORMATION				
GAS USED THIS PERIOD	TOTAL GAS USED TO DATE	INSTALLMENTS BILLED TO DATE	AMOUNT DUE NOW	$ 254,560.76
$	$	$	AMOUNT DUE AFTER MAR 9, 93	$ 257,106.37

Washington Gas
District of Columbia Division

FOR YOUR RECORDS

CHECK NO. _____ DATE: _____

AMOUNT OF CHECK $ _____

TAX DEDUCTIBLE WAFF CONTRIBUTION $ _____

PLEASE RETAIN THIS PORTION FOR YOUR RECORDS

Washington Gas
District of Columbia Division

ADMIN OFFICE, DEH

P.O. Box 2432
Washington, D.C. 20081-0001

- Telephone: (703) 750-1000
- Please Give Account Number

If you wish to contribute to the Washington Area Fuel Fund, check the box and indicate amount. If you have previously signed up, amount, do not check box.

☐	Fuel Fund Donation	$
	Gas Bill Payment	$
	Total Payment	$

BILLS ARE DUE WHEN RENDERED.

ACCOUNT NUMBER 0054-978507

AMOUNT DUE NOW	AMOUNT DUE AFTER DATE BELOW
$ 483,088.26	$ 487,919.14
OVERDUE AFTER	APR 6, 93

WALTER REED ARMY MED CTR
C/O ATTN HSHL-E BLDG OFF
6825 16TH ST NW
WASH DC 20012

PLEASE DETACH THIS STUB AND RETURN WITH PAYMENT • MAKE CHECK PAYABLE TO WASHINGTON GAS.

ACCOUNT NUMBER	BILLING PERIOD	DAYS USED	DATE MAILED	NEXT METER READING DATE
0054-978503	FEB 2, 92 MAR 4, 93	30	MAR 12, 93	APR 2, 93

CURRENT READING METHOD	CURRENT READING	− PREVIOUS READING	− UNMETERED GAS LIGHT	= CCF OF GAS USED	× THERMS PER CCF	= TOTAL THER
READ BY COMPANY	3064000	2438000		626,000	1.015	635,390.0

CHARGES FOR GAS SERVICE AT: 6825 16TH ST NW #BLRM

BALANCE FROM PREVIOUS BILL	$254,560.76
CURRENT GAS USAGE - 635,390.0 THERMS @ $ .3481	221,179.26
INCREASE IN DC GROSS RECEIPTS TAX - 3.3223%	7,348.24

BUDGET PLAN INFORMATION				
GAS USED THIS PERIOD	TOTAL GAS USED TO DATE	INSTALLMENTS BILLED TO DATE	AMOUNT DUE NOW	$ 483,088.2
$	$	$	AMOUNT DUE AFTER APR 6, 93	$ 487,919.1

Washington Gas
District of Columbia Division

FOR YOUR RECORDS

CHECK NO. _____ DATE. _____

AMOUNT OF CHECK $ _____

TAX DEDUCTIBLE WAFF CONTRIBUTION $ _____

PLEASE RETAIN THIS PORTION FOR YOUR RECORDS • TELEPHONE (703) 750-1000

Washington Gas
District of Columbia Division

ADMIN OFFICE DEPT

APR 20 1993

Telephone (703) 750-1000

Please Give Account Number

ACCOUNT NUMBER: 0054-978507

If you wish to contribute to the Washington Area Fuel Fund, check the box and indicate amount. If you have previously pledged an amount, do not check box.

Fuel Fund Donation	$
Gas Bill Payment	$
Total Payment	$

BILLS ARE DUE WHEN RENDERED.

AMOUNT DUE NOW	$NO PAYMENT DUE
AMOUNT DUE AFTER DATE BELOW	$
OVERDUE AFTER	

WALTER REED ARMY MED CTR
C/O ATTN HSHL-E BLDG OFF
6825 16TH ST NW
WASH DC 20012

PLEASE DETACH THIS STUB AND RETURN WITH PAYMENT • MAKE CHECK PAYABLE TO WASHINGTON GAS.

ACCOUNT NUMBER	BILLING PERIOD	DAYS USED	DATE MAILED	NEXT METER READING DATE
0054-978503	MAR 4, 93 - APR 2, 93	29	APR 14, 93	APR 30, 93

CURRENT READING METHOD	CURRENT READING	- PREVIOUS READING	- UNMETERED GAS LIGHT	= CCF OF GAS USED	x THERMS PER CCF	= TOTAL THERMS
READ BY COMPANY	3612000	3064000		548,000	1.019	558,412.0

CHARGES FOR GAS SERVICE AT: 6825 16TH ST NW #BLRM

CURRENT GAS USAGE - 558,412.0 THERMS @ $ .3481	$194,383.22
INCREASE IN DC GROSS RECEIPTS TAX - 3.3223%	6,457.99
OVERPAYMENT APRIL 7, 1993	254,560.76CR

BUDGET PLAN INFORMATION				
GAS USED THIS PERIOD	TOTAL GAS USED TO DATE	INSTALLMENTS BILLED TO DATE	AMOUNT DUE NOW	$ 53,719.55CR
$	$	$	AMOUNT DUE AFTER NO PAYMENT DUE	$

Washington Gas
District of Columbia Division

FOR YOUR RECORDS

CHECK NO. _____ DATE. _____

AMOUNT OF CHECK $ _____

TAX DEDUCTIBLE WAFF CONTRIBUTION $ _____

PLEASE RETAIN THIS PORTION FOR YOUR RECORDS • TELEPHONE (703) 750-1000

Washington Gas
District of Columbia Division

Telephone (703) 750-1000

Please Give Account Number

ACCOUNT NUMBER 0054-978507

If you wish to contribute to the Washington Area Fuel Fund, check the box and indicate amount. If you do not wish to contribute to the Fuel Fund, do not check box

	Fuel Fund Donation	$
	Gas Bill Payment	$
	Total Payment	$

BILLS ARE DUE WHEN RENDERED.

AMOUNT DUE NOW:	$ 88,787.89
AMOUNT DUE AFTER DATE BELOW	$ 89,675.77
OVERDUE AFTER	JUNE 3, 93

WALTER REED ARMY MED CTR
C/O ATTN HSHL-E BLDG OFF
6825 16TH ST NW
WASH DC 20012

PLEASE DETACH THIS STUB AND RETURN WITH PAYMENT • MAKE CHECK PAYABLE TO WASHINGTON GAS.

ACCOUNT NUMBER	BILLING PERIOD	DAYS USED	DATE MAILED	NEXT METER READING DATE
0054-978503	APR 2, 93 APR 30, 93	28	MAY 12, 93	JUNE 1, 93

CURRENT READING METHOD	CURRENT READING	– PREVIOUS READING	– UNMETERED GAS LIGHT	= CCF OF GAS USED	× THERMS PER CCF	= TOTAL THERMS
READ BY COMPANY	4025000	3612000		413,000	1.016	419,608.0

CHARGES FOR GAS SERVICE AT: 6825 16TH ST NW #BLRM

CURRENT GAS USAGE - 419,608.0 THERMS @ $ .3287	$137,925.15
INCREASE IN DC GROSS RECEIPTS TAX - 3.3223%	4,582.29
OVERPAYMENT APRIL 7, 1993	53,719.55CR

RECEIVED 5-25-93

BUDGET PLAN INFORMATION				
GAS USED THIS PERIOD	TOTAL GAS USED TO DATE	INSTALLMENTS BILLED TO DATE	AMOUNT DUE NOW	$ 88,787.89
$	$	$	AMOUNT DUE AFTER JUNE 3, 93	$ 89,675.77

Washington Gas
District of Columbia Division

FOR YOUR RECORDS

CHECK NO _____ DATE: _____

AMOUNT OF CHECK $ _____

TAX DEDUCTIBLE WAFF CONTRIBUTION $ _____

PLEASE RETAIN THIS PORTION FOR YOUR RECORDS • TELEPHONE (703) 750-1000

Washington Gas
District of Columbia Division

Telephone (703) 750-1000

Please Give Account Number

ACCOUNT NUMBER 0054.978507

WALTER REED ARMY MED CTR
C/O ATT HSHL-E BLDG OFF
6825 16TH ST NW #BLRM
WASH DC 20012

If you wish to contribute to the Washington Area Fuel Fund, check the box and indicate amount. If you have previously pledged an amount, do not check box.

	Fuel Fund Donation	$
	Gas Bill Payment	$
	Total Payment	$ 129,429.57

BILLS ARE DUE WHEN RENDERED.

AMOUNT DUE NOW	$ 279,217.40
AMOUNT DUE AFTER DATE BELOW	$ 280,849.08
IF PAID AFTER	JUL 1, 93 &

00549785070000000000000000

PLEASE DETACH THIS STUB AND RETURN WITH PAYMENT • MAKE CHECK PAYABLE TO WASHINGTON GAS.

ACCOUNT NUMBER	BILLING PERIOD	DAYS USED	DATE MAILED	NEXT METER READING DATE
0054.978507	APR 30, 93 JUN 1, 93	32	JUN 10, 93	JUL 2, 93

CURRENT READING METHOD	CURRENT READING	- PREVIOUS READING	- UNMETERED GAS LIGHT	= CCF OF GAS USED	X THERMS PER CCF	= TOTAL THERMS
READ BY COMPANY	4230000	4025000		205,000	1.025	210,125.0

CHARGES FOR GAS SERVICE AT: 6825 16TH ST NW #BLRM

BALANCE FROM PREVIOUS BILL	$-88,787.89
CURRENT GAS USAGE - 210,125.0 THERMS @ $ .3426	71,988.83
INCREASE IN DC GROSS RECEIPTS TAX	2,391.68
ADJUSTMENT	26,049.00
ADJUSTMENT S/Thermpurchase	90,000.00

IF YOU HAVE ANY QUESTIONS, PLEASE CALL US AT (703)750-1000
WE ARE EASIEST TO REACH TUESDAY - THURSDAY AFTER 10 AM.

BUDGET PLAN INFORMATION				
GAS USED THIS PERIOD	TOTAL GAS USED TO DATE	INSTALLMENTS BILLED TO DATE	AMOUNT DUE NOW	$ 279,217.40
$	$	$	AMOUNT DUE AFTER JUL 1, 93	$ 280,849.08

Washington Gas
District of Columbia Division

FOR YOUR RECORDS

CHECK NO. _____ DATE: _____

AMOUNT OF CHECK $ _____

TAX DEDUCTIBLE WAFF CONTRIBUTION $ _____

ACCOUNT NUMBER 0054.978507

PLEASE RETAIN THIS PORTION FOR YOUR RECORDS • TELEPHONE (703) 750-1000

Washington Gas
District of Columbia Division

Telephone: (703) 750-1000

Please Give Account Number

ACCOUNT NUMBER 0054.978507

You wish to contribute to the Washington Area Fuel Fund, check the box and indicate amount [illegible]

Fuel Fund Donation	$
Gas Bill Payment	$
Total Payment	$

BILLS ARE DUE WHEN RENDERED

WALTER REED ARMY MED CTR
C/O ATT HSHL-E BLDG OFF
6825 16TH ST NW #BLRM
WASH DC 20012

AMOUNT DUE NOW	$ 793,560.23
AMOUNT DUE AFTER DATE BELOW	$ 795,238.17
OVERDUE AFTER	AUG 2, 93 &

Hold

0054978507000000000000000

PLEASE DETACH THIS STUB AND RETURN WITH PAYMENT • MAKE CHECK PAYABLE TO WASHINGTON GAS.

ACCOUNT NUMBER	BILLING PERIOD		DAYS USED	DATE MAILED	NEXT METER READING DATE
0054.978507	JUN 1, 93	JUN 30, 93	29	JUL 12, 93	AUG 3, 93

CURRENT READING METHOD	CURRENT READING	-	PREVIOUS READING	-	UNMETERED GAS LIGHT	=	CCF OF GAS USED	X	THERMS PER CCF	=	TOTAL THERMS
READ BY COMPANY	4381000		4230000				151,000		1.031		155,681.0

CHARGES FOR GAS SERVICE AT: 6825 16TH ST NW #BLRM

BALANCE FROM PREVIOUS BILL	$190,429.51
LATE PAYMENT CHARGE ASSESSED	1,904.30
CURRENT GAS USAGE - 155,681.0 THERMS @ $ .3426	53,336.31
INCREASE IN DC GROSS RECEIPTS TAX	1,771.99
UTILITY TAX ADJUSTMENT	71,118.12
UTILITY TAX ADJUSTMENT	95,000.00
UTILITY TAX ADJUSTMENT	95,000.00
UTILITY TAX ADJUSTMENT	95,000.00
UTILITY TAX ADJUSTMENT	95,000.00
UTILITY TAX ADJUSTMENT	95,000.00

57012 [illegible] Jane

I - rate to firm rate adjustment already paid

A PAYMENT OF $88,787.89 WAS RECEIVED ON 06/16/93.

12 Aug researchingless + will be notify in 10 w/o
Per Mr Gillian

BUDGET PLAN INFORMATION

GAS USED THIS PERIOD	TOTAL GAS USED TO DATE	INSTALLMENTS BILLED TO DATE		
$	$	$	AMOUNT DUE NOW	$ 793,560.23
			AMOUNT DUE AFTER AUG 2, 93	$ 795,238.17

Washington Gas
District of Columbia Division

FOR YOUR RECORDS

CHECK NO. _____ DATE: _____

AMOUNT OF CHECK $ _____

TAX DEDUCTIBLE WAFF CONTRIBUTION $ _____

ACCOUNT NUMBER 0054.978507

PLEASE RETAIN THIS PORTION FOR YOUR RECORDS • TELEPHONE (703) 750-1000

Washington Gas
District of Columbia Division

Telephone (703) 750-1000

Please Give Account Number

ACCOUNT NUMBER 0054.978507

WALTER REED ARMY MED CTR
C/O ATT HSHL-E BLDG OFF
6825 16TH ST NW #BLRM
WASH DC 20012

Not pd

If you wish to contribute to the Washington Area Fuel Fund, check the box and indicate amount. If you previously pledged an amount, do not check box.

	Fuel Fund Donation	$
	Gas Bill Payment	$
	Total Payment	$

BILLS ARE DUE WHEN RENDERED.

AMOUNT DUE NOW	$ 291,156.00
AMOUNT DUE AFTER DATE BELOW	$ 292,851.84
DUE AFTER	AUG 31, 93 &

00549785070000000000000000

PLEASE DETACH THIS STUB AND RETURN WITH PAYMENT • MAKE CHECK PAYABLE TO WASHINGTON GAS.

ACCOUNT NUMBER	BILLING PERIOD	DAYS USED	DATE MAILED	NEXT METER READING DATE
0054.978507	SERVICE TO JUL 30, 93	30	AUG 25, 93	

CURRENT READING METHOD	CURRENT READING	- PREVIOUS READING	- UNMETERED GAS LIGHT	= CCF OF GAS USED	X THERMS PER CCF	= TOTAL THERMS
READ BY COMPANY	4612000					

CHARGES FOR GAS SERVICE AT: 6825 16TH ST NW #BLRM

CORRECTED BILL

July Usage
$86,094.51 for 231,000 ~~Therms~~ CCF

June + July Usage Finally + late ch

GAS SERVICE	$141,753.89
ADJUSTMENT	~~77,263.20~~
ADJUSTMENT	July - 70,215.57
ADJUSTMENT	June (late charges) 1,923.34

A PAYMENT OF $186,118.12 WAS RECEIVED ON 07/29/93.

$546,118.12 actually received

late charge waived per Mr. Holmes
Sept 1993 $1,695.84

DEC 25

BUDGET PLAN INFORMATION				
GAS USED THIS PERIOD	TOTAL GAS USED TO DATE	INSTALLMENTS BILLED TO DATE	AMOUNT DUE NOW	$ 291,156.00
$	$	$	AMOUNT DUE AFTER AUG 31, 93	$ 292,851.84

Washington Gas
District of Columbia Division

FOR YOUR RECORDS

CHECK NO. _____ DATE: _____

AMOUNT OF CHECK $ _____

TAX DEDUCTIBLE WAFF CONTRIBUTION $ _____

ACCOUNT NUMBER 0054.978507

PLEASE RETAIN THIS PORTION FOR YOUR RECORDS • TELEPHONE (703) 750-1000

Washington Gas
District of Columbia Division

Telephone (703) 750-1000

Please Give Account Number

ACCOUNT NUMBER 0054.978507

WALTER REED ARMY MED CTR
C/O ATT HSHL-E BLDG OFF
6825 16TH ST NW #BLRM
WASH DC 20012

If you wish to contribute to the Washington Area Fuel Fund, check the box and indicate amount.

	Fuel Fund	$
	Gas Bill Payment	$
	Total Payment	$ 83072 09

BILLS ARE DUE WHEN RENDERED.

AMOUNT DUE NOW	$ 374,518.92
AMOUNT DUE AFTER DATE BELOW	$ 376,673.01
OVERDUE AFTER	SEP 30, 93 &

00549785070000000000000000

PLEASE DETACH THIS STUB AND RETURN WITH PAYMENT • MAKE CHECK PAYABLE TO WASHINGTON GAS.

ACCOUNT NUMBER	BILLING PERIOD	DAYS USED	DATE MAILED	NEXT METER READING DATE
0054.978507	JUL 30, 93 AUG 30, 93	31	SEP 9, 93	OCT 1, 93

CURRENT READING METHOD	CURRENT READING	− PREVIOUS READING	− UNMETERED GAS LIGHT	= CCF OF GAS USED	× THERMS PER CCF	= TOTAL THERMS
READ BY COMPANY	4840000	4612000		228,000	1.021	232,788.0

CHARGES FOR GAS SERVICE AT: 6825 16TH ST NW #BLRM

BALANCE FROM PREVIOUS BILL	$213,322.68
LATE PAYMENT CHARGE ASSESSED	860.95
CURRENT GAS USAGE - 232,788.0 THERMS @ $ .3533	82,244.00 ✓
INCREASE IN DC GROSS RECEIPTS TAX	2,732.39 ✓
ADJUSTMENT	77,263.20
OVERPAYMENT SEP 8, 93	1,904.30CR ✓

paid 82244.00
2732.39
credit 1904.30
83072 09

BUDGET PLAN INFORMATION				
GAS USED THIS PERIOD	TOTAL GAS USED TO DATE	INSTALLMENTS BILLED TO DATE	AMOUNT DUE NOW	$ 374,518.92
$	$	$	AMOUNT DUE AFTER SEP 30, 93	$ 376,673.01

Washington Gas
District of Columbia Division

FOR YOUR RECORDS

CHECK NO. _____ DATE: _____

AMOUNT OF CHECK $ _____

TAX DEDUCTIBLE WAFF CONTRIBUTION $ _____

ACCOUNT NUMBER 0054.978507

PLEASE RETAIN THIS PORTION FOR YOUR RECORDS • TELEPHONE (703) 750-1000

Washington Gas
District of Columbia Division

Telephone: (703) 750-1000

Please Give Account Number

ACCOUNT NUMBER: 0054.978507

WALTER REED ARMY MED CTR
C/O ATT HSHL-E BLDG OFF
6825 16TH ST NW #BLRM
WASH DC 20012

You wish to contribute to the Washington Area Fuel Fund, check the box and indicate amount. If you have [illegible] amount, do not check box

	Fuel Fund Donation	$
	Gas Bill Payment	$
	Total Payment	$

BILLS ARE DUE WHEN RENDERED.

AMOUNT DUE NOW	$ 185,757.27
AMOUNT DUE AFTER DATE BELOW	$ 185,757.27
DUE AFTER	OCT 18, 93 &

0054978507000000000000000

PLEASE DETACH THIS STUB AND RETURN WITH PAYMENT • MAKE CHECK PAYABLE TO WASHINGTON GAS

ACCOUNT NUMBER	BILLING PERIOD	DAYS USED	DATE MAILED	NEXT METER READING DATE
0054.978507	SERVICE TO AUG 30, 93	31	SEP 27, 93	

CURRENT READING METHOD	CURRENT READING	- PREVIOUS READING	- UNMETERED GAS LIGHT	= CCF OF GAS USED	X THERMS PER CCF	= TOTAL THERMS
READ BY COMPANY	4840000					

CHARGES FOR GAS SERVICE AT: 6825 16TH ST NW #BLRM

CORRECTED BILL

GAS SERVICE
OVERPAYMENT SEP 23, 93 $226,179.20
40,421.93CR

June
July } Bill of 860945
Aug

Included in this Bill
per Ms Sawka. 2Nov93

BUDGET PLAN INFORMATION				
GAS USED THIS PERIOD	TOTAL GAS USED TO DATE	INSTALLMENTS BILLED TO DATE	AMOUNT DUE NOW	$ 185,757.27
$	$	$	AMOUNT DUE AFTER OCT 18, 93	$ 185,757.27

Washington Gas
District of Columbia Division

ACCOUNT NUMBER 0054.978507

FOR YOUR RECORDS
CHECK NO. _____ DATE: _____
AMOUNT OF CHECK $ _____
TAX DEDUCTIBLE WAFF CONTRIBUTION $ _____

PLEASE RETAIN THIS PORTION FOR YOUR RECORDS • TELEPHONE (703) 750-1000

Washington Gas
District of Columbia Division

Telephone (703) 750-1000

Please Give Account Number

ACCOUNT NUMBER: 0054.978507 *02

WALTER REED ARMY MED CTR
C/O ATT HSHL-E BLDG OFF
6825 16TH ST NW #BLRM
WASH DC 20012

If you wish to contribute to the Washington Area Fuel Fund, check the box and indicate amount. If you have previously pledged an amount, do not check box.

	Fuel Fund Donation	$
	Gas Bill Payment	$
	Total Payment	$

BILLS ARE DUE WHEN RENDERED.

AMOUNT DUE NOW	$ 188,779.69
AMOUNT DUE AFTER DATE BELOW	$ 189,640.64
OVERDUE AFTER	OCT 29, 93

00549785070000000000000000

PLEASE DETACH THIS STUB AND RETURN WITH PAYMENT • MAKE CHECK PAYABLE TO WASHINGTON GAS.

ACCOUNT NUMBER	BILLING PERIOD	DAYS USED	DATE MAILED	NEXT METER READING DATE
0054.978507	AUG 30, 93 SEP 29, 93	30	OCT 8, 93	NOV 1, 93

CURRENT READING METHOD	CURRENT READING	− PREVIOUS READING	+ UNMETERED GAS LIGHT	= CCF OF GAS USED	X THERMS PER CCF	= TOTAL THERMS
READ BY COMPANY	5071000	4840000		231,000	1.021	235,851.0

CHARGES FOR GAS SERVICE AT: 6825 16TH ST NW #BERM

BALANCE FROM PREVIOUS BILL	$102,685.11
CURRENT GAS USAGE - 235,851.0 THERMS @ $ .3533	83,326.41
INCREASE IN DC GROSS RECEIPTS TAX	2,768.37

A PAYMENT OF $83,072.09 WAS RECEIVED ON 09/27/93.

IF YOU HAVE ANY QUESTIONS, PLEASE CALL US AT (703)750-1000
WE ARE EASIEST TO REACH TUESDAY — THURSDAY AFTER 10 AM.

14025 230

Cecelia after Co ant talked with Mr Johnson. He said not to pay. Then bill just yet. They were working on this acct.

M. Cosillo

BUDGET PLAN INFORMATION				
GAS USED THIS PERIOD	TOTAL GAS USED TO DATE	INSTALLMENTS BILLED TO DATE	AMOUNT DUE NOW	$ 188,779.69
$	$	$	AMOUNT DUE AFTER OCT 29, 93	$ 189,640.64

Washington Gas
District of Columbia Division

FOR YOUR RECORDS

CHECK NO. _____ DATE: _____

AMOUNT OF CHECK $ _____

TAX DEDUCTIBLE WAFF CONTRIBUTION $ _____

ACCOUNT NUMBER 0054.978507

PLEASE RETAIN THIS PORTION FOR YOUR RECORDS • TELEPHONE (703) 750-1000

Washington Gas
District of Columbia Division

Telephone (703) 750-1000

Please Give Account Number

ACCOUNT NUMBER: 0054-978507

WALTER REED ARMY MED CTR
C/O ATT HSHL-E BLDG OFF
6825 16TH ST NW #BLRM
WASH DC 20012

You wish to contribute to the Washington Area Fuel Fund, check the box and indicate amount. If previously pledged an amount, do not check box.

	Fuel Fund Donation	$
	Gas Bill Payment	$
	Total Payment	$

BILLS ARE DUE WHEN RENDERED.

AMOUNT DUE NOW	$ 546,118.12
AMOUNT DUE AFTER DATE BELOW	$ ~~NET ONLY~~
OVERDUE AFTER	JULY 27, 93

PLEASE DETACH THIS STUB AND RETURN WITH PAYMENT • MAKE CHECK PAYABLE TO WASHINGTON GAS.

ACCOUNT NUMBER	BILLING PERIOD	DAYS USED	DATE MAILED	NEXT METER READING DATE
0054-978507	2/19/93 - 6/1/93		JUNE 25, 93	

CURRENT READING METHOD	CURRENT READING	-	PREVIOUS READING	-	UNMETERED GAS LIGHT	=	CCF OF GAS USED	X	THERMS PER CCF	=	TOTAL THERMS

CHARGES FOR GAS SERVICE AT: 6825 16TH ST NW #BLRM

AMOUNT BILLED AT FIRM RATE $ 1,015,685.78
AMOUNT BILLED AT INTERRUPTIBLE RATE 469,567.66CR

Paid

202-624-6763

BUDGET PLAN INFORMATION				
GAS USED THIS PERIOD	TOTAL GAS USED TO DATE	INSTALLMENTS BILLED TO DATE	AMOUNT DUE NOW	$ 546,118.12
$	$	$	AMOUNT DUE AFTER JULY 27, 93	$ NET ONLY

Washington Gas
District of Columbia Division

FOR YOUR RECORDS

CHECK NO. _____ DATE: _____

AMOUNT OF CHECK $ _____

TAX DEDUCTIBLE WAFF CONTRIBUTION $ _____

ATTACHMENT D

Electric Rate Analysis
and
PEPCO Electric Billings

Potomac Electric Power Company, GT (Time Metered General Service) Electric Rate Analysis

Prepared by Entech Engineering, Inc.

Billing and Client Information	
Client	Walter Reed Main Meter
Billing Year	1994
Billing Period	September
# of Billing Days	33
Enter "1" for Nov-May, 0 for Jun-Oct	0
Rates Schedule in Effect	Summer

Demand and Usage Information	
Supply Voltage	13,200
Demand Measurements	
On-Peak Demand (kW)	15,220
Maximum Demand (kW)	15,270
Usage Measurements	
On-Peak Period (kWh)	2,257,000
Intermediate Period (kWh)	2,160,000
Off-Peak Period (kWh)	4,694,000
Registered Power Factor	100.00%

Taxes and Special Adjustments	
Fuel Adjustments Rate	$0.0035999
DC Gross Receipts Adjustment	3.67%
Clean Air Act Surcharge	
Charge to On-Peak $/kWh	$0.0575469
Charge to Intermediate $/kWh	$0.0420369
Charge to Off-Peak $/kWh	$0.0292869

Potomac Electric Power Company, GT (Time Metered General Service) Electric Rate Analysis

Prepared by Entech Engineering, Inc.

Duplicated Electric Bill

Customer Charge	1 Bill @	$21.30	Per Bill =	$21.30
On-Peak Usage Charge				
Base Rate Charge	2,257,000 kWh @	$0.05714000	Per kWh =	$128,964.98
Clean Air Act Charge	2,257,000 kWh @	$0.00040688	Per kWh =	$918.32
Intermediate Usage Charge				
Base Rate Charge	2,160,000 kWh @	$0.04163000	Per kWh =	$89,920.80
Clean Air Act Charge	2,160,000 kWh @	$0.00040688	Per kWh =	$878.86
Off-Peak Usage Charge				
Base Rate Charge	4,694,000 kWh @	$0.02888000	Per kWh =	$135,562.72
Clean Air Act Charge	4,694,000 kWh @	$0.00040688	Per kWh =	$1,909.88
Demand Charges				
Maximum Demand Charge	15,270 kW @	$6.70	Per kW =	$102,309.00
On-Peak Demand Charge	15,270 kW @	$10.65	Per kW =	$162,093.00
Curtailment Credit	0 kW			$0.00
Curtailment Penalty	0 kW			$0.00
Voltage Discount	5.00 % x	$618,871.80	Subtotal =	($30,943.59)
Fuel Adjustment	$0.0035999 $/kWh x	9,111,000	Subtotal =	$32,798.68
DC Gross Receipts Adjust.	3.67 % x	$624,433.95	Subtotal =	$22,895.93
			CURRENT PERIOD CHARGES.	$647,329.88

Calculated Incremental

Incremental Cost Per kW	$17.09
Incremental Cost Per On-Peak kWh	$0.06043
Incremental Cost Per Intermediate kWh	$0.04515
Incremental Cost Per Off-Peak kWh	$0.03260

Calculated Billing Statistics Based on Incremental Costs

Demand Cost	$260,061.99	Energy Cost	$386,916.99
% Demand	40.2%	% Energy	59.8%
Load Factor	75.3%	Power Factor Penalty	$0.00

Current Electric Tariff (Rate HT)

	Summer	Winter
Customer Charge ($/Bill)	$21.30	$21.30
On-Peak Demand Charge ($/kW)	$10.65	$0.00
Maximum Demand Charge ($/kW)	$6.7000	$6.7000
On-Peak Usage Charge ($/kWh)	$0.057140	$0.047270
Intermediate Usage Charge ($/kWh)	$0.041630	$0.040820
Off-Peak Usage Charge ($/kWh)	$0.028880	$0.031010
Clean Air Act On-Peak Usage Charge, (Added $/kWh)	$0.000407	$0.000407
Clean Air Act Intermediate Usage Charge, (Added $/kWh)	$0.000407	$0.000407
Clean Air Act Off-Peak Usage Charge, (Added $/kWh)	$0.000407	$0.000407
Effective Power Factor (All kW)	85%	85%

Prepared by Entech Engineering, Inc.

Electric Bill Calculation

Calculation Description	Actual Billing	Demand, kW Minus 1 kW	On-Peak Usage Minus 1 kWh	Intermediate Minus 1 kWh	Off-Peak Minus 1 kWh	100% Power Factor
On-Peak Demand (kW)	15,220	15,219	15,220	15,220	15,220	15,220
Maximum Demand (kW)	15,270	15,269	15,270	15,270	15,270	15,270
On-Peak Usage (kWh)	2,257,000	2,257,000	2,256,999	2,257,000	2,257,000	2,257,000
Intermediate Usage (kWh)	2,160,000	2,160,000	2,160,000	2,159,999	2,160,000	2,160,000
Off-Peak Usage (kWh)	4,694,000	4,694,000	4,694,000	4,694,000	4,693,999	4,694,000
Total Usage (kWh)	9,111,000	9,111,000	9,110,999	9,110,999	9,110,999	9,111,000
Fuel Adjustment Rate ($/kWh)	$0.0035999	$0.0035999	$0.0035999	$0.0035999	$0.0035999	$0.0035999
DC Gross Receipts Adjustment	3.67%	3.67%	3.67%	3.67%	3.67%	3.67%
Clean Air Act Added $/kWh, On-Peak kWh	$0.0004069	$0.000407	$0.000407	$0.000407	$0.000407	$0.000407
Clean Air Act Added $/kWh, Intermediate k	$0.0004069	$0.000407	$0.000407	$0.000407	$0.000407	$0.000407
Clean Air Act Added $/kWh, Off-Peak kWh	$0.0004069	$0.000407	$0.000407	$0.000407	$0.000407	$0.000407
Registered Power Factor	100.00%	100.00%	100.00%	100.00%	100.00%	100.00%
Breakdown Calculations						
Power Factor Adjustment, 85%, On-Peak kW	0	0	0	0	0	0
Power Factor Adjustment, 85%, Maximum k	0	0	0	0	0	0
Billing On-Peak Demand (kW)	15,220	15,219	15,220	15,220	15,220	15,220
Billing Maximum Demand (kW)	15,270	15,269	15,270	15,270	15,270	15,270
On-Peak Usage (kWh)	2,257,000	2,257,000	2,256,999	2,257,000	2,257,000	2,257,000
Intermediate Usage (kWh)	2,160,000	2,160,000	2,160,000	2,159,999	2,160,000	2,160,000
Off-Peak Usage (kWh)	4,694,000	4,694,000	4,694,000	4,694,000	4,693,999	4,694,000
Cost Calculation						
Customer Charge, $	$21.30	$21.30	$21.30	$21.30	$21.30	$21.30
Off-Peak kWh Base Rate Charge, $	$135,562.72	$135,562.72	$135,562.72	$135,562.72	$135,562.69	$135,562.72
Intermediate kWh Base Rate Charge, $	$89,920.80	$89,920.80	$89,920.80	$89,920.76	$89,920.80	$89,920.80
On-Peak kWh Base Rate Charge, $	$128,964.98	$128,964.98	$128,964.92	$128,964.98	$128,964.98	$128,964.98
Clean Air Act Off-Peak Charge, $	$1,909.88	$1,909.88	$1,909.88	$1,909.88	$1,909.88	$1,909.88
Clean Air Act Intermediate Charge, $	$878.86	$878.86	$878.86	$878.86	$878.86	$878.86
Clean Air Act On-Peak Charge, $	$918.32	$918.32	$918.32	$918.32	$918.32	$918.32
On-Peak Demand Charge, $	$162,093.00	$162,082.35	$162,093.00	$162,093.00	$162,093.00	$162,093.00
Maximum Demand Charge, $	$102,309.00	$102,302.30	$102,309.00	$102,309.00	$102,309.00	$102,309.00
Subtotal, $ (Without Clean Air Act)	$618,871.80	$618,854.45	$618,871.74	$618,871.76	$618,871.77	$618,871.80
Subtotal, $ (With Clean Air Act)	$622,578.86	$622,561.51	$622,578.80	$622,578.82	$622,578.83	$622,578.86
Voltage Discount	($30,943.59)	($30,942.72)	($30,943.59)	($30,943.59)	($30,943.59)	($30,943.59)
Fuel Cost Adjustment	$32,798.68	$32,798.68	$32,798.68	$32,798.68	$32,798.68	$32,798.68
Subtotal (With Clean Air Act)	$624,433.95	$624,417.47	$624,433.89	$624,433.91	$624,433.92	$624,433.95
Subtotal (Without Clean Air Act)	$620,726.89	$620,710.41	$620,726.83	$620,726.85	$620,726.86	$620,726.89
DC Gross Receipts Adjustment	$22,895.93	$22,895.33	$22,895.93	$22,895.93	$22,895.93	$22,895.93
Net Current Bill	$647,329.88	$647,312.79	$647,329.82	$647,329.83	$647,329.85	$647,329.88
Incremental/Penalties	n/a	$17.09	$0.06043	$0.04515	$0.03260	$0.00000

Prepared by Entech Engineering, Inc.

Incremental Cost Check

$ Calculations on Incrementals			
Demand ($)	15,220 kW x	$17.09 /kW =	$260,061.99
Off-Peak Usage ($)	4,694,000 kWh	$0.033 /kW =	$153,004.12
Intermediate Usage ($	2,160,000 kWh	$0.045 /kW =	$97,528.98
On-Peak Usage ($)	2,257,000 kWh	$0.060 /kW =	$136,383.89
		Total Calculated Billing Using Incrementals	**$646,978.98**
		Actual Current Period Charges	**$647,329.88**
		Cost Variance (Actual Minus Incremental)	**$350.90**
		Percent Variance (Var/Actual)	**0.1%**

0.0
0.0
0.0

Potomac Electric Power Company, GT (Time Metered General Service) Electric Rate Analysis

Prepared by Entech Engineering, Inc.

Billing and Client Information

Client	Walter Reed Main Meter
Billing Year	1994
Billing Period	December
# of Billing Days	33
Enter "1" for Nov-May, 0 for Jun-Oct	1
Rates Schedule in Effect	Winter

Demand and Usage Information

Supply Voltage	13,200
Demand Measurements	
On-Peak Demand (kW)	15,220
Maximum Demand (kW)	15,270
Usage Measurements	
On-Peak Period (kWh)	2,257,000
Intermediate Period (kWh)	2,160,000
Off-Peak Period (kWh)	4,694,000
Registered Power Factor	100.00%

Taxes and Special Adjustments

Fuel Adjustments Rate	$0.0035999
DC Gross Receipts Adjustment	3.67%
Clean Air Act Surcharge	
Charge to On-Peak $/kWh	$0.0476769
Charge to Intermediate $/kWh	$0.0412269
Charge to Off-Peak $/kWh	$0.0314169

Potomac Electric Power Company, GT (Time Metered General Service) Electric Rate Analysis

Prepared by Entech Engineering, Inc.

Duplicated Electric Bill

Customer Charge	1 Bill @	$21.30	Per Bill =	$21.30
On-Peak Usage Charge				
Base Rate Charge	2,257,000 kWh @	$0.04727000	Per kWh =	$106,688.39
Clean Air Act Charge	2,257,000 kWh @	$0.00040688	Per kWh =	$918.32
Intermediate Usage Charge				
Base Rate Charge	2,160,000 kWh @	$0.04082000	Per kWh =	$88,171.20
Clean Air Act Charge	2,160,000 kWh @	$0.00040688	Per kWh =	$878.86
Off-Peak Usage Charge				
Base Rate Charge	4,694,000 kWh @	$0.03101000	Per kWh =	$145,560.94
Clean Air Act Charge	4,694,000 kWh @	$0.00040688	Per kWh =	$1,909.88
Demand Charges				
Maximum Demand Charge	15,270 kW @	$6.70	Per kW =	$102,309.00
On-Peak Demand Charge	0 kW @	$10.65	Per kW =	$0.00
Curtailment Credit	0 kW			$0.00
Curtailment Penalty	0 kW			$0.00
Voltage Discount	5.00 % x	$442,750.83	Subtotal =	($22,137.54)
Fuel Adjustment	$0.0035999 $/kWh x	9,111,000	Subtotal =	$32,798.68
DC Gross Receipts Adjust.	3.67 % x	$457,119.03	Subtotal =	$16,761.04
			CURRENT PERIOD CHARGES.	$473,880.07

Calculated Incremental

Incremental Cost Per kW	$6.60
Incremental Cost Per On-Peak kWh	$0.05071
Incremental Cost Per Intermediate kWh	$0.04435
Incremental Cost Per Off-Peak kWh	$0.03469

Calculated Billing Statistics Based on Incremental Costs

Demand Cost	$100,427.40	Energy Cost	$373,101.78
% Demand	21.2%	% Energy	78.7%
Load Factor	75.3%	Power Factor Penalty	$0.00

Current Electric Tariff (Rate HT)

	Summer	Winter
Customer Charge ($/Bill)	$21.30	$21.30
On-Peak Demand Charge ($/kW)	$10.65	$0.00
Maximum Demand Charge ($/kW)	$6.7000	$6.7000
On-Peak Usage Charge ($/kWh)	$0.057140	$0.047270
Intermediate Usage Charge ($/kWh)	$0.041630	$0.040820
Off-Peak Usage Charge ($/kWh)	$0.028880	$0.031010
Clean Air Act On-Peak Usage Charge, (Added $/kWh)	$0.000407	$0.000407
Clean Air Act Intermediate Usage Charge, (Added $/kWh)	$0.000407	$0.000407
Clean Air Act Off-Peak Usage Charge, (Added $/kWh)	$0.000407	$0.000407
Effective Power Factor (All kW)	85%	85%

Prepared by Entech Engineering, Inc.

Electric Bill Calculation

Calculation Description	Actual Billing	Demand, kW Minus 1 kW	On-Peak Usage Minus 1 kWh	Intermediate Minus 1 kWh	Off-Peak Minus 1 kWh	100% Power Factor
On-Peak Demand (kW)	15,220	15,219	15,220	15,220	15,220	15,220
Maximum Demand (kW)	15,270	15,269	15,270	15,270	15,270	15,270
On-Peak Usage (kWh)	2,257,000	2,257,000	2,256,999	2,257,000	2,257,000	2,257,000
Intermediate Usage (kWh)	2,160,000	2,160,000	2,160,000	2,159,999	2,160,000	2,160,000
Off-Peak Usage (kWh)	4,694,000	4,694,000	4,694,000	4,694,000	4,693,999	4,694,000
Total Usage (kWh)	9,111,000	9,111,000	9,110,999	9,110,999	9,110,999	9,111,000
Fuel Adjustment Rate ($/kWh)	$0.0035999	$0.0035999	$0.0035999	$0.0035999	$0.0035999	$0.0035999
DC Gross Receipts Adjustment	3.67%	3.67%	3.67%	3.67%	3.67%	3.67%
Clean Air Act Added $/kWh, On-Peak kWh	$0.0004069	$0.000407	$0.000407	$0.000407	$0.000407	$0.000407
Clean Air Act Added $/kWh, Intermediate k	$0.0004069	$0.000407	$0.000407	$0.000407	$0.000407	$0.000407
Clean Air Act Added $/kWh, Off-Peak kWh	$0.0004069	$0.000407	$0.000407	$0.000407	$0.000407	$0.000407
Registered Power Factor	100.00%	100.00%	100.00%	100.00%	100.00%	100.00%
Breakdown Calculations						
Power Factor Adjustment, 85%, On-Peak kW	0	0	0	0	0	0
Power Factor Adjustment, 85%, Maximum k	0	0	0	0	0	0
Billing On-Peak Demand (kW)	15,220	15,219	15,220	15,220	15,220	15,220
Billing Maximum Demand (kW)	15,270	15,269	15,270	15,270	15,270	15,270
On-Peak Usage (kWh)	2,257,000	2,257,000	2,256,999	2,257,000	2,257,000	2,257,000
Intermediate Usage (kWh)	2,160,000	2,160,000	2,160,000	2,159,999	2,160,000	2,160,000
Off-Peak Usage (kWh)	4,694,000	4,694,000	4,694,000	4,694,000	4,693,999	4,694,000
Cost Calculation						
Customer Charge, $	$21.30	$21.30	$21.30	$21.30	$21.30	$21.30
Off-Peak kWh Base Rate Charge, $	$145,560.94	$145,560.94	$145,560.94	$145,560.94	$145,560.91	$145,560.94
Intermediate kWh Base Rate Charge, $	$88,171.20	$88,171.20	$88,171.20	$88,171.16	$88,171.20	$88,171.20
On-Peak kWh Base Rate Charge, $	$106,688.39	$106,688.39	$106,688.34	$106,688.39	$106,688.39	$106,688.39
Clean Air Act Off-Peak Charge, $	$1,909.88	$1,909.88	$1,909.88	$1,909.88	$1,909.88	$1,909.88
Clean Air Act Intermediate Charge, $	$878.86	$878.86	$878.86	$878.86	$878.86	$878.86
Clean Air Act On-Peak Charge, $	$918.32	$918.32	$918.32	$918.32	$918.32	$918.32
On-Peak Demand Charge, $	$0.00	$0.00	$0.00	$0.00	$0.00	$0.00
Maximum Demand Charge, $	$102,309.00	$102,302.30	$102,309.00	$102,309.00	$102,309.00	$102,309.00
Subtotal, $ (Without Clean Air Act)	$442,750.83	$442,744.13	$442,750.78	$442,750.79	$442,750.80	$442,750.83
Subtotal, $ (With Clean Air Act)	$446,457.89	$446,451.19	$446,457.84	$446,457.85	$446,457.86	$446,457.89
Voltage Discount	($22,137.54)	($22,137.21)	($22,137.54)	($22,137.54)	($22,137.54)	($22,137.54)
Fuel Cost Adjustment	$32,798.68	$32,798.68	$32,798.68	$32,798.68	$32,798.68	$32,798.68
Subtotal (With Clean Air Act)	$457,119.03	$457,112.66	$457,118.98	$457,118.99	$457,118.99	$457,119.03
Subtotal (Without Clean Air Act)	$453,411.97	$453,405.60	$453,411.92	$453,411.93	$453,411.94	$453,411.97
DC Gross Receipts Adjustment	$16,761.04	$16,760.81	$16,761.04	$16,761.04	$16,761.04	$16,761.04
Net Current Bill	$473,880.07	$473,873.47	$473,880.02	$473,880.03	$473,880.04	$473,880.07
Incremental/Penalties	n/a	$6.60	$0.05071	$0.04435	$0.03469	$0.00000

Prepared by Entech Engineering, Inc.

Incremental Cost Check

$ Calculations on Incrementals			
Demand ($)	15,220 kW x	$6.60 /kW =	$100,427.40
Off-Peak Usage ($)	4,694,000 kWh	$0.035 /kW =	$162,850.70
Intermediate Usage ($	2,160,000 kWh	$0.044 /kW =	$95,805.92
On-Peak Usage ($)	2,257,000 kWh	$0.051 /kW =	$114,445.17
		Total Calculated Billing Using Incrementals	**$473,529.18**
		Actual Current Period Charges	**$473,880.07**
		Cost Variance (Actual Minus Incremental)	**$350.90**
		Percent Variance (Var/Actual)	**0.1%**

0.0
0.0
0.0

Potomac Electric Power Company, GT (Time Metered General Service) Electric Rate Analysis

Prepared by Entech Engineering, Inc.

Billing and Client Information	
Client	Walter Reed Bldg. 54
Billing Year	1994
Billing Period	September
# of Billing Days	33
Enter "1" for Nov-May, 0 for Jun-Oct	0
Rates Schedule in Effect	Summer

Demand and Usage Information	
Supply Voltage	13,200
Demand Measurements	
On-Peak Demand (kW)	2,844
Maximum Demand (kW)	2,844
Usage Measurements	
On-Peak Period (kWh)	401,200
Intermediate Period (kWh)	391,800
Off-Peak Period (kWh)	839,900
Registered Power Factor	100.00%

Taxes and Special Adjustments	
Fuel Adjustments Rate	$0.0035999
DC Gross Receipts Adjustment	3.67%
Clean Air Act Surcharge	
Charge to On-Peak $/kWh	$0.0575469
Charge to Intermediate $/kWh	$0.0420369
Charge to Off-Peak $/kWh	$0.0292868

Potomac Electric Power Company, GT (Time Metered General Service) Electric Rate Analysis

Prepared by Entech Engineering, Inc.

Duplicated Electric Bill

Customer Charge	1 Bill @	$21.30	Per Bill =	$21.30
On-Peak Usage Charge				
Base Rate Charge	401,200 kWh @	$0.05714000	Per kWh =	$22,924.57
Clean Air Act Charge	401,200 kWh @	$0.00040688	Per kWh =	$163.24
Intermediate Usage Charge				
Base Rate Charge	391,800 kWh @	$0.04163000	Per kWh =	$16,310.63
Clean Air Act Charge	391,800 kWh @	$0.00040686	Per kWh =	$159.41
Off-Peak Usage Charge				
Base Rate Charge	839,900 kWh @	$0.02888000	Per kWh =	$24,256.31
Clean Air Act Charge	839,900 kWh @	$0.00040684	Per kWh =	$341.71
Demand Charges				
Maximum Demand Charge	2,844 kW @	$6.70	Per kW =	$19,054.80
On-Peak Demand Charge	2,844 kW @	$10.65	Per kW =	$30,288.60
Curtailment Credit	0 kW			$0.00
Curtailment Penalty	0 kW			$0.00
Voltage Discount	5.00 % x	$112,856.21	Subtotal =	($5,642.81)
Fuel Adjustment	$0.0035999 $/kWh x	1,632,900	Subtotal =	$5,878.28
DC Gross Receipts Adjust.	3.67 % x	$113,756.03	Subtotal =	$4,171.06
			CURRENT PERIOD CHARGES	$117,927.09

Calculated Incremental

Incremental Cost Per kW	$17.09
Incremental Cost Per On-Peak kWh	$0.06043
Incremental Cost Per Intermediate kWh	$0.04515
Incremental Cost Per Off-Peak kWh	$0.03260

Calculated Billing Statistics Based on Incremental Costs

Demand Cost	$48,595.03	Energy Cost	$69,311.09
% Demand	41.2%	% Energy	58.8%
Load Factor	72.5%	Power Factor Penalty	$0.00

Current Electric Tariff (Rate HT)

	Summer	Winter
Customer Charge ($/Bill)	$21.30	$21.30
On-Peak Demand Charge ($/kW)	$10.65	$0.00
Maximum Demand Charge ($/kW)	$6.7000	$6.7000
On-Peak Usage Charge ($/kWh)	$0.057140	$0.047270
Intermediate Usage Charge ($/kWh)	$0.041630	$0.040820
Off-Peak Usage Charge ($/kWh)	$0.028880	$0.031010
Clean Air Act On-Peak Usage Charge, (Added $/kWh)	$0.000407	$0.000407
Clean Air Act Intermediate Usage Charge, (Added $/kWh)	$0.000407	$0.000407
Clean Air Act Off-Peak Usage Charge, (Added $/kWh)	$0.000407	$0.000407
Effective Power Factor (All kW)	85%	85%

Prepared by Entech Engineering, Inc.

Electric Bill Calculation

Calculation Description	Actual Billing	Demand, kW Minus 1 kW	On-Peak Usage Minus 1 kWh	Intermediate Minus 1 kWh	Off-Peak Minus 1 kWh	100% Power Factor
On-Peak Demand (kW)	2,844	2,843	2,844	2,844	2,844	2,844
Maximum Demand (kW)	2,844	2,843	2,844	2,844	2,844	2,844
On-Peak Usage (kWh)	401,200	401,200	401,199	401,200	401,200	401,200
Intermediate Usage (kWh)	391,800	391,800	391,800	391,799	391,800	391,800
Off-Peak Usage (kWh)	839,900	839,900	839,900	839,900	839,899	839,900
Total Usage (kWh)	1,632,900	1,632,900	1,632,899	1,632,899	1,632,899	1,632,900
Fuel Adjustment Rate ($/kWh)	$0.0035999	$0.0035999	$0.0035999	$0.0035999	$0.0035999	$0.0035999
DC Gross Receipts Adjustment	3.67%	3.67%	3.67%	3.67%	3.67%	3.67%
Clean Air Act Added $/kWh. On-Peak kWh	$0.0004069	$0.000407	$0.000407	$0.000407	$0.000407	$0.000407
Clean Air Act Added $/kWh. Intermediate k	$0.0004069	$0.000407	$0.000407	$0.000407	$0.000407	$0.000407
Clean Air Act Added $/kWh. Off-Peak kWh	$0.0004068	$0.000407	$0.000407	$0.000407	$0.000407	$0.000407
Registered Power Factor	100.00%	100.00%	100.00%	100.00%	100.00%	100.00%
Breakdown Calculations						
Power Factor Adjustment. 85%. On-Peak kW	0	0	0	0	0	0
Power Factor Adjustment. 85%. Maximum k	0	0	0	0	0	0
Billing On-Peak Demand (kW)	2,844	2,843	2,844	2,844	2,844	2,844
Billing Maximum Demand (kW)	2,844	2,843	2,844	2,844	2,844	2,844
On-Peak Usage (kWh)	401,200	401,200	401,199	401,200	401,200	401,200
Intermediate Usage (kWh)	391,800	391,800	391,800	391,799	391,800	391,800
Off-Peak Usage (kWh)	839,900	839,900	839,900	839,900	839,899	839,900
Cost Calculation						
Customer Charge. $	$21.30	$21.30	$21.30	$21.30	$21.30	$21.30
Off-Peak kWh Base Rate Charge. $	$24,256.31	$24,256.31	$24,256.31	$24,256.31	$24,256.28	$24,256.31
Intermediate kWh Base Rate Charge. $	$16,310.63	$16,310.63	$16,310.63	$16,310.59	$16,310.63	$16,310.63
On-Peak kWh Base Rate Charge. $	$22,924.57	$22,924.57	$22,924.51	$22,924.57	$22,924.57	$22,924.57
Clean Air Act Off-Peak Charge. $	$341.71	$341.71	$341.71	$341.71	$341.71	$341.71
Clean Air Act Intermediate Charge. $	$159.41	$159.41	$159.41	$159.41	$159.41	$159.41
Clean Air Act On-Peak Charge. $	$163.24	$163.24	$163.24	$163.24	$163.24	$163.24
On-Peak Demand Charge. $	$30,288.60	$30,277.95	$30,288.60	$30,288.60	$30,288.60	$30,288.60
Maximum Demand Charge. $	$19,054.80	$19,048.10	$19,054.80	$19,054.80	$19,054.80	$19,054.80
Subtotal. $ (Without Clean Air Act)	$112,856.21	$112,838.86	$112,856.16	$112,856.17	$112,856.19	$112,856.21
Subtotal. $ (With Clean Air Act)	$113,520.57	$113,503.22	$113,520.51	$113,520.53	$113,520.54	$113,520.57
Voltage Discount	($5,642.81)	($5,641.94)	($5,642.81)	($5,642.81)	($5,642.81)	($5,642.81)
Fuel Cost Adjustment	$5,878.28	$5,878.28	$5,878.27	$5,878.27	$5,878.27	$5,878.28
Subtotal (With Clean Air Act)	$113,756.03	$113,739.55	$113,755.98	$113,755.99	$113,756.00	$113,756.03
Subtotal (Without Clean Air Act)	$113,091.68	$113,075.20	$113,091.62	$113,091.64	$113,091.65	$113,091.68
DC Gross Receipts Adjustment	$4,171.06	$4,170.45	$4,171.06	$4,171.06	$4,171.06	$4,171.06
Net Current Bill	$117,927.09	$117,910.01	$117,927.03	$117,927.05	$117,927.06	$117,927.09
Incremental/Penalties	n/a	$17.09	$0.06043	$0.04515	$0.03260	$0.00000

Prepared by Entech Engineering, Inc.

Incremental Cost Check

$ Calculations on Incrementals			
Demand ($)	2,844 kW x	$17.09 /kW =	$48,595.03
Off-Peak Usage ($)	839,900 kWh	$0.033 /kW =	$27,377.08
Intermediate Usage ($	391,800 kWh	$0.045 /kW =	$17,690.66
On-Peak Usage ($)	401,200 kWh	$0.060 /kW =	$24,243.34
		Total Calculated Billing Using Incrementals	**$117,906.12**
		Actual Current Period Charges	**$117,927.09**
		Cost Variance (Actual Minus Incremental)	**$20.98**
		Percent Variance (Var/Actual)	**0.0%**

0.0
0.0
0.0

Potomac Electric Power Company, GT (Time Metered General Service) Electric Rate Analysis

Prepared by Entech Engineering, Inc.

Billing and Client Information

Client	Walter Reed Bldg. 54
Billing Year	1994
Billing Period	December
# of Billing Days	33
Enter "1" for Nov-May, 0 for Jun-Oct	1
Rates Schedule in Effect	Winter

Demand and Usage Information

Supply Voltage	13,200
Demand Measurements	
On-Peak Demand (kW)	2,844
Maximum Demand (kW)	2,844
Usage Measurements	
On-Peak Period (kWh)	401,200
Intermediate Period (kWh)	391,800
Off-Peak Period (kWh)	839,900
Registered Power Factor	100.00%

Taxes and Special Adjustments

Fuel Adjustments Rate	$0.0035999
DC Gross Receipts Adjustment	3.67%
Clean Air Act Surcharge	
Charge to On-Peak $/kWh	$0.0476769
Charge to Intermediate $/kWh	$0.0412269
Charge to Off-Peak $/kWh	$0.0314169

Potomac Electric Power Company, GT (Time Metered General Service) Electric Rate Analysis

Prepared by Entech Engineering, Inc.

Duplicated Electric Bill

Customer Charge	1 Bill @	$21.30	Per Bill =	$21.30
On-Peak Usage Charge				
Base Rate Charge	401,200 kWh @	$0.04727000	Per kWh =	$18,964.72
Clean Air Act Charge	401,200 kWh @	$0.00040688	Per kWh =	$163.24
Intermediate Usage Charge				
Base Rate Charge	391,800 kWh @	$0.04082000	Per kWh =	$15,993.28
Clean Air Act Charge	391,800 kWh @	$0.00040688	Per kWh =	$159.42
Off-Peak Usage Charge				
Base Rate Charge	839,900 kWh @	$0.03101000	Per kWh =	$26,045.30
Clean Air Act Charge	839,900 kWh @	$0.00040688	Per kWh =	$341.74
Demand Charges				
Maximum Demand Charge	2,844 kW @	$6.70	Per kW =	$19,054.80
On-Peak Demand Charge	0 kW @	$10.65	Per kW =	$0.00
Curtailment Credit	0 kW			$0.00
Curtailment Penalty	0 kW			$0.00
Voltage Discount	5.00 % x	$80,079.40	Subtotal =	($4,003.97)
Fuel Adjustment	$0.0035999 $/kWh x	1,632,900	Subtotal =	$5,878.28
DC Gross Receipts Adjust.	3.67 % x	$82,618.09	Subtotal =	$3,029.33
			CURRENT PERIOD CHARGES.	$85,647.43

Calculated Incremental

Incremental Cost Per kW	$6.60
Incremental Cost Per On-Peak kWh	$0.05071
Incremental Cost Per Intermediate kWh	$0.04435
Incremental Cost Per Off-Peak kWh	$0.03469

Calculated Billing Statistics Based on Incremental Costs

Demand Cost	$18,765.80	Energy Cost	$66,860.65
% Demand	21.9%	% Energy	78.1%
Load Factor	72.5%	Power Factor Penalty	$0.00

Current Electric Tariff (Rate HT)

	Summer	Winter
Customer Charge ($/Bill)	$21.30	$21.30
On-Peak Demand Charge ($/kW)	$10.65	$0.00
Maximum Demand Charge ($/kW)	$6.7000	$6.7000
On-Peak Usage Charge ($/kWh)	$0.057140	$0.047270
Intermediate Usage Charge ($/kWh)	$0.041630	$0.040820
Off-Peak Usage Charge ($/kWh)	$0.028880	$0.031010
Clean Air Act On-Peak Usage Charge, (Added $/kWh)	$0.000407	$0.000407
Clean Air Act Intermediate Usage Charge, (Added $/kWh)	$0.000407	$0.000407
Clean Air Act Off-Peak Usage Charge, (Added $/kWh)	$0.000407	$0.000407
Effective Power Factor (All kW)	85%	85%

Prepared by Entech Engineering, Inc.

Electric Bill Calculation

Calculation Description	Actual Billing	Demand, kW Minus 1 kW	On-Peak Usage Minus 1 kWh	Intermediate Minus 1 kWh	Off-Peak Minus 1 kWh	100% Power Factor
On-Peak Demand (kW)	2,844	2,843	2,844	2,844	2,844	2,844
Maximum Demand (kW)	2,844	2,843	2,844	2,844	2,844	2,844
On-Peak Usage (kWh)	401,200	401,200	401,199	401,200	401,200	401,200
Intermediate Usage (kWh)	391,800	391,800	391,800	391,799	391,800	391,800
Off-Peak Usage (kWh)	839,900	839,900	839,900	839,900	839,899	839,900
Total Usage (kWh)	1,632,900	1,632,900	1,632,899	1,632,899	1,632,899	1,632,900
Fuel Adjustment Rate ($/kWh)	$0.0035999	$0.0035999	$0.0035999	$0.0035999	$0.0035999	$0.0035999
DC Gross Receipts Adjustment	3.67%	3.67%	3.67%	3.67%	3.67%	3.67%
Clean Air Act Added $/kWh, On-Peak kWh	$0.0004069	$0.000407	$0.000407	$0.000407	$0.000407	$0.000407
Clean Air Act Added $/kWh, Intermediate k	$0.0004069	$0.000407	$0.000407	$0.000407	$0.000407	$0.000407
Clean Air Act Added $/kWh, Off-Peak kWh	$0.0004069	$0.000407	$0.000407	$0.000407	$0.000407	$0.000407
Registered Power Factor	100.00%	100.00%	100.00%	100.00%	100.00%	100.00%
Breakdown Calculations						
Power Factor Adjustment, 85%, On-Peak kW	0	0	0	0	0	0
Power Factor Adjustment, 85%, Maximum k	0	0	0	0	0	0
Billing On-Peak Demand (kW)	2,844	2,843	2,844	2,844	2,844	2,844
Billing Maximum Demand (kW)	2,844	2,843	2,844	2,844	2,844	2,844
On-Peak Usage (kWh)	401,200	401,200	401,199	401,200	401,200	401,200
Intermediate Usage (kWh)	391,800	391,800	391,800	391,799	391,800	391,800
Off-Peak Usage (kWh)	839,900	839,900	839,900	839,900	839,899	839,900
Cost Calculation						
Customer Charge, $	$21.30	$21.30	$21.30	$21.30	$21.30	$21.30
Off-Peak kWh Base Rate Charge, $	$26,045.30	$26,045.30	$26,045.30	$26,045.30	$26,045.27	$26,045.30
Intermediate kWh Base Rate Charge, $	$15,993.28	$15,993.28	$15,993.28	$15,993.24	$15,993.28	$15,993.28
On-Peak kWh Base Rate Charge, $	$18,964.72	$18,964.72	$18,964.68	$18,964.72	$18,964.72	$18,964.72
Clean Air Act Off-Peak Charge, $	$341.74	$341.74	$341.74	$341.74	$341.74	$341.74
Clean Air Act Intermediate Charge, $	$159.42	$159.42	$159.42	$159.42	$159.42	$159.42
Clean Air Act On-Peak Charge, $	$163.24	$163.24	$163.24	$163.24	$163.24	$163.24
On-Peak Demand Charge, $	$0.00	$0.00	$0.00	$0.00	$0.00	$0.00
Maximum Demand Charge, $	$19,054.80	$19,048.10	$19,054.80	$19,054.80	$19,054.80	$19,054.80
Subtotal, $ (Without Clean Air Act)	$80,079.40	$80,072.70	$80,079.35	$80,079.36	$80,079.37	$80,079.40
Subtotal, $ (With Clean Air Act)	$80,743.79	$80,737.09	$80,743.74	$80,743.75	$80,743.76	$80,743.79
Voltage Discount	($4,003.97)	($4,003.63)	($4,003.97)	($4,003.97)	($4,003.97)	($4,003.97)
Fuel Cost Adjustment	$5,878.28	$5,878.28	$5,878.27	$5,878.27	$5,878.27	$5,878.28
Subtotal (With Clean Air Act)	$82,618.09	$82,611.73	$82,618.05	$82,618.05	$82,618.06	$82,618.09
Subtotal (Without Clean Air Act)	$81,953.70	$81,947.34	$81,953.66	$81,953.66	$81,953.67	$81,953.70
DC Gross Receipts Adjustment	$3,029.33	$3,029.10	$3,029.33	$3,029.33	$3,029.33	$3,029.33
Net Current Bill	$85,647.43	$85,640.83	$85,647.38	$85,647.38	$85,647.39	$85,647.43
Incremental/Penalties	n/a	$6.60	$0.05071	$0.04435	$0.03469	$0.00000

Prepared by Entech Engineering, Inc.

Incremental Cost Check

$ Calculations on Incrementals			
Demand ($)	2,844 kW x	$6.60 /kW =	$18,765.80
Off-Peak Usage ($)	839,900 kWh	$0.035 /kW =	$29,138.96
Intermediate Usage ($	391,800 kWh	$0.044 /kW =	$17,378.13
On-Peak Usage ($)	401,200 kWh	$0.051 /kW =	$20,343.55
		Total Calculated Billing Using Incrementals	**$85,626.45**
		Actual Current Period Charges	**$85,647.43**
		Cost Variance (Actual Minus Incremental)	**$20.98**
		Percent Variance (Var/Actual)	**0.0%**

0.0
0.0
0.0

pepco

Potomac Electric Power Company
P.O. Box 2812 Washington, DC 20067-2812
Telephone (202) 833-7500

(Pepco's Taxpayer Identification No. 53-0127880)

AMOUNT PAID
643238

59

TYPE OF BILL: Actual Reading — Reminder Notice
Summer Rates In Effect

SERVICE ADDRESS: WALTER REED HOSPITAL

H
01 WALTER REED ARMY MED CTR
ATT: HSHLL DPW/BUDGET
ROOM C 028 BUILDING 1
WASHINGTON DC 20307-5001

Due Oct 26, 19941192887.23
Due After Oct 261207543.89

Payment may be made payable to **pepco**

PLEASE WRITE THE ACCOUNT NO. ON YOUR REMITTANCE ▶

802511160180545557351207543891026941192887230000251116018

PLEASE DETACH HERE AND RETURN THIS PART WITH YOUR PAYMENT

▶ 0251116018 01

SERVICE ADDRESS: WALTER REED HOSPITAL

TYPE OF BILL: Actual Reading
Summer Rates In Effect
SERVICE PERIOD: Aug 24 to Sep 26 1994 33 DAYS

METER NO. LAST DIGITS	MULTI-PLIER	METER READING PREVIOUS	METER READING PRESENT	KWH USED KW DEMAND*	DESCRIPTION	AMOUNT
R919	1000	3209	6125	2916000	Kilowatt Hour Meter	
R921	1000	6250	9380	3130000	Kilowatt Hour Meter	
R920	1000	704	3790	3086000	Kilowatt Hour Meter	
D 11	1000	39616	44310	4694000	Off-Pk $.029286/KWH	137472.60
D 08	1000	19014	21174	2160000	Interm $.042036/KWH	90799.66
D 05	1000	19929	22186	2257000	On-Pk $.057556/KWH	129904.60
		Total KWH Billed		9111000	Non-Residential-GT 3A	
		*Maximum Demand		15270.0	Distribution Charge	102309.00
		*On-Peak Demand		15220.0	Production & Transm	162093.00
		*Curtailment Demand		0.0	Curtailment Credit-CS	.00
		*Curtailment Demand		0.0	Curtailment Penalty-CS	.00

Discount	30943.59CR
Fuel Cost Adjustment at $.00359990 per KWH	32798.68
DC Gross Receipts Adjustment	22895.93
NET CURRENT BILL	647329.88
Prior Bill Amount	1240221.39
Payments Through Oct 5	690726.54CR
TOTAL BALANCE FORWARD	545557.35
Conservation Rebate	3937.50CR

PLEASE PAY THE AMOUNT NOW DUE 1192887.23

After Oct 26, 1994, a Late Payment Charge of $14656.66 will be added, increasing the amount due to $1207543.89.

Just a reminder that a past due amount remained on your account at the time we prepared your bill.

The scheduled meter read date for your next bill is Oct 25, 1994.

SEE REVERSE SIDE FOR IMPORTANT INFORMATION *IF APPLICABLE

pepco

Potomac Electric Power Company
P.O. Box 2812 Washington, DC 20067-2812
Telephone (202) 833-7500

(Pepco's Taxpayer Identification No. 53-0127880)

AMOUNT PA
297225.

TYPE OF BILL Actual Reading — Winter Rates In Effect

SERVICE ADDRESS WALTER REED HOSPITAL

H
20
WALTER REED ARMY MED CTR
FACILITIES ENGR DIV
GA AVE & BUTTERNUT ST NW
WASHINGTON DC 20012

Due Feb 19, 1992	297225.2
Late Payment Charge	2972.2
Due After Feb 19	300197.4

Payment may be made payable to pepco

PLEASE WRITE THE ACCOUNT NO. ON YOUR REMITTANCE ▶ ACCOUNT NO.

70251116018000000000030019747021992029722522000251116018

PLEASE DETACH HERE AND RETURN THIS PART WITH YOUR PAYMENT

ACCOUNT NO. ▶ 0251116018 20

METER NO. LAST DIGITS	MULTI-PLIER	METER READING PREVIOUS	METER READING PRESENT	KWH USED KW DEMAND*	DESCRIPTION	AMOUNT
R919	1000	2095	4504	2409000	Kilowatt Hour Meter	
R921	1000	384	2562	2178000	Kilowatt Hour Meter	
R920	1000	8756	1225	2469000	Kilowatt Hour Meter	
				3879710	Off-Pk $.028329/KWH	109912.1
				1612750	Int-Pk $.037260/KWH	60091.0
				1641393	On-Pk $.043191/KWH	70894.7
	Total KWH Billed			7133853	Non-Residential-GT 3A	
	*Maximum Demand			11917.1	Distribution Charge	72098.4
	*On-Peak Demand			11737.1	Production & Transm	.0
	*Curtailment Demand			0.0	Curtailment Credit-CS	.0
	*Curtailment Demand			0.0	Curtailment Penalty-CS	.0
					Discount	15649.8
					Fuel Cost Adjustment at $.00135670- per KWH	9678.5
					DC Gross Receipts Adjustment	9557.0
					NET CURRENT BILL	297225.2
					Prior Bill Amount	335792.0
					Payments Through Jan 29	335792.0
					PLEASE PAY THE AMOUNT NOW DUE	297225.2

After Feb 19, 1992, a Late Payment Charge of $2972.25 will be added, increasing the amount due to $300197.47.

We appreciate the prompt manner in which you pay your bill - THANK YOU!

You may have noticed that PEPCO's bill format looks different. See Lines Plus for an explanation on how your bill has changed

SEE REVERSE SIDE FOR IMPORTANT INFORMATION *IF APPLICABLE

pepco

Potomac Electric Power Company
P.O. Box 2812 Washington, DC 20067-2812
Telephone (202) 833-7500

(Pepco's Taxpayer Identification No 53-0127880)

AMOUNT PAID

12284

TYPE OF BILL Actual Reading — Winter Rates In Effect

SERVICE ADDRESS WALTER REED HOSPITAL

H
20

WALTER REED ARMY MED CTR
FACILITIES ENGR DIV
GA AVE & BUTTERNUT ST NW
WASHINGTON DC 20012

Due Mar 19, 1992	303330.74
Late Payment Charge	3033.31
Due After Mar 19	306364.05

Payment may be made payable to pepco

PLEASE WRITE THE ACCOUNT NO. ON YOUR REMITTANCE ▶ ACCOUNT NO.

10251116018000000000030636405031992030333074000025111601 8

PLEASE DETACH HERE AND RETURN THIS PART WITH YOUR PAYMENT

ACCOUNT NO. ▶ 0251116018 20

TYPE OF BILL: Actual Reading — Winter Rates In Effect

SERVICE ADDRESS: WALTER REED HOSPITAL

SERVICE PERIOD: Jan 27 to Feb 26 1992 30 D

METER NO. LAST DIGITS	MULTI-PLIER	METER READING PREVIOUS	METER READING PRESENT	KWH USED KW DEMAND*	DESCRIPTION	AMOUNT
R919	1000	4504	6606	2102000	Kilowatt Hour Meter	
R921	1000	2562	4676	2114000	Kilowatt Hour Meter	
R920	1000	1225	3888	2663000	Kilowatt Hour Meter	
				3418568	Off-Pk $.028329/KWH	96848.03
				1720973	Int-Pk $.037259/KWH	64123.45
				1800477	On-Pk $.043190/KWH	77764.00
			Total KWH Billed	6940018	Non-Residential-GT 3A	
			*Maximum Demand	12211.6	Distribution Charge	73880.18
			*On-Peak Demand	12211.6	Production & Transm	.00
			*Curtailment Demand	0.0	Curtailment Credit-CS	.00
			*Curtailment Demand	0.0	Curtailment Penalty-CS	.00
					Discount	15630.78C
					Fuel Cost Adjustment at $.00049100- per KWH	3407.55C
					DC Gross Receipts Adjustment	9753.41
					NET CURRENT BILL	303330.74
					Prior Bill Amount	297225.22
					Payments Through Feb 27	297225.22C
					PLEASE PAY THE AMOUNT NOW DUE	303330.74

After Mar 19, 1992, a Late Payment Charge of $3033.31 will be added, increasing the amount due to $306364.05.

Practicing energy conservation today means saving money and energy without sacrificing comfort and convenience. For energy-saving tips or descriptions of the wide array of Powerwatchers options available to you, call us at (202) 833-7500.

Period	Days	KWH-Used	Avg KWH per Day	% Change
Feb 91	31	6959965	224515.0	
Feb 92	30	6940018	231333.9	3.0

SEE REVERSE SIDE FOR IMPORTANT INFORMATION *IF APPLICABLE

Potomac Electric Power Company

pepco

Potomac Electric Power Company

P.O. Box 2812 Washington, DC 20067-2812
Telephone (202) 833-7500

Pepco's Taxpayer Identification No. 53-0127880

AMOUNT PAID

12262

TYPE OF BILL: Actual Reading — Winter Rates In Effect

SERVICE ADDRESS: WALTER REED HOSPITAL

H --- WALTER REED ARMY MED CTR
20 FACILITIES ENGR DIV
--- GA AVE & BUTTERNUT ST NW
WASHINGTON DC 20012

Due Apr 20, 1992	294307.48
Late Payment Charge	2943.07
Due After Apr 20	297250.55

Payment may be made payable to pepco

PLEASE WRITE THE ACCOUNT NO. ON YOUR REMITTANCE ▶

702511160180000000000297250550420920294307480000251116018

PLEASE DETACH HERE AND RETURN THIS PART WITH YOUR PAYMENT

▶ 0251116018 20

SERVICE ADDRESS: WALTER REED HOSPITAL

METER NO. LAST DIGITS	MULTI-PLIER	METER READING PREVIOUS	METER READING PRESENT	KWH USED KW DEMAND*	DESCRIPTION	AMOUNT
R919	1000	6606	8783	2177000	Kilowatt Hour Meter	
R921	1000	4676	6874	2198000	Kilowatt Hour Meter	
R920	1000	3888	6066	2178000	Kilowatt Hour Meter	
				3140660	Off-Pk $.028330/KWH	88974.90
				1697932	Int-Pk $.037260/KWH	63264.95
				1772554	On-Pk $.043190/KWH	76558.28
Total KWH Billed				6611146	Non-Residential-GT 3A	
*Maximum Demand				12440.7	Distribution Charge	75266.24
*On-Peak Demand				12440.7	Production & Transm	.00
*Curtailment Demand				0.0	Curtailment Credit-CS	.00
*Curtailment Demand				0.0	Curtailment Penalty-CS	.00

Discount	15203.22CR
Fuel Cost Adjustment at $.00060760- per KWH	4016.93CR
DC Gross Receipts Adjustment	9463.26
NET CURRENT BILL	294307.48
Prior Bill Amount	303330.74
Payments Through Mar 30	303330.74CR
PLEASE PAY THE AMOUNT NOW DUE	294307.48

After Apr 20, 1992, a Late Payment Charge of $2943.07 will be added, increasing the amount due to $297250.55.

PEPCO wants to help you shed some light on energy efficiency through use of compact fluorescent and halogen light bulbs. See this month's issue of Lines for information. Later this month, PEPCO will begin mailing coupons to every residential customer for up to 75 percent off the purchase price of these energy-efficient bulbs. Be sure to watch for them.

Period	Days	KWH-Used	Avg KWH per Day	% Change
Mar 91	29	6756522	232983.5	
Mar 92	29	6611146	227970.6	2.2-

SEE REVERSE SIDE FOR IMPORTANT INFORMATION *IF APPLICABLE

Potomac Electric Power Company

pepco

Potomac Electric Power Company
P.O. Box 2812 Washington, DC 20067-2812
Telephone (202) 833-7500
Pepco's Taxpayer Identification No. 53-0127880)

AMOUNT PAID

12070

TYPE OF BILL: Actual Reading — Winter Rates In Effect

SERVICE ADDRESS: WALTER REED HOSPITAL

H
20

WALTER REED ARMY MED CTR
FACILITIES ENGR DIV
GA AVE & BUTTERNUT ST NW
WASHINGTON DC 20012

Due May 19, 1992	304467.41
Late Payment Charge	3044.67
Due After May 19	307512.08

Payment may be made payable to **pepco**

PLEASE WRITE THE ACCOUNT NO. ON YOUR REMITTANCE ▶

3025111601800000000003075120805199203044674100002511160 18

PLEASE DETACH HERE AND RETURN THIS PART WITH YOUR PAYMENT

▶ 0251116018 20 Actual Reading Winter Rates In Effect

SERVICE ADDRESS: WALTER REED HOSPITAL — Mar 26 to Apr 28 1992 29 DA

METER NO. LAST DIGITS	MULTI-PLIER	METER READING PREVIOUS	METER READING PRESENT	KWH USED KW DEMAND*	DESCRIPTION	AMOUNT
R919	1000	8783	1061	2278000	Kilowatt Hour Meter	
R921	1000	6874	9174	2300000	Kilowatt Hour Meter	
R920	1000	6066	8343	2277000	Kilowatt Hour Meter	
				3276504	Off-Pk $.028330/KWH	92823.36
				1783725	Interm $.037259/KWH	66461.59
				1853622	On-Pk $.043190/KWH	80058.80
		Total KWH Billed		6913851	Non-Residential-GT 3A	
		*Maximum Demand		13451.2	Distribution Charge	81379.76
		*On-Peak Demand		13451.2	Production & Transm	.00
		*Curtailment Demand		0.0	Curtailment Credit-CS	.00
		*Curtailment Demand		0.0	Curtailment Penalty-CS	.00
					Discount	16036.18C
					Fuel Cost Adjustment at $.00144780- per KWH	10009.87C
					DC Gross Receipts Adjustment	9789.95
					NET CURRENT BILL	304467.41
					Prior Bill Amount	294307.48
					Payments Through Apr 28	294307.48C
					PLEASE PAY THE AMOUNT NOW DUE	304467.41

After May 19, 1992, a Late Payment Charge of $3044.67 will be added, increasing the amount due to $307512.08.

PEPCO's Kilowatchers Club is a great way to save money and conserve energy. If you're not a member, see this month's issue of Lines for details on how to take advantage of this Powerwatchers opportunity, or call (202) 833-7500 for information. Current members need not reapply.

Period	Days	KWH-Used	Avg KWH per Day	% Change
Apr 91	30	7018928	233964.3	
Apr 92	29	6913851	238408.7	1.9

SEE REVERSE SIDE FOR IMPORTANT INFORMATION *IF APPLICABLE

Potomac Electric Power Company

pepco

Potomac Electric Power Company
P.O. Box 2812 Washington, DC 20067-2812
Telephone (202) 833-7500

Pepco's Taxpayer Identification No. 53-0127880

AMOUNT PAID

12113

TYPE OF BILL: Actual Reading — Winter Rates In Effect

SERVICE ADDRESS: WALTER REED HOSPITAL

H
20

WALTER REED ARMY MED CTR
FACILITIES ENGR DIV
GA AVE & BUTTERNUT ST NW
WASHINGTON DC 20012

Due Jun 18, 1992	356452.27
Late Payment Charge	3564.52
Due After Jun 18	360016.79

Payment may be made payable to pepco

PLEASE WRITE THE ACCOUNT NO. ON YOUR REMITTANCE ▶

5025111601800000000003600167906189203564522700002511116018

PLEASE DETACH HERE AND RETURN THIS PART WITH YOUR PAYMENT

▶ 0251116018 20

TYPE OF BILL: Actual Reading — Winter Rates In Effect

SERVICE ADDRESS: WALTER REED HOSPITAL

SERVICE PERIOD: Apr 24 to May 26 1992 32

METER NO. LAST DIGITS	MULTI-PLIER	METER READING PREVIOUS	METER READING PRESENT	KWH USED KW DEMAND*	DESCRIPTION	AMOUNT
R919	1000	1061	3703	2642000	Kilowatt Hour Meter	
R921	1000	9174	1817	2643000	Kilowatt Hour Meter	
R920	1000	8343	953	2610000	Kilowatt Hour Meter	
				4131590	Off-Pk $.028329/KWH	117047.94
				1850631	Interm $.037259/KWH	68954.51
				1980713	On-Pk $.043189/KWH	85546.59
			Total KWH Billed	7962934	Non-Residential-GT 3A	
			*Maximum Demand	14318.5	Distribution Charge	86626.93
			*On-Peak Demand	14318.5	Production & Transm	.00
			*Curtailment Demand	0.0	Curtailment Credit-CS	.00
			*Curtailment Demand	0.0	Curtailment Penalty-CS	.00
					Discount	17908.80
					Fuel Cost Adjustment at $.00059320 per KWH	4723.61
					DC Gross Receipts Adjustment	11461.49
					NET CURRENT BILL	356452.27
					Prior Bill Amount	304467.41
					Payments Through May 28	304467.41
					PLEASE PAY THE AMOUNT NOW DUE	356452.27

After Jun 18, 1992, a Late Payment Charge of $3564.52 will be added, increasing the amount due to $360016.79.

Please note that summer billing rates will be applied to your next bill, and will be in effect through your October bill. So the electricity you use after the service period shown above will be priced on summer rates. Rates are higher in the summer because it costs more to meet the higher demand for electricity created by heavy air conditioner use. The situation is just the opposite in the winter billing months (November-May) when demand for electricity diminishes, and rates are lower.

SEE REVERSE SIDE FOR IMPORTANT INFORMATION

*IF APPLICABLE

pepco

Potomac Electric Power Company
P.O. Box 2812 Washington, DC 20067-2812
Telephone (202) 833-7500

Pepco's Taxpayer Identification No. 53-0127880

AMOUNT PAID

12084

TYPE OF BILL: Actual Reading — Summer Rates In Effect

SERVICE ADDRESS: WALTER REED HOSPITAL

H
20

WALTER REED ARMY MED CTR
FACILITIES ENGR DIV
GA AVE & BUTTERNUT ST NW
WASHINGTON DC 20012

Due Jul 20, 1992	506532.26
Late Payment Charge	5065.32
Due After Jul 20	511597.58

Payment may be made payable to **pepco**

PLEASE WRITE THE ACCOUNT NO. ON YOUR REMITTANCE ▶

00251116018000000000051159758072092050653226000025111601 8

PLEASE DETACH HERE AND RETURN THIS PART WITH YOUR PAYMENT

▶ 0251116018 | 20

TYPE OF BILL: Actual Reading — Summer Rates In Effect

[redacted] WALTER REED HOSPITAL

SERVICE PERIOD: May 26 to Jun [redacted] 29

METER NO. LAST DIGITS	MULTI-PLIER	METER READING PREVIOUS	METER READING PRESENT	KWH USED KW DEMAND*	DESCRIPTION	AMOUNT
R919	1000	3703	6234	2531000	Kilowatt Hour Meter	
R921	1000	1817	4410	2593000	Kilowatt Hour Meter	
R920	1000	953	3495	2542000	Kilowatt Hour Meter	
				3713292	Off-Pk $.026379/KWH	97956.64
				1950403	Interm $.038019/KWH	74154.32
				2061874	On-Pk $.052199/KWH	107628.60
			Total KWH Billed	7725569	Non-Residential-GT 3A	
			*Maximum Demand	15177.6	Distribution Charge	91824.48
			*On-Peak Demand	15177.6	Production & Transm	147222.72
			*Curtailment Demand	1177.6	Curtailment Credit-CS	9767.84C
			*Curtailment Demand	0.0	Curtailment Penalty-CS	.00
					Discount	25939.35C
					Fuel Cost Adjustment at $.00092750 per KWH	7165.47
					DC Gross Receipts Adjustment	16287.22
					NET CURRENT BILL	506532.26
					Prior Bill Amount	356452.27
					Payments Through Jun 26	356452.27C
					PLEASE PAY THE AMOUNT NOW DUE	506532.26

After Jul 20, 1992, a Late Payment Charge of $5065.32 will be added, increasing the amount due to $511597.58.

Received 2 Jul 92

Thank you for the prompt manner in which you pay your bill.

See the June issue of LINES to learn if you qualify for Pepco's Time-Of-Use rates, or call TOU Services at (202) 331-6248 *** To schedule a free presentation on energy-related topics for your organization, call Pepco's Speakers Bureau at (202) 872-2336.

Period	Days	KWH-Used	Avg KWH per Day	% Change
Jun 91	32	9289826	290307.1	
Jun 92	29	7725569	266398.9	8.2-

SEE REVERSE SIDE FOR IMPORTANT INFORMATION

*IF APPLICABLE

pepco

12349

Potomac Electric Power Company
P.O. Box 2812 Washington, DC 20067-2812
Telephone (202) 833-7500

Pepco's Taxpayer Identification No. 53-0127880

AMOUNT PAID

TYPE OF BILL Actual Reading — Summer Rates In Effect

SERVICE ADDRESS WALTER REED HOSPITAL

H
20---

WALTER REED ARMY MED CTR
FACILITIES ENGR DIV
GA AVE & BUTTERNUT ST NW
WASHINGTON DC 20012

Due Aug 18, 1992 598269.47
Due After Aug 18 604252.16

Payment may be made payable to pepco

PLEASE WRITE THE ACCOUNT NO. ON YOUR REMITTANCE ▶

7025111601800000000006042521608189205982694700025111601 8

PLEASE DETACH HERE AND RETURN THIS PART WITH YOUR PAYMENT

ACCOUNT NO. ▶ 0251116018 20

TYPE OF BILL Actual Reading — Summer Rates In Effect

SERVICE ADDRESS WALTER REED HOSPITAL

SERVICE PERIOD Jun 24 to Jul 24 1992 30

METER NO. LAST DIGITS	MULTI-PLIER	METER READING PREVIOUS	METER READING PRESENT	KWH USED KW DEMAND*	DESCRIPTION	AMOUNT
R919	1000	6234	9230	2996000	Kilowatt Hour Meter	
R921	1000	4410	7624	3214000	Kilowatt Hour Meter	
R920	1000	3495	6408	2913000	Kilowatt Hour Meter	
				4486947	Off-Pk $.027422/KWH	123044.05
				2272436	Interm $.039521/KWH	89810.45
				2410799	On-Pk $.054255/KWH	130798.80
		Total KWH Billed		9170182	Non-Residential-GT 3A	
		*Maximum Demand		16642.2	Distribution Charge	104929.07
		*On-Peak Demand		16642.2	Production & Transm	168030.74
		*Curtailment Demand		2642.2	Curtailment Credit-CS	21916.26
		*Curtailment Demand		0.0	Curtailment Penalty-CS	.00
					Discount	30830.64
					Avg. Fuel Cost Adjustment at $.00165390 per KWH	15166.31
					DC Gross Receipts Adjustment	19236.95
					NET CURRENT BILL	598269.47
					Prior Bill Amount	506532.26
					Payments Through Jul 28	506532.26
					PLEASE PAY THE AMOUNT NOW DUE	598269.47

After Aug 18, 1992, a Late Payment Charge of $5982.69 will be added, increasing the amount due to $604252.16.

In the market for a new home? Look for a Pepco Energy Saver Home..."Energy Efficiency With All the Comforts of Home.(sm)" See details in LINES.

SEE REVERSE SIDE FOR IMPORTANT INFORMATION *IF APPLICABLE

Potomac Electric Power Company

Potomac Electric Power Company

pepco

12276

Actual Reading — Summer Rates In Effect

SERVICE ADDRESS WALTER REED HOSPITAL

H WALTER REED ARMY MED CTR
20 FACILITIES ENGR DIV
--- GA AVE & BUTTERNUT ST NW
WASHINGTON DC 20012

Due Sep 16, 1992 610857.59
Due After Sep 16 616966.17

Payment may be made payable to pepco

902511160180000000000616966170916920610857590000251116018

PLEASE DETACH HERE AND RETURN THIS PART WITH YOUR PAYMENT

▶ 0251116018 | 20

SERVICE ADDRESS WALTER REED HOSPITAL

TYPE OF BILL Actual Reading
Summer Rates In Effect
SERVICE PERIOD Jul 24 to Aug 24 1992 31 DAYS

READING STATIONS	MULTIPLIER	METER READINGS PREVIOUS	METER READINGS PRESENT	KWH USED KW DEMAND	DESCRIPTION	AMOUNT
R919	1000	9230	2230	3000000	Kilowatt Hour Meter	
R921	1000	7624	832	3208000	Kilowatt Hour Meter	
R920	1000	6408	9323	2915000	Kilowatt Hour Meter	
				4680789	Off-Pk $.028220/KWH	132091.87
				2191193	Interm $.040670/KWH	89115.82
				2326300	On-Pk $.055828/KWH	129874.87
			Total KWH Billed	9198282	Non-Residential-GT 3A	
			*Maximum Demand	16486.7	Distribution Charge	107163.55
			*On-Peak Demand	16486.7	Production & Transm	171461.68
			*Curtailment Demand	2486.7	Curtailment Credit-CS	20626.43CR
			*Curtailment Demand	0.0	Curtailment Penalty-CS	.00
					Discount	31485.39CR
					Fuel Cost Adjustment at $.00148070 per KWH	13619.89
					DC Gross Receipts Adjustment	19641.73
					NET CURRENT BILL	610857.59
					Prior Bill Amount	598269.47
					Payments Through Aug 26	598269.47CR
					PLEASE PAY THE AMOUNT NOW DUE	610857.59

After Sep 16, 1992, a Late Payment Charge of $6108.58 will be added, increasing the amount due to $616966.17.

Are you thinking about buying a new air conditioner or heat pump? Pepco offers rebates on qualifying high efficiency units. For more details, call Pepco's Residential Energy Services at (202)872-2465.

pepco

Potomac Electric Power Company
P.O. Box 2812 Washington, DC 20067-2812
Telephone (202) 833-7500

Pepco's Taxpayer Identification No. 53-0127880

AMOUNT PAID

TYPE OF BILL: Actual Reading — Summer Rates In Effect

SERVICE ADDRESS: WALTER REED HOSPITAL

H
20

WALTER REED ARMY MED CTR
FACILITIES ENGR DIV
GA AVE & BUTTERNUT ST NW
WASHINGTON DC 20012

Due Oct 19, 1992 607174.88
Due After Oct 19 613246.63

Payment may be made payable to pepco

PLEASE WRITE THE ACCOUNT NO. ON YOUR REMITTANCE ▶

902511160180000000000613246631019920607174880000251116018

PLEASE DETACH HERE AND RETURN THIS PART WITH YOUR PAYMENT

▶ 0251116018 20 Actual Reading Summer Rates In Effect

WALTER REED HOSPITAL SERVICE PERIODS Aug 24 to Sep 23 1992 30 D.

METER NO. LAST DIGITS	MULTIPLIER	METER READING PREVIOUS	METER READING PRESENT	KWH USED KW DEMAND*	DESCRIPTION	AMOUNT
R919	1000	2230	5127	2897000	Kilowatt Hour Meter	
R921	1000	832	3924	3092000	Kilowatt Hour Meter	
R920	1000	9323	2136	2813000	Kilowatt Hour Meter	
				4265178	Off-Pk $.028219/KWH	120363.32
				2239759	Interm $.040670/KWH	91091.00
				2373338	On-Pk $.055828/KWH	132500.53
		Total KWH Billed		8878275	Non-Residential-GT 3A	
		*Maximum Demand		16372.2	Distribution Charge	106419.30
		*On-Peak Demand		16372.2	Production & Transm	170270.88
		*Curtailment Demand		0.0	Curtailment Credit-CS	.00
		*Curtailment Demand		0.0	Curtailment Penalty-CS	.00
					Discount	31032.25C
					Fuel Cost Adjustment at $.00022090- per KWH	1961.21C
					DC Gross Receipts Adjustment	19523.31
					NET CURRENT BILL	607174.88
					Prior Bill Amount	610857.59
					Payments Through Sep 25	610857.59C
					PLEASE PAY THE AMOUNT NOW DUE	607174.88

After Oct 19, 1992, a Late Payment Charge of $6071.75 will be added, increasing the amount due to $613246.63.

Don't forget, summer rates are in effect June through October. Please use energy wisely.

Residential and commercial customers can save money, save energy with Pepco's Powerwatchers programs. Call 202/833-7500 for information.

ADMIN OFFICE, DEH

30 SEP 1992

SEE REVERSE SIDE FOR IMPORTANT INFORMATION *IF APPLICABLE

Potomac Electric Power Company P.O. Box 2812 Washington, DC 20067-2812 Telephone (202) 833-7500

pepco

Potomac Electric Power Company
P.O. Box 2812 Washington, DC 20067-2812
Telephone (202) 833-7500

(Pepco's Taxpayer Identification No. 53-0127880)

AMOUNT PAID

TYPE OF BILL: Actual Reading — Summer Rates In Effect

SERVICE ADDRESS: WALTER REED HOSPITAL

H --- WALTER REED ARMY MED CTR
20 FACILITIES ENGR DIV
--- GA AVE & BUTTERNUT ST NW
WASHINGTON DC 20012

Due Nov 16, 1992 464702.99
Due After Nov 16 469350.02

Payment may be made payable to pepco

PLEASE WRITE THE ACCOUNT NO. ON YOUR REMITTANCE ▶ ACCOUNT NO.

1025111601800000000046935002111692046470299000[redacted]

PLEASE DETACH HERE AND RETURN THIS PART WITH YOUR PAYMENT

ACCOUNT NO. ▶ [redacted] 20

METER NO LAST DIGITS	MULTIPLIER	METER READING PREVIOUS	METER READING PRESENT	KWH USED KW DEMAND*	DESCRIPTION	AMOUNT
R919	1000	5127	7418	2291000	Kilowatt Hour Meter	
R921	1000	3924	6352	2428000	Kilowatt Hour Meter	
R920	1000	2136	4361	2225000	Kilowatt Hour Meter	
				3524776	Off-Pk $.028220/KWH	99469.18
				1695924	Interm $.040670/KWH	68973.23
				1785615	On-Pk $.055831/KWH	99693.83
		Total KWH Billed		7006315	Non-Residential-GT 3A	
		*Maximum Demand		13271.2	Distribution Charge	86262.80
		*On-Peak Demand		13271.2	Production & Transm	138020.48
		*Curtailment Demand		0.0	Curtailment Credit-CS	.00
		*Curtailment Demand		0.0	Curtailment Penalty-CS	.00
					Discount	24620.98C
					Avg. Fuel Cost Adjustment at $.00257450- per KWH	18037.77C
					DC Gross Receipts Adjustment	14942.22
					NET CURRENT BILL	464702.99
					Prior Bill Amount	607174.88
					Payments Through Oct 26	607174.88C
					PLEASE PAY THE AMOUNT NOW DUE	464702.99

After Nov 16, 1992, a Late Payment Charge of $4647.03 will be added, increasing the amount due to $469350.02.

Pepco's new Custom Rebate Program offers commercial customers cash rebates for improvements in energy efficiency to any existing electrical equipment. If you're replacing worn equipment, remodeling or looking to lower overhead, call Pepco at 202/872-4630 for additional information about this comprehensive program.

ADMIN OFFICE, DEH 29 OCT 1992

SEE REVERSE SIDE FOR IMPORTANT INFORMATION *IF APPLICABLE

pepco

Potomac Electric Power Company
P.O. Box 2812 Washington, DC 20067-2812
Telephone (202) 833-7500

Pepco's Taxpayer Identification No. 53-0127880

AMOUNT PAID

12202

TYPE OF BILL: Actual Reading

Winter Rates In Effect DEC 1992

SERVICE ADDRESS: WALTER REED HOSPITAL

H
20

WALTER REED ARMY MED CTR
FACILITIES ENGR DIV
GA AVE & BUTTERNUT ST NW
WASHINGTON DC 20012

Due Dec 15, 1992 308267.88
Due After Dec 15 311350.56

Payment may be made payable to pepco

PLEASE WRITE THE ACCOUNT NO. ON YOUR REMITTANCE ▶ ACCOUNT NO.

7025111601800000000003113505612159203082678800002511160l8

PLEASE DETACH HERE AND RETURN THIS PART WITH YOUR PAYMENT

ACCOUNT NO. ▶ 0251116018 | 20

TYPE OF BILL: Actual Reading
Winter Rates In Effect

SERVICE ADDRESS: WALTER REED HOSPITAL

SERVICE PERIOD: Oct 22 to Nov 20 1992 29 DA

METER NO. LAST DIGITS	MULTI-PLIER	METER READING PREVIOUS	METER READING PRESENT	KWH USED KW DEMAND*	DESCRIPTION	AMOUNT
R919	1000	7418	9690	2272000	Kilowatt Hour Meter	
R921	1000	6352	8690	2338000	Kilowatt Hour Meter	
R920	1000	4361	6613	2252000	Kilowatt Hour Meter	
				3441647	Off-Pk $.030320/KWH	104350.74
				1700626	Interm $.039900/KWH	67854.98
				1780311	On-Pk $.046201/KWH	82253.37
		Total KWH Billed		6922584	Non-Residential-GT 3A	
		*Maximum Demand		12571.6	Distribution Charge	81715.40
		*On-Peak Demand		12571.6	Production & Transm	.00
		*Curtailment Demand		0.0	Curtailment Credit-CS	.00
		*Curtailment Demand		0.0	Curtailment Penalty-CS	.00

Discount	16808.73C
Fuel Cost Adjustment at $.00303500- per KWH	21010.04C
DC Gross Receipts Adjustment	9912.16
NET CURRENT BILL	308267.88
Prior Bill Amount	464702.99
Payments Through Nov 24	464702.99C
PLEASE PAY THE AMOUNT NOW DUE	308267.88

After Dec 15, 1992, a Late Payment Charge of $3082.68 will be added, increasing the amount due to $311350.56.

Pepco has filed its Productivity Improvement Plan for 1992 with the D.C. Public Service Commission. The plan sets forth cost-effective productivity improvement goals for Pepco. For more information or to obtain a copy, call 202/833-7500, or visit the Pepco Customer Service Center at 1900 Pennsylvania Ave., N.W. Hours are 8:30 a.m. to 5:15 p.m.

pepco

Potomac Electric Power Company
P.O. Box 2812 Washington, DC 20067-2812
Telephone (202) 833-7500

(Pepco's Taxpayer Identification No. 53-0127880)

AMOUNT PAID

TYPE OF BILL: Actual Reading — Winter Rates In Effect

SERVICE ADDRESS: WALTER REED HOSPITAL

RECEIVED JAN 04 1993 ADMIN OFFICE DEL

H
20

WALTER REED ARMY MED CTR
FACILITIES ENGR DIV
GA AVE & BUTTERNUT ST NW
WASHINGTON DC 20012

Due Jan 19, 1993 319814.57
Due After Jan 19 323012.72

Payment may be made payable to pepco

PLEASE WRITE THE ACCOUNT NO. ON YOUR REMITTANCE ▶ ACCOUNT NO.

10251116018000000000323012720119930319814570000 [redacted]

PLEASE DETACH HERE AND RETURN THIS PART WITH YOUR PAYMENT

ACCOUNT NO. ▶ 0251116018 20

METER NO LAST DIGITS	MULTI-PLIER	METER READING PREVIOUS	METER READING PRESENT	KWH USED KW DEMAND*	DESCRIPTION	AMOUNT
R919	1000	9690	2102	2412000	Kilowatt Hour Meter	
R921	1000	8690	1338	2648000	Kilowatt Hour Meter	
R920	1000	6613	9107	2494000	Kilowatt Hour Meter	
				3945481	Off-Pk $.030319/KWH	119626.98
				1804593	Interm $.039899/KWH	72003.26
				1873365	On-Pk $.046201/KWH	86551.53
		Total KWH Billed		7623439	Non-Residential-GT 3A	
		*Maximum Demand		13156.7	Distribution Charge	85518.55
		*On-Peak Demand		12506.2	Production & Transm	.00
		*Curtailment Demand		0.0	Curtailment Credit-CS	.00
		*Curtailment Demand		0.0	Curtailment Penalty-CS	.00
					Discount	18185.02C
					Fuel Cost Adjustment at $.00472020- per KWH	35984.16C
					DC Gross Receipts Adjustment	10283.43
					NET CURRENT BILL	319814.57
					Prior Bill Amount	308267.88
					Payments Through Dec 29	308267.88C
					PLEASE PAY THE AMOUNT NOW DUE	319814.57

After Jan 19, 1993, a Late Payment Charge of $3198.15 will be added, increasing the amount due to $323012.72.

The D.C. Energy Office offers the Low-Income Home Energy Assistance Program (LIHEAP) and the Complementary Energy Assistance Program (CEAP) to help qualified customers with their electric bills. Call the D.C. Energy Office at (202) 724-2100.
**** Pepco has filed its 1992 Productivity Improvement Plan with the D.C. Public Service Commission. For more information or to obtain a copy, call 202/833-7500, or visit our Customer Service Center at 1900 Pennsylvania Avenue, N.W.

SEE REVERSE SIDE FOR IMPORTANT INFORMATION *IF APPLICABLE

pepco

Potomac Electric Power Company
P.O. Box 2812 Washington, DC 20067-2812
Telephone (202) 833-7500
Pepco's Taxpayer Identification No. 53-0127880

AMOUNT PAID

12336

TYPE OF BILL: Actual Reading — Winter Rates In Effect

SERVICE ADDRESS: WALTER REED HOSPITAL

H
20

WALTER REED ARMY MED CTR
FACILITIES ENGR DIV
GA AVE & BUTTERNUT ST NW
WASHINGTON DC 20012

Due Feb 18, 1993 327601.57
Due After Feb 18 330877.59

Payment may be made payable to **pepco**

PLEASE WRITE THE ACCOUNT NO. ON YOUR REMITTANCE ▶

80251116018000000000033087759021893032760157000025111601 8

PLEASE DETACH HERE AND RETURN THIS PART WITH YOUR PAYMENT

▶ 0251116018 | 20

SERVICE ADDRESS: WALTER REED HOSPITAL

TYPE OF BILL: Actual Reading — Winter Rates In Effect

SERVICE PERIOD: Dec 23 to Jan 26 1993 34 DAYS

METER NO. LAST DIGITS	MULTIPLIER	METER READING PREVIOUS	METER READING PRESENT	KWH USED KW DEMAND*	DESCRIPTION	AMOUNT
R919	1000	2102	4524	2422000	Kilowatt Hour Meter	
R921	1000	1338	4038	2700000	Kilowatt Hour Meter	
R920	1000	9107	1642	2535000	Kilowatt Hour Meter	
				4222323	Off-Pk $.030319/KWH	128020.83
				1719012	Interm $.039900/KWH	68588.58
				1790626	On-Pk $.046201/KWH	82729.81
Total KWH Billed				7731961	Non-Residential-GT 3A	
*Maximum Demand				12285.3	Distribution Charge	79854.45
*On-Peak Demand				12084.8	Production & Transm	.00
*Curtailment Demand				0.0	Curtailment Credit-CS	.00
*Curtailment Demand				0.0	Curtailment Penalty-CS	.00

Discount	17959.68CR
Fuel Cost Adjustment at $.00312550- per KWH	24166.24CR
DC Gross Receipts Adjustment	10533.82
NET CURRENT BILL	327601.57
Prior Bill Amount	319814.57
Payments Through Jan 28	319814.57CR
PLEASE PAY THE AMOUNT NOW DUE	327601.57

After Feb 18, 1993, a Late Payment Charge of $3276.02 will be added, increasing the amount due to $330877.59.

Thank you for being a prompt paying customer.

Winter rates are in effect now through the billing month of May. Even though winter rates are lower than those in summer, always remember to use energy wisely.

pepco

Potomac Electric Power Company
P.O. Box 2812, Washington, DC 20067-2812
Telephone (202) 833-7500

AMOUNT PAID

12428

TYPE OF BILL Actual Reading

Winter Rates In Effect

PAYMENT OFFICE DE

SERVICE ADDRESS WALTER REED HOSPITAL

MAR 2 - 1993

H WALTER REED ARMY MED CTR
20 FACILITIES ENGR DIV
--- GA AVE & BUTTERNUT ST NW
WASHINGTON DC 20012

Due Mar 19, 1993 298646.31
Due After Mar 19 301632.77

Payment may be made payable to **pepco**

PLEASE WRITE THE ACCOUNT NO. ON YOUR REMITTANCE ▶

60251116018000000000030163277031993029864631000251116018

PLEASE DETACH HERE AND RETURN THIS PART WITH YOUR PAYMENT

ACCOUNT NO. ▶ 0251116018 | 20

TYPE OF BILL Actual Reading
Winter Rates In Effect

SERVICE ADDRESS WALTER REED HOSPITAL

SERVICE PERIOD Jan 26 to Feb 24 1993 29 DAYS

METER NO. LAST DIGITS	MULTI-PLIER	METER READING PREVIOUS	METER READING PRESENT	KWH USED KW DEMAND*	DESCRIPTION	AMOUNT
R919	1000	4524	6609	2085000	Kilowatt Hour Meter	
R921	1000	4038	6381	2343000	Kilowatt Hour Meter	
R920	1000	1642	3814	2172000	Kilowatt Hour Meter	
				3318478	Off-Pk $.030319/KWH	100616.25
				1633620	Interm $.039900/KWH	65181.44
				1709046	On-Pk $.046202/KWH	78961.63
	Total KWH Billed			6661144	Non-Residential-GT 3A	
	*Maximum Demand			12158.4	Distribution Charge	79029.60
	*On-Peak Demand			12158.4	Production & Transm	.00
	*Curtailment Demand			0.0	Curtailment Credit-CS	.00
	*Curtailment Demand			0.0	Curtailment Penalty-CS	.00
					Discount	16189.44CR
					Fuel Cost Adjustment at $.00278570- per KWH	18555.95CR
					DC Gross Receipts Adjustment	9602.78
					NET CURRENT BILL	298646.31
					Prior Bill Amount	327601.57
					Payments Through Feb 26	327601.57CR
					PLEASE PAY THE AMOUNT NOW DUE	298646.31

After Mar 19, 1993, a Late Payment Charge of $2986.46 will be added, increasing the amount due to $301632.77.

Are you finding it difficult to pay your electric bill? See the February issue of Lines for Pepco programs which can make paying your electric bill easier and more convenient. Or call us at (202) 833-7500 anytime and speak to one of our customer service representatives. They also can refer you to energy assistance programs in your area that provide financial assistance for qualified customers. And while you're talking with us, ask about Pepco's money-saving Powerwatchers options.

pepco

Potomac Electric Power Company

P.O. Box 2812, Washington, DC 20067-2812

Telephone (202) 833-7500

AMOUNT PAID

12289

Actual Reading

Winter Rates In Effect

SERVICE ADDRESS WALTER REED HOSPITAL

ADMIN OFFICE, DEH

APR 2 1993

H WALTER REED ARMY MED CTR
20 FACILITIES ENGR DIV
--- GA AVE & BUTTERNUT ST NW
WASHINGTON DC 20012

Due Apr 20, 1993 312629.73
Due After Apr 20 315756.03

Payment may be made payable to pepco

PLEASE WRITE THE ACCOUNT NO. ON YOUR REMITTANCE ▶

10251116018000000000031575603042093031262973000025111601 8

PLEASE DETACH HERE AND RETURN THIS PART WITH YOUR PAYMENT

▶ 0251116018 | 20 | Actual Readings

SERVICE ADDRESS WALTER REED HOSPITAL | Feb 24 to Mar 26 1993 30 DAYS

METER NO. LAST DIGITS	MULTI-PLIER	METER READING PREVIOUS	METER READING PRESENT	KWH USED KW DEMAND*	DESCRIPTION	AMOUNT
R919	1000	6609	8970	2361000	Kilowatt Hour Meter	
R921	1000	6381	8960	2579000	Kilowatt Hour Meter	
R920	1000	3814	5923	2109000	Kilowatt Hour Meter	
				3337204	Off-Pk $.030320/KWH	101184.03
				1819938	Interm $.039900/KWH	72615.53
				1854464	On-Pk $.046201/KWH	85678.49
		Total KWH Billed		7011606	Non-Residential-GT 3A	
		*Maximum Demand		12158.4	Distribution Charge	79029.60
		*On-Peak Demand		12158.4	Production & Transm	.00
		*Curtailment Demand		0.0	Curtailment Credit-CS	.00
		*Curtailment Demand		0.0	Curtailment Penalty-CS	.00

Discount	16925.38CR
Fuel Cost Adjustment at $.00271050- per KWH	19004.95CR
DC Gross Receipts Adjustment	10052.41
NET CURRENT BILL	312629.73
Prior Bill Amount	298646.31
Payments Through Mar 30	298646.31CR
PLEASE PAY THE AMOUNT NOW DUE	312629.73

After Apr 20, 1993, a Late Payment Charge of $3126.30 will be added, increasing the amount due to $315756.03.

Take a look at this month's issue of Lines and meet some of your neighbors who are Powerwatching with Pepco. Learn how you can save big money and energy without sacrificing comfort and convenience.

The scheduled meter read date for your next bill is Apr 22, 1993.

Period	Days	KWH-Used	Avg KWH per Day	% Change
Mar 92	29	6611146	227970.6	
Mar 93	30	7011606	233720.2	2.5

SEE REVERSE SIDE FOR IMPORTANT INFORMATION *IF APPLICABLE

pepco

Potomac Electric Power Company
P.O. Box 2812 Washington, DC 20087-2812
Telephone (202) 833-7500

AMOUNT PAID

12227

Your Meter Information No. 61-0127380

PAGE OF Actual Reading Winter Rates In Effect

SERVICE ADDRESS WALTER REED HOSPITAL

H WALTER REED ARMY MED CTR
20 FACILITIES ENGR DIV
--- GA AVE & BUTTERNUT ST NW
WASHINGTON DC 20012

Due May 19, 1993 335699.23
Due After May 19 339056.22

Payment may be made payable to pepco

PLEASE WRITE THE ACCOUNT NO ON YOUR REMITTANCE ▶

802511160180000000000339056220519930335699230000251116018

PLEASE DETACH HERE AND RETURN THIS PART WITH YOUR PAYMENT

ACCOUNT NO ▶ 0251116018 20

SERVICE ADDRESS WALTER REED HOSPITAL

METER NO LAST DIGITS	MULTI-PLIER	METER READING PREVIOUS	METER READING PRESENT	KWH USED KW DEMAND*	DESCRIPTION	AMOUNT
R919	1000	8970	1418	2448000	Kilowatt Hour Meter	
R921	1000	8960	1571	2611000	Kilowatt Hour Meter	
R920	1000	5923	8255	2332000	Kilowatt Hour Meter	
				3777345	Off-Pk $.030319/KWH	114529.10
				1795853	Interm $.039899/KWH	71654.53
				1889171	On-Pk $.046201/KWH	87281.61
		Total KWH Billed		7462369	Non-Residential-GT 3A	
		*Maximum Demand		12988.9	Distribution Charge	84427.85
		*On-Peak Demand		12988.9	Production & Transm	.00
		*Curtailment Demand		0.0	Curtailment Credit-CS	.00
		*Curtailment Demand		0.0	Curtailment Penalty-CS	.00

Discount	17894.66CR
Fuel Cost Adjustment at $.00202260- per KWH	15093.39CR
DC Gross Receipts Adjustment	10794.19
NET CURRENT BILL	335699.23
Prior Bill Amount	312629.73
Payments Through Apr 28	312629.73CR
PLEASE PAY THE AMOUNT NOW DUE	335699.23

After May 19, 1993, a Late Payment Charge of $3356.99 will be added, increasing the amount due to $339056.22.

Before replacing your hot water heater, call Pepco at (202) 833-7500 for information on high-efficiency electric water heaters.

The scheduled meter read date for your next bill is May 21, 1993.

Period	Days	KWH-Used	Avg KWH per Day	% Change
Apr 92	29	6913851	238408.7	
Apr 93	31	7462369	240721.6	1.0

SEE REVERSE SIDE FOR IMPORTANT INFORMATION *IF APPLICABLE

pepco

Potomac Electric Power Company
P.O. Box 2812 Washington, DC 20067-2812
Telephone (202) 833-7500

Pepco's Taxpayer Identification No. 53-0127880

AMOUNT PAID

123961

TYPE OF BILL: Actual Reading — Winter Rates In Effect

SERVICE ADDRESS: WALTER REED HOSPITAL

H
20

WALTER REED ARMY MED CTR
FACILITIES ENGR DIV
GA AVE & BUTTERNUT ST NW
WASHINGTON DC 20012

Due Jun 17, 1993 354248.44
Due After Jun 17 357790.92

Payment may be made payable to pepco

PLEASE WRITE THE ACCOUNT NO. ON YOUR REMITTANCE ▶ ACCOUNT NO.

5025111601800000000003577909206179303542484400002511116018

PLEASE DETACH HERE AND RETURN THIS PART WITH YOUR PAYMENT

ACCOUNT NO. ▶ 0251116018 20

Actual Reading
Winter Rates In
Apr 26 to May 2

SERVICE ADDRESS: WALTER REED HOSPITAL

METER NO. LAST DIGITS	MULTI-PLIER	METER READING PREVIOUS	METER READING PRESENT	KWH USED KW DEMAND*	DESCRIPTION	AMOUNT
R919	1000	1418	3788	2370000	Kilowatt Hour Meter	
R921	1000	1571	4131	2560000	Kilowatt Hour Meter	
R920	1000	8255	719	2464000	Kilowatt Hour Meter	
				3558914	Off-Pk $.030319/KWH	107906.27
				1899539	Interm $.039900/KWH	75791.61
				2003588	On-Pk $.046200/KWH	92566.53
		Total KWH Billed		7462041	Non-Residential-GT 3A	
		*Maximum Demand		14576.2	Distribution Charge	94745.30
		*On-Peak Demand		14576.2	Production & Transm	.00
		*Curtailment Demand		0.0	Curtailment Credit-CS	.00
		*Curtailment Demand		0.0	Curtailment Penalty-CS	.00
					Discount	18550.49CR
					Fuel Cost Adjustment at $.00128670- per KWH	9601.41CR
					DC Gross Receipts Adjustment	11390.63
					NET CURRENT BILL	354248.44
					Prior Bill Amount	335699.23
					Payments Through May 27	335699.23CR
					PLEASE PAY THE AMOUNT NOW DUE	354248.44

RECEIVED 14 Jun 93

After Jun 17, 1993, a Late Payment Charge of $3542.48 will be added, increasing the amount due to $357790.92.

Please note that summer billing rates will be applied to your next bill, and will be in effect for June-Oct. bills. Rates are higher in the summer because it costs more to meet the higher demand for electricity created by heavy air conditioner use. The situation is just the opposite in the winter billing months (Nov.-May) when demand for electricity diminishes and rates are lower. Call Pepco at 202-833-7500 for ways to save energy and save money on your utility bill.

SEE REVERSE SIDE FOR IMPORTANT INFORMATION *IF APPLICABLE

Potomac Electric Power Company P.O. Box 2812, Washington, DC 20067-2812 Telephone (202) 833-7500

pepco

Potomac Electric Power Company

P.O. Box 2812, Washington, DC 20067-2812

Telephone (202) 833-7500

AMOUNT PAID

12300

Actual Reading

Summer Rates In Effect

SERVICE ADDRESS WALTER REED HOSPITAL

H
20

WALTER REED ARMY MED CTR
FACILITIES ENGR DIV
GA AVE & BUTTERNUT ST NW
WASHINGTON DC 20012

Due Jul 19, 1993 573720.82
Due After Jul 19 579475.74

Payment may be made payable to pepco

PLEASE WRITE THE ACCOUNT NO. ON YOUR REMITTANCE ▶

5025111601800035424805794757407199305737208200025111601 8

PLEASE DETACH HERE AND RETURN THIS PART WITH YOUR PAYMENT

ACCOUNT NO. ▶ 0251116018 20

TYPE OF BILL Actual Reading
Summer Rates In Effect

SERVICE ADDRESS WALTER REED HOSPITAL

SERVICE PERIOD May 25 to Jun 24 1993 30 DAYS

METER NO. LAST DIGITS	MULTIPLIER	METER READING PREVIOUS	METER READING PRESENT	KWH USED KW DEMAND*	DESCRIPTION	AMOUNT
R919	1000	3788	6521	2733000	Kilowatt Hour Meter	
R921	1000	4131	7042	2911000	Kilowatt Hour Meter	
R920	1000	719	3565	2846000	Kilowatt Hour Meter	
				4211725	Off-Pk $.028220/KWH	118854.88
				2121670	Interm $.040670/KWH	86288.32
				2231843	On-Pk $.055829/KWH	124602.28
		Total KWH Billed		8565238	Non-Residential-GT 3A	
		*Maximum Demand		16139.0	Distribution Charge	104903.50
		*On-Peak Demand		16139.0	Production & Transm	167845.60
		*Curtailment Demand		2139.0	Curtailment Credit-CS	17742.36CR
		*Curtailment Demand		0.0	Curtailment Penalty-CS	.00
					Discount	30124.73CR
					Fuel Cost Adjustment at $.00032490- per KWH	2782.85CR
					DC Gross Receipts Adjustment	18333.70
					NET CURRENT BILL	570178.34
					Prior Bill Amount	354248.44
					Payments Through Jun 28	354248.44CR
					Late Payment Charge	3542.48
					TOTAL BALANCE FORWARD	3542.48
					PLEASE PAY THE AMOUNT NOW DUE	573720.82

After Jul 19, 1993, a Late Payment Charge of $5754.92 will be added, increasing the amount due to $579475.74.

If you have electric central air conditioning, you could have saved at least $7 on this month's electric bill by belonging to Pepco's Kilowatchers Club. Our members are earning monthly credits on their summer bills and making a world of difference by conserving energy. See this month's issue of LINES for details. If you are already a member of the Kilowatchers Club, you do not need to reapply.

pepco

Potomac Electric Power Company
P.O. Box 2812 Washington, DC 20067-2812
Telephone (202) 833-7500
Pepco's Taxpayer Identification No 53-0127880

AMOUNT PAID

12186

TYPE OF BILL: Actual Reading — Summer Rates In Effect

SERVICE ADDRESS: WALTER REED HOSPITAL

H WALTER REED ARMY MED CTR
20--- FACILITIES ENGR DIV
--- GA AVE & BUTTERNUT ST NW
WASHINGTON DC 20012

Due Aug 18, 1993 640314.23
Due After Aug 18 646717.37

Payment may be made payable to pepco

PLEASE WRITE THE ACCOUNT NO. ON YOUR REMITTANCE ▶

40251116018000000000064671737081893064031423000025111601 8

PLEASE DETACH HERE AND RETURN THIS PART WITH YOUR PAYMENT

ACCOUNT NO. ▶ 0251116018 20

TYPE OF BILL: Actual Reading — Summer Rates In Effect

SERVICE ADDRESS: WALTER REED HOSPITAL

SERVICE PERIOD: Jun 24 to Jul 26 1993 32 DAYS

METER NO LAST DIGITS	MULTI-PLIER	METER READING PREVIOUS	METER READING PRESENT	KWH USED KW DEMAND*	DESCRIPTION	AMOUNT
R919	1000	6521	9845	3324000	Kilowatt Hour Meter	
R921	1000	7042	579	3537000	Kilowatt Hour Meter	
R920	1000	3565	6923	3358000	Kilowatt Hour Meter	
				5464387	Off-Pk $.028219/KWH	154205.00
				2375138	Interm $.040669/KWH	96596.86
				2465009	On-Pk $.055828/KWH	137617.60
		Total KWH Billed		10304534	Non-Residential-GT 3A	
		*Maximum Demand		17108.6	Distribution Charge	111205.90
		*On-Peak Demand		17108.6	Production & Transm	177929.44
		*Curtailment Demand		3108.6	Curtailment Credit-CS	25784.90CR
		*Curtailment Demand		0.0	Curtailment Penalty-CS	.00
					Discount	33877.74CR
					Fuel Cost Adjustment at $.00017790 per KWH	1833.18
					DC Gross Receipts Adjustment	20588.89
					NET CURRENT BILL	640314.23
					Prior Bill Amount	573720.82
					Payments Through Jul 28	573720.82CR
					PLEASE PAY THE AMOUNT NOW DUE	640314.23

After Aug 18, 1993, a Late Payment Charge of $6403.14 will be added, increasing the amount due to $646717.37.

Thank you for being a prompt paying customer.

Remember, summer billing rates are in effect through October--use energy wisely. To save energy and money on your electric bill, call Pepco Powerwatchers at (202) 833-7500.

pepco

Potomac Electric Power Company
P.O. Box 2812 Washington, DC 20067-2812
Telephone (202) 833-7500
Pepco's Taxpayer Identification No. 53-0127880

AMOUNT PAID

12370

TYPE OF BILL Actual Reading — Summer Rates In Effect

SERVICE ADDRESS WALTER REED HOSPITAL

H
20 WALTER REED ARMY MED CTR
--- FACILITIES ENGR DIV
GA AVE & BUTTERNUT ST NW
WASHINGTON DC 20012

Due Sep 16, 1993 606413.09
Due After Sep 16 612477.22

Payment may be made payable to **pepco**

PLEASE WRITE THE ACCOUNT NO. ON YOUR REMITTANCE ▶

5025111601800000000006124772209169306064130900002511116018

PLEASE DETACH HERE AND RETURN THIS PART WITH YOUR PAYMENT

ACCOUNT NO. ▶ 0251116018 20

TYPE OF BILL Actual Reading — Summer Rates In Effect

SERVICE ADDRESS WALTER REED HOSPITAL

SERVICE PERIOD Jul 26 to Aug 24 1993 29 DAYS

METER NO LAST DIGITS	MULTI-PLIER	METER READING PREVIOUS	METER READING PRESENT	KWH USED KW DEMAND*	DESCRIPTION	AMOUNT
R919	1000	9845	2759	2914000	Kilowatt Hour Meter	
R921	1000	579	3719	3140000	Kilowatt Hour Meter	
R920	1000	6923	9852	2929000	Kilowatt Hour Meter	
				4341565	Off-Pk $.028219/KWH	122518.96
				2313370	Interm $.040670/KWH	94084.76
				2407001	On-Pk $.055828/KWH	134379.60
		Total KWH Billed		9061936	Non-Residential-GT 3A	
		*Maximum Demand		16290.4	Distribution Charge	105887.60
		*On-Peak Demand		16290.4	Production & Transm	169420.16
		*Curtailment Demand		2290.4	Curtailment Credit-CS	18998.18CR
		*Curtailment Demand		0.0	Curtailment Penalty-CS	.00
					Discount	31314.56CR
					Fuel Cost Adjustment at $.00120680 per KWH	10935.94
					DC Gross Receipts Adjustment	19498.81
					NET CURRENT BILL	606413.09
					Prior Bill Amount	640314.23
					Payments Through Aug 26	640314.23CR
					PLEASE PAY THE AMOUNT NOW DUE	606413.09

After Sep 16, 1993, a Late Payment Charge of $6064.13 will be added, increasing the amount due to $612477.22.

Pepco has a number of Powerwatchers options to help residential and commercial customers save energy and money. For information on how you can become a Pepco Powerwatcher, call (202) 833-7500.

SEE REVERSE SIDE FOR IMPORTANT INFORMATION *IF APPLICABLE

Potomac Electric Power Company
P.O. Box 2812, Washington, DC 20067-2812 Telephone (202) 833-7500

pepco

Potomac Electric Power Company
P.O. Box 2812 Washington, DC 20067-2812
Telephone (202) 833-7500

Pepco's Taxpayer Identification No. 53-0127880)

AMOUNT PAID

547

TYPE OF BILL Edited Reading — Summer Rates In Effect

SERVICE ADDRESS WALTER REED HOSPITAL

H
20

WALTER REED ARMY MED CTR
FACILITIES ENGR DIV
GA AVE & BUTTERNUT ST NW
WASHINGTON DC 20012

Due Oct 29, 1993 627670.02
Due After Oct 29 633946.72

Payment may be made payable to pepco

PLEASE WRITE THE ACCOUNT NO. ON YOUR REMITTANCE ▶

00251116018000000000063394672102993062767002000025111601 8

PLEASE DETACH HERE AND RETURN THIS PART WITH YOUR PAYMENT

▶ 0251116018 20

TYPE OF BILL Edited Reading
Summer Rates In Effect

SERVICE ADDRESS WALTER REED HOSPITAL

SERVICE PERIOD Aug 24 to Sep 23 1993 30 DAYS

METER NO LAST DIGITS	MULTI-PLIER	METER READING PREVIOUS	METER READING PRESENT	KWH USED KW DEMAND*	DESCRIPTION	AMOUNT
R919	1000	2759	5736	2977000	Kilowatt Hour Meter	
R921	1000	3719	6883	3164000	Kilowatt Hour Meter	
R920	1000	9852	2777	2925000	Kilowatt Hour Meter	
				4608000	Off-Pk $.028220/KWH	130037.76
				2206027	Interm $.040670/KWH	89719.12
				2251999	On-Pk $.055829/KWH	125727.38
			Total KWH Billed	9066026	Non-Residential-GT 3A	
			*Maximum Demand	16359.9	Distribution Charge	106339.35
			*On-Peak Demand	16327.2	Production & Transm	169802.88
			*Curtailment Demand	2327.2	Curtailment Credit-CS	19303.43CR
			*Curtailment Demand	0.0	Curtailment Penalty-CS	.00
					Discount	31081.33CR
					Avg. Fuel Cost Adjustment at $.00399800 per KWH	36245.97
					DC Gross Receipts Adjustment	20182.32
					NET CURRENT BILL	627670.02
					Prior Bill Amount	606413.09
					Payments Through Oct 7	606413.09CR
					PLEASE PAY THE AMOUNT NOW DUE	627670.02

After Oct 29, 1993, a Late Payment Charge of $6276.70 will be added, increasing the amount due to $633946.72.

Good News! Your new Save & Save Again coupons, worth more than $240 in savings on energy-efficient lighting and other conservation products, will be mailed in October. And, The Washington Post will contain a special circular on Sunday, October 24, featuring store locations where you can purchase the coupon products. So watch your mail and the Post this month, and save and save and save! Questions? Call (202) 457-SAVE.

pepco

733

Potomac Electric Power Company
P.O. Box 2812 Washington, DC 20067-2812
Telephone (202) 833-7500
Pepco's Taxpayer Identification No. 53-0127880)

AMOUNT PAID
484284.76

TYPE OF BILL Edited Reading — Summer Rates In Effect

SERVICE ADDRESS WALTER REED HOSPITAL

H
20
WALTER REED ARMY MED CTR
FACILITIES ENGR DIV
GA AVE & BUTTERNUT ST NW
WASHINGTON DC 20012

Due Nov 16, 1993 1111954.78
Due After Nov 16 1126212.68

Payment may be made payable to **pepco**

PLEASE WRITE THE ACCOUNT NO. ON YOUR REMITTANCE ▶

9025111601806276700211262126811169311119547800002511116018

PLEASE DETACH HERE AND RETURN THIS PART WITH YOUR PAYMENT

ACCOUNT ▶ 0251116018 20

TYPE OF BILL Edited Reading
Summer Rates In Effect

SERVICE ADDRESS WALTER REED HOSPITAL

SERVICE PERIOD Sep 23 to Oct 22 1993 29 DAYS

METER NO LAST DIGITS	MULTI-PLIER	METER READING PREVIOUS	METER READING PRESENT	KWH USED KW DEMAND*	DESCRIPTION	AMOUNT
R919	1000	5736	8063	2327000	Kilowatt Hour Meter	
R921	1000	6883	9265	2382000	Kilowatt Hour Meter	
R920	1000	2777	5037	2260000	Kilowatt Hour Meter	
				3638782	Off-Pk $.028220/KWH	102686.43
				1682325	Interm $.040670/KWH	68420.16
				1647867	On-Pk $.055832/KWH	92004.74
		Total KWH Billed		6968974	Non-Residential-GT 3A	
		*Maximum Demand		12260.7	Distribution Charge	79694.55
		*On-Peak Demand		12236.2	Production & Transm	127256.48
		*Curtailment Demand		0.0	Curtailment Credit-CS	.00
		*Curtailment Demand		0.0	Curtailment Penalty-CS	.00
					Discount	23503.12CR
					Fuel Cost Adjustment at $.00317890 per KWH	22153.66
					DC Gross Receipts Adjustment	15571.86
					NET CURRENT BILL	484284.76
					Prior Bill Amount	627670.02
					TOTAL BALANCE FORWARD	627670.02

PLEASE PAY THE AMOUNT NOW DUE 1111954.78

After Nov 16, 1993, a Late Payment Charge of $14257.90 will be added, increasing the amount due to $1126212.68.

Good News! Your new Save & Save Again coupons, worth more than $240 in savings on energy-efficient lighting and other conservation products, will be mailed in October. And, The Washington Post will contain a special circular on Sunday, October 24, featuring store locations where you can purchase the coupon products. So watch your mail and the Post this month, and save and save and save! Questions? Call (202) 457-SAVE.

pepco

Potomac Electric Power Company
P.O. Box 2812 Washington, DC 20067-2812
Telephone (202) 833-7500

Pepco's Taxpayer Identification No. 53-0127880

AMOUNT PAID

65

TYPE OF BILL: Actual Reading — Winter Rates In Effect

SERVICE ADDRESS: WALTER REED HOSPITAL

H
01 WALTER REED ARMY MED CTR
FACILITIES ENGR DIV
GA AVE & BUTTERNUT ST NW
WASHINGTON DC 20012

Due Jan 3, 1994 466779.93
Due After Jan 3 471471.94

Payment may be made payable to **pepco**

PLEASE WRITE THE ACCOUNT NO. ON YOUR REMITTANCE ▶ ACCOUNT NO

60251116018000484285047147194010394046677993000251116018

PLEASE DETACH HERE AND RETURN THIS PART WITH YOUR PAYMENT

ACCOUNT NO. ▶ 0251116018 01

TYPE OF BILL: Actual Reading — Winter Rates In Effect

SERVICE ADDRESS: WALTER REED HOSPITAL

SERVICE PERIOD: Oct 22 to Nov 29 1993 38 DAYS

METER NO LAST DIGITS	MULTI-PLIER	METER READING PREVIOUS	METER READING PRESENT	KWH USED KW DEMAND*	DESCRIPTION	AMOUNT
R919	1000	8063	962	2899000	Kilowatt Hour Meter	
R921	1000	9265	2369	3104000	Kilowatt Hour Meter	
R920	1000	5037	5037	0	Meter Exchange	
R920	1000	5037	7846	2809000	Kilowatt Hour Meter	
F-PK	1	38782	0	0	Meter Exchange	
D 11	1000	0	4807	4807000	Off-Pk $.030320/KWH	145748.24
TERM	1	82325	0	0	Meter Exchange	
D 08	1000	0	1994	1994000	Interm $.039900/KWH	79560.60
N-PK	1	47867	0	0	Meter Exchange	
D 05	1000	0	2100	2100000	On-Pk $.046199/KWH	97019.80
	Total KWH Billed			8901000	Non-Residential-GT 3A	
	*Maximum Demand			256.5	Distribution Charge	166725.00
	*On-Peak Demand			256.5	Production & Transm	.00
	*Curtailment Demand			0.0	Curtailment Credit-CS	.00
	*Curtailment Demand			0.0	Curtailment Penalty-CS	.00

Discount	24452.68CR
Fuel Cost Adjustment at $.00196800- per KWH	17517.17CR
DC Gross Receipts Adjustment	14853.29
NET CURRENT BILL	461937.08
Prior Bill Amount	1111954.78
Payments Through Dec 13	1111954.78CR
Late Payment Charge	4842.85
TOTAL BALANCE FORWARD	4842.85
PLEASE PAY THE AMOUNT NOW DUE	466779.93

After Jan 3, 1994, a Late Payment Charge of $4692.01 will be added, increasing the amount due to $471471.94.

SEE REVERSE SIDE FOR IMPORTANT INFORMATION *IF APPLICABLE

pepco

Potomac Electric Power Company
P.O. Box 2812 Washington, DC 20067-2812
Telephone (202) 833-7500

Pepco's Taxpayer Identification No. 53-0127880

AMOUNT PAID
312,545.71

83...

TYPE OF BILL: Actual Reading — Reminder Notice
Winter Rates In Effect

SERVICE ADDRESS: WALTER REED HOSPITAL

H
01 WALTER REED ARMY MED CTR
FACILITIES ENGR DIV
GA AVE & BUTTERNUT ST NW
WASHINGTON DC 20012-0000

Due Jan 28, 1994 784017.65
Due After Jan 28 794215.19

Payment may be made payable to **pepco**

PLEASE WRITE THE ACCOUNT NO. ON YOUR REMITTANCE ▶

70251116018047147194079421519012894078401765000025111601 8

PLEASE DETACH HERE AND RETURN THIS PART WITH YOUR PAYMENT

ACCOUNT ▶ 0251116018 01

TYPE OF BILL: Actual Reading — Winter Rates In Effect

SERVICE ADDRESS: WALTER REED HOSPITAL

SERVICE PERIOD: Nov 29 to Dec 29 1993 30 DAYS

METER NO. LAST DIGITS	MULTI-PLIER	METER READING PREVIOUS	METER READING PRESENT	KWH USED KW DEMAND*	DESCRIPTION	AMOUNT
R919	1000	962	3167	2205000	Kilowatt Hour Meter	
R921	1000	2369	4904	2535000	Kilowatt Hour Meter	
R920	1000	7846	9950	2104000	Kilowatt Hour Meter	
D 11	1000	4807	8239	3432000	Off-Pk $.030320/KWH	104058.24
D 08	1000	1994	3710	1716000	Interm $.039900/KWH	68468.40
D 05	1000	2100	3867	1767000	On-Pk $.046201/KWH	81638.53
		Total KWH Billed		6915000	Non-Residential-GT 3A	
		*Maximum Demand		11940.0	Distribution Charge	77610.00
		*On-Peak Demand		11930.0	Production & Transm	.00
		*Curtailment Demand		0.0	Curtailment Credit-CS	.00
		*Curtailment Demand		0.0	Curtailment Penalty-CS	.00

Discount	16588.76CR
Fuel Cost Adjustment at $.00183520- per KWH	12690.41CR
DC Gross Receipts Adjustment	10049.71
NET CURRENT BILL	312545.71
Prior Bill Amount	951064.69
Payments Through Jan 7	484284.76CR
Late Payment Charge	4692.01
TOTAL BALANCE FORWARD	471471.94
PLEASE PAY THE AMOUNT NOW DUE	784017.65

After Jan 28, 1994, a Late Payment Charge of $10197.54 will be added, increasing the amount due to $794215.19.

Just a reminder that a past due amount remained on your account at the time we prepared your bill.

The scheduled meter read date for your next bill is Jan 27, 1994.

SEE REVERSE SIDE FOR IMPORTANT INFORMATION

*IF APPLICABLE

pepco

Potomac Electric Power Company
P.O. Box 2812 Washington, DC 20067-2812
Telephone (202) 833-7500

Pepco's Taxpayer Identification No. 53-0127880

AMOUNT PAID

75

TYPE OF BILL: Actual Reading

Reminder Notice
Winter Rates In Effect

SERVICE ADDRESS: WALTER REED HOSPITAL

H
01 WALTER REED ARMY MED CTR
FACILITIES ENGR DIV
GA AVE & BUTTERNUT ST NW
WASHINGTON DC 20012-0000

Due Mar 3, 1994 568311.53
Due After Mar 3 575166.38

Payment may be made payable to pepco

PLEASE WRITE THE ACCOUNT NO. ON YOUR REMITTANCE ▶

202511160180234347870575166380303940568311530000251116018

PLEASE DETACH HERE AND RETURN THIS PART WITH YOUR PAYMENT

▶ 0251116018 01

TYPE OF BILL: Actual Reading
Winter Rates In Effect

SERVICE ADDRESS: WALTER REED HOSPITAL

SERVICE PERIOD: Dec 29 to Jan 27 1994 29 DAYS

METER NO. LAST DIGITS	MULTI-PLIER	METER READING PREVIOUS	METER READING PRESENT	KWH USED KW DEMAND*	DESCRIPTION	AMOUNT
R919	1000	3167	5298	2131000	Kilowatt Hour Meter	
R921	1000	4904	7296	2392000	Kilowatt Hour Meter	
R920	1000	9950	2014	2064000	Kilowatt Hour Meter	
D 11	1000	8239	11734	3495000	Off-Pk $.030320/KWH	105968.40
D 08	1000	3710	5248	1538000	Interm $.039900/KWH	61366.20
D 05	1000	3867	5488	1621000	On-Pk $.046202/KWH	74894.79
	Total KWH Billed			6654000	Non-Residential-GT 3A	
	*Maximum Demand			12690.0	Distribution Charge	82485.00
	*On-Peak Demand			12690.0	Production & Transm	.00
	*Curtailment Demand			0.0	Curtailment Credit-CS	.00
	*Curtailment Demand			0.0	Curtailment Penalty-CS	.00

Discount	16235.72CR
Fuel Cost Adjustment at $.00221620 per KWH	14746.60
DC Gross Receipts Adjustment	10738.39
NET CURRENT BILL	333963.66
Prior Bill Amount	784017.65
Payments Through Feb 10	471471.94CR
Late Payment Charge	8891.20
Adjustment	87089.04CR
TOTAL BALANCE FORWARD	234347.87
PLEASE PAY THE AMOUNT NOW DUE	568311.53

After Mar 3, 1994, a Late Payment Charge of $6854.85 will be added, increasing the amount due to $575166.38.

Just a reminder that a past due amount remained on your account at the time we prepared your bill.

The scheduled meter read date for your next bill is Feb 25, 1994.

SEE REVERSE SIDE FOR IMPORTANT INFORMATION

*IF APPLICABLE

pepco

Potomac Electric Power Company
P.O. Box 2812 Washington, DC 20067-2812
Telephone (202) 833-7500

Pepco's Taxpayer Identification No. 53-0127880

AMOUNT PAID

59

TYPE OF BILL: Actual Reading — Winter Rates In Effect

SERVICE ADDRESS: WALTER REED HOSPITAL

H
01
WALTER REED ARMY MED CTR
FACILITIES ENGR DIV
GA AVE & BUTTERNUT ST NW
WASHINGTON DC 20012-0000

Due Mar 31, 1994 257043.36
Due After Mar 31 260395.77

Payment may be made payable to pepco

PLEASE WRITE THE ACCOUNT NO. ON YOUR REMITTANCE ▶

202511160180000000000260395770331940257043360000251116018

PLEASE DETACH HERE AND RETURN THIS PART WITH YOUR PAYMENT

ACCOUNT # ▶ 0251116018 01

TYPE OF BILL: Actual Reading — Winter Rates In Effect

SERVICE ADDRESS: WALTER REED HOSPITAL

SERVICE PERIOD: Jan 27 to Feb 25 1994 29 DAYS

METER NO. LAST DIGITS	MULTI-PLIER	METER READING PREVIOUS	METER READING PRESENT	KWH USED KW DEMAND*	DESCRIPTION	AMOUNT
R919	1000	5298	7543	2245000	Kilowatt Hour Meter	
R921	1000	7296	9582	2286000	Kilowatt Hour Meter	
R920	1000	2014	4235	2221000	Kilowatt Hour Meter	
D 11	1000	11734	15202	3468000	Off-Pk $.030320/KWH	105149.76
D 08	1000	5248	6890	1642000	Interm $.039900/KWH	65515.80
D 05	1000	5488	7204	1716000	On-Pk $.046202/KWH	79282.84
		Total KWH Billed		6826000	Non-Residential-GT 3A	
		*Maximum Demand		12020.0	Distribution Charge	78130.00
		*On-Peak Demand		12070.0	Production & Transm	.00
		*Curtailment Demand		0.0	Curtailment Credit-CS	.00
		*Curtailment Demand		0.0	Curtailment Penalty-CS	.00

Discount	16403.92CR
Avg. Fuel Cost Adjustment at $.00187330 per KWH	12787.26
DC Gross Receipts Adjustment	10779.46
NET CURRENT BILL	335241.20
Prior Bill Amount	1039783.47
Payments Through Mar 10	1117981.31CR
TOTAL BALANCE FORWARD	78197.84CR
PLEASE PAY THE AMOUNT NOW DUE	257043.36

After Mar 31, 1994, a Late Payment Charge of $3352.41 will be added, increasing the amount due to $260395.77.

24 Mar 94

SEE REVERSE SIDE FOR IMPORTANT INFORMATION

*IF APPLICABLE

pepco

61

Potomac Electric Power Company

P.O. Box 2812 Washington, DC 20067-2812
Telephone (202) 833-7500
Pepco's Taxpayer Identification No. 53-0127880

AMOUNT PAID

TYPE OF BILL: Actual Reading — Winter Rates In Effect

SERVICE ADDRESS: WALTER REED HOSPITAL

H
01 WALTER REED ARMY MED CTR
FACILITIES ENGR DIV
GA AVE & BUTTERNUT ST NW
WASHINGTON DC 20012

Due May 3, 1994 364011.83
Due After May 3 368841.68

Payment may be made payable to pepco

PLEASE WRITE THE ACCOUNT NO. ON YOUR REMITTANCE ▶ ACCOUNT NO.

1025111601800033524103688416805039403640118300025111601801

PLEASE DETACH HERE AND RETURN THIS PART WITH YOUR PAYMENT

ACCOUNT NO. ▶ 0251116018 01

TYPE OF BILL: Actual Reading - Winter Rates In Effect

SERVICE ADDRESS: WALTER REED HOSPITAL

SERVICE PERIOD: Feb 25 to Mar 28 1994 31 DAYS

METER NO. LAST DIGITS	MULTI-PLIER	METER READING PREVIOUS	METER READING PRESENT	KWH USED KW DEMAND*	DESCRIPTION	AMOUNT
R919	1000	7543	9957	2414000	Kilowatt Hour Meter	
R921	1000	9582	2032	2450000	Kilowatt Hour Meter	
R920	1000	4235	6634	2399000	Kilowatt Hour Meter	
D 11	1000	15202	18928	3726000	Off-Pk $.030543/KWH	113806.94
D 08	1000	6890	8654	1764000	Interm $.040195/KWH	70905.74
D 05	1000	7204	9051	1847000	On-Pk $.046549/KWH	85976.64
		Total KWH Billed		7337000	Non-Residential-GT 3A	
		*Maximum Demand		12990.0	Distribution Charge	85214.40
		*On-Peak Demand		12990.0	Production & Transm	.00
		*Curtailment Demand		0.0	Curtailment Credit-CS	.00
		*Curtailment Demand		0.0	Curtailment Penalty-CS	.00

Discount	17795.18C
Avg. Fuel Cost Adjustment at $.00149300 per KWH	10954.12
DC Gross Receipts Adjustment	11596.76
NET CURRENT BILL	360659.42
Prior Bill Amount	591007.02
Payments Through Apr 13	591007.02C
Late Payment Charge	3352.41
TOTAL BALANCE FORWARD	3352.41
PLEASE PAY THE AMOUNT NOW DUE	364011.83

RECEIVED 5.24.94

After May 3, 1994, a Late Payment Charge of $4829.85 will be added, increasing the amount due to $368841.68.

Pepco Gatekeepers look out for the safety and well-being of senior customers. In the April issue of LINES, learn about the Gatekeeper program and how to participate. And, if you're a Pepco customer age 55 or more, find out how you can receive a free subscription to SENIORLINES, Pepco's special newsletter for senior citizens.

pepco

521

Potomac Electric Power Company
P.O. Box 2812 Washington, DC 20067-2812
Telephone (202) 833-7500
Pepco's Taxpayer Identification No. 53-0127880

AMOUNT PAID
379777.43

TYPE OF BILL: Actual Reading — Winter Rates In Effect

SERVICE ADDRESS: WALTER REED HOSPITAL

H
01 WALTER REED ARMY MED CTR
FACILITIES ENGR DIV
GA AVE & BUTTERNUT ST NW
WASHINGTON DC 20012

Due Jun 1, 1994 743789.26
Due After Jun 1 754220.18

Payment may be made payable to **pepco**

PLEASE WRITE THE ACCOUNT NO. ON YOUR REMITTANCE ▶ ACCOUNT NO.

40251116018036401183075422018060194074378926000025111601 8

PLEASE DETACH HERE AND RETURN THIS PART WITH YOUR PAYMENT

ACCOUNT NO. ▶ 0251116018 01

TYPE OF BILL: Actual Reading — Winter Rates In Effect

SERVICE ADDRESS: WALTER REED HOSPITAL

SERVICE PERIOD: Mar 28 to Apr 26 1994 29 DAYS

METER NO. LAST DIGITS	MULTI-PLIER	METER READING PREVIOUS	METER READING PRESENT	KWH USED KW DEMAND*	DESCRIPTION	AMOUNT
R919	1000	9957	2223	2266000	Kilowatt Hour Meter	
R921	1000	2032	4452	2420000	Kilowatt Hour Meter	
R920	1000	6634	9073	2439000	Kilowatt Hour Meter	
D 11	1000	18928	22358	3430000	Off-Pk $.031067/KWH	106560.66
D 08	1000	8654	10495	1841000	Interm $.040827/KWH	75162.96
D 05	1000	9051	10976	1925000	On-Pk $.047258/KWH	90972.15
		Total KWH Billed		7196000	Non-Residential-GT 3A	
		*Maximum Demand		13380.0	Distribution Charge	88977.00
		*On-Peak Demand		13380.0	Production & Transm	.00
		*Curtailment Demand		0.0	Curtailment Credit-CS	.00
		*Curtailment Demand		0.0	Curtailment Penalty-CS	.00

Discount	18016.27CR
Avg. Fuel Cost Adjustment at $.00332260 per KWH	23909.44
DC Gross Receipts Adjustment	12211.49
NET CURRENT BILL	379777.43
Prior Bill Amount	621055.19
Payments Through May 11	257043.36CR
TOTAL BALANCE FORWARD	364011.83
PLEASE PAY THE AMOUNT NOW DUE	743789.26

RECEIVED 5-24-94

After Jun 1, 1994, a Late Payment Charge of $10430.92 will be added, increasing the amount due to $754220.18.

Summer rates (June - October) go into effect soon. Summer rates are greater because of the higher costs to produce electricity, so energy conservation is even more important during the summer. One way to save energy is to use high-efficiency light bulbs and appliances. Please use your Save & Save Again coupons for energy-efficient lighting and water heater conservation products. Haven't received your coupons or want up to 10 additional coupons? Call (202) 457-SAVE.

SEE REVERSE SIDE FOR IMPORTANT INFORMATION *IF APPLICABLE

PRINTED ON RECYCLED PAPER

pepco

Potomac Electric Power Company
P.O. Box 2812 Washington, DC 20067-2812
Telephone (202) 833-7500
Pepco's Taxpayer Identification No. 53-0127880

AMOUNT PAID

63

TYPE OF BILL: Actual Reading — Summer Rates In Effect

SERVICE ADDRESS: WALTER REED HOSPITAL

H
01
WALTER REED ARMY MED CTR
FACILITIES ENGR DIV
GA AVE & BUTTERNUT ST NW
WASHINGTON DC 20012

Due Jun 29, 1994 530024.67
Due After Jun 29 535324.92

Payment may be made payable to **pepco**

PLEASE WRITE THE ACCOUNT NO. ON YOUR REMITTANCE ▶ ACCOUNT NO.

9025111601&000000000053532492062994053002467000025111601&

PLEASE DETACH HERE AND RETURN THIS PART WITH YOUR PAYMENT

ACCOUNT NO. ▶ 0251116018 01

TYPE OF BILL: Actual Reading — Summer Rates In Effect

SERVICE ADDRESS: WALTER REED HOSPITAL

SERVICE PERIOD: Apr 26 to May 25 1994 29 DAYS

METER NO. LAST DIGITS	MULTI-PLIER	METER READING PREVIOUS	METER READING PRESENT	KWH USED KW DEMAND*	DESCRIPTION	AMOUNT
R919	1000	2223	4496	2273000	Kilowatt Hour Meter	
R921	1000	4452	6846	2394000	Kilowatt Hour Meter	
R920	1000	9073	1526	2453000	Kilowatt Hour Meter	
D 11	1000	22358	25805	3447000	Off-Pk $.028964/KWH	99841.32
D 08	1000	10495	12314	1819000	Interm $.041664/KWH	75788.09
D 05	1000	10976	12900	1924000	On-Pk $.057115/KWH	109890.64
		Total KWH Billed		7190000	Non-Residential-GT 3A	
		*Maximum Demand		14050.0	Distribution Charge	93432.50
		*On-Peak Demand		14050.0	Production & Transm	148930.00
		*Curtailment Demand		0.0	Curtailment Credit-CS	.00
		*Curtailment Demand		0.0	Curtailment Penalty-CS	.00

Discount	26313.35C
Fuel Cost Adjustment at $.00317920 per KWH	22858.44
DC Gross Receipts Adjustment	17422.85
NET CURRENT BILL	541850.49
Prior Bill Amount	743789.26
Payments Through Jun 8	755615.08C
TOTAL BALANCE FORWARD	11825.82C
PLEASE PAY THE AMOUNT NOW DUE	530024.67

After Jun 29, 1994, a Late Payment Charge of $5300.25 will be added, increasing the amount due to $535324.92.

Consider installing a ceiling fan to help you save money and energy this summer. Read all about it in the June issue of LINES. And check out our tips on how you can prepare for possible power outages during the summer storm season.

The scheduled meter read date for your next bill is Jun 24, 1994

SEE REVERSE SIDE FOR IMPORTANT INFORMATION *IF APPLICABLE PRINTED ON RECYCLED PAPER

pepco

Potomac Electric Power Company
P.O. Box 2812 Washington, DC 20067-2812
Telephone (202) 833-7500
Pepco's Taxpayer Identification No. 53-0127880

AMOUNT PAID

1073

TYPE OF BILL: Actual Reading — Duplicate Bill
Summer Rates In Effect

SERVICE ADDRESS: WALTER REED HOSPITAL

H
01
WALTER REED ARMY MED CTR
ATT: HSHLL PW/BUDGET
DIRECTORATE OF PUB WORKS
WASHINGTON DC 20307-5001

Due Aug 8, 1994 669843.62
Due After Aug 8 676431.00

Payment may be made payable to pepco

PLEASE WRITE THE ACCOUNT NO. ON YOUR REMITTANCE ▶ ACCOUNT NO.

10251116018001326687067643100080894066984362000025111601 8

PLEASE DETACH HERE AND RETURN THIS PART WITH YOUR PAYMENT

ACCOUNT NO. ▶ 0251116018 01

SERVICE ADDRESS: WALTER REED HOSPITAL

TYPE OF BILL: Actual Reading — Summer Rates In Effect
SERVICE PERIOD: May 25 to Jun 27 1994 33 DAYS

METER NO LAST DIGITS	MULTI-PLIER	METER READING PREVIOUS	METER READING PRESENT	KWH USED KW DEMAND*	DESCRIPTION	AMOUNT
R919	1000	4496	7518	3022000	Kilowatt Hour Meter	
R921	1000	6846	105	3259000	Kilowatt Hour Meter	
R920	1000	1526	4720	3194000	Kilowatt Hour Meter	
D 11	1000	25805	30717	4912000	Off-Pk $.029146/KWH	143166.17
D 08	1000	12314	14589	2275000	Interm $.041882/KWH	95283.53
D 05	1000	12900	15275	2375000	On-Pk $.057383/KWH	136285.01
		Total KWH Billed		9562000	Non-Residential-GT 3A	
		*Maximum Demand		16270.0	Distribution Charge	108792.06
		*On-Peak Demand		16270.0	Production & Transm	173058.56
		*Curtailment Demand		2270.0	Curtailment Credit-CS	18828.96CR
		*Curtailment Demand		0.0	Curtailment Penalty-CS	.00
					Discount	32684.13CR
					Fuel Cost Adjustment at $.00295770 per KWH	28281.52
					DC Gross Receipts Adjustment	23222.99
					NET CURRENT BILL	656576.75
					Prior Bill Amount	530024.67
					Payments Through Jul 18	530024.67CR
					Late Payment Charge	5281.05
					Adjustment	11825.82
					TOTAL BALANCE FORWARD	13266.87
					Conservation Rebate	3840.00CR
					PLEASE PAY THE AMOUNT NOW DUE	669843.62

After Aug 8, 1994, a Late Payment Charge of $6587.38 will be added, increasing the amount due to $676431.00.

Information from the American Red Cross states that if you are caught in a storm, rather than lying down, squat low to the ground, making yourself the smallest possible target for lightning.

pepco

503

Potomac Electric Power Company
P O Box 2812 Washington, DC 20067-2812
Telephone (202) 833-7500
Pepco's Taxpayer Identification No. 53-0127880

AMOUNT PAID
690726.54

Actual Reading

Reminder Notice
Summer Rates In Effect

SERVICE ADDRESS WALTER REED HOSPITAL

H
01 WALTER REED ARMY MED CTR
ATT: HSHLL DPW/BUDGET
ROOM C 028 BUILDING 1
WASHINGTON DC 20307-5001

Due Aug 31, 19941341780.91
Due After Aug 311358276.60

Payment may be made payable to pepco

PLEASE WRITE THE ACCOUNT NO. ON YOUR REMITTANCE ▶ ACCOUNT NO

00251116018065105437135827660083194134178091000025111601 8

PLEASE DETACH HERE AND RETURN THIS PART WITH YOUR PAYMENT

ACCOUNT NO. ▶ 0251116018 01

TYPE OF BILL Actual Reading
Summer Rates In Effect

SERVICE ADDRESS WALTER REED HOSPITAL

SERVICE PERIOD Jun 27 to Jul 28 1994 31 DAYS

METER NO LAST DIGITS	MULTI-PLIER	METER READING PREVIOUS	METER READING PRESENT	KWH USED KW DEMAND*	DESCRIPTION	AMOUNT
R919	1000	7518	650	3132000	Kilowatt Hour Meter	
R921	1000	105	3487	3382000	Kilowatt Hour Meter	
R920	1000	4720	8003	3283000	Kilowatt Hour Meter	
D 11	1000	30717	35592	4875000	Off-Pk $.029195/KWH	142328.89
D 08	1000	14589	17035	2446000	Interm $.041945/KWH	102599.11
D 05	1000	15275	17836	2561000	On-Pk $.057463/KWH	147165.27
		Total KWH Billed		9882000	Non-Residential-GT 3A	
		*Maximum Demand		15310.0	Distribution Charge	102577.00
		*On-Peak Demand		16360.0	Production & Transm	174234.00
		*Curtailment Demand		0.0	Curtailment Credit-CS	.00
		*Curtailment Demand		0.0	Curtailment Penalty-CS	.00

Discount	33289.24CR
Fuel Cost Adjustment at $.00310470 per KWH	30680.65
DC Gross Receipts Adjustment	24430.86
NET CURRENT BILL	690726.54
Prior Bill Amount	1189962.47
Payments Through Aug 10	530024.67CR
Adjustment	11825.82
TOTAL BALANCE FORWARD	651054.37
Conservation Rebate	20709.25CR
PLEASE PAY THE AMOUNT NOW DUE	1341780.91

After Aug 31, 1994, a Late Payment Charge of $16495.69 will be added, increasing the amount due to $1358276.60.

Just a reminder that a past due amount remained on your account at the time we prepared your bill.

The scheduled meter read date for your next bill is Aug 24, 1994.

SEE REVERSE SIDE FOR IMPORTANT INFORMATION *IF APPLICABLE PRINTED ON RECYCLED PAPER

pepco

Potomac Electric Power Company
P O Box 2812 Washington DC 20067-2812
Telephone (202) 833-7500

AMOUNT P

54044

67

Actual Reading

Reminder Notice
Summer Rates In Effect

SERVICE ADDRESS WALTER REED HOSPITAL

H
01 WALTER REED ARMY MED CTR
ATT: HSHLL DPW/BUDGET
ROOM C 028 BUILDING 1
WASHINGTON DC 20307-5001

Due Oct 3, 19941240221.
Due After Oct 31240221.

Payment may be mad
payable to pepco

PLEASE WRITE THE ACCOUNT NO. ON YOUR REMITTANCE ▶ ACCOUNT

2025111601806058372912402213910039412402213900025111601

PLEASE DETACH HERE AND RETURN THIS PART WITH YOUR PAYMENT

ACCOUNT NO. ▶ 0251116018 01

TYPE OF BILL Actual Reading
Summer Rates In Effect

SERVICE ADDRESS WALTER REED HOSPITAL

SERVICE PERIOD Jul 28 to Aug 24 1994

METER AND LAST DIGITS	MULTI-PLIER	METER READING PREVIOUS	METER READING PRESENT	KWH USED KW DEMAND*	DESCRIPTION	AMOUNT
R919	1000	650	3209	2559000	Kilowatt Hour Meter	
R921	1000	3487	6250	2763000	Kilowatt Hour Meter	
R920	1000	8003	704	2701000	Kilowatt Hour Meter	
D 11	1000	35592	39616	4024000	Off-Pk $.029195/KWH	117483.
D 08	1000	17035	19014	1979000	Interm $.041945/KWH	83010.
D 05	1000	17836	19929	2093000	On-Pk $.057465/KWH	120276.
		Total KWH Billed		8096000	Non-Residential-GT 3A	
		*Maximum Demand		15980.0	Distribution Charge	107066.
		*On-Peak Demand		15980.0	Production & Transm	170187.
		*Curtailment Demand		0.0	Curtailment Credit-CS	.
		*Curtailment Demand		0.0	Curtailment Penalty-CS	.
					Discount	29773.
					Fuel Cost Adjustment at $.00539730 per KWH	43696.
					DC Gross Receipts Adjustment	22438.
					NET CURRENT BILL	634384.
					Prior Bill Amount	1360570.
					Payments Through Sep 12	669843.
					TOTAL BALANCE FORWARD	605837.
					Conservation Rebate	84889.
					PLEASE PAY THE AMOUNT NOW DUE	1240221.

Just a reminder that a past due amount remained on your accour
at the time we prepared your bill.

The scheduled meter read date for your next bill is Sep 26, 19

SEE REVERSE SIDE FOR IMPORTANT INFORMATION *IF APPLICABLE PRINTED ON RECYCLED PAPER

pepco

59

Potomac Electric Power Company
P.O. Box 2812 Washington, DC 20067-2812
Telephone (202) 833-7500
(Pepco's Taxpayer Identification No. 53-0127880)

AMOUNT PAID
643239238

TYPE OF BILL: Actual Reading — Reminder Notice
Summer Rates In Effect

SERVICE ADDRESS: WALTER REED HOSPITAL

H
01
WALTER REED ARMY MED CTR
ATT: HSHLL DPW/BUDGET
ROOM C 028 BUILDING 1
WASHINGTON DC 20307-5001

Due Oct 26, 19941192887.23
Due After Oct 261207543.89

Payment may be made payable to **pepco**

PLEASE WRITE THE ACCOUNT NO. ON YOUR REMITTANCE ▶

802511160180545557351207543891026941192887230000251116018

PLEASE DETACH HERE AND RETURN THIS PART WITH YOUR PAYMENT

▶ 0251116018 01

TYPE OF BILL: Actual Reading
Summer Rates In Effect

SERVICE ADDRESS: WALTER REED HOSPITAL

SERVICE PERIOD: Aug 24 to Sep 26 1994 33 DAYS

METER NO. LAST DIGITS	MULTI-PLIER	METER READING PREVIOUS	METER READING PRESENT	KWH USED KW DEMAND*	DESCRIPTION	AMOUNT
R919	1000	3209	6125	2916000	Kilowatt Hour Meter	
R921	1000	6250	9380	3130000	Kilowatt Hour Meter	
R920	1000	704	3790	3086000	Kilowatt Hour Meter	
D 11	1000	39616	44310	4694000	Off-Pk $.029286/KWH	137472.60
D 08	1000	19014	21174	2160000	Interm $.042036/KWH	90799.66
D 05	1000	19929	22186	2257000	On-Pk $.057556/KWH	129904.60
		Total KWH Billed		9111000	Non-Residential-GT 3A	
		*Maximum Demand		15270.0	Distribution Charge	102309.00
		*On-Peak Demand		15220.0	Production & Transm	162093.00
		*Curtailment Demand		0.0	Curtailment Credit-CS	.00
		*Curtailment Demand		0.0	Curtailment Penalty-CS	.00

Discount	30943.59CR
Fuel Cost Adjustment at $.00359990 per KWH	32798.68
DC Gross Receipts Adjustment	22895.93
NET CURRENT BILL	647329.88
Prior Bill Amount	1240221.39
Payments Through Oct 5	690726.54CR
TOTAL BALANCE FORWARD	545557.35
Conservation Rebate	3937.50CR

PLEASE PAY THE AMOUNT NOW DUE 1192887.23

After Oct 26, 1994, a Late Payment Charge of $14656.66 will be added, increasing the amount due to $1207543.89.

Just a reminder that a past due amount remained on your account at the time we prepared your bill.

The scheduled meter read date for your next bill is Oct 25, 1994.

SEE REVERSE SIDE FOR IMPORTANT INFORMATION *IF APPLICABLE

Potomac Electric Power Company
P.O. Box 2812 Washington, DC 20067-2812
Telephone (202) 833-7500

pepco

Pepco's Taxpayer Identification No. 53-0127880)

AMOUNT PAI

TYPE OF BILL Edited Reading — Winter Rates In Effect

SERVICE ADDRESS 14TH & ELDER STS NW

H 20
WALTER REED ARMY MED CTR
FACILITIES ENGR DIV
GA AVE & BUTTERNUT ST NW
WASHINGTON DC 20012

Due Feb 25, 1992	38269.1E
Late Payment Charge	.0C
Due After Feb 25	38269.1E

Payment may be made payable to pepco

PLEASE WRITE THE ACCOUNT NO. ON YOUR REMITTANCE ▶ ACCOUNT NO.

3025112401200000000000382691802259200382691800002511240 12

PLEASE DETACH HERE AND RETURN THIS PART WITH YOUR PAYMENT

ACCOUNT NO. ▶ 0251124012 20 Edited Read... Winter Rates... 14TH & ELDER STS NW Dec 28 to Ja... 3E

METER NO. LAST DIGITS	MULTI-PLIER	METER READING PREVIOUS	METER READING PRESENT	KWH USED KW DEMAND*	DESCRIPTION	AMOUNT
N965	1000	2901	3326	425000	Kilowatt Hour Meter	
N964	1000	2284	2742	458000	Kilowatt Hour Meter	
				468425	Off-Pk $.028329/KWH	13270.4E
				204821	Int-Pk $.037259/KWH	7631.6E
				209665	On-Pk $.043272/KWH	9072.7E
		Total KWH Billed		882911	Non-Residential-GT 3A	
		*Maximum Demand		1698.2	Distribution Charge	10274.11
		*On-Peak Demand		1588.4	Production & Transm	.0C
					Discount	2012.4E
					Fuel Cost Adjustment at $.00135670- per KWH	1197.8E
					DC Gross Receipts Adjustment	1230.5E
					NET CURRENT BILL	38269.1E
					Prior Bill Amount	41853.3E
					Payments Through Feb 3	41853.3E
					PLEASE PAY THE AMOUNT NOW DUE	38269.1E

You may have noticed that PEPCO's bill format looks different. See Lines Plus for an explanation on how your bill has changed.

Practicing energy conservation today means saving money and energy without sacrificing comfort and convenience. For energy-saving tips or descriptions of the wide array of Powerwatchers options available to you, call us at (202) 833-7500.

SEE REVERSE SIDE FOR IMPORTANT INFORMATION *IF APPLICABLE

Potomac Electric Power Company

P.O. Box 2812 Washington, DC 20067-2812
Telephone (202) 833-7500

(Pepco's Taxpayer Identification No. 53-0127880)

AMOUNT PAID

:285

TYPE OF Actual Reading — Winter Rates In Effect

RVICE DRESS 14TH & ELDER STS NW

WALTER REED ARMY MED CTR
FACILITIES ENGR DIV
-- GA AVE & BUTTERNUT ST NW
WASHINGTON DC 20012

Due Mar 19, 1992	39156.39
Late Payment Charge	391.56
Due After Mar 19	39547.95

Payment may be made payable to pepco

PLEASE WRITE THE ACCOUNT NO. ON YOUR REMITTANCE ▶

20251124012000000000003954795031992003915639000025112401 2

PLEASE DETACH HERE AND RETURN THIS PART WITH YOUR PAYMENT

▶ 0251124012 20

TYPE OF BILL Actual Reading
Winter Rates In Effect

ICE RESS 14TH & ELDER STS NW

SERVICE PERIOD Jan 27 to Feb 26 1992 30 DAYS

MULTIPLIER	METER READING PREVIOUS	METER READING PRESENT	KWH USED KW DEMAND*	DESCRIPTION	AMOUNT
5 1000	3326	3628	302000	Kilowatt Hour Meter	
4 1000	2742	3300	558000	Kilowatt Hour Meter	
			402573	Off-Pk $.028329/KWH	11404.89
			219825	Int-Pk $.037260/KWH	8190.68
			238201	On-Pk $.043261/KWH	10304.92
			860599	Non-Residential-GT 3A	
			1725.0	Distribution Charge	10436.25
			1698.2	Production & Transm	.00
				Discount	2016.84CR
				Fuel Cost Adjustment at $.00049100- per KWH	422.55CR
				DC Gross Receipts Adjustment	1259.04
				NET CURRENT BILL	39156.39
				Prior Bill Amount	38269.18
				Payments Through Feb 27	38269.18CR
				PLEASE PAY THE AMOUNT NOW DUE	39156.39

tal KWH Billed
Maximum Demand
*On-Peak Demand

er Mar 19, 1992, a Late Payment Charge of $391.56 will be ed, increasing the amount due to $39547.95.

cticing energy conservation today means saving money and rgy without sacrificing comfort and convenience. For energy- ing tips or descriptions of the wide array of Powerwatchers ions available to you, call us at (202) 833-7500.

iod	Days	KWH-Used	Avg KWH per Day	% Change
91	31	821666	26505.4	
92	30	860599	28686.6	8.2

EE REVERSE SIDE FOR IMPORTANT INFORMATION *IF APPLICABLE

pepco

12253

Potomac Electric Power Company
P.O. Box 2812 Washington, DC 20067-2812
Telephone (202) 833-7500

Pepco's Taxpayer Identification No. 53-0127880)

AMOUNT PAID

TYPE OF BILL Actual Reading Winter Rates In Effect

SERVICE ADDRESS 14TH & ELDER STS NW

H --- WALTER REED ARMY MED CTR
20 FACILITIES ENGR DIV
--- GA AVE & BUTTERNUT ST NW
WASHINGTON DC 20012

Due Apr 20, 1992	37413.14
Late Payment Charge	374.13
Due After Apr 20	37787.27

Payment may be made payable to pepco

PLEASE WRITE THE ACCOUNT NO. ON YOUR REMITTANCE ▶

402511240120000000000037787270420920037413140000251124012

PLEASE DETACH HERE AND RETURN THIS PART WITH YOUR PAYMENT

▶ 0251124012 20

TYPE OF BILL Actual Reading Winter Rates In

SERVICE ADDRESS 14TH & ELDER STS NW

SERVICE PERIOD Feb 26 to Mar 2

METER NO. LAST DIGITS	MULTI-PLIER	METER READING PREVIOUS	METER READING PRESENT	KWH USED KW DEMAND*	DESCRIPTION	AMOUNT
N965	1000	3628	4033	405000	Kilowatt Hour Meter	
N964	1000	3300	3719	419000	Kilowatt Hour Meter	
				373950	Off-Pk $.028329/KWH	10594.00
				214384	Int-Pk $.037260/KWH	7987.95
				231395	On-Pk $.043263/KWH	10011.04
	Total KWH Billed			819729	Non-Residential-GT 3A	
	*Maximum Demand			1660.7	Distribution Charge	10047.24
	*On-Peak Demand			1642.0	Production & Transm	.00

Discount	1932.01CR
Fuel Cost Adjustment at $.00060760- per KWH	498.07CR
DC Gross Receipts Adjustment	1202.99
NET CURRENT BILL	37413.14
Prior Bill Amount	39156.39
Payments Through Mar 30	39156.39CR
PLEASE PAY THE AMOUNT NOW DUE	37413.14

After Apr 20, 1992, a Late Payment Charge of $374.13 will be added, increasing the amount due to $37787.27.

PEPCO wants to help you shed some light on energy efficiency through use of compact fluorescent and halogen light bulbs. See this month's issue of Lines for information. Later this month, PEPCO will begin mailing coupons to every residential customer for up to 75 percent off the purchase price of these energy-efficient bulbs. Be sure to watch for them.

Period	Days	KWH-Used	Avg KWH per Day	% Change
Mar 91	29	786619	27124.8	
Mar 92	29	819729	28266.5	4.2

SEE REVERSE SIDE FOR IMPORTANT INFORMATION *IF APPLICABLE

Potomac Electric Power Company

pepco

12071

Potomac Electric Power Company

P.O. Box 2812 Washington, DC 20067-2812
Telephone (202) 833-7500

Pepco's Taxpayer Identification No. 53-0127880

AMOUNT PAID

TYPE OF BILL: Actual Reading — Winter Rates In Effect

SERVICE ADDRESS: 14TH & ELDER STS NW

H
20

WALTER REED ARMY MED CTR
FACILITIES ENGR DIV
GA AVE & BUTTERNUT ST NW
WASHINGTON DC 20012

Due May 19, 1992	36475.43
Late Payment Charge	364.75
Due After May 19	36840.18

Payment may be made payable to pepco

PLEASE WRITE THE ACCOUNT NO. ON YOUR REMITTANCE ▶

3025112401200000000000368401805199200364754300002511240 12

PLEASE DETACH HERE AND RETURN THIS PART WITH YOUR PAYMENT

▶ 0251124012 20

TYPE OF BILL: Actual Reading — Winter Rates In Effect

SERVICE ADDRESS: 14TH & ELDER STS NW

SERVICE PERIOD: Mar 26 to Apr 28 1992 29 DA

METER NO. LAST DIGITS	MULTI-PLIER	METER READING PREVIOUS	METER READING PRESENT	KWH USED KW DEMAND*	DESCRIPTION	AMOUNT
N965	1000	4033	4437	404000	Kilowatt Hour Meter	
N964	1000	3719	4132	413000	Kilowatt Hour Meter	
				374437	Off-Pk $.028329/KWH	10607.80
				215224	Interm $.037260/KWH	8019.25
				227939	On-Pk $.043265/KWH	9861.81
		Total KWH Billed		817600	Non-Residential-GT 3A	
		*Maximum Demand		1639.3	Distribution Charge	9917.77
		*On-Peak Demand		1620.6	Production & Transm	.00
					Discount	1920.33CR
					Fuel Cost Adjustment at $.00144780- per KWH	1183.72CR
					DC Gross Receipts Adjustment	1172.85
					NET CURRENT BILL	36475.43
					Prior Bill Amount	37413.14
					Payments Through Apr 28	37413.14CR
					PLEASE PAY THE AMOUNT NOW DUE	36475.43

After May 19, 1992, a Late Payment Charge of $364.75 will be added, increasing the amount due to $36840.18.

PEPCO's Kilowatchers Club is a great way to save money and conserve energy. If you're not a member, see this month's issue of Lines for details on how to take advantage of this Powerwatchers opportunity, or call (202) 833-7500 for information. Current members need not reapply.

Period	Days	KWH-Used	Avg KWH per Day	% Change
Apr 91	30	811786	27059.5	
Apr 92	29	817600	28193.1	4.2

SEE REVERSE SIDE FOR IMPORTANT INFORMATION *IF APPLICABLE

Potomac Electric Power Company

pepco

Potomac Electric Power Company
P.O. Box 2812 Washington, DC 20067-2812
Telephone (202) 833-7500

Pepco's Taxpayer Identification No. 53-0127880

AMOUNT PAID

12114

TYPE OF BILL Actual Reading — Winter Rates In Effect

SERVICE ADDRESS 14TH & ELDER STS NW

H
20

WALTER REED ARMY MED CTR
FACILITIES ENGR DIV
GA AVE & BUTTERNUT ST NW
WASHINGTON DC 20012

Due Jun 18, 1992	43784.44
Late Payment Charge	437.84
Due After Jun 18	44222.28

Payment may be made payable to pepco

PLEASE WRITE THE ACCOUNT NO. ON YOUR REMITTANCE ▶

702511240120000000000044222280618920043784440000251124012

PLEASE DETACH HERE AND RETURN THIS PART WITH YOUR PAYMENT

▶ 0251124012 20

TYPE OF BILL Actual Reading — Winter Rates In Effect

SERVICE ADDRESS 14TH & ELDER STS NW

SERVICE PERIOD Apr 24 to May 28 1992 32 D

METER NO LAST DIGITS	MULTI-PLIER	METER READING PREVIOUS	METER READING PRESENT	KWH USED KW DEMAND*	DESCRIPTION	AMOUNT
N965	1000	4437	4902	465000	Kilowatt Hour Meter	
N964	1000	4132	4571	439000	Kilowatt Hour Meter	
				448880	Off-Pk $.028329/KWH	12716.77
				220923	Interm $.037259/KWH	8231.59
				237110	On-Pk $.043261/KWH	10257.81
	Total KWH Billed			906913	Non-Residential-GT 3A	
	*Maximum Demand			2121.4	Distribution Charge	12834.47
	*On-Peak Demand			1671.4	Production & Transm	.00
					Discount	2202.03C
					Fuel Cost Adjustment at $.00059320 per KWH	537.98
					DC Gross Receipts Adjustment	1407.85
					NET CURRENT BILL	43784.44
					Prior Bill Amount	36475.43
					Payments Through May 28	36475.43C
					PLEASE PAY THE AMOUNT NOW DUE	43784.44

After Jun 18, 1992, a Late Payment Charge of $437.84 will be added, increasing the amount due to $44222.28.

Please note that summer billing rates will be applied to your next bill, and will be in effect through your October bill. So, the electricity you use after the service period shown above will be priced on summer rates. Rates are higher in the summer because it costs more to meet the higher demand for electricity created by heavy air conditioner use. The situation is just the opposite in the winter billing months (November-May) when demand for electricity diminishes, and rates are lower.

Period	Days	KWH-Used	Avg KWH per Day	% Change
May 91	29	950982	32792.5	
May 92	32	906913	28341.0	13.6-

SEE REVERSE SIDE FOR IMPORTANT INFORMATION *IF APPLICABLE

pepco

Potomac Electric Power Company
P.O. Box 2812 Washington, DC 20067-2812
Telephone (202) 833-7500

Pepco's Taxpayer Identification No. 53-0127880

AMOUNT PAID

120853

TYPE OF BILL: Actual Reading — Summer Rates In Effect

SERVICE ADDRESS: 14TH & ELDER STS NW

H
20

WALTER REED ARMY MED CTR
FACILITIES ENGR DIV
GA AVE & BUTTERNUT ST NW
WASHINGTON DC 20012

Due Jul 20, 1992	80532.14
Late Payment Charge	805.32
Due After Jul 20	81337.46

Payment may be made payable to pepco

PLEASE WRITE THE ACCOUNT NO. ON YOUR REMITTANCE ▶

4025112401200000000000813374607209200805321400025112401 2

PLEASE DETACH HERE AND RETURN THIS PART WITH YOUR PAYMENT

▶ 0251124012 20 TYPE OF Actual Reading Summer Rates

METER NO. LAST DIGITS	MULTI-PLIER	METER READING PREVIOUS	METER READING PRESENT	KWH USED KW DEMAND*	DESCRIPTION	AMOUNT
N965	1000	4902	5365	463000	Kilowatt Hour Meter	
N964	1000	4571	5211	640000	Kilowatt Hour Meter	
				515205	Off-Pk $.026380/KWH	13591.11
				287565	Interm $.038019/KWH	10933.22
				301071	On-Pk $.052254/KWH	15732.30
	Total KWH Billed			1103841	Non-Residential-GT 3A	
	*Maximum Demand			2584.8	Distribution Charge	15638.04
	*On-Peak Demand			2584.8	Production & Transm	25072.56
					Discount	4048.36
					Fuel Cost Adjustment at $.00092750 per KWH	1023.81
					DC Gross Receipts Adjustment	2589.46
					NET CURRENT BILL	80532.14
					Prior Bill Amount	43784.44
					Payments Through Jun 26	43784.44
					PLEASE PAY THE AMOUNT NOW DUE	80532.14

After Jul 20, 1992, a Late Payment Charge of $805.32 will be added, increasing the amount due to $81337.46.

Thank you for the prompt manner in which you pay your bill.

See the June issue of LINES to learn if you qualify for Pepco's Time-Of-Use rates, or call TOU Services at (202) 331-6248 *** T schedule a free presentation on energy-related topics for your organization, call Pepco's Speakers Bureau at (202) 872-2336.

RECEIVED 2 July 92

Period	Days	KWH-Used	Avg KWH per Day	% Change
Jun 91	32	1490347	46573.3	
Jun 92	29	1103841	38063.5	18.3-

SEE REVERSE SIDE FOR IMPORTANT INFORMATION *IF APPLICABLE

Potomac Electric Power Company

Potomac Electric Power Company
P O. Box 2812 Washington. DC 20067-2812
Telephone (202) 833-7500
Pepco's Taxpayer Identification No 53-0127880)

pepco

AMOUNT PAID

12350

TYPE OF BILL: Actual Reading — Summer Rates In Effect

SERVICE ADDRESS: 14TH & ELDER STS NW

H
20---

WALTER REED ARMY MED CTR
FACILITIES ENGR DIV
GA AVE & BUTTERNUT ST NW
WASHINGTON DC 20012

Due Aug 18, 1992 107405.95
Due After Aug 18 108480.01

Payment may be made payable to **pepco**

PLEASE WRITE THE ACCOUNT NO. ON YOUR REMITTANCE ▶

3025112401200000000001084800108189201074059500025112401 2

PLEASE DETACH HERE AND RETURN THIS PART WITH YOUR PAYMENT

ACCOUNT ▶ 0251124012 20

TYPE OF BILL: Actual Reading — Summer Rates In Effect

SERVICE ADDRESS: 14TH & ELDER STS NW

SERVICE PERIOD: Jun. 24 to Jul 24 1992 30

METER NO. LAST DIGITS	MULTI-PLIER	METER READING PREVIOUS	METER READING PRESENT	KWH USED KW DEMAND*	DESCRIPTION	AMOUNT
N965	1000	5365	6019	654000	Kilowatt Hour Meter	
N964	1000	5211	6081	870000	Kilowatt Hour Meter	
				738451	Off-Pk $.027422/KWH	20250.30
				381525	Interm $.039521/KWH	15078.50
				403863	On-Pk $.054296/KWH	21928.54
			Total KWH Billed	1523839	Non-Residential-GT 3A	
			*Maximum Demand	3018.8	Distribution Charge	19033.53
			*On-Peak Demand	3018.8	Production & Transm	30479.81
					Discount	5338.52C
					Avg. Fuel Cost Adjustment at $.00165390 per KWH	2520.23
					DC Gross Receipts Adjustment	3453.56
					NET CURRENT BILL	107405.95
					Prior Bill Amount	80532.14
					Payments Through Jul 28	80532.14C
					PLEASE PAY THE AMOUNT NOW DUE	107405.95

After Aug 18, 1992, a Late Payment Charge of $1074.06 will be added, increasing the amount due to $108480.01.

In the market for a new home? Look for a Pepco Energy Saver Home..."Energy Efficiency With All the Comforts of Home.(sm)" See details in LINES.

Period	Days	KWH-Used	Avg KWH per Day	% Change
Jul 91	30	1570391	52346.4	
Jul 92	30	1523839	50794.6	3.0-

SEE REVERSE SIDE FOR IMPORTANT INFORMATION *IF APPLICABLE

Potomac Electric Power Co.

pepco

Potomac Electric Power Company

AMOUNT PAID

12277

Actual Reading

Summer Rates In Effect

SERVICE ADDRESS 14TH & ELDER STS NW

H
20

WALTER REED ARMY MED CTR
FACILITIES ENGR DIV
GA AVE & BUTTERNUT ST NW
WASHINGTON DC 20012

Due Sep 16, 1992 101739.54
Due After Sep 16 102756.94

Payment may be made payable to **pepco**

PLEASE WRITE THE ACCOUNT NUMBER ON YOUR PAYMENT ▷

70251124012000000000010275694091692010173954000025112401 2

PLEASE DETACH HERE AND RETURN THIS PART WITH YOUR PAYMENT

▷ 0251124012 20

SERVICE ADDRESS 14TH & ELDER STS NW

TYPE OF BILL Actual Reading
Summer Rates In Effect

SERVICE PERIOD Jul 24 to Aug 24 1992 31 DAYS

REG. NO. / METER NO.	MULTIPLIER	METER READING PREVIOUS	METER READING PRESENT	KWH USED / KW DEMAND	DESCRIPTION	AMOUNT
N965	1000	6019	6542	523000	Kilowatt Hour Meter	
N964	1000	6081	6882	801000	Kilowatt Hour Meter	
				656992	Off-Pk $.028219/KWH	18540.31
				323149	Interm $.040670/KWH	13142.47
				343899	On-Pk $.055880/KWH	19217.24
		Total KWH Billed		1324040	Non-Residential-GT 3A	
		*Maximum Demand		3010.8	Distribution Charge	19570.20
		*On-Peak Demand		2992.0	Production & Transm	31116.80
					Discount	5079.35CR
					Fuel Cost Adjustment at $.00148070 per KWH	1960.51
					DC Gross Receipts Adjustment	3271.36
					NET CURRENT BILL	101739.54
					Prior Bill Amount	107405.95
					Payments Through Aug 26	107405.95CR
					PLEASE PAY THE AMOUNT NOW DUE	101739.54

After Sep 16, 1992, a Late Payment Charge of $1017.40 will be added, increasing the amount due to $102756.94.

Are you thinking about buying a new air conditioner or heat pump? Pepco offers rebates on qualifying high efficiency units. For more details, call Pepco's Residential Energy Services at (202)872-2465.

pepco

Potomac Electric Power Company
P.O. Box 2812 Washington, DC 20067-2812
Telephone (202) 833-7500

Pepco's Taxpayer Identification No. 53-0127880)

AMOUNT PAID

L2325

TYPE OF BILL Actual Reading

Summer Rates In Effect

SERVICE ADDRESS 14TH & ELDER STS NW

H WALTER REED ARMY MED CTR
20 FACILITIES ENGR DIV
--- GA AVE & BUTTERNUT ST NW
WASHINGTON DC 20012

Due Oct 19, 1992 111135.97
Due After Oct 19 112247.33

Payment may be made payable to pepco

PLEASE WRITE THE ACCOUNT NO. ON YOUR REMITTANCE ▶

9025112401200000000001122473310199201111359700002511240 12

PLEASE DETACH HERE AND RETURN THIS PART WITH YOUR PAYMENT

▶ 0251124012 20

14TH & ELDER STS NW Actual Reading Summer Rates Aug 24 to Sep

METER NO LAST DIGITS	MULTI-PLIER	METER READING PREVIOUS	METER READING PRESENT	KWH USED KW DEMAND*	DESCRIPTION	AMOUNT
N965	1000	6542	7448	906000	Kilowatt Hour Meter	
N964	1000	6882	7612	730000	Kilowatt Hour Meter	
				794748	Off-Pk $.028220/KWH	22427.79
				410222	Interm $.040670/KWH	16683.73
				431528	On-Pk $.055868/KWH	24108.69
		Total KWH Billed		1636498	Non-Residential-GT 3A	
		*Maximum Demand		2981.3	Distribution Charge	19378.45
		*On-Peak Demand		2981.3	Production & Transm	31005.52
					Discount	5680.21(
					Fuel Cost Adjustment at $.00022090- per KWH	361.50(
					DC Gross Receipts Adjustment	3573.50
					NET CURRENT BILL	111135.97
					Prior Bill Amount	101739.54
					Payments Through Sep 25	101739.54(
					PLEASE PAY THE AMOUNT NOW DUE	111135.97

After Oct 19, 1992, a Late Payment Charge of $1111.36 will be added, increasing the amount due to $112247.33.

Don't forget, summer rates are in effect June through October. Please use energy wisely.

Residential and commercial customers can save money, save energy with Pepco's Powerwatchers programs. Call 202/833-7500 for information.

30 SEP 1992

Period	Days	KWH-Used	Avg KWH per Day	% Change
Sep 91	32	1625938	50810.6	
Sep 92	30	1636498	54549.9	7.4

SEE REVERSE SIDE FOR IMPORTANT INFORMATION *IF APPLICABLE

pepco

Potomac Electric Power Company
P.O. Box 2812 Washington, DC 20067-2812
Telephone (202) 833-7500
(Pepco's Taxpayer Identification No. 53-0127880)

AMOUNT PAID

[redacted]

TYPE OF BILL: Actual Reading — Summer Rates In Effect

SERVICE ADDRESS: 14TH & ELDER STS NW

H --- WALTER REED ARMY MED CTR
20 FACILITIES ENGR DIV
--- GA AVE & BUTTERNUT ST NW
WASHINGTON DC 20012

Due Nov 16, 1992 67831.41
Due After Nov 16 68509.72

29 OCT 1992

Payment may be made payable to pepco

ADMIN OFFICE DEH

PLEASE WRITE THE ACCOUNT NO. ON YOUR REMITTANCE ▶ ACCOUNT NO.

60251124012000000000068509721116920067831410000251124012

PLEASE DETACH HERE AND RETURN THIS PART WITH YOUR PAYMENT

ACCOUNT NO. ▶ 0251124012 20

METER NO (LAST DIGITS)	MULTIPLIER	METER READING PREVIOUS	METER READING PRESENT	KWH USED KW DEMAND*	DESCRIPTION	AMOUNT
N965	1000	7448	7869	421000	Kilowatt Hour Meter	
N964	1000	7612	8024	412000	Kilowatt Hour Meter	
				398324	Off-Pk $.028219/KWH	11240.70
				210512	Interm $.040669/KWH	8561.52
				225119	On-Pk $.055912/KWH	12586.94
		Total KWH Billed		833955	Non-Residential-GT 3A	
		*Maximum Demand		2306.3	Distribution Charge	14990.95
		*On-Peak Demand		2306.3	Production & Transm	23985.52
					Discount	3568.28(
					Fuel Cost Adjustment at $.00257450- per KWH	2147.02(
					DC Gross Receipts Adjustment	2181.08
					NET CURRENT BILL	67831.41
					Prior Bill Amount	111135.97
					Payments Through Oct 26	111135.97(
					PLEASE PAY THE AMOUNT NOW DUE	67831.41

After Nov 16, 1992, a Late Payment Charge of $678.31 will be added, increasing the amount due to $68509.72.

Pepco's new Custom Rebate Program offers commercial customers cash rebates for improvements in energy efficiency to any existing electrical equipment. If you're replacing worn equipment, remodeling or looking to lower overhead, call Pepco at 202/872-4630 for additional information about this comprehensive program.

The scheduled meter read date for your next bill is Nov 20, 1992

SEE REVERSE SIDE FOR IMPORTANT INFORMATION *IF APPLICABLE

Potomac Electric Power Company

pepco

12205

Potomac Electric Power Company
P.O. Box 2812 Washington, DC 20067-2812
Telephone (202) 833-7500

Pepco's Taxpayer Identification No. 53-0127880

AMOUNT PAID

TYPE OF BILL Actual Reading — Winter Rates In Effect

SERVICE ADDRESS 14TH & ELDER STS NW

DEC 1992

H 20 ---
WALTER REED ARMY MED CTR
FACILITIES ENGR DIV
GA AVE & BUTTERNUT ST NW
WASHINGTON DC 20012

Due Dec 15, 1992 38495.66
Due After Dec 15 38880.62

Payment may be made payable to pepco

PLEASE WRITE THE ACCOUNT NO. ON YOUR REMITTANCE ▶

7025112401200000000000388806212159200384956600002511240 12

PLEASE DETACH HERE AND RETURN THIS PART WITH YOUR PAYMENT

ACCOUNT NO. ▶ 0251124012 | 20

TYPE OF BILL Actual Reading — Winter Rates In Effect

SERVICE ADDRESS 14TH & ELDER STS NW

SERVICE PERIOD Oct 22 to Nov 20 1992 29

METER NO. LAST DIGITS	MULTI-PLIER	METER READING PREVIOUS	METER READING PRESENT	KWH USED KW DEMAND*	DESCRIPTION	AMOUNT
N965	1000	7869	8289	420000	Kilowatt Hour Meter	
N964	1000	8024	8437	413000	Kilowatt Hour Meter	
				399981	Off-Pk $.030319/KWH	12127.42
				212016	Interm $.039900/KWH	8459.44
				223632	On-Pk $.046283/KWH	10350.36
		Total KWH Billed		835629	Non-Residential-GT 3A	
		*Maximum Demand		1684.8	Distribution Charge	10951.20
		*On-Peak Demand		1674.1	Production & Transm	.00
					Discount	2094.42
					Fuel Cost Adjustment at $.00303500- per KWH	2536.13
					DC Gross Receipts Adjustment	1237.79
					NET CURRENT BILL	38495.66
					Prior Bill Amount	67831.41
					Payments Through Nov 24	67831.41
					PLEASE PAY THE AMOUNT NOW DUE	38495.66

After Dec 15, 1992, a Late Payment Charge of $384.96 will be added, increasing the amount due to $38880.62.

Pepco has filed its Productivity Improvement Plan for 1992 with the D.C. Public Service Commission. The plan sets forth cost-effective productivity improvement goals for Pepco. For more information or to obtain a copy, call 202/833-7500, or visit the Pepco Customer Service Center at 1900 Pennsylvania Ave., N.W. Hours are 8:30 a.m. to 5:15 p.m.

The scheduled meter read date for your next bill is Dec 22, 199

Period	Days	KWH-Used	Avg KWH per Day	% Change
Nov 91	27	753271	27898.9	
Nov 92	29	835629	28814.8	3.3

SEE REVERSE SIDE FOR IMPORTANT INFORMATION *IF APPLICABLE

pepco

Potomac Electric Power Company
P.O. Box 2812 Washington, DC 20067-2812
Telephone (202) 833-7500

(Pepco's Taxpayer Identification No. 53-0127880)

AMOUNT PAID

TYPE OF BILL: Actual Reading — Winter Rates In Effect

SERVICE ADDRESS: 14TH & ELDER STS NW

JAN 04 1993
ADMIN OFFICE DEH

H
20 WALTER REED ARMY MED CTR
--- FACILITIES ENGR DIV
GA AVE & BUTTERNUT ST NW
WASHINGTON DC 20012

Due Jan 19, 1993 40033.87
Due After Jan 19 40434.21

Payment may be made payable to pepco

PLEASE WRITE THE ACCOUNT NO. ON YOUR REMITTANCE ▶ ACCOUNT NO.

30251124012000000000040434210119930040033870000[redacted]

PLEASE DETACH HERE AND RETURN THIS PART WITH YOUR PAYMENT

ACCOUNT NO. ▶ 0251124012 20

METER NO. LAST DIGITS	MULTI-PLIER	METER READING PREVIOUS	METER READING PRESENT	KWH USED KW DEMAND*	DESCRIPTION	AMOUNT
N965	1000	8289	8746	457000	Kilowatt Hour Meter	
N964	1000	8437	8909	472000	Kilowatt Hour Meter	
				459534	Off-Pk $.030319/KWH	13933.07
				231905	Interm $.039900/KWH	9253.01
				239903	On-Pk $.046276/KWH	11101.92
		Total KWH Billed		931342	Non-Residential-GT 3A	
		*Maximum Demand		1711.6	Distribution Charge	11125.40
		*On-Peak Demand		1711.6	Production & Transm	.00
					Discount	2270.67
					Fuel Cost Adjustment at $.00472020- per KWH	4396.12
					DC Gross Receipts Adjustment	1287.26
					NET CURRENT BILL	40033.87
					Prior Bill Amount	38495.66
					Payments Through Dec 29	38495.66
					PLEASE PAY THE AMOUNT NOW DUE	40033.87

After Jan 19, 1993, a Late Payment Charge of $400.34 will be added, increasing the amount due to $40434.21.

The D.C. Energy Office offers the Low-Income Home Energy Assistance Program (LIHEAP) and the Complementary Energy Assistance Program (CEAP) to help qualified customers with thei electric bills. Call the D.C. Energy Office at (202) 724-2100. **** Pepco has filed its 1992 Productivity Improvement Plan wit the D.C. Public Service Commission. For more information or to obtain a copy, call 202/833-7500, or visit our Customer Service Center at 1900 Pennsylvania Avenue, N.W.

SEE REVERSE SIDE FOR IMPORTANT INFORMATION *IF APPLICABLE

Potomac Electric Power Company

pepco

Potomac Electric Power Company
P.O. Box 2812 Washington, DC 20067-2812
Telephone (202) 833-7500
Pepco's Taxpayer Identification No. 53-0127880

AMOUNT PAID

12339

TYPE OF BILL Actual Reading — Winter Rates In Effect

SERVICE ADDRESS 14TH & ELDER STS NW

H
20

WALTER REED ARMY MED CTR
FACILITIES ENGR DIV
GA AVE & BUTTERNUT ST NW
WASHINGTON DC 20012

Due Feb 18, 1993 42016.91
Due After Feb 18 42437.08

Payment may be made payable to **pepco**

PLEASE WRITE THE ACCOUNT NO. ON YOUR REMITTANCE ▶

80251124012000000000004243708021893004201691000025112401 2

PLEASE DETACH HERE AND RETURN THIS PART WITH YOUR PAYMENT

ACCOUNT NO. ▶ 0251124012 | 20 | TYPE OF BILL Actual Reading — Winter Rates In Effect

SERVICE ADDRESS 14TH & ELDER STS NW | SERVICE PERIOD Dec 23 to Jan 25 1993 34 DAYS

METER NO. LAST DIGITS	MULTI-PLIER	METER READING PREVIOUS	METER READING PRESENT	KWH USED KW DEMAND*	DESCRIPTION	AMOUNT
N965	1000	8746	9218	472000	Kilowatt Hour Meter	
N964	1000	8909	9388	479000	Kilowatt Hour Meter	
				507884	Off-Pk $.030319/KWH	15399.04
				218510	Interm $.039900/KWH	8718.55
				226248	On-Pk $.046281/KWH	10471.20
			Total KWH Billed	952642	Non-Residential-GT 3A	
			*Maximum Demand	1746.4	Distribution Charge	11351.60
			*On-Peak Demand	1746.4	Production & Transm	.00
					Discount	2297.02CR
					Fuel Cost Adjustment at $.00312550- per KWH	2977.48CR
					DC Gross Receipts Adjustment	1351.02
					NET CURRENT BILL	42016.91
					Prior Bill Amount	40033.87
					Payments Through Jan 28	40033.87CR
					PLEASE PAY THE AMOUNT NOW DUE	42016.91

After Feb 18, 1993, a Late Payment Charge of $420.17 will be added, increasing the amount due to $42437.08.

Thank you for being a prompt paying customer.

Winter rates are in effect now through the billing month of May. Even though winter rates are lower than those in summer, always remember to use energy wisely.

pepco

Potomac Electric Power Company
P.O. Box 2812 Washington, DC 20067-2812
Telephone (202) 833-7500

Pepco's Taxpayer Identification No. 53-0127880

AMOUNT PAID

1879

Edited Reading

Winter Rates In Effect

SERVICE ADDRESS 14TH & ELDER STS NW

MAR 5 1993
ADMIN OFFICE, DEH

H WALTER REED ARMY MED CTR
20 FACILITIES ENGR DIV
GA AVE & BUTTERNUT ST NW
WASHINGTON DC 20012

Due Mar 19, 1993 38246.45
Due After Mar 19 38628.91

Payment may be made payable to **pepco**

PLEASE WRITE THE ACCOUNT NO. ON YOUR REMITTANCE ▶

60251124012000000000038628910319930038246450000251124012

PLEASE DETACH HERE AND RETURN THIS PART WITH YOUR PAYMENT

ACCOUNT NO. ▶ 0251124012 20

Edited Reading
Winter Rates In Effect
SERVICE ADDRESS 14TH & ELDER STS NW
Jan 25 to Feb 24 1993 29 DAYS

METER NO. LAST DIGITS	MULTIPLIER	METER READING PREVIOUS	METER READING PRESENT	KWH USED KW DEMAND*	DESCRIPTION	AMOUNT
N965	1000	9218	9626	408000	Kilowatt Hour Meter	
N964	1000	9388	9790	402000	Kilowatt Hour Meter	
				401289	Off-Pk $.030319/KWH	12167.08
				198870	Interm $.039899/KWH	7934.91
				210207	On-Pk $.046288/KWH	9730.26
		Total KWH Billed		810366	Non-Residential-GT 3A	
		*Maximum Demand		1770.6	Distribution Charge	11508.90
		*On-Peak Demand		1770.6	Production & Transm	.00
					Discount	2067.06CR
					Fuel Cost Adjustment at $.00278570- per KWH	2257.43CR
					DC Gross Receipts Adjustment	1229.79
					NET CURRENT BILL	38246.45
					Prior Bill Amount	42016.91
					Payments Through Feb 26	42016.91CR
					PLEASE PAY THE AMOUNT NOW DUE	38246.45

After Mar 19, 1993, a Late Payment Charge of $382.46 will be added, increasing the amount due to $38628.91.

Are you finding it difficult to pay your electric bill? See the February issue of Lines for Pepco programs which can make paying your electric bill easier and more convenient. Or call us at (202) 833-7500 anytime and speak to one of our customer service representatives. They also can refer you to energy assistance programs in your area that provide financial assistance for qualified customers. And while you're talking with us, ask about Pepco's money-saving Powerwatchers options.

The scheduled meter read date for your next bill is Mar 24, 1993.

SEE REVERSE SIDE FOR IMPORTANT INFORMATION *IF APPLICABLE

pepco

Potomac Electric Power Company

P O Box 2812 Washington D C 20067-2812

Telephone 202 833-7500

AMOUNT PAID

1867

TYPE Edited Reading Winter Rates In Effect

SERVICE ADDRESS 14TH & ELDER STS NW

H WALTER REED ARMY MED CTR
20 FACILITIES ENGR DIV
GA AVE & BUTTERNUT ST NW
WASHINGTON DC 20012

Due Apr 20, 1993 40249.37
Due After Apr 20 40651.86

Payment may be made payable to pepco

PLEASE WRITE THE ACCOUNT NO ON YOUR REMITTANCE ▶

202511240120000000000040651860420930040249370000251124012

PLEASE DETACH HERE AND RETURN THIS PART WITH YOUR PAYMENT

▶ 0251124012 | 20

TYPE OF BILL Edited Reading Winter Rates In Effect

SERVICE ADDRESS 14TH & ELDER STS NW

SERVICE PERIOD Feb 24 to Mar 26 1993 30 DA

METER NO. LAST DIGITS	MULTI-PLIER	METER READING PREVIOUS	METER READING PRESENT	KWH USED KW DEMAND*	DESCRIPTION	AMOUNT
N965	1000	9626	59	433000	Kilowatt Hour Meter	
N964	1000	9790	214	424000	Kilowatt Hour Meter	
				393564	Off-Pk $.030319/KWH	11932.86
				225604	Interm $.039900/KWH	9001.60
				237855	On-Pk $.046277/KWH	11007.32
		Total KWH Billed		857023	Non-Residential-GT 3A	
		*Maximum Demand		1770.6	Distribution Charge	11508.90
		*On-Peak Demand		1770.6	Production & Transm	.00
					Discount	2172.54(
					Fuel Cost Adjustment at $.00271050- per KWH	2322.97(
					DC Gross Receipts Adjustment	1294.20
					NET CURRENT BILL	40249.37
					Prior Bill Amount	38246.45
					Payments Through Mar 30	38246.45(
					PLEASE PAY THE AMOUNT NOW DUE	40249.37

After Apr 20, 1993, a Late Payment Charge of $402.49 will be added, increasing the amount due to $40651.86.

Take a look at this month's issue of Lines and meet some of your neighbors who are Powerwatching with Pepco. Learn how you can save big money and energy without sacrificing comfort and convenience.

The scheduled meter read date for your next bill is Apr 22, 199

SEE REVERSE SIDE FOR IMPORTANT INFORMATION *IF APPLICABLE

pepco

Potomac Electric Power Company
P.O. Box 2812 Washington DC 20067-2812
Telephone (202) 833-7500
Pepco's Taxpayer Identification No. 53-0127880

AMOUNT PAID

1773

Edited Reading

Winter Rates In Effect

SERVICE ADDRESS 14TH & ELDER STS NW

H
20

WALTER REED ARMY MED CTR
FACILITIES ENGR DIV
GA AVE & BUTTERNUT ST NW
WASHINGTON DC 20012

Due May 19, 1993 35506.21
Due After May 19 35861.27

Payment may be made payable to pepco

PLEASE WRITE THE ACCOUNT NO. ON YOUR REMITTANCE ▶

60251124012000000000035861270519930035506210000251124012

PLEASE DETACH HERE AND RETURN THIS PART WITH YOUR PAYMENT

ACCOUNT NO. ▶ 0251124012 20

METER NO. LAST 3 DIGITS	MULTI-PLIER	METER READING PREVIOUS	METER READING PRESENT	KWH USED KW DEMAND*	DESCRIPTION	AMOUNT
N965	1000	59	401	342000	Kilowatt Hour Meter	
N964	1000	214	628	414000	Kilowatt Hour Meter	
				379069	Off-Pk $.030319/KWH	11493.37
				184679	Interm $.039899/KWH	7368.69
				192444	On-Pk $.046298/KWH	8909.79
		Total KWH Billed		756192	Non-Residential-GT 3A	
		*Maximum Demand		1540.2	Distribution Charge	10011.30
		*On-Peak Demand		1540.2	Production & Transm	.00
					Discount	1889.15CR
					Fuel Cost Adjustment at $.00202260- per KWH	1529.47CR
					DC Gross Receipts Adjustment	1141.68
					NET CURRENT BILL	35506.21
					Prior Bill Amount	40249.37
					Payments Through Apr 28	40249.37CR
					PLEASE PAY THE AMOUNT NOW DUE	35506.21

After May 19, 1993, a Late Payment Charge of $355.06 will be added, increasing the amount due to $35861.27.

Before replacing your hot water heater, call Pepco at (202) 833-7500 for information on high-efficiency electric water heaters.

The scheduled meter read date for your next bill is May 21, 1993.

SEE REVERSE SIDE FOR IMPORTANT INFORMATION

*IF APPLICABLE

Potomac Electric Power Company

pepco

Potomac Electric Power Company
P.O. Box 2812 Washington, DC 20067-2812
Telephone (202) 833-7500

Pepco's Taxpayer Identification No. 53-0127880

AMOUNT PAID
1/11/94 [illegible]

61

TYPE OF BILL: Actual Reading — Summer Rates In Effect

SERVICE ADDRESS: 14TH & ELDER STS NW

H
01 WALTER REED ARMY MED CTR
FACILITIES ENGR DIV
GA AVE & BUTTERNUT ST NW
WASHINGTON DC 20012

Due Jul 23, 1993 191194.38
Due After Jul 23 191194.38

Payment may be made payable to **pepco**

PLEASE WRITE THE ACCOUNT NO. ON YOUR REMITTANCE ▶

3025112401200000000001911943807239301911943800002511240 12

PLEASE DETACH HERE AND RETURN THIS PART WITH YOUR PAYMENT

ACCOUNT NO. ▶ 0251124012 01

TYPE OF BILL: Actual Reading
Summer Rates In Effect
SERVICE ADDRESS: 14TH & ELDER STS NW
PERIOD: Apr 26 to Jun 24 1993 59 Days

METER NO LAST DIGITS	MULTIPLIER	METER READING PREVIOUS	METER READING PRESENT	KWH USED KW DEMAND*	DESCRIPTION	AMOUNT
N965	1000	401	1650	1249000	Kilowatt Hour Meter	
N964	1000	628	628	0	Meter Exchange	
N964	1000	628	2007	1379000	Kilowatt Hour Meter	
F-PK	1	79069	0	0	Meter Exchange	
D 11	10	0	10235	1230027	Off-Pk $.028219/KWH	34711.36
TERM	1	84679	0	0	Meter Exchange	
D 08	10	0	55622	679551	Interm $.040670/KWH	27637.34
N-PK	1	92444	0	0	Meter Exchange	
D 05	10	0	57970	718459	On-Pk $.055877/KWH	40145.98
	Total KWH Billed			2628037	Non-Residential-GT 3A	
	*Maximum Demand			5471.3	Distribution Charge	35563.45
	*On-Peak Demand			5471.3	Production & Transm	56901.52
					Discount	9747.98CR
					Avg. Fuel Cost Adjustment at $.00006280- per KWH	165.02CR
					DC Gross Receipts Adjustment	6147.73
					NET CURRENT BILL	191194.38
					PLEASE PAY THE AMOUNT NOW DUE	191194.38

Remember, summer billing rates are in effect through October--use energy wisely. To save energy and money on your electric bill, call Pepco Powerwatchers at (202) 833-7500.

The scheduled meter read date for your next bill is Jul 26, 1993.

SEE REVERSE SIDE FOR IMPORTANT INFORMATION

*IF APPLICABLE

pepco

61

Potomac Electric Power Company
P.O. Box 2812 Washington, DC 20067-2812
Telephone (202) 833-7500
Pepco's Taxpayer Identification No. 53-0127880

AMOUNT PAID

TYPE OF BILL: Actual Reading — Summer Rates In Effect

SERVICE ADDRESS: 14TH & ELDER STS NW

H 01
WALTER REED ARMY MED CTR
FACILITIES ENGR DIV
GA AVE & BUTTERNUT ST NW
WASHINGTON DC 20012

Due Aug 30, 1993 118709.88
Due After Aug 30 118709.88

Payment may be made payable to pepco

PLEASE WRITE THE ACCOUNT NO. ON YOUR REMITTANCE ▶

3025112401200000000001187098808309301187098800025112401 2

PLEASE DETACH HERE AND RETURN THIS PART WITH YOUR PAYMENT

ACCOUNT NO. ▶ 0251124012 01

TYPE OF BILL: Actual Reading
Summer Rates In Effect

SERVICE ADDRESS: 14TH & ELDER STS NW

SERVICE PERIOD: Jun 24 to Jul 26 1993 32 DAYS

METER NO LAST DIGITS	MULTI-PLIER	METER READING PREVIOUS	METER READING PRESENT	KWH USED KW DEMAND*	DESCRIPTION	AMOUNT
N965	1000	1650	2408	758000	Kilowatt Hour Meter	
N964	1000	2007	3018	1011000	Kilowatt Hour Meter	
D 11	10	10235	4174	939390	Off-Pk $.028220/KWH	26509.59
D 08	10	55622	96126	405040	Interm $.040670/KWH	16472.98
D 05	10	57970	466	424960	On-Pk $.055868/KWH	23742.07
	Total KWH Billed			1769390	Non-Residential-GT 3A	
	*Maximum Demand			3075.0	Distribution Charge	19987.50
	*On-Peak Demand			3075.0	Production & Transm	31980.00
					Discount	5934.60C
					Fuel Cost Adjustment at $.00120680 per KWH	2135.30
					DC Gross Receipts Adjustment	3817.04
					NET CURRENT BILL	118709.88
					Prior Bill Amount	191194.38
					Payments Through Aug 6	191194.38C
					PLEASE PAY THE AMOUNT NOW DUE	118709.88

Pepco has a number of Powerwatchers options to help residential and commercial customers save energy and money. For information on how you can become a Pepco Powerwatcher, call (202) 833-7500.

The scheduled meter read date for your next bill is Aug 24, 1993

SEE REVERSE SIDE FOR IMPORTANT INFORMATION *IF APPLICABLE

Potomac Electric Power Company

pepco

Potomac Electric Power Company
P.O. Box 2812 Washington, DC 20067-2812
Telephone (202) 833-7500

Pepco's Taxpayer Identification No. 53-0127880

AMOUNT PAID

59

TYPE OF BILL: Actual Reading — Summer Rates In Effect

SERVICE ADDRESS: 14TH & ELDER STS NW

H 01
WALTER REED ARMY MED CTR
FACILITIES ENGR DIV
GA AVE & BUTTERNUT ST NW
WASHINGTON DC 20012

Due Sep 22, 1993 112834.50
Due After Sep 22 112834.50

Payment may be made payable to pepco

PLEASE WRITE THE ACCOUNT NO. ON YOUR REMITTANCE ▶

902511240120000000000112834500922930112834500000251124012

PLEASE DETACH HERE AND RETURN THIS PART WITH YOUR PAYMENT

ACCOUNT NO. ▶ 0251124012 01

TYPE OF BILL: Actual Reading — Summer Rates In Effect

SERVICE ADDRESS: 14TH & ELDER STS NW

SERVICE PERIOD: Jul 26 to Aug 29 1993 29 DAYS

METER NO LAST DIGITS	MULTI-PLIER	METER READING PREVIOUS	METER READING PRESENT	KWH USED KW DEMAND*	DESCRIPTION	AMOUNT
N965	1000	2408	3110	702000	Kilowatt Hour Meter	
N964	1000	3018	3944	926000	Kilowatt Hour Meter	
D 11	10	4174	81603	774290	Off-Pk $.028219/KWH	21850.46
D 08	10	96126	37951	418250	Interm $.040670/KWH	17010.23
D 05	10	466	44037	435710	On-Pk $.055867/KWH	24342.13
	Total KWH Billed			1628250	Non-Residential-GT 3A	
	*Maximum Demand			2946.4	Distribution Charge	19151.60
	*On-Peak Demand			2935.7	Production & Transm	30531.28

Discount	5644.28CR
Avg. Fuel Cost Adjustment at $.00120680 per KWH	1964.96
DC Gross Receipts Adjustment	3628.12
NET CURRENT BILL	112834.50
Prior Bill Amount	118709.88
Payments Through Aug 31	118709.88CR
PLEASE PAY THE AMOUNT NOW DUE	112834.50

Looking for ways to hold the line on business expenses? Pepco is helping a lot of businesses tighten their belts these days. Our Powerwatchers programs pay cash rebates for energy efficient improvements that trim the fat out of your energy consumption. Whether you run a new or old business, big or small, Pepco can give you cash now so you can enjoy the savings later. Call Commercial Energy Services at (202) 872-4630 to learn more.

The scheduled meter read date for your next bill is Sep 24, 1993.

SEE REVERSE SIDE FOR IMPORTANT INFORMATION

*IF APPLICABLE

pepco

829

Potomac Electric Power Company
P.O. Box 2812 Washington, DC 20067-2812
Telephone (202) 833-7500
Pepco's Taxpayer Identification No. 53-0127880

AMOUNT PAID

TYPE OF BILL Actual Reading — Summer Rates In Effect

SERVICE ADDRESS 14TH & ELDER STS NW

H WALTER REED ARMY MED CTR
01 FACILITIES ENGR DIV
GA AVE & BUTTERNUT ST NW
WASHINGTON DC 20012-0000

Due Oct 27, 1993 114236.09
Due After Oct 27 114236.09

Payment may be made payable to pepco

PLEASE WRITE THE ACCOUNT NO. ON YOUR REMITTANCE ▶ ACCT NO

5025112401200000000001142360910279301142360900002511240 12

PLEASE DETACH HERE AND RETURN THIS PART WITH YOUR PAYMENT

ACCOUNT NO. ▶ 0251124012 01

TYPE OF BILL Actual Reading
Summer Rates In Effect

SERVICE ADDRESS 14TH & ELDER STS NW

SERVICE PERIOD Aug 24 to Sep 24 31 DAYS

METER NO LAST DIGITS	MULTI-PLIER	METER READING PREVIOUS	METER READING PRESENT	KWH USED KW DEMAND*	DESCRIPTION	AMOUNT
N965	1000	3110	3788	678000	Kilowatt Hour Meter	
N964	1000	3944	4847	903000	Kilowatt Hour Meter	
D 11	10	81603	61438	798350	Off-Pk $.028220/KWH	22529.44
D 08	10	37951	76507	385560	Interm $.040670/KWH	15680.73
D 05	10	44037	83812	397750	On-Pk $.055872/KWH	22223.21
		Total KWH Billed		1581660	Non-Residential-GT 3A	
		*Maximum Demand		2997.4	Distribution Charge	19483.10
		*On-Peak Demand		2997.4	Production & Transm	31172.96
					Discount	5554.48C
					Fuel Cost Adjustment at $.00317890 per KWH	5027.94
					DC Gross Receipts Adjustment	3673.19
					NET CURRENT BILL	114236.09
					Prior Bill Amount	112834.50
					Payments Through Oct 5	112834.50C
					PLEASE PAY THE AMOUNT NOW DUE	114236.09

Good News! Your new Save & Save Again coupons, worth more than $240 in savings on energy-efficient lighting and other conservation products, will be mailed in October. And, The Washington Post will contain a special circular on Sunday, October 24, featuring store locations where you can purchase the coupon products. So watch your mail and the Post this month, and save and save and save! Questions? Call (202) 457-SAVE.

The scheduled meter read date for your next bill is Oct 25, 1993

SEE REVERSE SIDE FOR IMPORTANT INFORMATION *IF APPLICABLE

Potomac Electric Power Company

pepco

Potomac Electric Power Company
P.O. Box 2812 Washington, DC 20067-2812
Telephone (202) 833-7500
Pepco's Taxpayer Identification No. 53-0127880

AMOUNT PAID

59

TYPE OF BILL Actual Reading

Winter Rates In Effect

SERVICE ADDRESS 14TH & ELDER STS NW

H
01 WALTER REED ARMY MED CTR
FACILITIES ENGR DIV
GA AVE & BUTTERNUT ST NW
WASHINGTON DC 20012

Due Nov 22, 1993 62697.74
Due After Nov 22 63324.72

Payment may be made payable to pepco

PLEASE WRITE THE ACCOUNT NO. ON YOUR REMITTANCE ▶

2025112401200000000000633247211229300626977400002511240 12

PLEASE DETACH HERE AND RETURN THIS PART WITH YOUR PAYMENT

▶ 0251124012 01

TYPE OF BILL Actual Reading
Winter Rates In Effect

SERVICE ADDRESS 14TH & ELDER STS NW

SERVICE PERIOD Sep 24 to Oct 25 1993 31 DAYS

METER NO LAST DIGITS	MULTI-PLIER	METER READING PREVIOUS	METER READING PRESENT	KWH USED KW DEMAND*	DESCRIPTION	AMOUNT
N965	1000	3788	4297	509000	Kilowatt Hour Meter	
N964	1000	4847	5550	703000	Kilowatt Hour Meter	
D 11	10	61438	21189	578850	Off-Pk $.030319/KWH	17550.73
D 08	10	76507	6662	306030	Interm $.039900/KWH	12210.60
D 05	10	83812	15993	327120	On-Pk $.046253/KWH	15130.47
	Total KWH Billed			1212000	Non-Residential-GT 3A	
	*Maximum Demand			2654.5	Distribution Charge	17254.25
	*On-Peak Demand			2622.3	Production & Transm	.00
					Discount	3107.30CR
					Fuel Cost Adjustment at $.00135560 per KWH	1642.98
					DC Gross Receipts Adjustment	2016.01
					NET CURRENT BILL	62697.74
					Prior Bill Amount	114236.09
					Payments Through Oct 29	114236.09CR
					PLEASE PAY THE AMOUNT NOW DUE	62697.74

After Nov 22, 1993, a Late Payment Charge of $626.98 will be added, increasing the amount due to $63324.72.

Don't forget to redeem those Save & Save Again coupons you received last month from Pepco. They offer big dollar savings on energy-efficient lighting and water heater conservation products at more than 200 retail locations. If you haven't received your coupons, call 202-457-S-A-V-E. Coupons expire January 31, 1994. ** Winter rates are in effect now through the billing month of May 1994. Even though winter rates are lower than those in summer, always remember to use energy wisely.

The scheduled meter read date for your next bill is Nov 23, 1993.

SEE REVERSE SIDE FOR IMPORTANT INFORMATION *IF APPLICABLE

pepco

Potomac Electric Power Company
P.O. Box 2812 Washington, DC 20067-2812
Telephone (202) 833-7500

Pepco's Taxpayer Identification No. 53-0127880

AMOUNT PAID

59

TYPE OF SERVICE

Actual Reading

Winter Rates In Effect

SERVICE ADDRESS 14TH & ELDER STS NW

H 01
WALTER REED ARMY MED CTR
FACILITIES ENGR DIV
GA AVE & BUTTERNUT ST NW
WASHINGTON DC 20012

Due Dec 27, 1993 49596.79
Due After Dec 27 50095.89

Payment may be made payable to pepco

PLEASE WRITE THE ACCOUNT NO. ON YOUR REMITTANCE ▶

802511240120000626980050095891227930049596790000251124012

PLEASE DETACH HERE AND RETURN THIS PART WITH YOUR PAYMENT

ACCOUNT NO. ▶ 0251124012 01

TYPE OF DATA: Actual Reading
Winter Rates In Effect

SERVICE ADDRESS: 14TH & ELDER STS NW

SERVICE PERIOD: Oct 25 to Nov 23 1993 29

METER NO LAST DIGITS	MULTI-PLIER	METER READING PREVIOUS	METER READING PRESENT	KWH USED KW DEMAND*	DESCRIPTION	AMOUNT
N965	1000	4297	4808	511000	Kilowatt Hour Meter	
N964	1000	5550	6097	547000	Kilowatt Hour Meter	
D 11	10	21189	46039	248500	Meter Exchange	
D 11	100	0	2902	290200	Off-Pk $.030319/KWH	16333.38
D 08	10	6662	19626	129640	Meter Exchange	
D 08	100	0	1216	121600	Interm $.039900/KWH	10024.48
D 05	10	15993	29364	133710	Meter Exchange	
D 05	100	0	1266	126600	On-Pk $.046269/KWH	12044.52
	Total KWH Billed			1050250	Non-Residential-GT 3A	
	*Maximum Demand			2102.0	Distribution Charge	13663.00
	*On-Peak Demand			2185.7	Production & Transm	.00

Discount	2603.27
Fuel Cost Adjustment at $.00196800- per KWH	2066.89
DC Gross Receipts Adjustment	1574.59
NET CURRENT BILL	48969.81
Prior Bill Amount	62697.74
Payments Through Dec 6	62697.74
Late Payment Charge	626.98
TOTAL BALANCE FORWARD	626.98
PLEASE PAY THE AMOUNT NOW DUE	49596.79

After Dec 27, 1993, a Late Payment Charge of $499.10 will be added, increasing the amount due to $50095.89.

Pepco wants to reward you for getting rid of your old energy-guzzling appliances. Take advantage of Pepco's Applianc Pick-Up Program by calling 1-800-487-1010, to make an appointment for us to pick up an old refrigerator, freezer or window air conditioner in working condition. We'll give you a $35 check or credit your electric bill for each appliance up to six, (but no more than two of any type). Let us help you save energy and money. Call today!

pepco

Potomac Electric Power Company
P.O. Box 2812, Washington, DC 20067-2812
Telephone (202) 833-7500

AMOUNT PAID

69

Actual Reading — Winter Rates In Effect

SERVICE ADDRESS 14TH & ELDER STS NW

H
01 WALTER REED ARMY MED CTR
FACILITIES ENGR DIV
GA AVE & BUTTERNUT ST NW
WASHINGTON DC 20012-0000

Due Feb 2, 1994 44822.48
Due After Feb 2 45273.20

Payment may be made payable to **pepco**

PLEASE WRITE THE ACCOUNT NO. ON YOUR REMITTANCE ▶

1025112401200004991000452732002029400448224800025112401 2

PLEASE DETACH HERE AND RETURN THIS PART WITH YOUR PAYMENT

ACCOUNT NO ▶ 0251124012 01

TYPE OF BILL Actual Reading - Winter Rates In Effect

SERVICE ADDRESS 14TH & ELDER STS NW

SERVICE PERIOD Nov 23 to Dec 28 1993 35 DAYS

METER NO. LAST DIGITS	MULTI-PLIER	METER READING PREVIOUS	METER READING PRESENT	KWH USED KW DEMAND*	DESCRIPTION	AMOUNT
N965	1000	4808	5272	464000	Kilowatt Hour Meter	
N964	1000	6097	6611	514000	Kilowatt Hour Meter	
D 11	100	2902	7808	490600	Off-Pk $.030319/KWH	14874.99
D 08	100	1216	3633	241700	Interm $.039900/KWH	9643.83
D 05	100	1266	3753	248700	On-Pk $.046273/KWH	11508.25
	Total KWH Billed			981000	Non-Residential-GT 3A	
	*Maximum Demand			169.6	Distribution Charge	11024.00
	*On-Peak Demand			166.6	Production & Transm	.00
					Discount	2352.55CR
					Fuel Cost Adjustment at $.00183520- per KWH	1800.33CR
					DC Gross Receipts Adjustment	1425.19
					NET CURRENT BILL	44323.38
					Prior Bill Amount	112294.53
					Payments Through Jan 12	112294.53CR
					Late Payment Charge	499.10
					TOTAL BALANCE FORWARD	499.10
					PLEASE PAY THE AMOUNT NOW DUE	44822.48

After Feb 2, 1994, a Late Payment Charge of $450.72 will be added, increasing the amount due to $45273.20.

You still have time to redeem those Save & Save Again coupons you received in the mail from Pepco. Coupons can be redeemed until January 31, 1994, at over 200 locations for big dollar savings on energy-efficient lighting and water heater conservation products. For more information, call 202-457-SAVE.

RECEIVED 27 Jan 94

The scheduled meter read date for your next bill is Jan 27, 1994

SEE REVERSE SIDE FOR IMPORTANT INFORMATION *IF APPLICABLE

pepco

Potomac Electric Power Company

P.O. Box 2812, Washington, DC 20067-2812

Telephone (202) 833-7500

AMOUNT PAID

9860

Actual Reading — Winter Rates In Effect

SERVICE ADDRESS 14TH & ELDER STS NW

H WALTER REED ARMY MED CTR
01 FACILITIES ENGR DIV
--- GA AVE & BUTTERNUT ST NW
WASHINGTON DC 20012

Due Feb 22, 1994 87724.91
Due After Feb 22 88826.27

Payment may be made payable to **pepco**

PLEASE WRITE THE ACCOUNT NO. ON YOUR REMITTANCE ▶

9025112401200448224800888262702229400877249100002511240 12

PLEASE DETACH HERE AND RETURN THIS PART WITH YOUR PAYMENT

▶ 0251124012 01

TYPE OF BILL Actual Reading — Winter Rates In Effect

SERVICE ADDRESS 14TH & ELDER STS NW

SERVICE PERIOD Dec 28 to Jan 27 1994 30 DAYS

METER NO LAST DIGITS	MULTI-PLIER	METER READING PREVIOUS	METER READING PRESENT	KWH USED KW DEMAND*	DESCRIPTION	AMOUNT
N965	1000	5272	5684	412000	Kilowatt Hour Meter	
N964	1000	6611	7023	412000	Kilowatt Hour Meter	
D 11	100	7808	11791	398300	Off-Pk $.030320/KWH	12076.46
D 08	100	3633	5718	208500	Interm $.039900/KWH	8319.15
D 05	100	3753	5944	219100	On-Pk $.046284/KWH	10141.03
	Total KWH Billed			825900	Non-Residential-GT 3A	
	*Maximum Demand			1730.0	Distribution Charge	11245.00
	*On-Peak Demand			1712.0	Production & Transm	.00
					Discount	2089.08CR
					Fuel Cost Adjustment at $.00221620 per KWH	1830.36
					DC Gross Receipts Adjustment	1379.51
					NET CURRENT BILL	42902.43
					Prior Bill Amount	94419.27
					Payments Through Feb 1	49596.79CR
					TOTAL BALANCE FORWARD	44822.48
					PLEASE PAY THE AMOUNT NOW DUE	87724.91

RECEIVED 8 Feb 94

After Feb 22, 1994, a Late Payment Charge of $1101.36 will be added, increasing the amount due to $88826.27.

See the February issue of LINES for information about Pepco's High-Efficiency Water Heater Program and how you can receive a $125 cash rebate on the purchase of a qualifying high-efficiency electric water heater. You'll save money on the initial cost and also on your electric bill year after year.

The scheduled meter read date for your next bill is Feb 25, 1994.

Period	Days	KWH-Used	Avg KWH per Day	% Change
Feb 93	34	952642	28018.9	
Feb 94	30	825900	27530.0	1.7-

SEE REVERSE SIDE FOR IMPORTANT INFORMATION *IF APPLICABLE

Potomac Electric Power Company

pepco

AMOUNT PAID

9963

Actual Reading

Winter Rates In Effect

SERVICE ADDRESS 14TH & ELDER STS NW

H WALTER REED ARMY MED CTR
01 FACILITIES ENGR DIV
--- GA AVE & BUTTERNUT ST NW
WASHINGTON DC 20012

Due Mar 22, 1994 43098.40
Due After Mar 22 43529.38

Payment may be made payable to **pepco**

PLEASE WRITE THE ACCOUNT NO. ON YOUR REMITTANCE ▶ ACCOUNT NO

5025112401200000000000435293803229400430984000002511240 12

PLEASE DETACH HERE AND RETURN THIS PART WITH YOUR PAYMENT

ACCOUNT NO. ▶ 0251124012 01

TYPE OF BILL Actual Reading
Winter Rates In Effect

SERVICE ADDRESS 14TH & ELDER STS NW

SERVICE PERIOD Jan 27 to Feb 25 1994 29 DAYS

METER NO. LAST DIGITS	MULTI-PLIER	METER READING PREVIOUS	METER READING PRESENT	KWH USED KW DEMAND*	DESCRIPTION	AMOUNT
N965	1000	5684	6105	421000	Kilowatt Hour Meter	
N964	1000	7023	7444	421000	Kilowatt Hour Meter	
D 11	100	11791	15871	408000	Off-Pk $.030320/KWH	12370.56
D 08	100	5718	7842	212400	Interm $.039900/KWH	8474.76
D 05	100	5944	8175	223100	On-Pk $.046283/KWH	10325.79
		Total KWH Billed		843500	Non-Residential-GT 3A	
		*Maximum Demand		1752.0	Distribution Charge	11388.00
		*On-Peak Demand		1722.0	Production & Transm	.00
					Discount	2127.96CR
					Fuel Cost Adjustment at $.00151920 per KWH	1281.44
					DC Gross Receipts Adjustment	1385.81
					NET CURRENT BILL	43098.40
					Prior Bill Amount	87724.91
					Payments Through Mar 1	87724.91CR
					PLEASE PAY THE AMOUNT NOW DUE	43098.40

After Mar 22, 1994, a Late Payment Charge of $430.98 will be added, increasing the amount due to $43529.38.

Check your mail by April 22, for Save & Save Again coupons that offer big dollar savings on energy-efficient lighting and water heater conservation products. The coupons can be redeemed at more than 200 retail locations. Call 202-457-SAVE for more information.

The scheduled meter read date for your next bill is Mar 28, 1994.

SEE REVERSE SIDE FOR IMPORTANT INFORMATION *IF APPLICABLE PRINTED ON RECYCLED PAPER

SERVICE ADDRESS 14TH & ELDER STS NW

H WALTER REED ARMY MED CTR
01--- FACILITIES ENGR DIV
--- GA AVE & BUTTERNUT ST NW
WASHINGTON DC 20012

Due Apr 21, 1994 45299.37
Due After Apr 21 45752.36

Payment may be made payable to **pepco**

PLEASE WRITE THE ACCOUNT NO. ON YOUR REMITTANCE ▶

8025112401200000000000457523604219400452993700002511240 12

PLEASE DETACH HERE AND RETURN THIS PART WITH YOUR PAYMENT

▶ 0251124012 01

TYPE OF BILL Actual Reading
Winter Rates In Effect

SERVICE ADDRESS 14TH & ELDER STS NW

SERVICE PERIOD Feb 25 to Mar 28 1994 31 DAYS

METER NO. LAST DIGITS	MULTI-PLIER	METER READING PREVIOUS	METER READING PRESENT	KWH USED KW DEMAND*	DESCRIPTION	AMOUNT
N965	1000	6105	6557	* 452000	Kilowatt Hour Meter	
N964	1000	7444	7891	447000	Kilowatt Hour Meter	
D 11	100	15871	20285	441400	Off-Pk $.030543/KWH	13482.12
D 08	100	7842	10098	225600	Interm $.040195/KWH	9068.21
D 05	100	8175	10502	232700	On-Pk $.046628/KWH	10850.35
	Total KWH Billed			899700	Non-Residential-GT 3A	
	*Maximum Demand			1728.0	Distribution Charge	11335.68
	*On-Peak Demand			1728.0	Production & Transm	.00
					Discount	2236.80CR
	Avg. Fuel Cost Adjustment at $.00149300 per KWH					1343.25
					DC Gross Receipts Adjustment	1456.56
					NET CURRENT BILL	45299.37
					Prior Bill Amount	43098.40
					Payments Through Apr 1	43098.40CR
					PLEASE PAY THE AMOUNT NOW DUE	45299.37

After Apr 21, 1994, a Late Payment Charge of $452.99 will be added, increasing the amount due to $45752.36.

Pepco Gatekeepers look out for the safety and well-being of senior customers. In the April issue of LINES, learn about the Gatekeeper program and how to participate. And, if you're a Pepco customer age 55 or more, find out how you can receive a free subscription to SENIORLINES, Pepco's special newsletter for senior citizens.

The scheduled meter read date for your next bill is Apr 26, 1994.

SEE REVERSE SIDE FOR IMPORTANT INFORMATION *IF APPLICABLE

Potomac Electric Power Company
P.O. Box 2812, Washington, DC 20067-2812 Telephone (202) 833-7500

pepco

Potomac Electric Power Company
P.O. Box 2812 Washington, DC 20067-2812
Telephone (202) 833-7500

Pepco's Taxpayer Identification No. 53-0127880)

AMOUNT PAID

TYPE OF BILL SERVICE ADDRESS: Actual Reading — 14TH & ELDER STS NW

Winter Rates In Effect

H
01 WALTER REED ARMY MED CTR
--- FACILITIES ENGR DIV
GA AVE & BUTTERNUT ST NW
WASHINGTON DC 20012

Due May 23, 1994 48663.60
Due After May 23 49150.24

Payment may be made payable to pepco

PLEASE WRITE THE ACCOUNT NO. ON YOUR REMITTANCE ▶ ACCOUNT NO.

5025112401200000000000491502405239400486636000025112401 2

PLEASE DETACH HERE AND RETURN THIS PART WITH YOUR PAYMENT

ACCOUNT NO. ▶ 0251124012 01

METER NO. (LAST 3 DIGITS)	MULTIPLIER	METER READING PREVIOUS	METER READING PRESENT	KWH USED KW DEMAND*	DESCRIPTION	AMOUNT
N965	1000	6557	6981	424000	Kilowatt Hour Meter	
N964	1000	7891	8318	427000	Kilowatt Hour Meter	
D 11	100	20285	24205	392000	Off-Pk $.031067/KWH	12178.36
D 08	100	10098	12350	225200	Interm $.040827/KWH	9194.29
D 05	100	10502	12839	233700	On-Pk $.047337/KWH	11062.87
	Total KWH Billed			850900	Non-Residential-GT 3A	
	*Maximum Demand			2129.0	Distribution Charge	14157.85
	*On-Peak Demand			2129.0	Production & Transm	.00
					Discount	2321.71(
					Fuel Cost Adjustment at $.00332260 per KWH	2827.20
					DC Gross Receipts Adjustment	1564.74
					NET CURRENT BILL	48663.60
					Prior Bill Amount	45299.37
					Payments Through May 2	45299.37(
					PLEASE PAY THE AMOUNT NOW DUE	48663.60

After May 23, 1994, a Late Payment Charge of $486.64 will be added, increasing the amount due to $49150.24.

Summer rates (June - October) go into effect soon. Summer rates are higher than winter rates, reflecting higher costs to produce electricity, so energy conservation is even more important during the summer. One way to save energy is to use high-efficiency light bulbs and appliances. Look in your mail for Save & Save Again coupons for energy-efficient lighting and water heater conservation products. If you haven't received your coupons or want up to 10 additional coupons, call (202) 457-SAVE.

The scheduled meter read date for your next bill is May 25, 199

SEE REVERSE SIDE FOR IMPORTANT INFORMATION *IF APPLICABLE

pepco

Potomac Electric Power Company
P.O. Box 2812 Washington, DC 20067-2812
Telephone (202) 833-7500
Pepco's Taxpayer Identification No. 53-0127880

AMOUNT PAID

59

TYPE OF BILL Actual Reading — Summer Rates In Effect

SERVICE ADDRESS 14TH & ELDER STS NW

H 01
WALTER REED ARMY MED CTR
FACILITIES ENGR DIV
GA AVE & BUTTERNUT ST NW
WASHINGTON DC 20012

Due Jun 22, 1994 78169.96
Due After Jun 22 78951.66

Payment may be made payable to **pepco**

PLEASE WRITE THE ACCOUNT NO. ON YOUR REMITTANCE ▶

902511240120000000000078951660622940078169960000251124012

PLEASE DETACH HERE AND RETURN THIS PART WITH YOUR PAYMENT

ACCOUNT NO. ▶ 0251124012 01

TYPE OF BILL Actual Reading — Summer Rates In Effect

SERVICE ADDRESS 14TH & ELDER STS NW

SERVICE PERIOD Apr 26 to May 25 1994 29 DAYS

METER NO LAST DIGITS	MULTI-PLIER	METER READING PREVIOUS	METER READING PRESENT	KWH USED KW DEMAND*	DESCRIPTION	AMOUNT
N965	1000	6981	7408	427000	Kilowatt Hour Meter	
N964	1000	8318	8858	540000	Kilowatt Hour Meter	
D 11	100	24205	28756	455100	Off-Pk $.028964/KWH	13181.83
D 08	100	12350	14847	249700	Interm $.041664/KWH	10403.68
D 05	100	12839	15478	263900	On-Pk $.057185/KWH	15091.13
	Total KWH Billed			968700	Non-Residential-GT 3A	
	*Maximum Demand			2186.0	Distribution Charge	14536.90
	*On-Peak Demand			2186.0	Production & Transm	23171.60
					Discount	3808.37CR
					Fuel Cost Adjustment at $.00317920 per KWH	3079.69
					DC Gross Receipts Adjustment	2513.50
					NET CURRENT BILL	78169.96
					Prior Bill Amount	48663.60
					Payments Through Jun 1	48663.60CR
					PLEASE PAY THE AMOUNT NOW DUE	78169.96

After Jun 22, 1994, a Late Payment Charge of $781.70 will be added, increasing the amount due to $78951.66.

Consider installing a ceiling fan to help you save money and energy this summer. Read all about it in the June issue of LINES. And check out our tips on how you can prepare for possible power outages during the summer storm season.

The scheduled meter read date for your next bill is Jun 24, 1994

SEE REVERSE SIDE FOR IMPORTANT INFORMATION *IF APPLICABLE PRINTED ON RECYCLED PAPER

pepco

83

Actual Reading

Summer Rates In Effect

SERVICE ADDRESS 14TH & ELDER STS NW

H
01 WALTER REED ARMY MED CTR
FACILITIES ENGR DIV
GA AVE & BUTTERNUT ST NW
WASHINGTON DC 20012

Due Aug 8, 1994 124162.77
Due After Aug 8 125404.40

Payment may be made payable to **pepco**

PLEASE WRITE THE ACCOUNT NO. ON YOUR REMITTANCE ▶

702511240120000000000125404400808940124162770000251124012

PLEASE DETACH HERE AND RETURN THIS PART WITH YOUR PAYMENT

ACCOUNT NO ▶ 0251124012 01

SERVICE ADDRESS 14TH & ELDER STS NW

TYPE OF BILL Actual Reading
Summer Rates In Effect

SERVICE PERIOD May 25 to Jun 27 1994 33 DAYS

METER NO. LAST DIGITS	MULTI-PLIER	METER READING PREVIOUS	METER READING PRESENT	KWH USED KW DEMAND*	DESCRIPTION	AMOUNT
N965	1000	7408	8144	736000	Kilowatt Hour Meter	
N964	1000	8858	9755	897000	Kilowatt Hour Meter	
D 11	100	28756	37124	836800	Off-Pk $.029146/KWH	24389.54
D 08	100	14847	18686	383900	Interm $.041882/KWH	16078.84
D 05	100	15478	19535	405700	On-Pk $.057426/KWH	23297.99
	Total KWH Billed			1626400	Non-Residential-GT 3A	
	*Maximum Demand			3303.0	Distribution Charge	22086.06
	*On-Peak Demand			3303.0	Production & Transm	35132.91
					Discount	6024.57CR
					Fuel Cost Adjustment at $.00295770 per KWH	4810.40
					DC Gross Receipts Adjustment	4391.60
					NET CURRENT BILL	124162.77
					Prior Bill Amount	78169.96
					Payments Through Jul 15	78169.96CR
					PLEASE PAY THE AMOUNT NOW DUE	124162.77

After Aug 8, 1994, a Late Payment Charge of $1241.63 will be added, increasing the amount due to $125404.40.

Information from the American Red Cross states that if you are caught in a storm, rather than lying down, squat low to the ground, making yourself the smallest possible target for lightning.

The scheduled meter read date for your next bill is Jul 26, 1994.

SEE REVERSE SIDE FOR IMPORTANT INFORMATION

*IF APPLICABLE

PRINTED ON RECYCLED PAPER

Potomac Electric Power Company
P.O. Box 2812, Washington, DC 20067-2812 Telephone (202) 833-7500

pepco

59

Potomac Electric Power Company
P.O Box 2812 Washington, DC 20067-2812
Telephone (202) 833-7500
Pepco's Taxpayer Identification No. 53-0127880

AMOUNT PAID
128841 32

TYPE OF BILL: Actual Reading
SERVICE ADDRESS: 14TH & ELDER STS NW

Reminder Notice
Summer Rates In Effect

H
01 WALTER REED ARMY MED CTR
FACILITIES ENGR DIV
GA AVE & BUTTERNUT ST NW
WASHINGTON DC 20012

Due Aug 30, 1994 253004.09
Due After Aug 30 256154.94

Payment may be made payable to pepco

PLEASE WRITE THE ACCOUNT NO. ON YOUR REMITTANCE ▶ ACCOUNT NO.

60251124012012416277025615494083094025300409000 0251124012

PLEASE DETACH HERE AND RETURN THIS PART WITH YOUR PAYMENT

ACCOUNT NO. ▶ 0251124012 01

TYPE OF BILL: Actual Reading
Summer Rates In Effect

SERVICE ADDRESS: 14TH & ELDER STS NW

SERVICE PERIOD: Jun 27 to Jul 2[illegible] 31 DAYS

METER NO LAST DIGITS	MULTI-PLIER	METER READING PREVIOUS	METER READING PRESENT	KWH USED KW DEMAND*	DESCRIPTION	AMOUNT
N965	1000	8144	8894	750000	Kilowatt Hour Meter	
N964	1000	9755	778	1023000	Kilowatt Hour Meter	
D 11	100	37124	45910	878600	Off-Pk $.029195/KWH	25651.32
D 08	100	18686	23108	442200	Interm $.041945/KWH	18548.38
D 05	100	19535	24144	460900	On-Pk $.057501/KWH	26502.62
	Total KWH Billed			1781700	Non-Residential-GT 3A	
	*Maximum Demand			3128.0	Distribution Charge	20957.60
	*On-Peak Demand			3128.0	Production & Transm	33313.20
					Discount	6220.54CR
					Fuel Cost Adjustment at $.00310470 per KWH	5531.65
					DC Gross Receipts Adjustment	4557.09
					NET CURRENT BILL	128841.32
					Prior Bill Amount	124162.77
					TOTAL BALANCE FORWARD	124162.77
					PLEASE PAY THE AMOUNT NOW DUE	253004.09

After Aug 30, 1994, a Late Payment Charge of $3150.85 will be added, increasing the amount due to $256154.94.

Just a reminder that a past due amount remained on your account at the time we prepared your bill.

The scheduled meter read date for your next bill is Aug 24, 1994

SEE REVERSE SIDE FOR IMPORTANT INFORMATION *IF APPLICABLE PRINTED ON RECYCLED PAPER

pepco

Potomac Electric Power Company
P.O. Box 2812, Washington, DC 20067-2812
Telephone (202) 833-7500

AMOUNT P

63

Actual Reading

Reminder Notice
Summer Rates In Effect

SERVICE ADDRESS 14TH & ELDER STS NW

H
01 WALTER REED ARMY MED CTR
FACILITIES ENGR DIV
GA AVE & BUTTERNUT ST NW
WASHINGTON DC 20012

Due Oct 3, 1994 248500.
Due After Oct 3 248500.

Payment may be mad
payable to **pepco**

PLEASE WRITE THE ACCOUNT NO. ON YOUR REMITTANCE ▶ ACCOUNT

5025112401201301297302485002310039402485002300002511240 1

PLEASE DETACH HERE AND RETURN THIS PART WITH YOUR PAYMENT

ACCOUNT NO. ▶ 0251124012 01

TYPE OF BILL **Actual Reading**
Summer Rates In Effect

SERVICE ADDRESS **14TH & ELDER STS NW**

SERVICE PERIOD **Jul 28 to Aug 24 1994**

METER NO LAST DIGITS	MULTI-PLIER	METER READING PREVIOUS	METER READING PRESENT	KWH USED KW DEMAND*	DESCRIPTION	AMOUNT
N965	1000	8894	9726	832000	Kilowatt Hour Meter	
N964	1000	778	1440	662000	Kilowatt Hour Meter	
D 11	100	45910	53491	758100	Off-Pk $.029195/KWH	22133.
D 08	100	23108	26795	368700	Interm $.041945/KWH	15465.
D 05	100	24144	28032	388800	On-Pk $.057510/KWH	22360.
		Total KWH Billed		1515600	Non-Residential-GT 3A	
		*Maximum Demand		2974.0	Distribution Charge	19925.
		*On-Peak Demand		2974.0	Production & Transm	31673.

Discount	5553.
Fuel Cost Adjustment at $.00539730 per KWH	8180.
DC Gross Receipts Adjustment	4186.
NET CURRENT BILL	118370.
Prior Bill Amount	253004.
Payments Through Sep 9	124162.
Late Payment Charge	1288.
TOTAL BALANCE FORWARD	130129.
PLEASE PAY THE AMOUNT NOW DUE	248500.

Just a reminder that a past due amount remained on your accou
at the time we prepared your bill.

The scheduled meter read date for your next bill is Sep 26, 1

SEE REVERSE SIDE FOR IMPORTANT INFORMATION IF APPLICABLE PRINTED ON RECYCLED PAPER

pepco

Potomac Electric Power Company

P.O. Box 2812 Washington, DC 20067-2812
Telephone (202) 833-7500

(Pepco's Taxpayer Identification No. 53-0127880)

AMOUNT PAID
117,927.11

853

TYPE OF BILL: Actual Reading

Reminder Notice
Summer Rates In Effect

SERVICE ADDRESS: 14TH & ELDER STS NW

H
01 WALTER REED ARMY MED CTR
FACILITIES ENGR DIV
GA AVE & BUTTERNUT ST NW
WASHINGTON DC 20012

Due Oct 26, 1994 237586.02
Due After Oct 26 240560.17

Payment may be made payable to pepco

PLEASE WRITE THE ACCOUNT NO. ON YOUR REMITTANCE ▶

10251124012011965891024056017102694023758602000025112 4012

PLEASE DETACH HERE AND RETURN THIS PART WITH YOUR PAYMENT

▶ 0251124012 01

TYPE OF BILL: Actual Reading
Summer Rates In Effect

SERVICE ADDRESS: 14TH & ELDER STS NW

SERVICE PERIOD: Aug 24 to Sep 26 1994 33 DAYS

METER NO. LAST DIGITS	MULTI-PLIER	METER READING PREVIOUS	METER READING PRESENT	KWH USED KW DEMAND*	DESCRIPTION	AMOUNT
N965	1000	9726	661	935000	Kilowatt Hour Meter	
N964	1000	1440	2154	714000	Kilowatt Hour Meter	
D 11	100	53491	61890	× 839900	Off-Pk $.029286/KWH	24598.04
D 08	100	26795	30713	× 391800	Interm $.042036/KWH	16470.04
D 05	100	28032	32044	× 401200	On-Pk $.057599/KWH	23109.11
		Total KWH Billed		1632900	Non-Residential-GT 3A	
		*Maximum Demand		× 2844.0	Distribution Charge	19054.80
		*On-Peak Demand		× 2844.0	Production & Transm	30288.60

Discount	5642.81CR
Fuel Cost Adjustment at $.00359990 per KWH	5878.28
DC Gross Receipts Adjustment	4171.05
NET CURRENT BILL	117927.11

Prior Bill Amount	248500.23
Payments Through Oct 5	128841.32CR
TOTAL BALANCE FORWARD	119658.91

PLEASE PAY THE AMOUNT NOW DUE 237586.02

After Oct 26, 1994, a Late Payment Charge of $2974.15 will be added, increasing the amount due to $240560.17.

Just a reminder that a past due amount remained on your account at the time we prepared your bill.

The scheduled meter read date for your next bill is Oct 25, 1994.

SEE REVERSE SIDE FOR IMPORTANT INFORMATION *IF APPLICABLE

ATTACHMENT E

Equipment Data Sheets and Vendor Information

WALTER REED ARMY MEDICAL CENTER
EQUIPMENT DATA SHEET

Facility Name *Chiller Water Plant, Building #48*

Tag No. *C-48-1*

Equipment Name *Chiller #1* **No. of Units** *1*

Location *West End of Building* **Year** *1974*

Manufacturer *York Hermetic Turbo Pak*

Model No. *HT-T2-G2-GC-A*

Serial No. *DM-011021*

Capacity *1,250 Tons, R-500 Refrigerant, 3,300 GPM CHW Flow*

Electrical Characteristics:

Voltage *4160-3-60* **Manufacturer/Frame**
Horsepower **Service Factor**
RPM **Full load amps** *151*

Facility Name *Chilled Water Plant, Building #48*

Tag No. *C-48-2*

Equipment Name *Chiller #2* **No. of Units** *1*

Location *East of Chiller #1* **Year** *1974*

Manufacturer *York Hermetic Turbopak*

Model No. *HT-T2-G2-GC-A*

Serial No. *DM-011022*

Capacity *1,250 Tons, R-500 Refrigerant, 3,300 GPM CHW Flow*

Electrical Characteristics:

Voltage *4160-3-60* **Manufacturer/Frame**
Horsepower *1,250* **Service Factor**
RPM *3,550* **Full load amps** *130*

WALTER REED ARMY MEDICAL CENTER
EQUIPMENT DATA SHEET

Facility Name *Chilled Water Plant, Building #48*

Tag No. *C-48-3*

Equipment Name *Chiller #3* **No. of Units** *1*

Location *East of Chiller #2* **Year** *1994*

Manufacturer *Trane*

Model No. *CVHF-1280*

Serial No. *CVHF-128NAG003HZ304EH1EES1C0000000TA*

Capacity *1,280 Tons, R-123 Refrigerant, 3,300 GPM CHW Flow*

Electrical Characteristics:

Voltage *4160-3-60* **Manufacturer/Frame**
Horsepower *1,250* **Service Factor**
RPM *3,550* **Full load amps** *130*

Facility Name *Chilled Water Plant, Building, #48*

Tag No. *C-48-4*

Equipment Name *Chiller #4* **No. of Units** *1*

Location *East of Chiller #3* **Year** *1958*

Manufacturer *Carrier*

Model No. *19C7H5-21-21*

Serial No. *4453*

Capacity *1,100 Tons, R-11 Refrigerant, 1,800 GPM CHW Flow*

Electrical Characteristics:

Voltage *4160-3-60* **Manufacturer/Frame**
Horsepower *1,250* **Service Factor**
RPM *3,555* **Full load amps** *130*

WALTER REED ARMY MEDICAL CENTER
EQUIPMENT DATA SHEET

Facility Name *Chilled Water Plant, Building #48*

Tag No. *C-48-5*

Equipment Name *Chiller #5* **No. of Units** *1*

Location *East of Chiller #4* **Year** *1958*

Manufacturer *Carrier*

Model No. *19C7H5-21-21*

Serial No. *4452*

Capacity *1,100 Tons, R-11 Refrigerant, 1,800 GPM CHW Flow*

Electrical Characteristics:

Voltage *4160-3-60* **Manufacturer/Frame**
Horsepower *1,250* **Service Factor**
RPM *3,555* **Full load amps** *130*

Facility Name *Chilled Water Plant, Building #48*

Tag No. *C-48-6*

Equipment Name *Chiller #6* **No. of Units** *1*

Location *East of Chiller #5* **Year** *1958*

Manufacturer *Carrier*

Model No. *19C7H5-21-21*

Serial No. *4451*

Capacity *1,100 Tons, R-11 Refrigerant, 1,800 GPM CHW Flow*

Electrical Characteristics:

Voltage *4160-3-60* **Manufacturer/Frame**
Horsepower *1,250* **Service Factor**
RPM *3,555* **Full load amps** *130*

WALTER REED ARMY MEDICAL CENTER
EQUIPMENT DATA SHEET

Facility Name *Chilled Water Plant, Building #48*

Tag Nos. *CHP-1, 2, & 3*

Equipment Name *Chilled Water Pumps #1, 2, & 3* **No. of Units** *3*

Location *Along South Wall* **Year**

Manufacturer *Weinman*

Model No.

Serial No.

Capacity *1,800 GPM*

Electrical Characteristics:

Voltage *460-3-60* **Manufacturer/Frame**
Horsepower *125* **Service Factor**
RPM *1,750* **Full load amps** *156*

Facility Name *Chilled Water Plant, Building #48*

Tag Nos. *CHP-4, 5, & 6*

Equipment Name *Chilled Water Pumps #4, 5, & 6* **No. of Units** *3*

Location *Along South Wall* **Year**

Manufacturer *Fairbanks Morse*

Model No.

Serial No.

Capacity *3,300 GPM*

Electrical Characteristics:

Voltage *440-3-60* **Manufacturer/Frame**
Horsepower *100* **Service Factor**
RPM *1,750* **Full load amps** *115*

WALTER REED ARMY MEDICAL CENTER
EQUIPMENT DATA SHEET

Facility Name *Chiller Water Plant, Building #48*

Tag Nos. *CWP-1, 2, 3, 4, 5, & 6*

Equipment Name *Condenser Water Pumps* **No. of Units** *6*

Location *In Cooling Tower Sumps* **Year**

Manufacturer

Model No.

Serial No.

Capacity *3,300 GPM (#1, 2 & 3) - 3,750 GPM (#4, 5, & 6)*

Electrical Characteristics:

Voltage *460-3-60* **Manufacturer/Frame**

Horsepower *125 (#1, 2, & 3)* **Service Factor**

Horsepower *150 (#4, 5, & 6)* **Full load amps**

Facility Name *Chilled Water Plant, Building #48*

Tag Nos. *CT-48-1, 2, 3, 4, 5, & 6*

Equipment Name *Cooling Towers* **No. of Units** *6*

Location *South of Building #48* **Year** *

Manufacturer *Ceramic Cooling Tower Company* (BAC)

Model No.

Serial No.

Capacity *1,100 Tons each (#1, 2, & 3)*
1,250 Tons each (#4, 5, & 6) Present Capacity 7,050 Tons

Electrical Characteristics:

Voltage *460-3-60* **Manufacturer/Frame**

Horsepower *50 (#1, 2, & 3)* **Service Factor**

Horsepower *60 (#4, 5, & 6)* **Full load amps**

* Cell Units rebuilt installing fiberglass membranes and drift ELIMINATORS.

WALTER REED ARMY MEDICAL CENTER
EQUIPMENT DATA SHEET

Facility Name *Chilled Water Plant, Building #48*

Tag No. *HX-48-1*

Equipment Name *Free Cooling Heat Exchanger* **No. of Units** *1*

Location *South of Chiller #1* **Year**

Manufacturer *Tranter Superchanger*

Model No. *HX-416-HP-428*

Serial No. *P25515H*

Capacity *Max. Wp - 150 psi. Max. Temp. 250°F, Surface Area 3,484.9 sf*

Electrical Characteristics: *None*

Voltage **Manufacturer/Frame**
Horsepower **Service Factor**
RPM **Full load amps**

Facility Name *Chilled Water Plant, Building #48*

Tag Nos. *P-48-1 & 2*

Equipment Name *CW Makeup System* **No. of Units** *2*

Location *Between Chillers #2 & 3* **Year**

Manufacturer

Model No.

Serial No.

Capacity

Electrical Characteristics:

Voltage **Manufacturer/Frame**
Horsepower * **Service Factor**
RPM **Full load amps**

* *2 pumps @ 5 hp each and 2 air compressors @ 2 hp each.*

WALTER REED ARMY MEDICAL CENTER
EQUIPMENT DATA SHEET

Facility Name *Chilled Water Plant, Building #49*

Tag No. *C-49-1*

Equipment Name *Chiller* **No. of Units** *1*

Location *Along Northwest Wall* **Year** *1971*

Manufacturer *Trane Centrovac*

Model No. *CV-6H-G7H6*

Serial No. *LIE13904*

Capacity *660 Tons, R-11 Refrigerant, 1,585 GPM CHW Flow, (525 kW)*

Electrical Characteristics:

Voltage *4,000* **Manufacturer/Frame**
Horsepower **Service Factor**
RPM **Full load amps** *90.7*

Facility Name *Chilled Water Plant, Building #49*

Tag No. *CHP-49-2*

Equipment Name *Chilled Water Pump* **No. of Units** *1*

Location *Along Southwest Wall* **Year**

Manufacturer

Model No.

Serial No.

Capacity *1,585 GPM*

Electrical Characteristics:

Voltage *230/460-3-60* **Manufacturer/Frame**
Horsepower *75* **Service Factor**
RPM *1,775* **Full load amps**

WALTER REED ARMY MEDICAL CENTER
EQUIPMENT DATA SHEET

Facility Name *Chilled Water Plant, Building #49*

Tag No. *CT-49-1*

Equipment Name *Cooling Tower* **No. of Units** *1*

Location *Outside, Along Southwest Wall* **Year** *1974*

Manufacturer *Baltimore Air Coil*

Model No. *VLT 650A BAC*

Serial No. *748242*

Capacity *NOM. 650 Tons, 1,905 GPM Flow*

Electrical Characteristics:

Voltage *230/460* **Manufacturer/Frame**
Horsepower *4 @ 15* **Service Factor**
RPM **Full load amps**

Facility Name *Chilled Water Plant, Building #49*

Tag No. *CP-49-6*

Equipment Name *Condenser Water Pump* **No. of Units** *1*

Location *Along Southeast Wall* **Year**

Manufacturer

Model No.

Serial No.

Capacity *1,980 GPM*

Electrical Characteristics:

Voltage *230/460-3-60* **Manufacturer/Frame**
Horsepower *40* **Service Factor**
RPM *1,775* **Full load amps**

WALTER REED ARMY MEDICAL CENTER
EQUIPMENT DATA SHEET

Facility Name *AFIP, Original Building #54*

Tag Nos. *C-54-1 & 2*

Equipment Name *Chiller* **No. of Units** *2*

Location *Ref. Machine Room* **Year** *1952*

Manufacturer *Carrier*

Model No. *17M54(-8-8)*

Serial No. *2332-2475/2323-2474*

Capacity *600 Tons, R-11 Refrigerant*

Electrical Characteristics:

Voltage *2300-3-60* **Manufacturer/Frame**
Horsepower **Service Factor**
RPM *1,775* **Full load amps** *130*

Facility Name *AFIP, Original Building #54*

Tag Nos. *CHP-54-1, 2, & 3*

Equipment Name *Chilled Water Pumps #1, 2, & 3* **No. of Units** *3*

Location *Ref. Machine Room, West Wall* **Year**

Manufacturer

Model No.

Serial No.

Capacity *960 GPM*

Electrical Characteristics:

Voltage *460-3-60* **Manufacturer/Frame**
Horsepower *40* **Service Factor**
RPM *1,760* **Full load amps**

WALTER REED ARMY MEDICAL CENTER
EQUIPMENT DATA SHEET

Facility Name *AFIP, Original Building #54*

Tag Nos. _____

Equipment Name *Cooling Tower* **No. of Units** _____

Location _____ **Year** _____

Manufacturer _____

Model No. _____

Serial No. _____

Capacity _____

Electrical Characteristics:

Voltage _____ **Manufacturer/Frame** _____
Horsepower _____ **Service Factor** _____
RPM _____ **Full load amps** _____

Facility Name *AFIP, Original Building #54*

Tag Nos. *CWP-54-1, 2, & 3*

Equipment Name *Condenser Water Pumps #1, 2, & 3* **No. of Units** *3*

Location *Ref. Machine Room, West Wall* **Year** _____

Manufacturer _____

Model No. _____

Serial No. _____

Capacity *1,200 GPM*

Electrical Characteristics:

Voltage _____ **Manufacturer/Frame** _____
Horsepower *50* **Service Factor** _____
RPM *1,760* **Full load amps** _____

WALTER REED ARMY MEDICAL CENTER
EQUIPMENT DATA SHEET

Facility Name *AFIP, Building #54 Addition*

Tag No. *C-54-3*

Equipment Name *Chiller* **No. of Units** *1*

Location *Basement of Addition* **Year** *1983*

Manufacturer *Trane*

Model No. *CVHE-080F-AD-2UB2551CA1C11CA1C000000042000*

Serial No. *L83J14435*

Capacity *700 Tons, R-11 Refrigerant, 1,400 GPM CHW Flow (460 kW)*

Electrical Characteristics:

Voltage *460-3-60* **Manufacturer/Frame**
Horsepower **Service Factor**
RPM **Full load amps** *639*

Facility Name *AFIP, Building #54 Addition*

Tag No. *CHP-54-4*

Equipment Name *Chilled Water Pump* **No. of Units** *1*

Location **Year**

Manufacturer *Allis Chalmers*

Model No. *Type 2000, Size 8 x 6 x 13*

Serial No.

Capacity *1,400 GPM @ 145 FT HD, 12.0" Impeller Diameter*

Electrical Characteristics:

Voltage *230/460-3-60* **Manufacturer/Frame**
Horsepower *75* **Service Factor**
RPM *1,775* **Full load amps**

WALTER REED ARMY MEDICAL CENTER
EQUIPMENT DATA SHEET

Facility Name *AFIP, Building #54 Addition*

Tag Nos. *CHP-54-4 & 5*

Equipment Name *Chilled Water Pumps #4 & 5* **No. of Units** *2*

Location _____ **Year** _____

Manufacturer _____

Model No. _____

Serial No. _____

Capacity _____

Electrical Characteristics:

Voltage _____ **Manufacturer/Frame** _____
Horsepower _____ **Service Factor** _____
RPM _____ **Full load amps** _____

Facility Name *AFIP, Building #54 Addition*

Tag Nos. _____

Equipment Name *Cooling Tower* **No. of Units** _____

Location _____ **Year** _____

Manufacturer _____

Model No. _____

Serial No. _____

Capacity _____

Electrical Characteristics:

Voltage _____ **Manufacturer/Frame** _____
Horsepower _____ **Service Factor** _____
RPM _____ **Full load amps** _____

WALTER REED ARMY MEDICAL CENTER
EQUIPMENT DATA SHEET

Facility Name *AFIP, Building #54 Addition*

Tag No.

Equipment Name *Condenser Water Pump* **No. of Units** *1*

Location *Basement of Addition* **Year** *1991*

Manufacturer *Allis Chalmers*

Model No. *Type 2000, Size 8 x 6 x 13*

Serial No. *52-026-599-11-91*

Capacity *2,000 GPM, 13.00" Impeller Diameter*

Electrical Characteristics:

Voltage *460* **Manufacturer/Frame**
Horsepower *100* **Service Factor**
RPM **Full load amps** *119*

Facility Name *Computer Center, Building #T-2*

Tag No.

Equipment Name *Air-Cooled Chiller* **No. of Units** *1*

Location **Year**

Manufacturer *Carrier*

Model No. *30 GB 175600*

Serial No.

Capacity *175 Tons, R-22 Refrigerant*

Electrical Characteristics:

Voltage *460-3-60* **Manufacturer/Frame**
Horsepower **Service Factor**
RPM **Full load amps** *7 @ 52.1 & 12 @ 3.0*

WALTER REED ARMY MEDICAL CENTER
EQUIPMENT DATA SHEET

Facility Name *BRAC, Science Building #6*

Tag No. *DER Construction*

Equipment Name *Air-Cooled Chiller* **No. of Units** *1*

Location _____ **Year** _____

Manufacturer _____

Model No. _____

Serial No. _____

Capacity *200 Tons, 480 GPM, 54°F EWT, 44°F LWT*

Electrical Characteristics:

Voltage *460-3-60* **Manufacturer/Frame** _____
OK?---KW *239.2* **Service Factor** _____
RPM _____ **Full load amps** _____

Facility Name *BRAC, Science Building #6*

Tag Nos. *Under Construction*

Equipment Name *Chilled Water Pumps* **No. of Units** *2*

Location _____ **Year** _____

Manufacturer _____

Model No. _____

Serial No. _____

Capacity *240 GPM @ 85 FT HD*

Electrical Characteristics:

Voltage _____ **Manufacturer/Frame** _____
Horsepower *10* **Service Factor** _____
RPM _____ **Full load amps** _____

WALTER REED ARMY MEDICAL CENTER
EQUIPMENT DATA SHEET

Facility Name *Outpatient Clinic, Building #7*

Tag No.

Equipment Name *Condensing Unit* **No. of Units** *1*

Location **Year**

Manufacturer *York*

Model No. *42CA360A46B*

Serial No.

Capacity ~~200~~ *Tons, R-22 Refrigerant*

Electrical Characteristics:

Voltage *460-3-60* **Manufacturer/Frame**
Horsepower **Service Factor**
RPM **Full load amps** *57.7*

Facility Name *Outpatient Clinic, Building #7*

Tag No.

Equipment Name *Air-Cooled Chiller* **No. of Units** *1*

Location **Year**

Manufacturer

Model No.

Serial No.

Capacity

Electrical Characteristics:

Voltage **Manufacturer/Frame**
Horsepower **Service Factor**
RPM **Full load amps**

WALTER REED ARMY MEDICAL CENTER
EQUIPMENT DATA SHEET

Facility Name DENTAC ~~Dental~~, *Building #91*

Tag No.

Equipment Name *Condensing Unit* **No. of Units** *1*

Location *On Grade* **Year**

Manufacturer *Bohn*

Model No. *RVB0465B*

Serial No.

Capacity *4 Tons, R-22 Refrigerant*

Electrical Characteristics:

Voltage *208-3-60* **Manufacturer/Frame**
Horsepower **Service Factor**
RPM **Full load amps** *15.0*

Facility Name DENTAC ~~Dental~~, *Building #91*

Tag No.

Equipment Name *Condensing Unit* **No. of Units** *1*

Location *Outside of Building, On Grade* **Year**

Manufacturer *Trane*

Model No. *RAUC C106B*

Serial No. *1E085D06025*

Capacity *10 Tons, R-22 Refrigerant*

Electrical Characteristics:

Voltage *208-3-60* **Manufacturer/Frame**
Horsepower **Service Factor**
RPM **Full load amps** *2 @ 18.3 & 2 @ 5.0*

WALTER REED ARMY MEDICAL CENTER
EQUIPMENT DATA SHEET

Facility Name DENTAC ~~Dental~~, *Building #91*

Tag No.

Equipment Name *Condensing Unit* **No. of Units** *1*

Location *Outside Building* **Year**

Manufacturer *York*

Model No. *H1CA480A25A*

Serial No. *YKLM129896*

Capacity *40 Tons, R-22 Refrigerant*

Electrical Characteristics:

Voltage *208-3-60* **Manufacturer/Frame**
Horsepower **Service Factor**
RPM **Full load amps** *2 @ 80, 4 @ 4.2, & 2 @ 4.5*

Facility Name

Tag No.

Equipment Name **No. of Units**

Location **Year**

Manufacturer

Model No.

Serial No.

Capacity

Electrical Characteristics:

Voltage **Manufacturer/Frame**
Horsepower **Service Factor**
RPM **Full Load amps**

Baltimore Aircoil Company
Ceramic Cooling Tower Company

204 Appletree Dr.
Leesburg, VA 22075
(703) 777-3630 FAX (703) 771-8755

RECONSTRUCTION MARKETING GROUP
FACSIMILE TRANSMITTAL PAGE

FAX # (610) 373-7537 **DATE:** January 26, 1995
COMPANY: Entech
ATTN: Mr. Dan Smith
FROM: Jeff Padrta, Reconstruction Manager - NE District
REFERENCE: Walter Reed Hospital - Washington, DC

8800 Tons ?

Mr. Smith:

In follow-up to our telecon this afternoon regarding Ceramic Cooling Tower Co. Jobs CT-514 & CT-1406 at above referenced, I would like to advise the following:

-Above installation consists of six cells each 28' long x 24' wide, air inlet on one side only, 20' diameter fans, and tile fill.

-Cells 1-3 have 50 hp fan motors and were sized for 3,300 gpm/cell, 95°-85°-78°

-Cell 4-6 have 60 hp fan motors and were sized for 3,750 gpm/cell, 95°-85°-78°

-In 1989 fiberglass wall membrane and drift eliminators were replaced in all six cells as well as fan rings regrouted and vibration switches installed/relocated. Fan motors were also replaced at cell 4-6.

-To upgrade thermal performance in cells 1-3 to design conditions of cell 4-6, we could simply installed additional tile fill matching quantity as installed at cells 4-6 and change motors to 60 hp.

-To increase performance above 1,250 tons/cell, we would have to remove a portion of the tile fill and install several layers of high efficient PVC cellular fill. Along with this option distribution system would also have to be replaced with a low pressure system. With 60 hp fan motors, maximum gpm per cell would be 4,400 or 1,467 tons. Additional performance is limited by air inlet velocity due to inlets on one side only.

I hope the above information helps and if you should have additional questions, please advise me. I would also be pleased to meet at the jobsite to further discuss alternatives the next time you are in town.

Thank you for your interest and I look forward to working with you in further detail as this project is accomplished.

TOTAL P.01

TELEPHONE CONVERSATION RECORD

ENTECH ENGINEERING, INC.
500 PENN STREET, BOX 32
READING, PA 19603

PHONE: (610) 373-6667
FAX: (610) 373-7537

ENTECH NO.: 4130.02

DATE:

PROJECT: WRAMC
CHILLED WATER STUDY

NAME	COMPANY
SALLY	BAC WASHINGTON AREA REP
JACK FISHER	ENTECH

ITEMS DISCUSSED:

COOLING TOWER FOR BLDG. 49
COUNTERFLOW W/CENTRIFUGAL FANS
(4) 15 HP 230/460 V CDP
1905 GPM @ ≈ 3 GPM/TON ≈ 635 TONS
BUILT 1974

cc:

TELEPHONE CONVERSATION RECORD

ENTECH ENGINEERING, INC.
500 PENN STREET, BOX 32
READING, PA 19603

PHONE: (610) 373-6667
FAX: (610) 373-7537

ENTECH NO.: 4130.02

DATE: 1-12-95

PROJECT: WALTER REED
CHILLER STUDY

NAME	COMPANY
TREY MCCANN	THE TRANE CO.
JACK FISHER	ENTECH

ITEMS DISCUSSED:

BLDG. 54 CHILLER

80CHV 700TON R-11 1983 1400/1200 GPM
460 KW 55°-43° 85°-95°

BLDG. 49 CHILLER

660 TON R-11 1971 1585/1980GPM
525 KW 54°-44°

cc:

DATE: _____

TRANE™

THE TRANE COMPANY
2570 INTERSTATE DRIVE
HARRISBURG, PA 17110
FAX (717) 652-5155
PHONE (717) 652-4261

CREATING THE RIGHT ATMOSPHERE

ATTENTION: Jack Fisher COMPANY: Entech

FAX NUMBER: _____

FROM: Trey Mc Cann

SUBJECT: Walter Reed

COMMENTS: Chiller Selection.

TOTAL NUMBER OF PAGES = 2, INCLUDING TRANSMITTAL COVER SHEET.

CPF- 4130.02 /32
J. Fisher
E. Callens

TRANE CENTRAVAC SELECTION PROGRAM Rev Level 55017 Version 14.08
Mon Mar 06, 1995

PROJECT : WALTER REED ARMY MEDICAL CENTER
LOCATION : WASHINGTON D.C.
BLDG. OWNER : USA
PROGRAM USER : TREY MCCANN
COMMENTS :
MACHINE : CVHF 1280 1228 328 210L 2100 TECU 28 210L 2100 TECU 28 2150

***** INPUT CONDITIONS **********

DESIGN DUTY			
EXITING EVAP TEMP	43	ENTERING COND TEMP	85
ENTERING EVAP TEMP	53	EXITING COND TEMP	95
EVAPORATOR PASSES	2	CONDENSER PASSES	2
FLUID TYPE	WATER	FLUID TYPE	WATER
FLUID %	0	FLUID %	0
VOLTAGE	4160		
FREQUENCY	60		
REFRIGERANT	123		

***** OUTPUT DATA **********
NOTE - PERFORMANCE CERTIFIED IN ACCORDANCE WITH ARI STANDARD 550-92
NOTE - EXTENDED SHELL SELECTION.

DESIGN DUTY	TONS	1481
POWER CONSUMED	KW	1082
KW PER DESIGN DUTY		0.731
EXIT EVAP TEMP	F	43.00
EVAP FLOW RATE	GPM	3553.6
ENTERING EVAP TEMP	F	53.00
EVAP PD (NON-MAR)	FEET	27.14
EVAP PD (MARINE)	FEET	28.24
EVAP FOULING FACTOR		0.00025
FLUID TYPE AND %		WATER 0
ENTERING COND TEMP	F	85.00
COND FLOW RATE	GPM	4334.4
EXIT COND TEMP	F	95.00
COND PD (NON-MAR)	FEET	27.25
COND PD (MARINE)	FEET	28.87
COND FOULING FACTOR		0.00025
FLUID TYPE AND %		WATER 0
MAX LRA AT MOTOR KW	AMPS	1044
RLA AT MOTOR KW	AMPS	186
RLA AT SELECTION KW	AMPS	164
REFRIGERANT CHARGE	LBS	2400
SHIP WT. (W/NMAR WB.)	LBS	44454
OPER WT. (W/NMAR WB.)	LBS	52622

modl-CVHF	nton-1280	volt-4160	hrtz-60	type-SNGL	cpkw-1228	cpim-328
evtm-TECU	evth-28	evsz-210L	evbs-2100	evwp-2	crsz-2150	refg-123
cdtm-TECU	cdth-28	cdsz-210L	cdbs-2100	cdwp-2	cdty-STD	typo-EXTD

EDC.

Carrier Building Systems & Services

4110 BUTLER PIKE
BUILDING 1, SUITE A104
PLYMOUTH MEETING, PA 19462

(610) 834-1717 - PHONE
(610) 834-0880 - FAX

TO: Jack Fisher

COMPANY: 373 7537

FROM: Tim Green

SUBJECT:

DATE: 1/13/95

PAGE 1 OF 2

MESSAGE:

Jack, BLDG 54
here is design data
on (17M) & general info
on 30GB200
BLDG T-2

IMPORTANT NOTICE

CAUTION: This facsimile message contains private or other sensitive information of the sender and is intended soley for the recipient named above. If you are not the intended recipients (1) You should hold this message in confidence and be aware that any disclosure, copying, distribution or use of this information is prohibited. (2) Please notify the sender by telephone (collect). (3) Please return this message to sender at the address given above via the U.S. Postal Service. We appreciate your cooperation and will reimburse you for your cost of postage.

CC: CPF-4130.02
E. CALLKINS

2474

Carrier Corporation

SOUTH GEDDES STREET
SYRACUSE 1, N.Y.

5/27/52

CARRIER CORPORATION
12 SO. 12TH ST.
PHILADELPHIA, 7, PENNA.

JOB No. SEWA-D6 REQ #1

SHIP TO
CARRIER CORPORATION
% PARK TRANSFER COMPANY
WASHINGTON, D. C.

SHIP VIA
B&O ECKINGTON YARD
PARK TRANSFER SIDING

MARK FOR
HOLD FOR JOB SEWA-D6 CARRIER

			PHILA.	PREPAID		

QTY	BLOCK	QUANTITY	DESCRIPTION	UNIT LIST	TOTAL LIST	DISC. %	NET TOTAL
			SHIP 1/1/53 NOT BEFORE DO-C2 APPLIES TO THIS REQUISITION SUBJECT TO THE RENEGOTIATION ACT. SERIAL 2474-2475 2 17654-83-82 CENTRIFUGAL REFRIGERATION MACHINES FOR 600 TONS EACH. MACHINES TO BE MOUNTED ON CONCRETE FOUNDATION SUPPLIED BY OTHERS. EACH MACHINE TO BE DRIVEN BY A 600 HP SQUIRREL CAGE MOTOR AND SPEED INCREASING GEAR. EACH MACHINE TO CONSIST OF THE FOLOWING: 1-17654 CENTRIFUGAL COMPRESSOR TO OPERATE AT 4775 RPM AT 610 BHP USING F-11. 1-1703 COOLER, 2-PASS; 1370 GPM OF WATER COOLED FROM 54.5 DEG. F. TO 44 DEG F. AT 33.7 F. SUCTION TEMPERATURE, 35 FT. PRESSURE DROP. LO-FIN COPPER TUBES, .0005 SCALE FACTOR. NOZZLE ARRANGEMENT #18 WATER SIDE FOR 200# W/P WITH HYDROSTATIC TEST AT 150% OF WORKING PRESSURE. WATER SIDE TO BE INSPECTED AND STAMPED IN ACCORDANCE WITH A.S.M.E. & DISTRICT OF COLUMBIA CODES.				

CP IN THIS COLUMN INDICATES SHIPMENT DIRECT FROM VENDOR

READY MACHINE	PRICED SHOP	SPECIAL CONTRACTS, COPIES TO—		
READY ASSEMBLY MATERIAL	EXPERIMENT SHOP		BILLING ONLY	
SUBSTITUTION SHOP PCSD.	SHIP CONSIGNED HERE	SHIP PCSD		

COPIES TO: K. T. SHIELDS, C. ROBERTS, R. C. BURNS, H. E. CASWELL, J. ENDRESS
R. S. MUSSEY, E.A. KENT, C. V. SOLUM, B. LIVINGSTON.

CAUTION—REMOVE PROTECTOR SHEET BEFORE TYPING

** TOTAL PAGE.003 **

HOLD TO } CARRIER CORPORATION SHEET NO. 2 JOB NO. 52WA-06

PLACE NUMBER	QUANT.	DESCRIPTION	UNIT LIST	TOTAL LIST	% DISC.	NET TOTAL
		1- 17R8 CONDENSER, 2-PASS, 1800 GPM FROM 87 DEG F TO 96.7 DEG F. WITH 105.5 DEG F. CONDENSING TEMPERATURE 20.7 FT. PRESSURE DROP. LO-FIN COPPER TUBES. .0005 SCALE FACTOR. NOZZLE ARRANGEMENT #2. WATER SIDE FOR 200# W.P. WITH HYDROSTATIC TEST 150% OF WORKING PRESSURE. REFRIGERANT SPACE TO BE SHOP TESTED AT TWICE THE DESIGN WORKING PRESSURE WATER SIDE TO BE INSPECTED AND STAMPED IN ACCORDANCE WITH A.S.M.E. & DISTRICT OF COLUMBIA CODES.				
		1- PURGE RECOVERY UNIT FOR 440/3/60 WITH 110 VOLT HOLDING COIL IN MOTOR STARTER.				
		1- CONTROL PANEL WITH AUXILIARY FOR MOTOR DRIVE. PANEL TO BE MOUNTED IN STANDARD LOCATION WITH INSTRUMENTS FOR 110/1/60. SAFETY CUT-OUTS TO HAVE MANUAL RESET FEATURE.				
		1- AUXILIARY OIL PUMP FOR COMPRESSOR COMPLETE WITH 440/3/60 MOTOR, COUPLING, BASE AND PRESSURE SWITCH (MOTOR STARTER TO BE SUPPLIED BY PHILA. PURCHASING)				
		1- SET OF COMPRESSOR SOLE PALATES AND ACCESSORIES.				
	2	AUXILIARY CONTROL PANEL FOR REMOTE INSTALLATION. PANEL TO BE THE SAME AS STANDARD EXCEPT THE LOW TEMPERATURE, HIGH PRESSURE AND LOW OIL PRESSURE CUTOUTS ARE TO BE REPLACED WITH PILOT LIGHTS. (DETAILS LATER). STANDARD MOUNTING BRACKETS NOT REQUIRED.				
	2	AUATOMATIC SUCTION DAMPERS.				
	2	4" MANUAL HOT-GAS B-PASS.				
	2	EXTRA WATER BOX FOR #8 COOLER.				
	2	17M32-333 OIL COOLERS.				
		DO NOT SUBSTITUTE MATERIAL WITHOUT PRIOR APPROVAL.				
		JMG. 6/11/52				

-(30GB110-200)

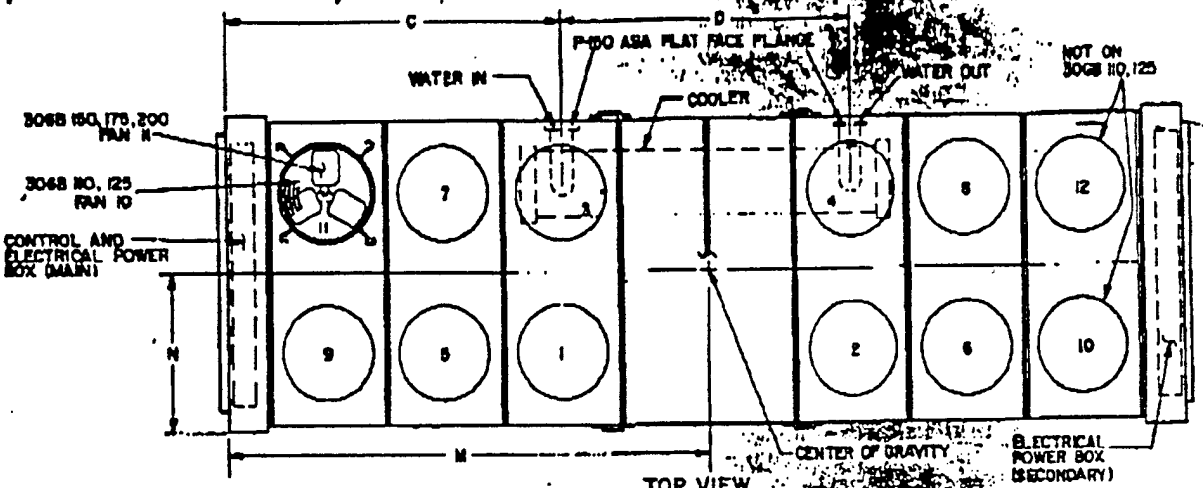

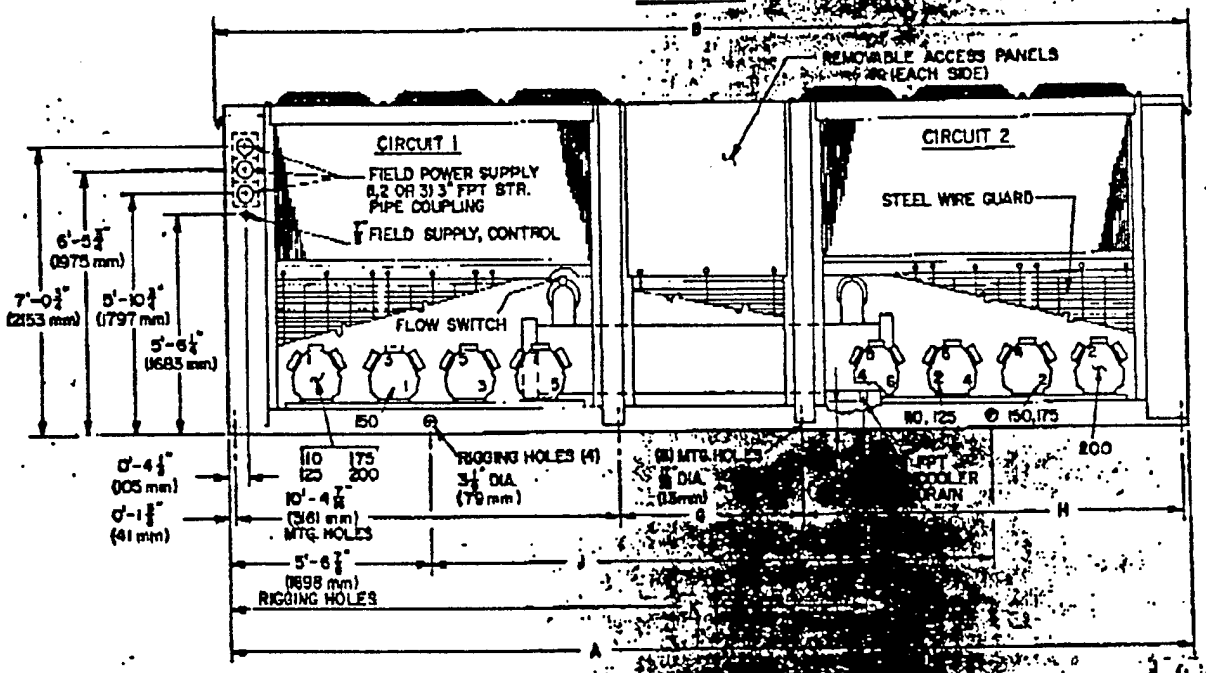

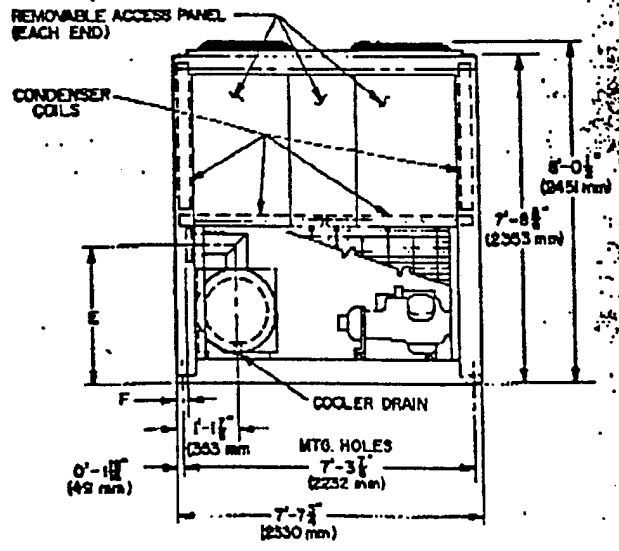

Unit must have clearances as follows:
Top — Do not restrict in any way.
Ends — 5'0" (1524 mm)
Sides — 6'0" (1829 mm)

DIMENSIONS ft-in.

DIM.	UNIT 30GB				
	110	125	150	175	200
A	21-7-5/16		24-7-1/8		
B	21-7-16/16		24-7-3/4		
C	9-0-3/16	8-3-7/16	8-5-1/4		
D	8-0-3/4	8-0-5/16	7-8-1/2		
E	2-4-15/16	2-4-3/16	2-8-1/4		
F	0-1-13/16	0-2-9/16	0-2-1/2		
G	—		3-7		
H	—		10 4-7/16		
J	12-6		13-5-7/16		
K	15-2-1/16	16-5-1/16	16-5		
L	0-6-3/8		0-6-1/2		
M	10-10-1/2	10-6-1/4	12-3-9/16		
N	3-8-3/4	3-8-3/4	3-9-7/8		
P	5	6	6		

Physical data (60 Hz)

UNIT 30GB	090	100	110	125	150	175	200
APPROX OPERATING WEIGHT (lb)	7822	8520	10,445	11,060	14,100	14,600	15,100
REFRIGERANT CHARGE (lb)							
R-22 Circuit 1	110	130	165	170	230	230	230
R-22 Circuit 2	110	130	105	120	230	230	230
COMPRESSORS (Type...Rpm)	Reciprocating, Semi-Hermetic...1750						
06E (No.) Circuit 1	(2) F265	(2) F275	(3) F265	(3) F275	(3) F275	(4) F275	(4) F275
06E (No.) Circuit 2	(2) F265	(2) F275	(2) F275	(2) F275	(3) F275	(3) F275	(4) F275
Capacity Control Steps	4	4	5	5	8	7	8
% Cap. Circuit 1	50	50	60	60	50	57	50
% Cap. Circuit 2	50	50	40	40	50	43	50
Minimum Step Capacity (%)	25	25	20	20	16.7	14.3	12.5
CONDENSER FANS	3-Blade Propeller, Direct Drive						
No. ...Diameter (in.)	8...30		10...30		12...30		
Rpm...Total Kw	1140...12.4		1140...15.5		1140...18.6		
Total Airflow (cfm)	78,400		98,000		117,600		
CONDENSER COILS	13.5 Fins/in. ...1/2-in. OD Copper Tube						

Condenser	Lead	Lag	Lead	Lag	Lead	Lag	Lead	Lag	Lead	Lag	Lead	Lag	Lead	Lag
No. Rows Circuit 1	3	3	4	4	3	3	4	3	4	4	4	4	4	4
No. Rows Circuit 2	3	3	4	4	4	3	4	3	4	4	4	4	4	4
Face Area (sq ft) Circuit 1	40.3	40.3	40.3	40.3	60.5	60.5	60.5	60.5	60.5	60.5	60.5	60.5	60.5	60.5
Face Area (sq ft) Circuit 2	40.3	40.3	40.3	40.3	40.5	40.5	40.5	40.5	60.5	60.5	60.5	60.5	60.5	60.5

COOLER (No. ...Type)	One...Direct Expansion, Shell and Tube						
Model 10HA400--	364	194	194	454	504		
No. Refrigerant Circuits	2	2	2	2	2		
Net Water Vol. (gal.) (Includes Nozzles)	21.7	40.4	40.4	52.4	60.2		
Max. Working Pressure (psig)	Refrigerant Side, 235, Water Side, 150						
WATER CONNECTIONS (in.)	(Cooler Inlet and Outlet) 150-lb. ASA Flat Face Flange						
Inlet and Outlet	4	5	5	6	6		
Drain	3/4 FPT						

Selection procedure (with example)

I Determine job requirements.

Given:

Cooling Load ..... 190 Tons
Leaving Chilled Water Temperature (LCWT) .... 45 F
Chilled Water System Δ T ..... 10 F
Cooler Fouling Factor 0.0005
Condenser Entering Air Temperature (CEAT) ... 95 F

II Select unit to provide cooling load capacity.

Enter Performance Ratings table at 95 F CEAT and 45 F LCWT. Under Cap., 198.2 tons is nearest to and greater than the given cooling load (190 tons). Read unit selection and performance data directly from table.

Unit 30GB200
Capacity (Cap.) ..... 198.2 Tons
Saturated Discharge Temp (SDT) ..... 130.5 F
Compressor Power Input (Kw) ..... 230.8 Kw
Cooler Flow Rate (Gpm) ..... 474.7 gpm
Cooler Pressure Drop (PD) ..... 12.6 ft water

Performance data

Ratings

The following ratings tables are based on 10 F chilled water rise, 0.0005 fouling factor in cooler, and Refrigerant 22. **Ratings in boldface type** are in accordance with ARI Standard 590-81. The conditions are 95 F Condenser Entering Air Temperature (dry-bulb), 44 F Leaving Chilled Water Temperature.

Cap. — Capacity
Kw — Compressor Motor Power Input
LCWT — Leaving Chilled Water Temp
PD — Pressure Drop (ft water)
SDT — Sat. Disch Temp

LCWT	UNIT	85					90					95				
		Cap.	SDT	Kw	Cooler Flow Data		Cap.	SDT	Kw	Cooler Flow Data		Cap.	SDT	Kw	Cooler Flow Data	
					Gpm	PD				Gpm	PD				Gpm	PD
40	GB090	97.9	114.4	90.2	210.1	13.5	85.2	118.8	92.4	203.6	12.7	82.4	123.2	94.3	197.1	12.0
	GB100	98.1	113.1	102.1	234.4	9.0	95.0	117.5	104.8	227.0	8.6	91.8	121.9	107.3	219.8	7.9
	GB110	109.7	113.8	117.3	262.3	11.2	106.4	118.2	120.3	254.3	10.9	103.0	122.6	123.0	246.3	9.9
	GB125	126.7	115.1	130.9	300.6	8.1	121.5	119.4	134.2	290.4	7.5	117.3	123.7	137.4	280.4	7.0
	GB150	153.8	114.6	157.3	367.7	7.7	148.4	118.9	161.5	354.8	7.2	143.2	123.2	166.2	342.2	6.7
	GB175	174.4	117.2	184.8	416.9	9.8	168.6	121.5	189.2	403.0	9.2	162.7	125.8	193.3	386.9	8.6
	GB200	192.2	118.9	206.4	459.5	11.9	185.8	123.1	213.0	444.2	11.1	179.6	127.3	217.2	429.1	10.4
42	GB090	91.5	115.6	92.2	218.8	14.6	88.7	120.0	94.5	212.3	13.8	85.9	124.3	96.6	205.5	13.0
	GB100	101.8	114.1	104.2	243.6	9.7	98.7	118.5	107.1	236.0	9.1	95.5	122.9	109.8	228.4	8.6
	GB110	113.9	114.8	119.8	272.4	12.0	110.5	119.2	122.9	264.3	11.4	107.1	123.6	125.8	256.1	10.7
	GB125	130.8	116.3	133.9	312.8	8.8	126.5	120.6	137.4	302.6	8.2	122.2	124.9	140.7	292.3	7.6
	GB150	160.1	116.7	160.8	383.1	8.3	154.7	120.0	165.2	370.0	7.8	149.3	124.3	169.2	357.0	7.3
	GB175	181.7	118.5	189.2	434.6	10.7	175.5	122.7	193.7	420.0	10.0	169.5	127.0	198.0	406.5	9.3
	GB200	199.9	120.2	213.4	478.2	12.8	193.4	124.4	218.2	462.5	12.0	186.9	128.8	222.8	447.0	11.3
44	GB090	95.1	116.7	94.2	227.7	15.8	92.3	121.1	96.6	221.0	14.9	89.5	125.5	98.9	214.2	14.0
	GB100	105.7	115.2	106.3	252.9	10.4	102.5	119.6	109.3	245.3	9.8	99.2	123.9	112.2	237.5	9.2
	GB110	118.1	115.9	122.3	282.7	12.9	114.5	120.3	125.5	274.4	12.2	111.1	124.7	128.5	266.1	11.5
	GB125	136.0	117.4	136.9	326.5	9.5	131.6	121.7	140.5	314.9	8.9	127.2	126.0	144.0	304.4	8.3
	GB150	166.6	116.8	164.4	398.9	9.0	161.1	121.2	169.0	385.5	8.4	155.5	125.5	173.2	372.2	7.9
	GB175	188.9	119.7	193.5	452.1	11.5	182.7	123.9	198.3	437.2	10.8	176.5	128.2	202.8	422.5	10.1
	GB200	207.8	121.5	218.4	497.0	13.8	201.0	125.7	223.4	481.2	13.0	194.4	129.9	228.1	465.4	12.2
46	GB090	97.0	117.3	96.2	232.2	16.4	94.1	121.7	97.7	225.4	15.6	91.3	126.0	100.0	218.8	14.6
	GB100	107.0	116.7	107.4	257.7	10.8	104.4	120.1	110.5	250.0	10.2	101.1	124.4	113.4	242.1	9.6
	GB110	120.2	116.4	123.5	287.9	13.4	116.7	120.8	126.8	279.5	12.7	113.2	125.2	129.9	271.1	11.9
	GB125	138.6	118.0	138.4	331.9	9.9	134.1	122.3	142.1	321.2	9.2	129.7	126.6	146.6	310.8	8.6
	GB150	169.9	117.4	166.2	406.9	9.4	164.3	121.7	170.9	393.4	8.8	158.7	126.0	175.2	380.0	8.2
	GB175	192.7	120.4	195.8	461.4	12.0	186.4	124.6	200.7	446.2	11.2	180.0	128.8	205.2	431.0	10.5
	GB200	211.8	122.1	220.9	506.7	14.3	204.8	126.3	226.0	490.5	13.5	198.2	130.5	230.8	474.7	12.6
48	GB090	98.9	117.9	96.2	236.8	17.0	96.0	122.2	98.8	229.9	16.1	93.1	126.6	101.2	223.0	15.2
	GB100	109.6	116.2	108.6	262.5	11.2	106.3	120.6	111.7	254.7	10.6	103.0	125.0	114.6	246.8	10.0
	GB110	122.4	116.9	124.7	293.1	13.9	118.8	121.3	128.1	284.6	13.1	115.3	125.7	131.3	276.1	12.4
	GB125	141.3	118.6	139.9	338.5	10.3	136.8	122.9	143.7	327.6	9.6	132.2	127.2	147.3	316.8	9.0
	GB150	173.4	118.0	168.1	415.3	9.8	167.6	122.3	172.8	401.4	9.1	161.9	126.6	177.2	387.8	8.5
	GB175	198.4	121.0	198.0	470.5	12.4	190.0	125.2	203.0	456.2	11.7	183.6	129.4	207.7	439.8	10.9
	GB200	216.6	122.8	223.6	516.4	14.9	208.8	127.0	228.8	500.2	14.0	202.1	131.2	233.6	484.1	13.1
48	GB090	102.6	119.1	98.2	245.9	18.3	99.7	123.4	100.9	239.0	17.3	96.8	127.8	103.5	231.9	16.3
	GB100	113.8	117.4	110.7	272.3	12.0	110.3	121.7	114.0	264.3	11.4	106.9	126.1	117.1	256.2	10.7
	GB110	126.7	118.0	127.3	303.7	14.8	123.1	122.4	130.8	295.0	14.0	119.5	126.8	134.1	286.4	13.3
	GB125	146.6	119.9	142.8	351.4	11.1	142.1	124.1	146.9	340.5	10.4	137.4	128.4	150.7	329.4	9.7
	GB150	180.1	119.2	171.6	431.5	10.5	174.1	123.5	176.6	417.3	9.8	168.4	127.8	181.2	403.6	9.2
	GB175	204.1	122.4	202.6	489.0	13.4	197.5	126.5	207.7	473.2	12.6	191.0	130.7	212.7	457.7	11.8
	GB200	223.7	124.1	228.6	536.1	16.0	216.7	128.3	234.1	518.4	15.0	209.9	132.5	239.2	503.0	14.1

LCWT	UNIT	105					110					115				
		Cap.	SDT	Kw	Cooler Flow Data		Cap.	SDT	Kw	Cooler Flow Data		Cap.	SDT	Kw	Cooler Flow Data	
					Gpm	PD				Gpm	PD				Gpm	PD
40	GB090	76.9	131.9	97.8	183.8	10.5	74.1	136.3	99.3	177.1	9.7	71.3	140.6	100.6	170.4	9.0
	GB100	85.6	130.7	112.0	204.6	6.9	82.5	135.0	114.1	197.3	6.6	79.4	139.4	116.0	189.9	6.0
	GB110	96.2	131.4	127.9	230.0	8.7	92.8	135.8	130.0	221.9	8.1	89.4	140.2	132.0	213.6	7.6
	GB125	109.0	132.4	143.0	260.5	6.0	104.8	136.7	145.4	250.4	5.6	100.6	141.0	147.6	240.5	5.1
	GB150	132.8	131.9	173.0	317.4	5.8	127.5	136.2	174.9	304.9	5.4	122.3	140.5	177.5	292.4	4.9
	GB175	150.8	134.2	200.4	360.4	7.4	144.9	138.5	203.5	346.5	6.9	139.2	142.8	206.4	332.8	6.4
	GB200	166.9	135.8	224.6	399.0	9.0	160.6	140.0	227.8	383.9	8.4	154.3	144.2	230.7	369.0	7.8
42	GB090	80.2	133.0	100.3	191.9	11.4	77.4	137.3	101.9	185.1	10.6	74.5	141.7	103.4	178.2	9.9
	GB100	89.1	131.6	114.7	213.2	7.5	86.0	136.0	116.9	205.7	7.0	82.8	140.4	118.9	198.1	6.5
	GB110	100.1	132.4	130.9	239.5	9.4	96.6	136.8	133.3	231.2	8.8	93.1	141.2	135.3	222.8	8.2
	GB125	113.6	133.5	146.5	271.7	6.6	109.3	137.8	149.2	261.8	6.1	106.1	142.0	151.5	251.3	5.6
	GB150	138.5	133.0	176.3	331.4	6.3	133.2	137.3	179.4	318.6	5.8	127.9	141.6	182.3	305.9	5.4
	GB175	157.3	135.4	205.6	376.4	8.1	151.4	139.7	209.0	362.2	7.5	145.5	143.9	212.1	348.1	6.9
	GB200	174.0	137.0	230.5	416.3	9.8	167.5	141.2	233.9	400.8	9.1	161.1	145.4	237.1	385.5	8.4
44	GB090	83.6	134.1	102.8	200.2	12.3	80.7	138.4	104.6	193.2	11.5	77.8	142.8	106.1	186.2	10.7
	GB100	92.7	132.7	117.4	221.9	8.1	89.5	137.0	119.7	214.1	7.6	86.2	141.4	121.8	206.4	7.1
	GB110	104.1	133.4	134.0	249.1	10.1	100.5	137.8	136.5	240.6	9.5	97.0	142.2	138.7	232.1	8.8
	GB125	118.4	134.6	150.2	283.4	7.2	114.0	138.9	153.0	272.9	6.6	109.6	143.1	155.5	262.4	6.1
	GB150	144.5	134.1	180.7	345.8	6.8	139.0	138.3	184.0	332.8	6.4	133.5	142.6	187.1	319.6	5.9
	GB175	164.0	136.6	210.8	392.7	8.8	157.8	140.8	214.3	377.9	8.1	151.9	145.1	217.8	363.6	7.5
	GB200	181.3	138.3	236.4	433.9	10.6	174.6	142.4	240.0	418.0	9.9	168.1	146.6	243.5	402.4	9.2
46	GB090	85.4	134.7	104.1	204.4	12.8	82.4	139.0	105.9	197.4	12.0	79.5	143.3	107.5	190.3	11.2
	GB100	94.5	133.2	118.8	226.4	8.4	91.3	137.5	121.1	218.6	7.9	88.0	141.9	123.3	210.7	7.3
	GB110	106.1	133.9	135.6	253.9	10.5	102.5	138.3	138.1	245.4	9.8	98.9	142.7	140.4	235.8	9.2
	GB125	120.8	135.2	152.1	289.3	7.5	116.4	139.4	154.9	278.7	6.9	111.9	143.7	157.5	268.1	6.4
	GB150	147.5	134.8	182.9	353.2	7.1	142.0	138.9	186.3	340.0	6.6	136.4	143.2	189.5	326.6	6.1
	GB175	167.4	137.2	213.5	400.9	8.1	161.3	141.4	217.2	386.1	8.5	155.1	145.7	220.6	371.6	7.9
	GB200	184.9	138.9	239.4	442.8	11.0	178.2	143.1	243.1	426.8	10.3	171.6	147.3	246.7	410.9	9.6
48	GB090	87.1	135.2	106.3	208.7	13.3	84.2	139.6	107.2	201.6	12.5	81.1	143.9	108.9	194.4	11.6
	GB100	96.4	133.7	120.1	230.9	8.8	93.1	138.0	122.5	223.0	8.2	89.8	142.4	124.8	215.0	7.6
	GB110	108.1	134.5	137.1	258.9	10.9	104.5	138.8	139.7	250.2	10.2	100.8	143.2	142.1	241.5	9.6
	GB125	123.3	135.7	153.9	295.3	7.8	118.8	140.0	156.8	284.6	7.2	114.3	144.2	159.5	273.7	6.7
	GB150	150.6	135.2	185.1	360.7	7.4	145.0	139.5	188.6	347.2	6.9	139.3	143.7	192.0	333.7	6.4
	GB175	171.0	137.9	216.2	409.6	8.5	164.6	142.1	220.0	394.3	8.8	158.4	146.3	223.5	379.4	8.2
	GB200	188.7	139.5	242.4	451.9	11.5	181.9	143.7	246.2	435.6	10.7	175.1	147.9	249.9	419.5	9.9
48	GB090	90.7	136.4	107.9	217.4	14.4	87.6	140.7	109.9	210.0	13.5	84.6	145.0	111.7	202.7	12.6
	GB100	100.1	134.7	122.8	240.0	9.4	96.7	139.1	126.4	231.8	8.8	93.3	143.4	127.8	223.7	8.2
	GB110	112.2	135.5	140.2	268.8	11.7	108.5	139.9	143.0	260.0	11.0	104.8	144.2	145.5	251.2	10.3
	GB125	128.2	136.9	157.5	307.2	8.4	123.7	141.1	160.7	296.3	7.8	119.0	145.4	163.5	286.3	7.3
	GB150	156.8	136.3	189.6	375.9	8.0	151.0	140.6	193.3	362.0	7.5	145.3	144.8	196.8	348.1	6.9
	GB175	178.0	139.1	221.6	426.6	10.3	171.4	143.3	225.6	410.8	9.8	165.1	147.5	229.3	395.6	8.9
	GB200	196.2	140.8	248.5	470.2	12.4	189.3	145.0	252.6	453.8	11.6	182.4	149.1	256.4	437.1	10.8

Performance data (cont)

→ TOTAL COOLER PRESSURE DROP

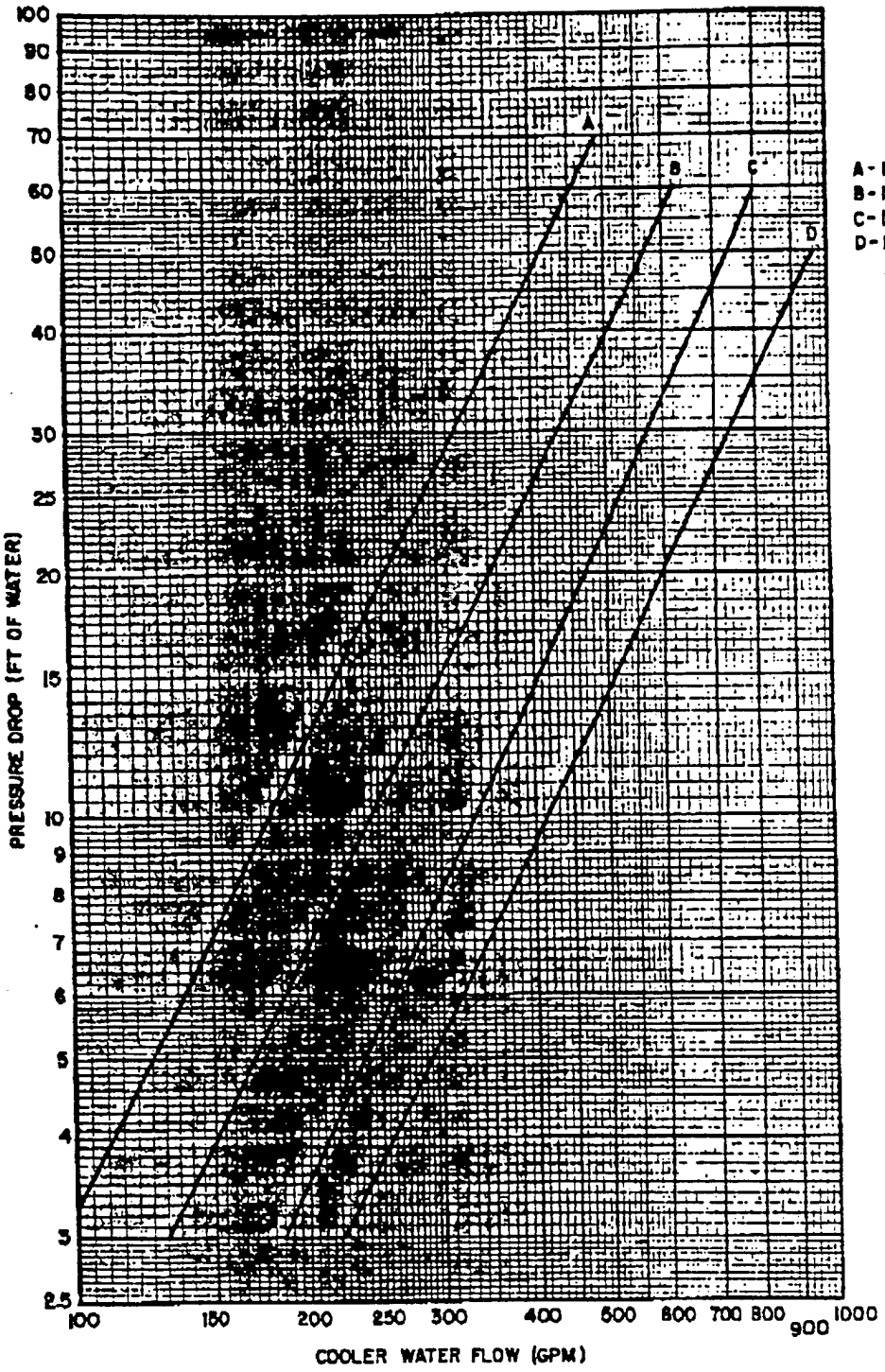

COOLER 10HA400	UNIT 30GB
364	090
194	100, 110
454	125
504	150, 175, 200

Electrical data (60 Hz)

UNIT									COMPRESSORS†			FAN MOTORS‡				
30GB	Model	Volts Name-plate	Volts Supplied* Min	Volts Supplied* Max	Type of Start	MCA	MOPA (Fuse)	ICF	RLA (ea)	LRA (ea)	Total MTA (CB)	Total Kw	Ph	FLA (ea)	MTA** (FCB)	Hp (NEC)
090	500	208-230	187	254	XL	490.1	600	808	102.9	446	144	12.4	3	6.6	74	1.94
	600	460	414	508	XL	215.3	250	382	45.0	223	63	12.4	3	3.0	28	1.75
	100	575	518	632	XL	204 0	250	314	43.5	164	61	12.4	3	2.4	22	1.75
100	500	208-230	187	254	XL	520.3	600	889	110.0	506	154	12.4	3	6.6	74	1.94
	600	460	414	508	XL	245.4	300	434	52.1	253	73	12.4	3	3.0	28	1.75
	100	575	518	632	XL	210.5	250	330	45.0	176	63	12.4	3	2.4	22	1.75
110	500	208-230	187	254	XL	622.2	700	991	(See Table Below)			16.5	3	6.6	74	1.94
	600	460	414	508	XL	282.2	300	470				16.5	3	3.0	28	1.75
	100	575	518	632	XL	255.8	300	376				16.5	3	2.4	22	1.75
125	500	208-230	187	254	XL	643.5	700	1012	110.0	506	154	16.5	3	6.6	74	1.94
	600	460	414	508	XL	303.5	350	492	52.1	253	73	16.5	3	3.0	28	1.75
	100	575	518	632	XL	260 3	300	380	45.0	176	63	16.5	3	2.4	22	1.75
150	500	208-230	187	253	XL	767	1000	1138	110	506	154	18.6	3	6.6	74	1.94
	600	460	414	508	XL	362	450	550	52	253	73	18.6	3	3.0	28	1.75
	100	575	518	632	XL	310	400	430	45	176	63	18.6	3	2.4	22	1.75
175	500	208-230	187	253	XL	877	1000	1246	110	506	154	18.6	3	6.6	74	1.94
	600	460	414	508	XL	414	500	602	52	253	73	18.6	3	3.0	28	1.75
	100	575	518	632	XL	355	400	475	45	176	63	18.6	3	2.4	22	1.75
200	500	208-230	187	253	XL	987	1200	1356	110	506	154	18.6	3	6.6	74	1.94
	600	460	414	508	XL	466	600	664	52	253	73	18.6	3	3.0	28	1.75
	100	575	518	632	XL	400	450	520	45	176	63	18.6	3	2.4	22	1.75

CB — Circuit Breaker (Compressors)
FCB — Fan Circuit Breaker
FLA — Full Load Amps (Fan Motors)
Hp — Horsepower
ICF — Maximum Instantaneous Current Flow during starting (the point in the starting sequence where the sum of the LRA for the starting compressor, plus the total RLA for all running compressors, plus the total FLA for all running fan motors is maximum).
Kw — Total condenser fan motor power input
LRA — Locked Rotor Amps
MCA — Minimum Circuit Amps (for wire sizing). Complies with NEC Section 430-24.
MOPA — Maximum Overcurrent Protective Device Amps
MTA — Must Trip Amps (Circuit Breaker)
NEC — National Electrical Code
Ph — Phase
RLA — Rated Load Amps (Compressors)
XL — Across-the-Line

*Units are suitable for use on electrical systems where voltage supplied to the unit terminals is not below or above the listed minimum and maximum limits.

†30GB090,100: 4 compressors
30GB110,125: 5 compressors
30GB150: 6 compressors
30GB175: 7 compressors
30GB200: 8 compressors

‡30GB090,100: 8 Fans
30GB110,125: 10 Fans
30GB150-200: 12 Fans

**30GB090,100: One FCB for all fans.
30GB110-200: One FCB for each circuit.

UNIT		COMPRESSORS (No.)					
		(3) Circuit 1			(2) Circuit 2		
30GB	Model	RLA	LRA	MTA	RLA	LRA	MTA
110	500	102.9	446	144	110.0	506	154
	600	45.0	223	63	52.1	253	73
	100	43.5	164	61	45.0	176	63

General electrical notes

1. The 115-1-60 control circuit power must be supplied from a separate source, thru a field-supplied fused disconnect.
2. Crankcase and cooler heaters are wired into the control circuit so they are always operable as long as the control circuit power supply disconnect is on, even if any safety device is open or the unit ON-OFF switch is off.
3. Heaters are wired ahead of the control circuit fuse; thus, they are protected by the overcurrent protective device in the control circuit power supply.
4. All units have single-point power connection to simplify field power wiring.
5. On 208/230/3/60 units:
   30GB090,100 have 2 terminal blocks and require 6 parallel conductors from the disconnect.
   30GB110-200 have 3 terminal blocks and require 9 parallel conductors from the disconnect.
6. On 460 and 575/3/60 units:
   30GB090-125 have one terminal block and require 3 parallel conductors from the disconnect.
   30GB150-200 have 2 terminal blocks and require 6 parallel conductors from the disconnect.
7. Maximum incoming wire size for each terminal block is 500 MCM.
8. The 208-230-volt 30GB200 units must have copper main power conductors to meet NEC requirements. All other units may use aluminum, copper-clad or copper conductors.

Carrier Building Systems & Services

CFF-4130.02
J. Fisher

4110 BUTLER PIKE
BUILDING 1, SUITE A104
PLYMOUTH MEETING, PA 19462

(610) 834-1717 - PHONE
(610) 834-0880 - FAX

TO: Ed Caulkers 1

COMPANY: 373-~~2580~~ 7537

FROM: Tim Green

SUBJECT: Walter Reed

DATE: 1/6/95

PAGE 1 OF 2

MESSAGE: Ed, 2 pass cooler, 2 pass condenser,
19C7U5-21-21
42 lvg chilled water
95 lvg cond water

will be produce 1096 tons
using 852 kW
≈ .78 kW/Ton

Regards,
Tim Green

IMPORTANT NOTICE

CAUTION: This facsimile message contains private or other sensitive information of the sender and is intended soley for the recipient named above. If you are not the intended recipients (1) You should hold this message in confidence and be aware that any disclosure, copying, distribution or use of this information is prohibited. (2) Please notify the sender by telephone (collect). (3) Please return this message to sender at the address given above via the U.S. Postal Service. We appreciate your cooperation and will reimburse you for your cost of postage.

Carrier

Index Rating 1314

Bold Face ratings are based on 852 Kilowatt Input.
Light Face ratings require less than 852 Kilowatt Input.
Italicised figures are for interpolation only.

MACHINE SIZE 19C7U-21-21 KILOWATT INPUT 852*		LEAVING CHILLED WATER TEMP. (°F)	LEAVING CONDENSER WATER TEMPERATURE											
			85			90			95			100		
			IMPELLER COMBINATION											
PASS	WATER FLOW		7	6	5	7	6	5	7	6	5	7	6	5
			REFRIGERATION CAPACITY, TONS											
3	Cooler 1074-2685 GPM	40			1143			1120			1084			1039
		42			1174			1140			1108			1062
		44		1218			1188			1150			1106	
		45		1233			1198			1162			1116	
2	Condenser 1830-4570 GPM	46		1251			1208			1174			1128	
		48	1276			1238			1201			1154		
		50	1314			1272			1233			1190		
2	Cooler 1611-4030 GPM	40			1130			1104			1068			1016
		42			1154			1128			1096			1048
		44		1190			1160			1124	*1107*			1074
		45		1214			1186			1148			1105	
2	Condenser 1830-4570 GPM	46		1230			1196			1160			1118	
		48	1284			1226			1188			1138		
		50	1292			1248			1210			1164		

*Based on compressor requirement of 1070 bhp and .0005 scale factor in cooler and condenser.

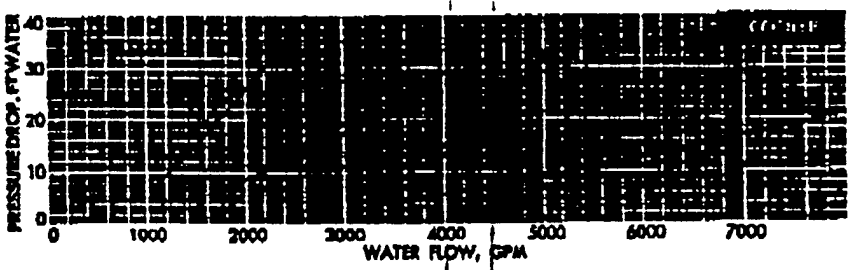

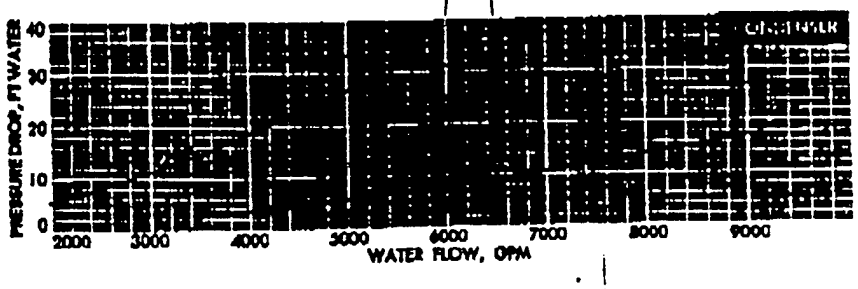

WEIGHTS:

Cooler	33,810 lbs.
Condenser	37,300 lbs.
Compressor	12,090 lbs.
Miscellaneous	1,870 lbs.
(Includes skids) Shipping	73,120 lbs.
(Includes water, oil, refrigerant, insulation) Operating	88,230 lbs.

TUBE DATA:	Cooler	Condenser
Number of Tubes	1130	1272
Outside Surface, sq. ft.	8160	7900

REFRIGERANT:
Carrene-11
Operating Charge 6650 lbs.

AREA TO BE INSULATED: 592 sq. ft.

ATTACHMENT F

CHVAC/EZDOE Cooling Load Calculations

********** AIR SYSTEM # 1 (AHU_1) ZONE SUMMARY **********

NO.	ZONE - DESCRIPTION PEAK TIME & MONTH	FLOOR AREA	HTG.LOSS O.A. CFM	SEN.GAIN O.A. CFM	LAT.GAIN EXH. CFM	HTG.CFM CFM/SF.	CLG.CFM CFM/SF.
1	Building No. 07	48180	0	1,162,502	70,400	0	52,468
	4 PM AUGUST		0	14,835	0	0.00	1.09
ZONE PEAK TOTALS		48,180	0	1,162,502	70,400	0	52,468
TOTAL ZONES: 1			0	14,835	0	0.00	1.09

********** AIR SYSTEM # 1 (AHU_1) TOTAL LOAD SUMMARY **********

AIR HANDLER DESC: AHU_1 WITH CV (PROPORTION) TERMINALS
SENSIBLE HEAT RATIO: 0.95 ----- THIS SYSTEM OCCURS 1 TIME(S) IN THE BUILDING

AIR SYSTEM PEAK TIME: 4 PM IN AUGUST
OUTDOOR CONDITIONS: 92 DB, 75 WB, 103.47 GRAINS INSIDE: 75 DB, 50% RH

SUMMER: VENT CONTROLS OUTSIDE AIR ----- WINTER: NONE CONTROLS OUTSIDE AIR

ZONE SPACE	SEN.LOSS:	0 BTUH		
INFILTRATION	SEN.LOSS:	0 BTUH	(0 CFM)	
OUTSIDE AIR	SEN.LOSS:	0 BTUH	(0 CFM)	
SUPPLY DUCT	SEN.LOSS:	0 BTUH		
RETURN DUCT	SEN.LOSS:	0 BTUH		
TOTAL SYSTEM	SEN.LOSS:			0 BTUH

SUPPLY AIR: 0 / (0.999 X 1.08 X 0) = (0 CFM)
WINTER VENT OUTSIDE AIR (0.00% OF SUPPLY): (0 CFM)

ZONE SPACE	SEN.GAIN:	1,153,702 BTUH		
INFILTRATION	SEN.GAIN:	0 BTUH	(0 CFM)	
DRAW-THRU FAN	SEN.GAIN:	0 BTUH		
SUPPLY DUCT	SEN.GAIN:	0 BTUH		
TOTAL SEN.GAIN ON SUPPLY SIDE OF COIL:				1,153,702 BTUH

SUPPLY: 1,153,702 / (0.999 X 1.10 X 20) = (52,468 CFM)
SUMMER VENT OUTSIDE AIR (28.3% OF SUPPLY): (14,835 CFM)

RETURN DUCT	SEN.GAIN:	0 BTUH		
RETURN PLENUM	SEN.GAIN:	0 BTUH		
OUTSIDE AIR	SEN.GAIN:	277,274 BTUH	(14,835 CFM)	
BLOW-THRU FAN	SEN.GAIN:	0 BTUH		
TOTAL SEN.GAIN ON RETURN SIDE OF COIL:				277,274 BTUH

TOTAL SEN.GAIN ON AIR HANDLING SYSTEM: 1,430,976 BTUH

ZONE SPACE	LAT.GAIN:	63,360 BTUH		
INFILTRATION	LAT.GAIN:	0 BTUH	(0 CFM)	
OUTSIDE AIR	LAT.GAIN:	391,148 BTUH	(14,835 CFM)	
TOTAL LAT.GAIN ON AIR HANDLING SYSTEM:				454,508 BTUH

TOTAL SYSTEM SENSIBLE AND LATENT GAIN: 1,885,484 BTUH

TOTAL TONNAGE REQUIRED WITH OUTSIDE AIR: 157.12 TONS

********** AIR SYSTEM # 2 (AHU_2) ZONE SUMMARY **********

NO.	ZONE - DESCRIPTION PEAK TIME & MONTH	FLOOR AREA	HTG.LOSS O.A. CFM	SEN.GAIN O.A. CFM	LAT.GAIN EXH. CFM	HTG.CFM CFM/SF.	CLG.CFM CFM/SF.
2	General Hospital	227529	0	7,026,192	165,000	0	318,596
	4 PM AUGUST		0	245,731	0	0.00	1.40
ZONE PEAK TOTALS		227,529	0	7,026,192	165,000	0	318,596
TOTAL ZONES: 1			0	245,731	0	0.00	1.40

********** AIR SYSTEM # 2 (AHU_2) TOTAL LOAD SUMMARY **********

R HANDLER DESC: AHU_2 WITH CV (PROPORTION) TERMINALS
SENSIBLE HEAT RATIO: 0.98 ----- THIS SYSTEM OCCURS 1 TIME(S) IN THE BUILDING

AIR SYSTEM PEAK TIME: 4 PM IN AUGUST
OUTDOOR CONDITIONS: 92 DB, 75 WB, 103.47 GRAINS INSIDE: 75 DB, 50% RH

SUMMER: VENT CONTROLS OUTSIDE AIR ----- WINTER: NONE CONTROLS OUTSIDE AIR

ZONE SPACE	SEN.LOSS:	0 BTUH		
INFILTRATION	SEN.LOSS:	0 BTUH	(0 CFM)	
OUTSIDE AIR	SEN.LOSS:	0 BTUH	(0 CFM)	
SUPPLY DUCT	SEN.LOSS:	0 BTUH		
RETURN DUCT	SEN.LOSS:	0 BTUH		
TOTAL SYSTEM	SEN.LOSS:			0 BTUH

SUPPLY AIR: 0 / (0.999 X 1.08 X 0) = (0 CFM)
WINTER VENT OUTSIDE AIR (0.00% OF SUPPLY): (0 CFM)

ZONE SPACE	SEN.GAIN:	7,005,567 BTUH		
INFILTRATION	SEN.GAIN:	0 BTUH	(0 CFM)	
DRAW-THRU FAN	SEN.GAIN:	0 BTUH		
SUPPLY DUCT	SEN.GAIN:	0 BTUH		
TOTAL SEN.GAIN ON SUPPLY SIDE OF COIL:				7,005,567 BTUH

SUPPLY: 7,005,567 / (0.999 X 1.10 X 20) = (318,596 CFM)
MMER VENT OUTSIDE AIR (77.1% OF SUPPLY): (245,731 CFM)

RETURN DUCT	SEN.GAIN:	0 BTUH		
RETURN PLENUM	SEN.GAIN:	0 BTUH		
OUTSIDE AIR	SEN.GAIN:	4,592,846 BTUH	(245,731 CFM)	
BLOW-THRU FAN	SEN.GAIN:	0 BTUH		
TOTAL SEN.GAIN ON RETURN SIDE OF COIL:				4,592,846 BTUH

TOTAL SEN.GAIN ON AIR HANDLING SYSTEM: 11,598,413 BTUH

ZONE SPACE	LAT.GAIN:	148,500 BTUH		
INFILTRATION	LAT.GAIN:	0 BTUH	(0 CFM)	
OUTSIDE AIR	LAT.GAIN:	6,479,086 BTUH	(245,731 CFM)	
TOTAL LAT.GAIN ON AIR HANDLING SYSTEM:				6,627,586 BTUH

TOTAL SYSTEM SENSIBLE AND LATENT GAIN: 18,225,999 BTUH

TOTAL TONNAGE REQUIRED WITH OUTSIDE AIR: 1,518.83 TONS

********** AIR SYSTEM # 3 (AHU_3) ZONE SUMMARY **********

NO.	ZONE - DESCRIPTION PEAK TIME & MONTH	FLOOR AREA	HTG.LOSS O.A. CFM	SEN.GAIN O.A. CFM	LAT.GAIN EXH. CFM	HTG.CFM CFM/SF.	CLG.CFM CFM/SF.
3	Heaton Pavilion	2572816	0	33746176	440000	0	1532192
	4 PM AUGUST		0	1,157,767	0	0.00	0.60
ZONE PEAK TOTALS		2572816	0	33746176	440000	0	1532192
TOTAL ZONES: 1			0	1,157,767	0	0.00	0.60

********** AIR SYSTEM # 3 (AHU_3) TOTAL LOAD SUMMARY **********

R HANDLER DESC: AHU_3 WITH CV (PROPORTION) TERMINALS
SENSIBLE HEAT RATIO: 0.99 ----- THIS SYSTEM OCCURS 1 TIME(S) IN THE BUILDING

AIR SYSTEM PEAK TIME: 4 PM IN AUGUST
OUTDOOR CONDITIONS: 92 DB, 75 WB, 103.47 GRAINS INSIDE: 75 DB, 50% RH

SUMMER: VENT CONTROLS OUTSIDE AIR ----- WINTER: NONE CONTROLS OUTSIDE AIR

ZONE SPACE	SEN.LOSS:	0 BTUH		
INFILTRATION	SEN.LOSS:	0 BTUH	(0 CFM)	
OUTSIDE AIR	SEN.LOSS:	0 BTUH	(0 CFM)	
SUPPLY DUCT	SEN.LOSS:	0 BTUH		
RETURN DUCT	SEN.LOSS:	0 BTUH		
TOTAL SYSTEM	SEN.LOSS:			0 BTUH

SUPPLY AIR:	0 / (0.999 X 1.08 X 0) =	(0 CFM)
WINTER VENT OUTSIDE AIR (0.00% OF SUPPLY):		(0 CFM)

ZONE SPACE	SEN.GAIN:	33,691,176 BTUH		
INFILTRATION	SEN.GAIN:	0 BTUH	(0 CFM)	
DRAW-THRU FAN	SEN.GAIN:	0 BTUH		
SUPPLY DUCT	SEN.GAIN:	0 BTUH		
TOTAL SEN.GAIN ON SUPPLY SIDE OF COIL:				33,691,176 BTUH

SUPPLY: 33,691,176 / (0.999 X 1.10 X 20) =		(1,532,192 CFM)
MMER VENT OUTSIDE AIR (75.6% OF SUPPLY):		(1,157,767 CFM)

RETURN DUCT	SEN.GAIN:	0 BTUH		
RETURN PLENUM	SEN.GAIN:	0 BTUH		
OUTSIDE AIR	SEN.GAIN:	21,639,294 BTUH	(1,157,767 CFM)	
BLOW-THRU FAN	SEN.GAIN:	0 BTUH		
TOTAL SEN.GAIN ON RETURN SIDE OF COIL:				21,639,294 BTUH

TOTAL SEN.GAIN ON AIR HANDLING SYSTEM:	55,330,470 BTUH

ZONE SPACE	LAT.GAIN:	396,000 BTUH		
INFILTRATION	LAT.GAIN:	0 BTUH	(0 CFM)	
OUTSIDE AIR	LAT.GAIN:	30,526,356 BTUH	(1,157,767 CFM)	
TOTAL LAT.GAIN ON AIR HANDLING SYSTEM:				30,922,356 BTUH

TOTAL SYSTEM SENSIBLE AND LATENT GAIN:	86,252,826 BTUH
TOTAL TONNAGE REQUIRED WITH OUTSIDE AIR:	7,187.74 TONS

********** AIR SYSTEM # 4 (AHU_4) ZONE SUMMARY **********

NO.	ZONE - DESCRIPTION PEAK TIME & MONTH	FLOOR AREA	HTG.LOSS O.A. CFM	SEN.GAIN O.A. CFM	LAT.GAIN EXH. CFM	HTG.CFM CFM/SF.	CLG.CFM CFM/SF.
4	Delano Hall	81225	0	2,416,064	118,800	0	109,201
	4 PM AUGUST		0	24,672	0	0.00	1.34
ZONE PEAK TOTALS		81,225	0	2,416,064	118,800	0	109,201
TOTAL ZONES: 1			0	24,672	0	0.00	1.34

********** AIR SYSTEM # 4 (AHU_4) TOTAL LOAD SUMMARY **********

R HANDLER DESC: AHU_4 WITH CV (PROPORTION) TERMINALS
SENSIBLE HEAT RATIO: 0.96 ----- THIS SYSTEM OCCURS 1 TIME(S) IN THE BUILDING

AIR SYSTEM PEAK TIME: 4 PM IN AUGUST
OUTDOOR CONDITIONS: 92 DB, 75 WB, 103.47 GRAINS INSIDE: 75 DB, 50% RH

SUMMER: VENT CONTROLS OUTSIDE AIR ----- WINTER: NONE CONTROLS OUTSIDE AIR

ZONE SPACE	SEN.LOSS:	0 BTUH			
INFILTRATION	SEN.LOSS:	0 BTUH	(	0 CFM)	
OUTSIDE AIR	SEN.LOSS:	0 BTUH	(	0 CFM)	
SUPPLY DUCT	SEN.LOSS:	0 BTUH			
RETURN DUCT	SEN.LOSS:	0 BTUH			
TOTAL SYSTEM	SEN.LOSS:				0 BTUH

SUPPLY AIR: 0 / (0.999 X 1.08 X 0) = (0 CFM)
WINTER VENT OUTSIDE AIR (0.00% OF SUPPLY): (0 CFM)

ZONE SPACE	SEN.GAIN:	2,401,214 BTUH			
INFILTRATION	SEN.GAIN:	0 BTUH	(	0 CFM)	
DRAW-THRU FAN	SEN.GAIN:	0 BTUH			
SUPPLY DUCT	SEN.GAIN:	0 BTUH			
TOTAL SEN.GAIN ON SUPPLY SIDE OF COIL:					2,401,214 BTUH

SUPPLY: 2,401,214 / (0.999 X 1.10 X 20) = (109,201 CFM)
MMER VENT OUTSIDE AIR (22.6% OF SUPPLY): (24,672 CFM)

RETURN DUCT	SEN.GAIN:	0 BTUH			
RETURN PLENUM	SEN.GAIN:	0 BTUH			
OUTSIDE AIR	SEN.GAIN:	461,133 BTUH	(	24,672 CFM)	
BLOW-THRU FAN	SEN.GAIN:	0 BTUH			
TOTAL SEN.GAIN ON RETURN SIDE OF COIL:					461,133 BTUH

TOTAL SEN.GAIN ON AIR HANDLING SYSTEM: 2,862,347 BTUH

ZONE SPACE	LAT.GAIN:	106,920 BTUH			
INFILTRATION	LAT.GAIN:	0 BTUH	(	0 CFM)	
OUTSIDE AIR	LAT.GAIN:	650,516 BTUH	(	24,672 CFM)	
TOTAL LAT.GAIN ON AIR HANDLING SYSTEM:					757,436 BTUH

TOTAL SYSTEM SENSIBLE AND LATENT GAIN: 3,619,783 BTUH

TOTAL TONNAGE REQUIRED WITH OUTSIDE AIR: 301.65 TONS

********** AIR SYSTEM # 5 (AHU_5) ZONE SUMMARY **********

SYS NO.	ZONE - DESCRIPTION PEAK TIME & MONTH	FLOOR AREA	HTG.LOSS O.A. CFM	SEN.GAIN O.A. CFM	LAT.GAIN EXH. CFM	HTG.CFM CFM/SF.	CLG.CFM CFM/SF.
5	Admin/Computer T-2	55225	0	1,507,399	22,000	0	68,428
	3 PM AUGUST		0	9,528	0	0.00	1.24
ZONE PEAK TOTALS		55,225	0	1,507,399	22,000	0	68,428
TOTAL ZONES: 1			0	9,528	0	0.00	1.24

********** AIR SYSTEM # 5 (AHU_5) TOTAL LOAD SUMMARY **********

AIR HANDLER DESC: AHU_5 WITH CV (PROPORTION) TERMINALS
SENSIBLE HEAT RATIO: 0.99 ----- THIS SYSTEM OCCURS 1 TIME(S) IN THE BUILDING

AIR SYSTEM PEAK TIME: 3 PM IN AUGUST
OUTDOOR CONDITIONS: 93 DB, 75 WB, 101.84 GRAINS INSIDE: 75 DB, 50% RH

SUMMER: VENT CONTROLS OUTSIDE AIR ----- WINTER: NONE CONTROLS OUTSIDE AIR

ZONE SPACE SEN.LOSS:	0 BTUH			
INFILTRATION SEN.LOSS:	0 BTUH	(	0 CFM)	
OUTSIDE AIR SEN.LOSS:	0 BTUH	(	0 CFM)	
SUPPLY DUCT SEN.LOSS:	0 BTUH			
RETURN DUCT SEN.LOSS:	0 BTUH			
TOTAL SYSTEM SEN.LOSS:				0 BTUH

SUPPLY AIR: 0 / (0.999 X 1.08 X 0) =	(	0 CFM)	
WINTER VENT OUTSIDE AIR (0.00% OF SUPPLY):	(	0 CFM)	

ZONE SPACE SEN.GAIN:	1,504,649 BTUH			
INFILTRATION SEN.GAIN:	0 BTUH	(	0 CFM)	
DRAW-THRU FAN SEN.GAIN:	0 BTUH			
SUPPLY DUCT SEN.GAIN:	0 BTUH			
TOTAL SEN.GAIN ON SUPPLY SIDE OF COIL:				1,504,649 BTUH

SUPPLY: 1,504,649 / (0.999 X 1.10 X 20) =	(	68,428 CFM)	
SUMMER VENT OUTSIDE AIR (13.9% OF SUPPLY):	(	9,528 CFM)	

RETURN DUCT SEN.GAIN:	0 BTUH			
RETURN PLENUM SEN.GAIN:	0 BTUH			
OUTSIDE AIR SEN.GAIN:	188,559 BTUH	(	9,528 CFM)	
BLOW-THRU FAN SEN.GAIN:	0 BTUH			
TOTAL SEN.GAIN ON RETURN SIDE OF COIL:				188,559 BTUH

TOTAL SEN.GAIN ON AIR HANDLING SYSTEM:	1,693,208 BTUH

ZONE SPACE LAT.GAIN:	19,800 BTUH			
INFILTRATION LAT.GAIN:	0 BTUH	(	0 CFM)	
OUTSIDE AIR LAT.GAIN:	240,685 BTUH	(	9,528 CFM)	
TOTAL LAT.GAIN ON AIR HANDLING SYSTEM:				260,485 BTUH

TOTAL SYSTEM SENSIBLE AND LATENT GAIN:	1,953,693 BTUH
TOTAL TONNAGE REQUIRED WITH OUTSIDE AIR:	162.81 TONS

********** AIR SYSTEM # 6 (AHU_6) ZONE SUMMARY **********

NO.	ZONE - DESCRIPTION PEAK TIME & MONTH	FLOOR AREA	HTG.LOSS O.A. CFM	SEN.GAIN O.A. CFM	LAT.GAIN EXH. CFM	HTG.CFM CFM/SF.	CLG.CFM CFM/SF.
6	Abrams Hall Bldg.	176400	0	3,667,935	110,000	0	166,183
	5 PM AUGUST		0	20,530	0	0.00	0.94
ZONE PEAK TOTALS		176,400	0	3,667,935	110,000	0	166,183
TOTAL ZONES: 1			0	20,530	0	0.00	0.94

********** AIR SYSTEM # 6 (AHU_6) TOTAL LOAD SUMMARY **********

AIR HANDLER DESC: AHU_6 WITH CV (PROPORTION) TERMINALS
SENSIBLE HEAT RATIO: 0.97 ----- THIS SYSTEM OCCURS 1 TIME(S) IN THE BUILDING

AIR SYSTEM PEAK TIME: 5 PM IN AUGUST
OUTDOOR CONDITIONS: 91 DB, 75 WB, 105.09 GRAINS INSIDE: 75 DB, 50% RH

SUMMER: VENT CONTROLS OUTSIDE AIR ----- WINTER: NONE CONTROLS OUTSIDE AIR

ZONE SPACE	SEN.LOSS:	0 BTUH		
INFILTRATION	SEN.LOSS:	0 BTUH	(0 CFM)	
OUTSIDE AIR	SEN.LOSS:	0 BTUH	(0 CFM)	
SUPPLY DUCT	SEN.LOSS:	0 BTUH		
RETURN DUCT	SEN.LOSS:	0 BTUH		
TOTAL SYSTEM	SEN.LOSS:			0 BTUH

SUPPLY AIR: 0 / (0.999 X 1.08 X 0) = (0 CFM)
WINTER VENT OUTSIDE AIR (0.00% OF SUPPLY): (0 CFM)

ZONE SPACE	SEN.GAIN:	3,654,185 BTUH		
INFILTRATION	SEN.GAIN:	0 BTUH	(0 CFM)	
DRAW-THRU FAN	SEN.GAIN:	0 BTUH		
SUPPLY DUCT	SEN.GAIN:	0 BTUH		
TOTAL SEN.GAIN ON SUPPLY SIDE OF COIL:				3,654,185 BTUH

SUPPLY: 3,654,185 / (0.999 X 1.10 X 20) = (166,183 CFM)
SUMMER VENT OUTSIDE AIR (12.3% OF SUPPLY): (20,530 CFM)

RETURN DUCT	SEN.GAIN:	0 BTUH		
RETURN PLENUM	SEN.GAIN:	0 BTUH		
OUTSIDE AIR	SEN.GAIN:	361,145 BTUH	(20,530 CFM)	
BLOW-THRU FAN	SEN.GAIN:	0 BTUH		
TOTAL SEN.GAIN ON RETURN SIDE OF COIL:				361,145 BTUH

TOTAL SEN.GAIN ON AIR HANDLING SYSTEM: 4,015,330 BTUH

ZONE SPACE	LAT.GAIN:	99,000 BTUH		
INFILTRATION	LAT.GAIN:	0 BTUH	(0 CFM)	
OUTSIDE AIR	LAT.GAIN:	564,022 BTUH	(20,530 CFM)	
TOTAL LAT.GAIN ON AIR HANDLING SYSTEM:				663,022 BTUH

TOTAL SYSTEM SENSIBLE AND LATENT GAIN: 4,678,352 BTUH

TOTAL TONNAGE REQUIRED WITH OUTSIDE AIR: 389.86 TONS

********** AIR SYSTEM # 7 (AHU_7) ZONE SUMMARY **********

NO.	ZONE - DESCRIPTION PEAK TIME & MONTH	FLOOR AREA	HTG.LOSS O.A. CFM	SEN.GAIN O.A. CFM	LAT.GAIN EXH. CFM	HTG.CFM CFM/SF.	CLG.CFM CFM/SF.
7	Guest House Bldg #	17424	0	598,827	26,400	0	27,083
	5 PM AUGUST		0	2,400	0	0.00	1.55
ZONE PEAK TOTALS		17,424	0	598,827	26,400	0	27,083
TOTAL ZONES: 1			0	2,400	0	0.00	1.55

********** AIR SYSTEM # 7 (AHU_7) TOTAL LOAD SUMMARY **********

R HANDLER DESC: AHU_7 WITH CV (PROPORTION) TERMINALS
SENSIBLE HEAT RATIO: 0.96 ----- THIS SYSTEM OCCURS 1 TIME(S) IN THE BUILDING

AIR SYSTEM PEAK TIME: 5 PM IN AUGUST
OUTDOOR CONDITIONS: 91 DB, 75 WB, 105.09 GRAINS INSIDE: 75 DB, 50% RH

SUMMER: VENT CONTROLS OUTSIDE AIR ----- WINTER: NONE CONTROLS OUTSIDE AIR

ZONE SPACE	SEN.LOSS:	0 BTUH		
INFILTRATION	SEN.LOSS:	0 BTUH	(0 CFM)	
OUTSIDE AIR	SEN.LOSS:	0 BTUH	(0 CFM)	
SUPPLY DUCT	SEN.LOSS:	0 BTUH		
RETURN DUCT	SEN.LOSS:	0 BTUH		
TOTAL SYSTEM	SEN.LOSS:			0 BTUH

SUPPLY AIR: 0 / (0.999 X 1.08 X 0) = (0 CFM)
WINTER VENT OUTSIDE AIR (0.00% OF SUPPLY): (0 CFM)

ZONE SPACE	SEN.GAIN:	595,527 BTUH		
INFILTRATION	SEN.GAIN:	0 BTUH	(0 CFM)	
DRAW-THRU FAN	SEN.GAIN:	0 BTUH		
SUPPLY DUCT	SEN.GAIN:	0 BTUH		
TOTAL SEN.GAIN ON SUPPLY SIDE OF COIL:				595,527 BTUH

SUPPLY AIR:595,527 / (0.999 X 1.10 X 20) = (27,083 CFM)
MMER VENT OUTSIDE AIR (8.86% OF SUPPLY): (2,400 CFM)

RETURN DUCT	SEN.GAIN:	0 BTUH		
RETURN PLENUM	SEN.GAIN:	0 BTUH		
OUTSIDE AIR	SEN.GAIN:	42,219 BTUH	(2,400 CFM)	
BLOW-THRU FAN	SEN.GAIN:	0 BTUH		
TOTAL SEN.GAIN ON RETURN SIDE OF COIL:				42,219 BTUH

TOTAL SEN.GAIN ON AIR HANDLING SYSTEM: 637,746 BTUH

ZONE SPACE	LAT.GAIN:	23,760 BTUH		
INFILTRATION	LAT.GAIN:	0 BTUH	(0 CFM)	
OUTSIDE AIR	LAT.GAIN:	65,935 BTUH	(2,400 CFM)	
TOTAL LAT.GAIN ON AIR HANDLING SYSTEM:				89,695 BTUH

TOTAL SYSTEM SENSIBLE AND LATENT GAIN: 727,441 BTUH

TOTAL TONNAGE REQUIRED WITH OUTSIDE AIR: 60.62 TONS

********** AIR SYSTEM # 8 (AHU_8) ZONE SUMMARY **********

NO.	ZONE - DESCRIPTION PEAK TIME & MONTH	FLOOR AREA	HTG.LOSS O.A. CFM	SEN.GAIN O.A. CFM	LAT.GAIN EXH. CFM	HTG.CFM CFM/SF.	CLG.CFM CFM/SF.
8	WRAIR Bldg #40	218089	0	5,547,441	110,000	0	251,659
	4 PM AUGUST		0	193,881	0	0.00	1.15
ZONE PEAK TOTALS		218,089	0	5,547,441	110,000	0	251,659
TOTAL ZONES: 1			0	193,881	0	0.00	1.15

********** AIR SYSTEM # 8 (AHU_8) TOTAL LOAD SUMMARY **********

AIR HANDLER DESC: AHU_8 WITH CV (PROPORTION) TERMINALS
SENSIBLE HEAT RATIO: 0.98 ----- THIS SYSTEM OCCURS 1 TIME(S) IN THE BUILDING

AIR SYSTEM PEAK TIME: 4 PM IN AUGUST
OUTDOOR CONDITIONS: 92 DB, 75 WB, 103.47 GRAINS INSIDE: 75 DB, 50% RH

SUMMER: VENT CONTROLS OUTSIDE AIR ----- WINTER: NONE CONTROLS OUTSIDE AIR

ZONE SPACE	SEN.LOSS:	0 BTUH			
INFILTRATION	SEN.LOSS:	0 BTUH	(	0 CFM)	
OUTSIDE AIR	SEN.LOSS:	0 BTUH	(	0 CFM)	
SUPPLY DUCT	SEN.LOSS:	0 BTUH			
RETURN DUCT	SEN.LOSS:	0 BTUH			
TOTAL SYSTEM	SEN.LOSS:				0 BTUH

SUPPLY AIR:	0 / (0.999 X 1.08 X 0) =	(	0 CFM)
WINTER VENT OUTSIDE AIR (0.00% OF SUPPLY):		(	0 CFM)

ZONE SPACE	SEN.GAIN:	5,533,691 BTUH			
INFILTRATION	SEN.GAIN:	0 BTUH	(	0 CFM)	
DRAW-THRU FAN	SEN.GAIN:	0 BTUH			
SUPPLY DUCT	SEN.GAIN:	0 BTUH			
TOTAL SEN.GAIN ON SUPPLY SIDE OF COIL:					5,533,691 BTUH

SUPPLY:	5,533,691 / (0.999 X 1.10 X 20) =	(	251,659 CFM)
SUMMER VENT OUTSIDE AIR (77.0% OF SUPPLY):		(	193,881 CFM)

RETURN DUCT	SEN.GAIN:	0 BTUH			
RETURN PLENUM	SEN.GAIN:	0 BTUH			
OUTSIDE AIR	SEN.GAIN:	3,623,741 BTUH	(	193,881 CFM)	
BLOW-THRU FAN	SEN.GAIN:	0 BTUH			
TOTAL SEN.GAIN ON RETURN SIDE OF COIL:					3,623,741 BTUH

TOTAL SEN.GAIN ON AIR HANDLING SYSTEM:	9,157,432 BTUH

ZONE SPACE	LAT.GAIN:	99,000 BTUH			
INFILTRATION	LAT.GAIN:	0 BTUH	(	0 CFM)	
OUTSIDE AIR	LAT.GAIN:	5,111,979 BTUH	(	193,881 CFM)	
TOTAL LAT.GAIN ON AIR HANDLING SYSTEM:					5,210,979 BTUH

TOTAL SYSTEM SENSIBLE AND LATENT GAIN:	14,368,411 BTUH
TOTAL TONNAGE REQUIRED WITH OUTSIDE AIR:	1,197.37 TONS

********** AIR SYSTEM # 9 (AHU_9) ZONE SUMMARY **********

NO.	ZONE - DESCRIPTION PEAK TIME & MONTH	FLOOR AREA	HTG.LOSS O.A. CFM	SEN.GAIN O.A. CFM	LAT.GAIN EXH. CFM	HTG.CFM CFM/SF.	CLG.CFM CFM/SF.
9	Fitness Ctr. Bldg.	34596	0	1,757,187	22,000	0	79,787
	5 PM AUGUST		0	7,516	0	0.00	2.31
ZONE PEAK TOTALS		34,596	0	1,757,187	22,000	0	79,787
TOTAL ZONES: 1			0	7,516	0	0.00	2.31

********** AIR SYSTEM # 9 (AHU_9) TOTAL LOAD SUMMARY **********

AIR HANDLER DESC: AHU_9 WITH CV (PROPORTION) TERMINALS
SENSIBLE HEAT RATIO: 0.99 ----- THIS SYSTEM OCCURS 1 TIME(S) IN THE BUILDING

AIR SYSTEM PEAK TIME: 5 PM IN AUGUST
OUTDOOR CONDITIONS: 91 DB, 75 WB, 105.09 GRAINS INSIDE: 75 DB, 50% RH

SUMMER: VENT CONTROLS OUTSIDE AIR ----- WINTER: NONE CONTROLS OUTSIDE AIR

ZONE SPACE SEN.LOSS:	0 BTUH			
INFILTRATION SEN.LOSS:	0 BTUH	(	0 CFM)	
OUTSIDE AIR SEN.LOSS:	0 BTUH	(	0 CFM)	
SUPPLY DUCT SEN.LOSS:	0 BTUH			
RETURN DUCT SEN.LOSS:	0 BTUH			
TOTAL SYSTEM SEN.LOSS:				0 BTUH

SUPPLY AIR: 0 / (0.999 X 1.08 X 0) =	(	0 CFM)	
WINTER VENT OUTSIDE AIR (0.00% OF SUPPLY):	(	0 CFM)	

ZONE SPACE SEN.GAIN:	1,754,437 BTUH			
INFILTRATION SEN.GAIN:	0 BTUH	(	0 CFM)	
DRAW-THRU FAN SEN.GAIN:	0 BTUH			
SUPPLY DUCT SEN.GAIN:	0 BTUH			
TOTAL SEN.GAIN ON SUPPLY SIDE OF COIL:				1,754,437 BTUH

SUPPLY: 1,754,437 / (0.999 X 1.10 X 20) =	(	79,787 CFM)	
SUMMER VENT OUTSIDE AIR (9.42% OF SUPPLY):	(	7,516 CFM)	

RETURN DUCT SEN.GAIN:	0 BTUH			
RETURN PLENUM SEN.GAIN:	0 BTUH			
OUTSIDE AIR SEN.GAIN:	132,215 BTUH	(	7,516 CFM)	
BLOW-THRU FAN SEN.GAIN:	0 BTUH			
TOTAL SEN.GAIN ON RETURN SIDE OF COIL:				132,215 BTUH

TOTAL SEN.GAIN ON AIR HANDLING SYSTEM:	1,886,652 BTUH

ZONE SPACE LAT.GAIN:	19,800 BTUH			
INFILTRATION LAT.GAIN:	0 BTUH	(	0 CFM)	
OUTSIDE AIR LAT.GAIN:	206,488 BTUH	(	7,516 CFM)	
TOTAL LAT.GAIN ON AIR HANDLING SYSTEM:				226,288 BTUH

TOTAL SYSTEM SENSIBLE AND LATENT GAIN:	2,112,940 BTUH
TOTAL TONNAGE REQUIRED WITH OUTSIDE AIR:	176.08 TONS

********** AIR SYSTEM # 10 (AHU_10) ZONE SUMMARY **********

NO.	ZONE - DESCRIPTION PEAK TIME & MONTH	FLOOR AREA	HTG.LOSS O.A. CFM	SEN.GAIN O.A. CFM	LAT.GAIN EXH. CFM	HTG.CFM CFM/SF.	CLG.CFM CFM/SF.
10	AFIP Storage Bldg.	14641	0	310,328	16,500	0	14,019
	6 PM AUGUST		0	1,500	0	0.00	0.96
ZONE PEAK TOTALS		14,641	0	310,328	16,500	0	14,019
TOTAL ZONES: 1			0	1,500	0	0.00	0.96

********** AIR SYSTEM # 10 (AHU_10) TOTAL LOAD SUMMARY **********

AIR HANDLER DESC: AHU_10 WITH CV (PROPORTION) TERMINALS
SENSIBLE HEAT RATIO: 0.95 ----- THIS SYSTEM OCCURS 1 TIME(S) IN THE BUILDING

AIR SYSTEM PEAK TIME: 5 PM IN AUGUST
OUTDOOR CONDITIONS: 91 DB, 75 WB, 105.09 GRAINS INSIDE: 75 DB, 50% RH

BECAUSE OF THE DIVERSITY IN ZONE, PLENUM, AND VENT. LOADS, THE ZONE SENSIBLE
PEAK TIME IN AUGUST AT 6 PM IS DIFFERENT FROM THE TOTAL SYS. PEAK TIME
HENCE, THE AIR SYSTEM CFM WAS COMPUTED USING A ZONE SEN. LOAD OF 308,265

SUMMER: VENT CONTROLS OUTSIDE AIR ----- WINTER: NONE CONTROLS OUTSIDE AIR

ZONE SPACE	SEN.LOSS:	0 BTUH		
INFILTRATION	SEN.LOSS:	0 BTUH	(0 CFM)	
OUTSIDE AIR	SEN.LOSS:	0 BTUH	(0 CFM)	
SUPPLY DUCT	SEN.LOSS:	0 BTUH		
RETURN DUCT	SEN.LOSS:	0 BTUH		
TOTAL SYSTEM	SEN.LOSS:			0 BTUH

SUPPLY AIR:	0 / (0.999 X 1.08 X 0) =	(0 CFM)
WINTER VENT OUTSIDE AIR (0.00% OF SUPPLY):		(0 CFM)

ZONE SPACE	SEN.GAIN:	304,501 BTUH	
INFILTRATION	SEN.GAIN:	0 BTUH	(0 CFM)
DRAW-THRU FAN	SEN.GAIN:	0 BTUH	
SUPPLY DUCT	SEN.GAIN:	0 BTUH	
TOTAL SEN.GAIN ON SUPPLY SIDE OF COIL:			304,501 BTUH

SUPPLY AIR:308,265 / (0.999 X 1.10 X 20) =		(14,019 CFM)
SUMMER VENT OUTSIDE AIR (10.7% OF SUPPLY):		(1,500 CFM)

RETURN DUCT	SEN.GAIN:	0 BTUH		
RETURN PLENUM	SEN.GAIN:	0 BTUH		
OUTSIDE AIR	SEN.GAIN:	26,387 BTUH	(1,500 CFM)	
BLOW-THRU FAN	SEN.GAIN:	0 BTUH		
TOTAL SEN.GAIN ON RETURN SIDE OF COIL:				26,387 BTUH

TOTAL SEN.GAIN ON AIR HANDLING SYSTEM:	330,888 BTUH

ZONE SPACE	LAT.GAIN:	14,850 BTUH		
INFILTRATION	LAT.GAIN:	0 BTUH	(0 CFM)	
OUTSIDE AIR	LAT.GAIN:	41,210 BTUH	(1,500 CFM)	
TOTAL LAT.GAIN ON AIR HANDLING SYSTEM:				56,060 BTUH

TOTAL SYSTEM SENSIBLE AND LATENT GAIN:	386,948 BTUH
TOTAL TONNAGE REQUIRED WITH OUTSIDE AIR:	32.25 TONS

********** AIR SYSTEM # 11 (AHU_11) ZONE SUMMARY **********

NO.	ZONE - DESCRIPTION PEAK TIME & MONTH	FLOOR AREA	HTG.LOSS O.A. CFM	SEN.GAIN O.A. CFM	LAT.GAIN EXH. CFM	HTG.CFM CFM/SF.	CLG.CFM CFM/SF.
11	AFIP Path Lab Bldg	348690	0	5,660,529	110,000	0	256,802
	5 PM AUGUST		0	197,707	0	0.00	0.74
ZONE PEAK TOTALS		348,690	0	5,660,529	110,000	0	256,802
TOTAL ZONES: 1			0	197,707	0	0.00	0.74

********** AIR SYSTEM # 11 (AHU_11) TOTAL LOAD SUMMARY **********

R HANDLER DESC: AHU_11 WITH CV (PROPORTION) TERMINALS
SENSIBLE HEAT RATIO: 0.98 ----- THIS SYSTEM OCCURS 1 TIME(S) IN THE BUILDING

AIR SYSTEM PEAK TIME: 5 PM IN AUGUST
OUTDOOR CONDITIONS: 91 DB, 75 WB, 105.09 GRAINS INSIDE: 75 DB, 50% RH

SUMMER: VENT CONTROLS OUTSIDE AIR ----- WINTER: NONE CONTROLS OUTSIDE AIR

ZONE SPACE	SEN.LOSS:	0 BTUH			
INFILTRATION	SEN.LOSS:	0 BTUH	(	0 CFM)	
OUTSIDE AIR	SEN.LOSS:	0 BTUH	(	0 CFM)	
SUPPLY DUCT	SEN.LOSS:	0 BTUH			
RETURN DUCT	SEN.LOSS:	0 BTUH			
TOTAL SYSTEM	SEN.LOSS:				0 BTUH

SUPPLY AIR: 0 / (0.999 X 1.08 X 0) = (0 CFM)
WINTER VENT OUTSIDE AIR (0.00% OF SUPPLY): (0 CFM)

ZONE SPACE	SEN.GAIN:	5,646,779 BTUH			
INFILTRATION	SEN.GAIN:	0 BTUH	(	0 CFM)	
DRAW-THRU FAN	SEN.GAIN:	0 BTUH			
SUPPLY DUCT	SEN.GAIN:	0 BTUH			
TOTAL SEN.GAIN ON SUPPLY SIDE OF COIL:					5,646,779 BTUH

SUPPLY: 5,646,779 / (0.999 X 1.10 X 20) = (256,802 CFM)
MMER VENT OUTSIDE AIR (77.0% OF SUPPLY): (197,707 CFM)

RETURN DUCT	SEN.GAIN:	0 BTUH			
RETURN PLENUM	SEN.GAIN:	0 BTUH			
OUTSIDE AIR	SEN.GAIN:	3,477,883 BTUH	(	197,707 CFM)	
BLOW-THRU FAN	SEN.GAIN:	0 BTUH			
TOTAL SEN.GAIN ON RETURN SIDE OF COIL:					3,477,883 BTUH

TOTAL SEN.GAIN ON AIR HANDLING SYSTEM: 9,124,662 BTUH

ZONE SPACE	LAT.GAIN:	99,000 BTUH			
INFILTRATION	LAT.GAIN:	0 BTUH	(	0 CFM)	
OUTSIDE AIR	LAT.GAIN:	5,431,616 BTUH	(	197,707 CFM)	
TOTAL LAT.GAIN ON AIR HANDLING SYSTEM:					5,530,616 BTUH

TOTAL SYSTEM SENSIBLE AND LATENT GAIN: 14,655,278 BTUH

TOTAL TONNAGE REQUIRED WITH OUTSIDE AIR: 1,221.27 TONS

****************** AIR SYSTEM # 12 (AHU_12) ZONE SUMMARY ******************

NO.	ZONE - DESCRIPTION PEAK TIME & MONTH	FLOOR AREA	HTG.LOSS O.A. CFM	SEN.GAIN O.A. CFM	LAT.GAIN EXH. CFM	HTG.CFM CFM/SF.	CLG.CFM CFM/SF.
12	MRI Building #5	8836	0	242,689	13,200	0	10,962
	4 PM AUGUST		0	10,962	0	0.00	1.24
ZONE PEAK TOTALS		8,836	0	242,689	13,200	0	10,962
TOTAL ZONES: 1			0	10,962	0	0.00	1.24

********** AIR SYSTEM # 12 (AHU_12) TOTAL LOAD SUMMARY **********

AIR HANDLER DESC: AHU_12 WITH CV (PROPORTION) TERMINALS
SENSIBLE HEAT RATIO: 0.95 ----- THIS SYSTEM OCCURS 1 TIME(S) IN THE BUILDING

AIR SYSTEM PEAK TIME: 4 PM IN AUGUST
OUTDOOR CONDITIONS: 92 DB, 75 WB, 103.47 GRAINS INSIDE: 75 DB, 50% RH

SUMMER: VENT CONTROLS OUTSIDE AIR ----- WINTER: NONE CONTROLS OUTSIDE AIR

ZONE SPACE SEN.LOSS:	0 BTUH			
INFILTRATION SEN.LOSS:	0 BTUH	(	0 CFM)	
OUTSIDE AIR SEN.LOSS:	0 BTUH	(	0 CFM)	
SUPPLY DUCT SEN.LOSS:	0 BTUH			
RETURN DUCT SEN.LOSS:	0 BTUH			
TOTAL SYSTEM SEN.LOSS:				0 BTUH

SUPPLY AIR: 0 / (0.999 X 1.08 X 0) = (0 CFM)
WINTER VENT OUTSIDE AIR (0.00% OF SUPPLY): (0 CFM)

ZONE SPACE SEN.GAIN:	241,039 BTUH			
INFILTRATION SEN.GAIN:	0 BTUH	(	0 CFM)	
DRAW-THRU FAN SEN.GAIN:	0 BTUH			
SUPPLY DUCT SEN.GAIN:	0 BTUH			
TOTAL SEN.GAIN ON SUPPLY SIDE OF COIL:				241,039 BTUH

SUPPLY AIR:241,039 / (0.999 X 1.10 X 20) = (10,962 CFM)
SUMMER VENT OUTSIDE AIR (100% OF SUPPLY): (10,962 CFM)

RETURN DUCT SEN.GAIN:	0 BTUH			
RETURN PLENUM SEN.GAIN:	0 BTUH			
OUTSIDE AIR SEN.GAIN:	204,886 BTUH	(	10,962 CFM)	
BLOW-THRU FAN SEN.GAIN:	0 BTUH			
TOTAL SEN.GAIN ON RETURN SIDE OF COIL:				204,886 BTUH

TOTAL SEN.GAIN ON AIR HANDLING SYSTEM:	445,925 BTUH

ZONE SPACE LAT.GAIN:	11,880 BTUH			
INFILTRATION LAT.GAIN:	0 BTUH	(	0 CFM)	
OUTSIDE AIR LAT.GAIN:	289,030 BTUH	(	10,962 CFM)	
TOTAL LAT.GAIN ON AIR HANDLING SYSTEM:				300,910 BTUH

TOTAL SYSTEM SENSIBLE AND LATENT GAIN:	746,835 BTUH
TOTAL TONNAGE REQUIRED WITH OUTSIDE AIR:	62.24 TONS

********** BUILDING ENVELOPE REPORT **********

VELOPE REPORT USING SUMMER U-FACTORS:

MATERIAL TYPES		GROSS AREA	GLASS AREA	NET AREA	-U- FACTOR	AREA x UFACTOR	AVERAGE UFACTOR
ROOF	1	151502.0	0.0	151502.0	0.100	15150.200	0.100
	2	179741.0	0.0	179741.0	0.100	17974.100	0.100
	3	29025.0	0.0	29025.0	0.100	2902.500	0.100
	4	200966.0	0.0	200966.0	0.150	30144.900	0.150
	5	38218.0	0.0	38218.0	0.500	19109.000	0.500
TOT.ROOF		599452.0	0.0	599452.0	N/A	85280.700	0.142
WALL	1	389984.0	64848.0	325136.0	0.250	81284.000	0.250
	2	542868.0	119286.0	423582.0	0.090	38122.380	0.090
	3	14160.0	830.0	13330.0	0.100	1333.000	0.100
	4	295665.0	34683.0	260982.0	0.220	57416.040	0.220
TOT.WALL		1242677.0	219647.0	1023030.0	N/A	178155.420	0.174
GLASS	1	44862.0	N/A	44862.0	1.100	49348.200	1.100
	2	2247.0	N/A	2247.0	0.550	1235.850	0.550
	3	52422.0	N/A	52422.0	1.100	57664.200	1.100
	4	120116.0	N/A	120116.0	0.550	66063.800	0.550
TOT.GLAS		219647.0	N/A	219647.0	N/A	174312.050	0.794
TOTALS				1842129.0	N/A	437748.170	0.238

WALL DIRECTION	WALL AREA	GLASS AREA	WALL NET AREA	W.AVG U-FAC	GLASS AVG U-FACTOR	GLASS AVG SHD.COEFF
N	313866.0	58409.0	255457.0	0.180	0.817	0.640
NE	0.0	0.0	0.0	0.000	0.000	0.000
E	310722.0	52385.0	258337.0	0.169	0.770	0.640
SE	0.0	0.0	0.0	0.000	0.000	0.000
S	306957.0	56534.0	250423.0	0.178	0.813	0.640
SW	0.0	0.0	0.0	0.000	0.000	0.000
W	311132.0	52319.0	258813.0	0.169	0.771	0.640
NW	0.0	0.0	0.0	0.000	0.000	0.000
TOTALS	1242677.0	219647.0	1023030.0	0.174	0.794	0.640

********** TOTAL BUILDING LOAD SUMMARY **********

BUILDING PEAKS IN AUGUST AT 5 PM

BLDG. LOAD DESCRIPTIONS	AREA QUAN	SEN. LOSS	%TOT LOSS	LAT. GAIN	+ SEN. GAIN	= TOTAL GAIN	%TOT GAIN
ROOF	599452	0	0.00	0	5803284	5803284	3.89
WALL	1023030	0	0.00	0	4049538	4049538	2.72
GLASS	219647	0	0.00	0	12945924	12945924	8.68
SKIN LOADS	1842129	0	0.00	0	22798746	22798746	15.29
LIGHTING	6660940	0	0.00	0	24985189	24985189	16.75
EQUIPMENT	3688486	0	0.00	0	13835513	13835513	9.28
PEOPLE	5009	0	0.00	1101870	1377338	2479208	1.66
PARTITION	0	0	0.00	0	0	0	0.00
VENT	0 1887029	0	0.00	51842461	33194914	85037375	57.02
INFL	0 0	0	0.00	0	0	0	0.00
DRAW-THRU FAN		0	0.00	0	0	0	0.00
BLOW-THRU FAN		0	0.00	0	0	0	0.00
SUPPLY DUCT		0	0.00	0	0	0	0.00
RETURN DUCT		0	0.00	0	0	0	0.00
BUILDING TOTALS		0	100.00	52944331	96191700	149136031	100.00

BUILDING SUMMARY LOAD DESCRIPTIONS	SEN. LOSS	%TOT LOSS	LAT. GAIN	+ SEN. GAIN	= TOTAL GAIN	%TOT GAIN
VENTILATION	0	0.00	51842461	33194914	85037375	57.02
INFILTRATION	0	0.00	0	0	0	0.00
ZONE LOADS	0	0.00	1101870	62996786	64098656	42.98
PLENUM LOADS	0	0.00	0	0	0	0.00
FAN & DUCT LOADS	0	0.00	0	0	0	0.00
BUILDING TOTALS	0	100.00	52944331	96191700	149136031	100.00

TOTAL BUILDING SUPPLY AIR (BASED ON A 19.9 TD): 2,887,380 CFM
TOTAL BUILDING VENT AIR (65.34% OF SUPPLY): 1,887,029 CFM

TOTAL CONDITIONED AIR SPACE: 3,803,651 SQ.FT
SUPPLY AIR CFM/SQ.FT. OF CONDITIONED SPACE: 0.7591 CFM/SQ.FT
SQ.FT OF CONDITIONED AIR SPACE PER TON: 306.0549 SQ.FT/TON
TONNAGE PER SQ.FT OF CONDITIONED AIR SPACE: 0.0033 TONS/SQ.FT

TOTAL TONNAGE REQUIRED WITH OUTSIDE AIR: 12,428.00 TONS

for table 5.4.3
EXISTING
BLDG 98

ENTECH ENGINEERING EZDOE - ELITE SOFTWARE DEVELOPMENT INC DOE-2.1D 6/13/1995 8: 8: 7

PDL RUN 1
READING, PA 19603
REP_2 = HOURLY-REPORT
PAGE 1- 1

MMDDHH	OPEN-CEN T-CHLR LOAD BTU/HR ----(1)	OPEN-CEN T-CHLR ELECTRIC USE BTU/HR ----(3)	OPEN-CEN T-CHLR SIZES RUNNING ----(6)	CERAMIC- TWR FAN ELEC BTU/HR ----(20)	CERAMIC- TWR PUMP ELEC BTU/HR ----(21)
MONTHLY SUMMARY (JAN)					
MN	7604153.	3252076.	1.	0.	400831.
MX	23643312.	6504046.	2.	370458.	801662.
SM	11505107968.	3749958912.	1154.	127587952.	462559136.
AV	15463855.	5040268.	2.	171489.	621719.
MONTHLY SUMMARY (FEB)					
MN	7725983.	3252094.	1.	0.	400831.
MX	23764504.	6503864.	2.	371083.	801662.
SM	10840133632.	3472866048.	1069.	129093968.	428488512.
AV	16131151.	5167956.	2.	192104.	637632.
MONTHLY SUMMARY (MAR)					
MN	9393389.	3252037.	1.	0.	400831.
MX	30042880.	6504056.	2.	407908.	801662.
SM	13259436032.	4118991360.	1269.	172123728.	508654784.
AV	17821822.	5536279.	2.	231349.	683676.
MONTHLY SUMMARY (APR)					
MN	9907528.	3252039.	1.	0.	400831.
MX	30345800.	6503964.	2.	683378.	801662.
SM	14343021568.	4221911552.	1303.	199862448.	522283104.
AV	19920864.	5863766.	2.	277587.	725393.
MONTHLY SUMMARY (MAY)					
MN	11302996.	3252055.	1.	0.	400831.
MX	30345800.	6503863.	2.	899035.	801662.
SM	18089349120.	4613040128.	1436.	285297536.	575593600.
AV	24313642.	6200323.	2.	383464.	773647.
MONTHLY SUMMARY (JUN)					
MN	13956871.	3252231.	1.	0.	400831.
MX	45523664.	10372393.	3.	1021712.	1202494.
SM	27223304192.	6487430656.	2009.	533159136.	805269888.
AV	37810144.	9010320.	3.	740499.	1118430.
MONTHLY SUMMARY (JUL)					
MN	15250850.	6271049.	2.	0.	801662.
MX	60615512.	14523526.	4.	1021712.	1603325.
SM	33193576448.	7658600960.	2313.	638714304.	927122368.
AV	44615024.	10293818.	3.	858487.	1246132.

	OPEN-CEN T-CHLR LOAD BTU/HR ----(1)	OPEN-CEN T-CHLR ELECTRIC USE BTU/HR ----(3)	OPEN-CEN T-CHLR SIZES RUNNING ----(6)	CERAMIC- TWR FAN ELEC BTU/HR ----(20)	CERAMIC- TWR PUMP ELEC BTU/HR ----(21)
MONTHLY SUMMARY (AUG)					
MN	14565689.	3252186.	1.	0.	400831.
MX	60555920.	14368309.	4.	1021712.	1603325.
SM	33017518080.	7731707904.	2353.	628720960.	943155648.
AV	44378384.	10392081.	3.	845055.	1267682.
MONTHLY SUMMARY (SEP)					
MN	12875649.	3252064.	1.	0.	400831.
MX	45523576.	10303421.	3.	1021712.	1202494.
SM	23978721280.	5959486464.	1843.	453102656.	738731968.
AV	33303780.	8277065.	3.	629309.	1026017.
MONTHLY SUMMARY (OCT)					
MN	11159649.	3252034.	1.	0.	400831.
MX	30345800.	6504028.	2.	704887.	801662.
SM	16539260928.	4425136128.	1373.	235728528.	550341184.
AV	22230190.	5947764.	2.	316839.	739706.
MONTHLY SUMMARY (NOV)					
MN	9933108.	3252054.	1.	0.	400831.
MX	30345800.	6503928.	2.	1004106.	801662.
SM	13110975488.	3914056960.	1208.	182398672.	484204064.
AV	18209688.	5436190.	2.	253331.	672506.
MONTHLY SUMMARY (DEC)					
MN	8500417.	3252059.	1.	0.	400831.
MX	25219452.	6503962.	2.	384035.	801662.
SM	11670292480.	3772397056.	1161.	132967536.	465364960.
AV	15685877.	5070426.	2.	178720.	625491.
YEARLY SUMMARY					
MN	7604153.	3252034.	1.	0.	400831.
MX	60615512.	14523526.	4.	1021712.	1603325.
SM	226770681856.	60125581312.	18491.	3718757376.	7411769344.
AV	25887064.	6863651.	2.	424516.	846092.

PDL RUN 1
READING, PA 19603
REP_3 = HOURLY-REPORT
PAGE 1- 1

MMDDHH	STM-BOIL ER LOAD BTU/HR ----(1)	STM-BOIL ER ELECTRIC USE BTU/HR ----(3)	STM-BOIL ER FUEL USE BTU/HR ----(4)	CTANK-ST ORAGE ENERGY RELEASED BTU/HR ----(1)	CTANK-ST ORAGE ENERGY STORED BTU/HR ----(4)	CTANK-ST ORAGE SIZES RUNNING ----(6)	CTANK-ST ORAGE CAPACITY RUNNING BTU/HR ----(7)	CTANK-ST ORAGE ENERGY AVAILABL BTU/HR ----(8)
MONTHLY SUMMARY (JAN)								
MN	7461002.	656568.	12680013.	0.	0.	0.	0.	0.
MX	110982520.	2468484.	144533040.	0.	0.	0.	0.	0.
SM	45908905984.	1787100160.	65255133184.	0.	0.	0.	0.	0.
AV	61705520.	2402016.	87708512.	0.	0.	0.	0.	0.
MONTHLY SUMMARY (FEB)								
MN	3002731.	264240.	5103157.	0.	0.	0.	0.	0.
MX	112203808.	2468484.	145864944.	0.	0.	0.	0.	0.
SM	36600700928.	1578008320.	52917821440.	0.	0.	0.	0.	0.
AV	54465328.	2348227.	78746760.	0.	0.	0.	0.	0.
MONTHLY SUMMARY (MAR)								
MN	1151241.	101309.	1956540.	0.	0.	0.	0.	0.
MX	80398288.	2468484.	110284136.	0.	0.	0.	0.	0.
SM	28631027712.	1555896960.	43386642432.	0.	0.	0.	0.	0.
AV	38482564.	2091259.	58315380.	0.	0.	0.	0.	0.
MONTHLY SUMMARY (APR)								
MN	0.	0.	0.	0.	0.	0.	0.	0.
MX	68020232.	2468484.	95933952.	0.	0.	0.	0.	0.
SM	16374918144.	1118231936.	26082148352.	0.	0.	0.	0.	0.
AV	22742942.	1553100.	36225208.	0.	0.	0.	0.	0.
MONTHLY SUMMARY (MAY)								
MN	0.	0.	0.	0.	0.	0.	0.	0.
MX	54236504.	2468484.	79622552.	0.	0.	0.	0.	0.
SM	6847094784.	528316896.	11238974464.	0.	0.	0.	0.	0.
AV	9203084.	710103.	15106148.	0.	0.	0.	0.	0.
MONTHLY SUMMARY (JUN)								
MN	0.	0.	0.	0.	0.	0.	0.	0.
MX	17738562.	1560994.	30146780.	0.	0.	0.	0.	0.
SM	812135552.	71467920.	1380228480.	0.	0.	0.	0.	0.
AV	1127966.	99261.	1916984.	0.	0.	0.	0.	0.
MONTHLY SUMMARY (JUL)								
MN	0.	0.	0.	0.	0.	0.	0.	0.
MX	11628714.	1023327.	19763060.	0.	0.	0.	0.	0.
SM	148630848.	13079516.	252598928.	0.	0.	0.	0.	0.
AV	199773.	17580.	339515.	0.	0.	0.	0.	0.

BLDG 49
EXISTING

MMDDHH	PLANT SYS COOL LOAD BTU/HR	PLANT TOTAL COOLING BTU/HR	PLANT COOLING LA PTR	GLOBAL AMBIENT DRYBULB F	GLOBAL AMBIENT WETBULB F
	----(2)	----(9)	----(15)	----(1)	----(2)
MONTHLY SUMMARY (APR)					
MN	0.	0.	378.	28.0	24.000
MX	3949290.	4110538.	378.	83.0	66.000
SM	295337856.	339681152.	272160.	37106.0	32228.000
AV	410191.	471779.	378.	51.5	44.761
MONTHLY SUMMARY (MAY)					
MN	0.	0.	378.	35.0	29.000
MX	4888414.	5049663.	378.	87.0	69.000
SM	960951552.	1051734272.	281232.	45840.0	39784.000
AV	1291602.	1413621.	378.	61.6	53.473
MONTHLY SUMMARY (JUN)					
MN	0.	0.	365.	52.0	47.000
MX	7492563.	7653812.	391.	96.0	78.000
SM	2169961984.	2284448512.	267792.	52340.0	46226.000
AV	3013836.	3172845.	372.	72.7	64.203
MONTHLY SUMMARY (JUL)					
MN	440863.	602111.	365.	56.0	54.000
MX	8057270.	7775137.	391.	96.0	80.000
SM	2916313344.	3036282368.	278424.	56668.0	51157.000
AV	3919776.	4081025.	374.	76.2	68.759
MONTHLY SUMMARY (AUG)					
MN	0.	0.	365.	53.0	53.000
MX	7492351.	7653599.	391.	95.0	79.000
SM	2625056512.	2744219392.	276552.	55501.0	50408.000
AV	3528302.	3688467.	372.	74.6	67.753
MONTHLY SUMMARY (SEP)					
MN	0.	0.	365.	46.0	43.000
MX	6769916.	6931164.	391.	94.0	77.000
SM	1667496064.	1773436032.	269040.	49421.0	44029.000
AV	2315967.	2463106.	374.	68.6	61.151
MONTHLY SUMMARY (OCT)					
MN	0.	0.	378.	32.0	30.000
MX	4130478.	4291727.	378.	82.0	67.000
SM	542175168.	609093248.	281232.	42445.0	38210.000
AV	728730.	818674.	378.	57.0	51.358

PDL RUN 1
READING, PA 19603
REP_1 = HOURLY-REPORT
PAGE 2- 1

	PLANT SYS COOL LOAD BTU/HR ----(2)	PLANT TOTAL COOLING BTU/HR ----(9)	PLANT COOLING LA PTR ----(15)	GLOBAL AMBIENT DRYBULB F ----(1)	GLOBAL AMBIENT WETBULB F ----(2)
MONTHLY SUMMARY (NOV)					
MN	0.	0.	391.	28.0	25.000
MX	4789322.	4950570.	391.	82.0	73.000
SM	177776352.	197771168.	281520.	33256.0	29843.000
AV	246912.	274682.	391.	46.2	41.449
YEARLY SUMMARY					
MN	0.	0.	365.	28.0	24.000
MX	8057270.	7775137.	391.	96.0	80.000
SM	11355069440.	12036666368.	2207952.	372577.0	331885.000
AV	1939049.	2055442.	377.	63.6	56.674

PDL RUN 1
READING, PA 19603
REP_2 = HOURLY-REPORT
PAGE 1- 1

MMDDHH	OPEN-CEN T-CHLR LOAD BTU/HR ----(1)	OPEN-CEN T-CHLR ELECTRIC USE BTU/HR ----(3)	OPEN-CEN T-CHLR SIZES RUNNING ----(6)	CERAMIC-TWR FAN ELEC BTU/HR ----(20)	CERAMIC-TWR PUMP ELEC BTU/HR ----(21)
MONTHLY SUMMARY (APR)					
MN	0.	0.	0.	0.	0.
MX	4110538.	894287.	1.	104225.	217117.
SM	339681152.	122080104.	275.	7331106.	59707152.
AV	471779.	169556.	0.	10182.	82927.
MONTHLY SUMMARY (MAY)					
MN	0.	0.	0.	0.	0.
MX	5049663.	1067862.	1.	144167.	217117.
SM	1051734272.	312835776.	563.	29762394.	122236856.
AV	1413621.	420478.	1.	40003.	164297.
MONTHLY SUMMARY (JUN)					
MN	0.	0.	0.	0.	0.
MX	7653812.	1871513.	1.	144167.	217117.
SM	2284448512.	566244160.	710.	67460800.	154153040.
AV	3172845.	786450.	1.	93696.	214101.
MONTHLY SUMMARY (JUL)					
MN	602111.	352811.	1.	0.	217117.
MX	7775137.	1985564.	1.	144167.	217117.
SM	3036282368.	708660672.	744.	90573768.	161534992.
AV	4081025.	952501.	1.	121739.	217117.
MONTHLY SUMMARY (AUG)					
MN	0.	0.	0.	0.	0.
MX	7653599.	1903940.	1.	144167.	217117.
SM	2744219392.	652442560.	739.	84350000.	160449408.
AV	3688467.	876939.	1.	113374.	215658.
MONTHLY SUMMARY (SEP)					
MN	0.	0.	0.	0.	0.
MX	6931164.	1612259.	1.	144167.	217117.
SM	1773436032.	457501056.	657.	53782748.	142645840.
AV	2463106.	635418.	1.	74698.	198119.
MONTHLY SUMMARY (OCT)					
MN	0.	0.	0.	0.	0.
MX	4291727.	926081.	1.	133522.	217117.
SM	609093248.	202599312.	415.	16176753.	90103528.
AV	818674.	272311.	1.	21743.	121107.

	OPEN-CEN T-CHLR LOAD BTU/HR ----(1)	OPEN-CEN T-CHLR ELECTRIC USE BTU/HR ----(3)	OPEN-CEN T-CHLR SIZES RUNNING ----(6)	CERAMIC- TWR FAN ELEC BTU/HR ----(20)	CERAMIC- TWR PUMP ELEC BTU/HR ----(21)
MONTHLY SUMMARY (NOV)					
MN	0.	0.	0.	0.	0.
MX	4950570.	1099886.	1.	144167.	217117.
SM	197771168.	61175368.	124.	6388580.	26922498.
AV	274682.	84966.	0.	8873.	37392.
YEARLY SUMMARY					
MN	0.	0.	0.	0.	0.
MX	7775137.	1985564.	1.	144167.	217117.
SM	12036666368.	3083538944.	4227.	355826176.	917753280.
AV	2055442.	526561.	1.	60763.	156720.

Bldg 54 Rpt

ENTECH ENGINEERING EZDOE - ELITE SOFTWARE DEVELOPMENT INC DOE-2.1D 5/16/1995 11:53:59 PDL RUN 1
READING, PA 19603
REP_1 = HOURLY-REPORT PAGE 1- 1

BLDG 54
EXISTING

MMDDHH	PLANT SYS COOL LOAD BTU/HR	PLANT TOTAL COOLING BTU/HR	PLANT COOLING LA PTR	GLOBAL AMBIENT DRYBULB F	GLOBAL AMBIENT WETBULB F
	----(2)	----(9)	----(15)	----(1)	----(2)
MONTHLY SUMMARY (APR)					
MN	0.	0.	378.	28.0	24.000
MX	6678577.	6056815.	378.	83.0	66.000
SM	569309184.	666091520.	272160.	37106.0	32228.000
AV	790707.	925127.	378.	51.5	44.761
MONTHLY SUMMARY (MAY)					
MN	0.	0.	378.	35.0	29.000
MX	8627119.	28802000.	378.	87.0	69.000
SM	1806623744.	1990971008.	281232.	45840.0	39784.000
AV	2428258.	2676036.	378.	61.6	53.473
MONTHLY SUMMARY (JUN)					
MN	0.	0.	365.	52.0	47.000
MX	13404447.	67587776.	391.	96.0	78.000
SM	3212249856.	3433159936.	267792.	52340.0	46226.000
AV	4461458.	4768278.	372.	72.7	64.203
MONTHLY SUMMARY (JUL)					
MN	5387.	312632.	365.	56.0	54.000
MX	15352476.	97511728.	391.	96.0	80.000
SM	3741261568.	3969853184.	278424.	56668.0	51157.000
AV	5028578.	5335824.	374.	76.2	68.759
MONTHLY SUMMARY (AUG)					
MN	2678.	309923.	365.	53.0	53.000
MX	13563697.	78027232.	391.	95.0	79.000
SM	3941834752.	4170426112.	276552.	55501.0	50408.000
AV	5298165.	5605412.	372.	74.6	67.753
MONTHLY SUMMARY (SEP)					
MN	0.	0.	365.	46.0	43.000
MX	11111226.	31635978.	391.	94.0	77.000
SM	2351118336.	2562195712.	269040.	49421.0	44029.000
AV	3265442.	3558605.	374.	68.6	61.151
MONTHLY SUMMARY (OCT)					
MN	0.	0.	378.	32.0	30.000
MX	7297984.	5965099.	378.	82.0	67.000
SM	1160435712.	1314673024.	281232.	42445.0	38210.000
AV	1559725.	1767034.	378.	57.0	51.358

	PLANT SYS COOL LOAD BTU/HR ----(2)	PLANT TOTAL COOLING BTU/HR ----(9)	PLANT COOLING LA PTR ----(15)	GLOBAL AMBIENT DRYBULB F ----(1)	GLOBAL AMBIENT WETBULB F ----(2)
MONTHLY SUMMARY (NOV)					
MN	0.	0.	391.	28.0	25.000
MX	11050253.	78542768.	391.	82.0	73.000
SM	544744256.	596054272.	281520.	33256.0	29843.000
AV	756589.	827853.	391.	46.2	41.449
YEARLY SUMMARY					
MN	0.	0.	365.	28.0	24.000
MX	15352476.	97511728.	391.	96.0	80.000
SM	17327577088.	18703425536.	2207952.	372577.0	331885.000
AV	2958944.	3193891.	377.	63.6	56.674

MMDDHH	OPEN-CEN T-CHLR LOAD BTU/HR ----(1)	OPEN-CEN T-CHLR ELECTRIC USE BTU/HR ----(3)	OPEN-CEN T-CHLR SIZES RUNNING ----(6)	CERAMIC-TWR FAN ELEC BTU/HR ----(20)	CERAMIC-TWR PUMP ELEC BTU/HR ----(21)
MONTHLY SUMMARY (APR)					
MN	0.	0.	0.	0.	0.
MX	5447115.	1183855.	1.	132139.	145299.
SM	665413248.	362954784.	315.	5313931.	45769104.
AV	924185.	504104.	0.	7380.	63568.
MONTHLY SUMMARY (MAY)					
MN	0.	0.	0.	0.	0.
MX	5500079.	1183805.	1.	193618.	145299.
SM	1906119424.	694871872.	600.	31524016.	87179232.
AV	2561989.	933968.	1.	42371.	117176.
MONTHLY SUMMARY (JUN)					
MN	0.	0.	0.	0.	0.
MX	13711695.	3921470.	3.	266700.	435896.
SM	3300562944.	2005208576.	1773.	116658864.	257614560.
AV	4584115.	2785012.	2.	162026.	357798.
MONTHLY SUMMARY (JUL)					
MN	312632.	709564.	1.	0.	145299.
MX	15617988.	4042675.	3.	266700.	435896.
SM	3773556480.	1965745408.	1704.	139103680.	247588944.
AV	5071985.	2642131.	2.	186967.	332781.
MONTHLY SUMMARY (AUG)					
MN	309923.	703423.	1.	0.	145299.
MX	13870943.	3972099.	3.	266700.	435896.
SM	3842631936.	2104744320.	1848.	145569088.	268511968.
AV	5164828.	2828958.	2.	195657.	360903.
MONTHLY SUMMARY (SEP)					
MN	0.	0.	0.	0.	0.
MX	10656592.	3792781.	3.	266700.	435896.
SM	2528696064.	1796103168.	1613.	93943840.	234366800.
AV	3512078.	2494588.	2.	130478.	325509.
MONTHLY SUMMARY (OCT)					
MN	0.	0.	0.	0.	0.
MX	5481423.	1183834.	1.	178071.	145299.
SM	1314011904.	579340032.	502.	18693754.	72939960.
AV	1766145.	778683.	1.	25126.	98038.

	OPEN-CEN T-CHLR LOAD BTU/HR ----(1)	OPEN-CEN T-CHLR ELECTRIC USE BTU/HR ----(3)	OPEN-CEN T-CHLR SIZES RUNNING ----(6)	CERAMIC- TWR FAN ELEC BTU/HR ----(20)	CERAMIC- TWR PUMP ELEC BTU/HR ----(21)
MONTHLY SUMMARY (NOV)					
MN	0.	0.	0.	0.	0.
MX	5500079.	1183605.	1.	243631.	145299.
SM	459173568.	192691984.	167.	9159945.	24264888.
AV	637741.	267628.	0.	12722.	33701.
YEARLY SUMMARY					
MN	0.	0.	0.	0.	0.
MX	15617988.	4042675.	3.	266700.	435896.
SM	17790164992.	9701660672.	8522.	559967104.	1238235392.
AV	3037938.	1656704.	1.	95623.	211447.

ALT #4
TWO CHILLED WATER PLANTS

MMDDHH	PLANT SYS COOL LOAD BTU/HR ----(2)	PLANT TOTAL COOLING BTU/HR ----(9)	PLANT COOLING LA PTR ----(15)	GLOBAL AMBIENT DRYBULB F ----(1)	GLOBAL AMBIENT WETBULB F ----(2)
MONTHLY SUMMARY (JAN)					
MN	3507775.	4347606.	381.	6.0	4.000
MX	5432509.	6272340.	381.	59.0	56.000
SM	2670228736.	3295062272.	283464.	22956.0	20501.000
AV	3589017.	4428847.	381.	30.9	27.555
MONTHLY SUMMARY (FEB)					
MN	3507647.	4347478.	381.	6.0	4.000
MX	6370432.	7210263.	381.	62.0	56.000
SM	2449467648.	3013833984.	256032.	23273.0	21225.000
AV	3645041.	4484872.	381.	34.6	31.585
MONTHLY SUMMARY (MAR)					
MN	3500408.	4340239.	381.	22.0	18.000
MX	12513527.	13353358.	381.	75.0	62.000
SM	2965171456.	3590005504.	283464.	31630.0	27192.000
AV	3985446.	4825276.	381.	42.5	36.548
MONTHLY SUMMARY (APR)					
MN	3523148.	4362979.	381.	28.0	24.000
MX	13320814.	14160645.	381.	83.0	66.000
SM	3555087104.	4159764992.	274320.	37106.0	32228.000
AV	4937621.	5777452.	381.	51.5	44.761
MONTHLY SUMMARY (MAY)					
MN	3505828.	4345659.	381.	35.0	29.000
MX	21371302.	22211132.	381.	87.0	69.000
SM	5595591168.	6220425216.	283464.	45840.0	39784.000
AV	7520956.	8360787.	381.	61.6	53.473
MONTHLY SUMMARY (JUN)					
MN	3277467.	4117297.	394.	52.0	47.000
MX	38736448.	37207440.	394.	96.0	78.000
SM	9318824960.	9923502080.	283680.	52340.0	46226.000
AV	12942812.	13782642.	394.	72.7	64.203
MONTHLY SUMMARY (JUL)					
MN	3184950.	4024781.	394.	56.0	54.000
MX	41964740.	36485172.	394.	96.0	80.000
SM	12194013184.	12818844672.	293136.	56668.0	51157.000
AV	16389803.	17229630.	394.	76.2	68.759

PDL RUN 1
READING, PA 19603
REP_1 = HOURLY-REPORT
PAGE 2- 1

	PLANT SYS COOL LOAD BTU/HR	PLANT TOTAL COOLING BTU/HR	PLANT COOLING LA PTR	GLOBAL AMBIENT DRYBULB F	GLOBAL AMBIENT WETBULB F
	----(2)	----(9)	----(15)	----(1)	----(2)
MONTHLY SUMMARY (AUG)					
MN	4067420.	4907251.	394.	53.0	53.000
MX	39645848.	36878116.	394.	95.0	79.000
SM	11267466240.	11892299776.	293136.	55501.0	50408.000
AV	15144444.	15984274.	394.	74.6	67.753
MONTHLY SUMMARY (SEP)					
MN	3613491.	4453322.	394.	46.0	43.000
MX	33231828.	34071660.	394.	94.0	77.000
SM	7730153472.	8334830592.	283680.	49421.0	44029.000
AV	10736324.	11576154.	394.	68.6	61.151
MONTHLY SUMMARY (OCT)					
MN	3178808.	4018639.	394.	32.0	30.000
MX	16213375.	17053206.	394.	82.0	67.000
SM	4628574208.	5253408256.	293136.	42445.0	38210.000
AV	6221202.	7061033.	394.	57.0	51.358
MONTHLY SUMMARY (NOV)					
MN	3501214.	4341045.	381.	28.0	25.000
MX	25716454.	26556284.	381.	82.0	73.000
SM	3454401024.	4059079424.	274320.	33256.0	29843.000
AV	4797779.	5637611.	381.	46.2	41.449
MONTHLY SUMMARY (DEC)					
MN	3494966.	4334797.	381.	15.0	13.000
MX	6649398.	7489228.	381.	62.0	58.000
SM	2679423232.	3304257536.	283464.	26096.0	23480.000
AV	3601375.	4441207.	381.	35.1	31.559
YEARLY SUMMARY					
MN	3178808.	4018639.	381.	6.0	4.000
MX	41964740.	37207440.	394.	96.0	80.000
SM	68508405760.	75865317376.	3385296.	476532.0	424283.000
AV	7820595.	8660424.	386.	54.4	48.434

PDL RUN 1
READING, PA 19603
REP_2 = HOURLY-REPORT
PAGE 1- 1

MMDDHH	OPEN-CEN T-CHLR LOAD BTU/HR ----(1)	OPEN-CEN T-CHLR ELECTRIC USE BTU/HR ----(3)	OPEN-CEN T-CHLR SIZES RUNNING ----(6)	CERAMIC-TWR FAN ELEC BTU/HR ----(20)	CERAMIC-TWR PUMP ELEC BTU/HR ----(21)
MONTHLY SUMMARY (JAN)					
MN	4347606.	1480135.	3.	0.	601247.
MX	6272340.	1609680.	3.	132334.	601247.
SM	3295062272.	1105138816.	2232.	2569547.	447327584.
AV	4428847.	1485402.	3.	3454.	601247.
MONTHLY SUMMARY (FEB)					
MN	4347478.	1480127.	3.	0.	601247.
MX	7210263.	1677913.	3.	148251.	601247.
SM	3013833984.	1000712320.	2016.	3200026.	404037824.
AV	4484872.	1489155.	3.	4762.	601247.
MONTHLY SUMMARY (MAR)					
MN	4340239.	1479666.	3.	0.	601247.
MX	13353358.	2206812.	3.	249271.	601247.
SM	3590005504.	1126042624.	2232.	15681849.	447327584.
AV	4825276.	1513498.	3.	21078.	601247.
MONTHLY SUMMARY (APR)					
MN	4362979.	1481114.	3.	0.	601247.
MX	14160645.	2286817.	3.	294167.	601247.
SM	4159764992.	1139595648.	2160.	45076252.	432897664.
AV	5777452.	1582772.	3.	62606.	601247.
MONTHLY SUMMARY (MAY)					
MN	4345659.	1480011.	3.	0.	601247.
MX	22211132.	3216442.	3.	455913.	601247.
SM	6220425216.	1331934080.	2232.	115800728.	447327584.
AV	8360787.	1790234.	3.	155646.	601247.
MONTHLY SUMMARY (JUN)					
MN	4117297.	1465581.	3.	0.	601247.
MX	37207440.	6210795.	3.	455913.	601247.
SM	9923502080.	1731901184.	2160.	213461584.	432897664.
AV	13782642.	2405418.	3.	296474.	601247.
MONTHLY SUMMARY (JUL)					
MN	4024781.	1459791.	3.	0.	601247.
MX	36485172.	6239734.	3.	455913.	601247.
SM	12818844672.	2141067136.	2232.	273153824.	447327584.
AV	17229630.	2877779.	3.	367142.	601247.

PDL RUN 1
READING, PA 19603
REP_2 = HOURLY-REPORT
PAGE 2- 1

	OPEN-CEN T-CHLR LOAD BTU/HR ----(1)	OPEN-CEN T-CHLR ELECTRIC USE BTU/HR ----(3)	OPEN-CEN T-CHLR SIZES RUNNING ----(6)	CERAMIC- TWR FAN ELEC BTU/HR ----(20)	CERAMIC- TWR PUMP ELEC BTU/HR ----(21)
MONTHLY SUMMARY (AUG)					
MN	4907251.	1516346.	3.	0.	601247.
MX	36878116.	6226589.	3.	455913.	601247.
SM	11892299776.	1989687936.	2232.	263225968.	447327584.
AV	15984274.	2674312.	3.	353798.	601247.
MONTHLY SUMMARY (SEP)					
MN	4453322.	1486884.	3.	0.	601247.
MX	34071660.	5636418.	3.	455913.	601247.
SM	8334830592.	1546748800.	2160.	181656592.	432897664.
AV	11576154.	2148262.	3.	252301.	601247.
MONTHLY SUMMARY (OCT)					
MN	4018639.	1459408.	3.	0.	601247.
MX	17053206.	2593339.	3.	321645.	601247.
SM	5253408256.	1252063360.	2232.	83250632.	447327584.
AV	7061033.	1682881.	3.	111896.	601247.
MONTHLY SUMMARY (NOV)					
MN	4341045.	1479718.	3.	0.	601247.
MX	26556284.	3960663.	3.	455913.	601247.
SM	4059079424.	1144481408.	2160.	33230780.	432897664.
AV	5637611.	1589558.	3.	46154.	601247.
MONTHLY SUMMARY (DEC)					
MN	4334797.	1479320.	3.	0.	601247.
MX	7489228.	1698851.	3.	164152.	601247.
SM	3304257536.	1105816192.	2232.	2670672.	447327584.
AV	4441207.	1486312.	3.	3590.	601247.
YEARLY SUMMARY					
MN	4018639.	1459408.	3.	0.	601247.
MX	37207440.	6239734.	3.	455913.	601247.
SM	75865317376.	16615190528.	26280.	1232978560.	5266921472.
AV	8660424.	1896711.	3.	140751.	601247.

MMDDHH	PLANT SYS COOL LOAD BTU/HR ----(2)	PLANT TOTAL COOLING BTU/HR ----(9)	PLANT COOLING LA PTR ----(15)	GLOBAL AMBIENT DRYBULB F ----(1)	GLOBAL AMBIENT WETBULB F ----(2)
MONTHLY SUMMARY (JAN)					
MN	3400712.	5516383.	381.	6.0	4.000
MX	19250290.	21365960.	381.	59.0	56.000
SM	8302339584.	9876399104.	283464.	22956.0	20501.000
AV	11159059.	13274730.	381.	30.9	27.555
MONTHLY SUMMARY (FEB)					
MN	3475400.	5591071.	381.	6.0	4.000
MX	19355176.	21470848.	381.	62.0	56.000
SM	7937025024.	9358756864.	256032.	23273.0	21225.000
AV	11811049.	13926722.	381.	34.6	31.585
MONTHLY SUMMARY (MAR)					
MN	5138767.	7254438.	381.	22.0	18.000
MX	34979532.	37095204.	381.	75.0	62.000
SM	10065806336.	11639865344.	283464.	31630.0	27192.000
AV	13529310.	15644980.	381.	42.5	36.548
MONTHLY SUMMARY (APR)					
MN	5642416.	7758087.	381.	28.0	24.000
MX	41204364.	40847376.	381.	83.0	66.000
SM	11337044992.	12860327936.	274320.	37106.0	32228.000
AV	15745896.	17861566.	381.	51.5	44.761
MONTHLY SUMMARY (MAY)					
MN	7032226.	9147897.	381.	35.0	29.000
MX	59679624.	139942272.	381.	87.0	69.000
SM	17162206208.	18736265216.	283464.	45840.0	39784.000
AV	23067482.	25183152.	381.	61.6	53.473
MONTHLY SUMMARY (JUN)					
MN	10106761.	12222432.	394.	52.0	47.000
MX	96554752.	281237536.	394.	96.0	78.000
SM	29989515264.	31512801280.	283680.	52340.0	46226.000
AV	41652104.	43767780.	394.	72.7	64.203
MONTHLY SUMMARY (JUL)					
MN	11596712.	13712383.	394.	56.0	54.000
MX	105716048.	766521536.	394.	96.0	80.000
SM	40491446272.	42065510400.	293136.	56668.0	51157.000
AV	54423988.	56539664.	394.	76.2	68.759

	PLANT SYS COOL LOAD BTU/HR ----(2)	PLANT TOTAL COOLING BTU/HR ----(9)	PLANT COOLING LA PTR ----(15)	GLOBAL AMBIENT DRYBULB F ----(1)	GLOBAL AMBIENT WETBULB F ----(2)
MONTHLY SUMMARY (AUG)					
MN	10301202.	12416873.	394.	53.0	53.000
MX	99612848.	388685376.	394.	95.0	79.000
SM	37763403776.	39337463808.	293136.	55501.0	50408.000
AV	50757264.	52872936.	394.	74.6	67.753
MONTHLY SUMMARY (SEP)					
MN	8755230.	10870901.	394.	46.0	43.000
MX	87548328.	142692096.	394.	94.0	77.000
SM	25039167488.	26562451456.	283680.	49421.0	44029.000
AV	34776620.	36892292.	394.	68.6	61.151
MONTHLY SUMMARY (OCT)					
MN	6873616.	8989286.	394.	32.0	30.000
MX	44451864.	46567536.	394.	82.0	67.000
SM	13888132096.	15462192128.	293136.	42445.0	38210.000
AV	18666844.	20782516.	394.	57.0	51.358
MONTHLY SUMMARY (NOV)					
MN	5650005.	7765676.	381.	28.0	25.000
MX	71053224.	328423680.	381.	82.0	73.000
SM	11193221120.	12716503040.	274320.	33256.0	29843.000
AV	15546140.	17661810.	381.	46.2	41.449
MONTHLY SUMMARY (DEC)					
MN	4272394.	6388065.	381.	15.0	13.000
MX	20006276.	22121948.	381.	62.0	58.000
SM	8463778304.	10037837824.	283464.	26096.0	23480.000
AV	11376046.	13491718.	381.	35.1	31.559
YEARLY SUMMARY					
MN	3400712.	5516383.	381.	6.0	4.000
MX	105716048.	766521536.	394.	96.0	80.000
SM	221633085440.	240166371328.	3385296.	476532.0	424283.000
AV	25300580.	27416252.	386.	54.4	48.434

PDL RUN 1
READING, PA 19603
REP_2 = HOURLY-REPORT
PAGE 1- 1

MMDDHH	OPEN-CEN T-CHLR LOAD BTU/HR ----(1)	OPEN-CEN T-CHLR ELECTRIC USE BTU/HR ----(3)	OPEN-CEN T-CHLR SIZES RUNNING ----(6)	CERAMIC-TWR FAN ELEC BTU/HR ----(20)	CERAMIC-TWR PUMP ELEC BTU/HR ----(21)
MONTHLY SUMMARY (JAN)					
MN	5516383.	1681415.	3.	0.	661371.
MX	21365960.	3192000.	3.	285297.	661371.
SM	9876399104.	1741297024.	2232.	568869.	492060032.
AV	13274730.	2340453.	3.	765.	661371.
MONTHLY SUMMARY (FEB)					
MN	5591071.	1686458.	3.	0.	661371.
MX	21470848.	3204923.	3.	286141.	661371.
SM	9358756864.	1615300736.	2016.	2221723.	444441344.
AV	13926722.	2403721.	3.	3306.	661371.
MONTHLY SUMMARY (MAR)					
MN	7254438.	1803905.	3.	0.	661371.
MX	37095204.	5554443.	3.	369393.	661371.
SM	11639865344.	1919612416.	2232.	10715844.	492060032.
AV	15644980.	2580124.	3.	14403.	661371.
MONTHLY SUMMARY (APR)					
MN	7758087.	1841399.	3.	0.	661371.
MX	40847376.	6233166.	3.	717026.	661371.
SM	12860327936.	2049474048.	2160.	50370320.	476187136.
AV	17861566.	2846492.	3.	69959.	661371.
MONTHLY SUMMARY (MAY)					
MN	9147897.	1949512.	3.	0.	661371.
MX	41727792.	6261760.	3.	876359.	661371.
SM	18487078912.	2830342400.	2232.	181202896.	492060032.
AV	24848224.	3804224.	3.	243552.	661371.
MONTHLY SUMMARY (JUN)					
MN	12222432.	3009299.	5.	0.	1102286.
MX	69262328.	11312143.	5.	876359.	1102286.
SM	30739935232.	4820252672.	3600.	435093568.	793645632.
AV	42694356.	6694796.	5.	604297.	1102286.
MONTHLY SUMMARY (JUL)					
MN	13712383.	3120561.	5.	0.	1102286.
MX	69262448.	11383367.	5.	876359.	1102286.
SM	39435214848.	6185359872.	3720.	561912128.	820100480.
AV	53004320.	8313656.	5.	755258.	1102286.

	OPEN-CEN T-CHLR LOAD BTU/HR ----(1)	OPEN-CEN T-CHLR ELECTRIC USE BTU/HR ----(3)	OPEN-CEN T-CHLR SIZES RUNNING ----(6)	CERAMIC- TWR FAN ELEC BTU/HR ----(20)	CERAMIC- TWR PUMP ELEC BTU/HR ----(21)
MONTHLY SUMMARY (AUG)					
MN	12416873.	3023555.	5.	0.	1102286.
MX	69181008.	11349091.	5.	876359.	1102286.
SM	37698646016.	5866179584.	3720.	544066560.	820100480.
AV	50670224.	7884650.	5.	731272.	1102286.
MONTHLY SUMMARY (SEP)					
MN	10870901.	2912394.	5.	0.	1102286.
MX	69150632.	11268938.	5.	876359.	1102286.
SM	26385356800.	4260735744.	3600.	368434752.	793645632.
AV	36646328.	5917689.	5.	511715.	1102286.
MONTHLY SUMMARY (OCT)					
MN	8989286.	2783865.	5.	0.	1102286.
MX	46567536.	6739092.	5.	855242.	1102286.
SM	15462192128.	2822410240.	3720.	192223760.	820100480.
AV	20782516.	3793562.	5.	258365.	1102286.
MONTHLY SUMMARY (NOV)					
MN	7765676.	1841970.	3.	0.	661371.
MX	41728068.	6449202.	3.	876359.	661371.
SM	12144153600.	1997365376.	2160.	53273184.	476187136.
AV	16866880.	2774119.	3.	73991.	661371.
MONTHLY SUMMARY (DEC)					
MN	6388065.	1741509.	3.	0.	661371.
MX	22121948.	3286003.	3.	299667.	661371.
SM	10037837824.	1755442944.	2232.	1688636.	492060032.
AV	13491718.	2359466.	3.	2270.	661371.
YEARLY SUMMARY					
MN	5516383.	1681415.	3.	0.	661371.
MX	69262448.	11383367.	5.	876359.	1102286.
SM	234125754368.	37863776256.	33624.	2401772032.	7412648960.
AV	26726684.	4322349.	4.	274175.	846193.

Single plant

ENTECH ENGINEERING EZDOE - ELITE SOFTWARE DEVELOPMENT INC DOE-2.1D 5/19/1995 10:59:25 PDL RUN 1
READING, PA 19603
REP_1 = HOURLY-REPORT PAGE 1- 1

MMDDHH	PLANT SYS COOL LOAD BTU/HR	PLANT TOTAL COOLING BTU/HR	PLANT COOLING LA PTR	GLOBAL AMBIENT DRYBULB F	GLOBAL AMBIENT WETBULB F
	----(2)	----(9)	----(15)	----(1)	----(2)
MONTHLY SUMMARY (JAN)					
MN	6922767.	9878268.	381.	6.0	4.000
MX	22803122.	25758624.	381.	59.0	56.000
SM	10972567552.	13171461120.	283464.	22956.0	20501.000
AV	14748075.	17703576.	381.	30.9	27.555
MONTHLY SUMMARY (FEB)					
MN	7043391.	9998892.	381.	6.0	4.000
MX	25276454.	28231956.	381.	62.0	56.000
SM	10386491392.	12372588544.	256032.	23273.0	21225.000
AV	15456088.	18411590.	381.	34.6	31.585
MONTHLY SUMMARY (MAR)					
MN	8694288.	11649790.	381.	22.0	18.000
MX	47407604.	50363100.	381.	75.0	62.000
SM	13030977536.	15229872128.	283464.	31630.0	27192.000
AV	17514754.	20470258.	381.	42.5	36.548
MONTHLY SUMMARY (APR)					
MN	9203336.	12158838.	381.	28.0	24.000
MX	50718896.	53674396.	381.	83.0	66.000
SM	14892133376.	17020091392.	274320.	37106.0	32228.000
AV	20683518.	23639016.	381.	51.5	44.761
MONTHLY SUMMARY (MAY)					
MN	10611268.	13566770.	381.	35.0	29.000
MX	80059648.	64333400.	381.	87.0	69.000
SM	22757799936.	24956692480.	283464.	45840.0	39784.000
AV	30588440.	33543942.	381.	61.6	53.473
MONTHLY SUMMARY (JUN)					
MN	13846157.	16801658.	394.	52.0	47.000
MX	135291200.	206163824.	394.	96.0	78.000
SM	39308337152.	41436303360.	283680.	52340.0	46226.000
AV	54594912.	57550420.	394.	72.7	64.203
MONTHLY SUMMARY (JUL)					
MN	16413208.	19368710.	394.	56.0	54.000
MX	147680784.	785687232.	394.	96.0	80.000
SM	52685463552.	54884356096.	293136.	56668.0	51157.000
AV	70813792.	73769296.	394.	76.2	68.759

ALT #5
SINGLE CHILLED WATER PLANT

	PLANT SYS COOL LOAD BTU/HR	PLANT TOTAL COOLING BTU/HR	PLANT COOLING LA PTR	GLOBAL AMBIENT DRYBULB F	GLOBAL AMBIENT WETBULB F
	----(2)	----(9)	----(15)	----(1)	----(2)
MONTHLY SUMMARY (AUG)					
MN	14582248.	17537750.	394.	53.0	53.000
MX	139258688.	352743776.	394.	95.0	79.000
SM	49030868992.	51229773824.	293136.	55501.0	50408.000
AV	65901704.	68857224.	394.	74.6	67.753
MONTHLY SUMMARY (SEP)					
MN	12473321.	15428822.	394.	46.0	43.000
MX	119924320.	105291320.	394.	94.0	77.000
SM	32769320960.	34897285120.	283680.	49421.0	44029.000
AV	45512944.	48468452.	394.	68.6	61.151
MONTHLY SUMMARY (OCT)					
MN	10453994.	13409496.	394.	32.0	30.000
MX	59252696.	62208196.	394.	82.0	67.000
SM	18516703232.	20715595776.	293136.	42445.0	38210.000
AV	24888042.	27843542.	394.	57.0	51.358
MONTHLY SUMMARY (NOV)					
MN	9228663.	12184166.	381.	28.0	25.000
MX	96724720.	287669376.	381.	82.0	73.000
SM	14647620608.	16775584768.	274320.	33256.0	29843.000
AV	20343918.	23299424.	381.	46.2	41.449
MONTHLY SUMMARY (DEC)					
MN	7810157.	10765658.	381.	15.0	13.000
MX	26585578.	29541078.	381.	62.0	58.000
SM	11143200768.	13342093312.	283464.	26096.0	23480.000
AV	14977420.	17932922.	381.	35.1	31.559
YEARLY SUMMARY					
MN	6922767.	9878268.	381.	6.0	4.000
MX	147680784.	785687232.	394.	96.0	80.000
SM	290141503488.	316031664128.	3385296.	476532.0	424283.000
AV	33121176.	36076672.	386.	54.4	48.434

MMDDHH	OPEN-CEN T-CHLR LOAD BTU/HR	OPEN-CEN T-CHLR ELECTRIC USE BTU/HR	OPEN-CEN T-CHLR SIZES RUNNING	CERAMIC-TWR FAN ELEC BTU/HR	CERAMIC-TWR PUMP ELEC BTU/HR
	----(1)	----(3)	----(6)	----(20)	----(21)
MONTHLY SUMMARY (JAN)					
MN	9878268.	2690966.	3.	0.	1022120.
MX	25758624.	4095780.	3.	382448.	1022120.
SM	13171461120.	2478372864.	2232.	108702336.	760457216.
AV	17703576.	3331146.	3.	146105.	1022120.
MONTHLY SUMMARY (FEB)					
MN	9998892.	2699473.	3.	0.	1022120.
MX	28231956.	4365949.	3.	396547.	1022120.
SM	12372588544.	2281752832.	2016.	113381760.	686864576.
AV	18411590.	3395466.	3.	168723.	1022120.
MONTHLY SUMMARY (MAR)					
MN	11649790.	2819251.	3.	0.	1022120.
MX	50363100.	7392417.	3.	632600.	1022120.
SM	15229872128.	2675034880.	2232.	162455264.	760457216.
AV	20470258.	3595477.	3.	218354.	1022120.
MONTHLY SUMMARY (APR)					
MN	12158838.	2857440.	3.	0.	1022120.
MX	53674396.	7938756.	3.	998647.	1022120.
SM	17020091392.	2839074560.	2160.	202715792.	735926336.
AV	23639016.	3943159.	3.	281550.	1022120.
MONTHLY SUMMARY (MAY)					
MN	13566770.	2966142.	3.	0.	1022120.
MX	64333400.	9898878.	3.	1114521.	1022120.
SM	24956692480.	3879078400.	2232.	348553184.	760457216.
AV	33543942.	5213815.	3.	468485.	1022120.
MONTHLY SUMMARY (JUN)					
MN	16801658.	4498627.	5.	438884.	1703533.
MX	105579776.	17690278.	5.	1114521.	1703533.
SM	41178693632.	6666675712.	3600.	610267776.	1226543360.
AV	57192632.	9259272.	5.	847594.	1703533.
MONTHLY SUMMARY (JUL)					
MN	19368710.	4683051.	5.	459963.	1703533.
MX	104553120.	17733452.	5.	1114521.	1703533.
SM	53149376512.	8580954112.	3720.	742694976.	1267428096.
AV	71437336.	11533540.	5.	998246.	1703532.

	OPEN-CEN T-CHLR LOAD BTU/HR ----(1)	OPEN-CEN T-CHLR ELECTRIC USE BTU/HR ----(3)	OPEN-CEN T-CHLR SIZES RUNNING ----(6)	CERAMIC- TWR FAN ELEC BTU/HR ----(20)	CERAMIC- TWR PUMP ELEC BTU/HR ----(21)
MONTHLY SUMMARY (AUG)					
MN	17537750.	4550599.	5.	445071.	1703533.
MX	104646168.	17714352.	5.	1114521.	1703533.
SM	50623107072.	8102352896.	3720.	725204160.	1267428096.
AV	68041808.	10890259.	5.	974737.	1703532.
MONTHLY SUMMARY (SEP)					
MN	15428822.	4403656.	5.	427027.	1703533.
MX	105291320.	17654272.	5.	1114521.	1703533.
SM	34897285120.	5843448320.	3600.	549373696.	1226543360.
AV	48468452.	8115901.	5.	763019.	1703533.
MONTHLY SUMMARY (OCT)					
MN	13409496.	4268602.	5.	408807.	1703533.
MX	62208196.	9059091.	5.	1114521.	1703533.
SM	20715595776.	4050152192.	3720.	397904640.	1267428096.
AV	27843542.	5443753.	5.	534818.	1703532.
MONTHLY SUMMARY (NOV)					
MN	12184166.	2859355.	3.	0.	1022120.
MX	64484824.	10157030.	3.	1114521.	1022120.
SM	16415405056.	2844613376.	2160.	189553680.	735926336.
AV	22799174.	3950852.	3.	263269.	1022120.
MONTHLY SUMMARY (DEC)					
MN	10765658.	2754330.	3.	0.	1022120.
MX	29541078.	4514518.	3.	409149.	1022120.
SM	13342093312.	2492922880.	2232.	119029160.	760457216.
AV	17932922.	3350703.	3.	159985.	1022120.
YEARLY SUMMARY					
MN	9878268.	2690966.	3.	0.	1022120.
MX	105579776.	17733452.	5.	1114521.	1703533.
SM	313072222208.	52734435328.	33624.	4269836544.	11455917056.
AV	35738840.	6019913.	4.	487424.	1307753.

MMDDHH	STM-BOIL ER LOAD BTU/HR ----(1)	STM-BOIL ER ELECTRIC USE BTU/HR ----(3)	STM-BOIL ER FUEL USE BTU/HR ----(4)	CTANK-ST ORAGE ENERGY RELEASED BTU/HR ----(1)	CTANK-ST ORAGE ENERGY STORED BTU/HR ----(4)	CTANK-ST ORAGE SIZES RUNNING ----(6)	CTANK-ST ORAGE CAPACITY RUNNING BTU/HR ----(7)	CTANK-ST ORAGE ENERGY AVAILABL BTU/HR ----(8)
MONTHLY SUMMARY (JAN)								
MN	7781551.	684776.	13224786.	0.	0.	0.	0.	0.
MX	109598496.	2461150.	142951632.	0.	0.	0.	0.	0.
SM	45429723136.	1781912320.	64664276992.	0.	0.	0.	0.	0.
AV	61061456.	2395044.	86914352.	0.	0.	0.	0.	0.
MONTHLY SUMMARY (FEB)								
MN	2999430.	263950.	5097547.	0.	0.	0.	0.	0.
MX	111870432.	2461150.	145431552.	0.	0.	0.	0.	0.
SM	36203253760.	1573002240.	52422246400.	0.	0.	0.	0.	0.
AV	53873888.	2340777.	78009296.	0.	0.	0.	0.	0.
MONTHLY SUMMARY (MAR)								
MN	1147940.	101019.	1950930.	0.	0.	0.	0.	0.
MX	78964384.	2461150.	108583320.	0.	0.	0.	0.	0.
SM	28332677120.	1551163264.	43002388480.	0.	0.	0.	0.	0.
AV	38081556.	2084897.	57798908.	0.	0.	0.	0.	0.
MONTHLY SUMMARY (APR)								
MN	0.	0.	0.	0.	0.	0.	0.	0.
MX	66767344.	2461150.	94417736.	0.	0.	0.	0.	0.
SM	16212275200.	1114417920.	25863563264.	0.	0.	0.	0.	0.
AV	22517048.	1547803.	35921616.	0.	0.	0.	0.	0.
MONTHLY SUMMARY (MAY)								
MN	0.	0.	0.	0.	0.	0.	0.	0.
MX	53165060.	2461150.	78296448.	0.	0.	0.	0.	0.
SM	6802996224.	527435072.	11180479488.	0.	0.	0.	0.	0.
AV	9143812.	708918.	15027526.	0.	0.	0.	0.	0.
MONTHLY SUMMARY (JUN)								
MN	0.	0.	0.	0.	0.	0.	0.	0.
MX	17885370.	1573913.	30396278.	0.	0.	0.	0.	0.
SM	813765376.	71611336.	1382998528.	0.	0.	0.	0.	0.
AV	1130230.	99460.	1920831.	0.	0.	0.	0.	0.
MONTHLY SUMMARY (JUL)								
MN	0.	0.	0.	0.	0.	0.	0.	0.
MX	11719003.	1031272.	19916506.	0.	0.	0.	0.	0.
SM	150781872.	13268803.	256254544.	0.	0.	0.	0.	0.
AV	202664.	17834.	344428.	0.	0.	0.	0.	0.

ALLG Engine Driven Chiller C.O.P. 1.7 4KW IN ACCESS.

ENTECH ENGINEERING EZDOE - ELITE SOFTWARE DEVELOPMENT INC DOE-2.1D 5/31/1995 9:32:19
PDL RUN 1
READING, PA 19603
REPORT- BEPS ESTIMATED BUILDING ENERGY PERFORMANCE WEATHER FILE- BALTIMORE, MD

ENERGY TYPE IN SITE MBTU - CATEGORY OF USE	ELECTRICITY	NATURAL-GAS
SPACE HEAT	10914.29	315598.86
SPACE COOL	4114.67	100718.74
HVAC AUX	53283.52	0.00
DOM HOT WTR	0.00	0.00
AUX SOLAR	0.00	0.00
LIGHTS	154501.56	0.00
VERT TRANS	0.00	0.00
MISC EQUIP	127947.05	0.00
TOTAL	350761.09	416317.60

TOTAL SITE ENERGY 767075.48 MBTU 322.2 KBTU/SQFT-YR GROSS-AREA 322.2 KBTU/SQFT-YR NET-AREA
TOTAL SOURCE ENERGY 1469644.80 MBTU 617.3 KBTU/SQFT-YR GROSS-AREA 617.3 KBTU/SQFT-YR NET-AREA

PERCENT OF HOURS ANY SYSTEM ZONE OUTSIDE OF THROTTLING RANGE = 96.1
PERCENT OF HOURS ANY PLANT LOAD NOT SATISFIED = 78.2

NOTE ELECTRICITY AND/OR FUEL USED TO GENERATE ELECTRICITY IS APPORTIONED BASED ON THE YEARLY DEMAND. ALL OTHER ENERGY TYPES ARE APPORTIONED HOURLY.

MMDDHH	ENG-CHLR LOAD BTU/HR ----(1)	ENG-CHLR ELECTRIC USE BTU/HR ----(3)	ENG-CHLR STEAM USE BTU/HR ----(4)	ENG-CHLR COP FRAC.OR MULT. ----(16)	CERAMIC-TWR FAN ELEC BTU/HR ----(20)	CERAMIC-TWR PUMP ELEC BTU/HR ----(21)
MONTHLY SUMMARY (JAN)						
MN	9878268.	14280.	4621685.	1.660	114442.	340707.
MX	21037524.	14280.	12053630.	2.137	114714.	340707.
SM	13018886144.	10624321.	7420282880.	1332.821	85347288.	253485728.
AV	17498502.	14280.	9973498.	1.791	114714.	340707.
MONTHLY SUMMARY (FEB)						
MN	9998892.	14280.	4689382.	1.670	114714.	340707.
MX	21007870.	14280.	12120413.	2.132	114714.	340707.
SM	12058471424.	9596161.	6926555136.	1191.053	77088128.	228954848.
AV	17944154.	14280.	10307374.	1.772	114714.	340707.
MONTHLY SUMMARY (MAR)						
MN	11649790.	14280.	5607204.	1.584	114714.	340707.
MX	20814512.	14280.	12380138.	2.078	114714.	340707.
SM	13982333952.	10624321.	8133468160.	1291.253	85347560.	253485728.
AV	18793460.	14280.	10932081.	1.736	114714.	340707.
MONTHLY SUMMARY (APR)						
MN	12158838.	14280.	5896852.	1.576	114714.	340707.
MX	20814512.	14280.	12703822.	2.062	114714.	340707.
SM	13932895232.	10281601.	8194093568.	1230.920	82594416.	245308768.
AV	19351244.	14280.	11380686.	1.710	114714.	340707.
MONTHLY SUMMARY (MAY)						
MN	13566770.	14280.	6908758.	1.556	114714.	340707.
MX	20814512.	14280.	12814998.	1.964	114714.	340707.
SM	14806548480.	10624321.	8927243264.	1237.167	85347560.	253485728.
AV	19901274.	14280.	11998983.	1.663	114714.	340707.
MONTHLY SUMMARY (JUN)						
MN	16801658.	14280.	9475003.	1.456	114714.	340707.
MX	20814512.	14280.	13313359.	1.773	114714.	340707.
SM	14399915008.	10281601.	9060468736.	1145.463	82594416.	245308768.
AV	19999882.	14280.	12583984.	1.591	114714.	340707.
MONTHLY SUMMARY (JUL)						
MN	19152342.	14280.	11949277.	1.430	114714.	340707.
MX	20587382.	14280.	13460356.	1.692	114714.	340707.
SM	14772523008.	10624321.	9532713984.	1153.696	85347560.	253485728.
AV	19855542.	14280.	12812788.	1.551	114714.	340707.

	ENG-CHLR LOAD BTU/HR ----(1)	ENG-CHLR ELECTRIC USE BTU/HR ----(3)	ENG-CHLR STEAM USE BTU/HR ----(4)	ENG-CHLR COP FRAC.OR MULT. ----(16)	CERAMIC-TWR FAN ELEC BTU/HR ----(20)	CERAMIC-TWR PUMP ELEC BTU/HR ----(21)
MONTHLY SUMMARY (AUG)						
MN	18402000.	14280.	10677252.	1.443	114714.	340707.
MX	20587382.	14280.	13383067.	1.723	114714.	340707.
SM	14803582976.	10624321.	9492826112.	1160.836	85347560.	253485728.
AV	19897288.	14280.	12759175.	1.560	114714.	340707.
MONTHLY SUMMARY (SEP)						
MN	15428822.	14280.	8391948.	1.469	114714.	340707.
MX	20814512.	14280.	13244212.	1.839	114714.	340707.
SM	14381743104.	10281601.	8900113408.	1165.738	82594416.	245308768.
AV	19974644.	14280.	12361269.	1.619	114714.	340707.
MONTHLY SUMMARY (OCT)						
MN	13409496.	14280.	6812107.	1.562	114714.	340707.
MX	20814512.	14280.	12738061.	1.968	114714.	340707.
SM	14567443456.	10624321.	8685906944.	1253.252	85347560.	253485728.
AV	19579898.	14280.	11674606.	1.684	114714.	340707.
MONTHLY SUMMARY (NOV)						
MN	12184164.	14280.	5914130.	1.517	114714.	340707.
MX	20814512.	14280.	13001321.	2.060	114714.	340707.
SM	13451953152.	10281601.	7868172288.	1245.811	82594416.	245308768.
AV	18683268.	14280.	10928017.	1.730	114714.	340707.
MONTHLY SUMMARY (DEC)						
MN	10765658.	14280.	5104090.	1.617	114714.	340707.
MX	20314526.	14280.	12198897.	2.109	114714.	340707.
SM	13225072640.	10624321.	7577196544.	1323.715	85347560.	253485728.
AV	17775636.	14280.	10184404.	1.779	114714.	340707.
YEARLY SUMMARY						
MN	9878268.	14280.	4621685.	1.430	114442.	340707.
MX	21037524.	14280.	13460356.	2.137	114714.	340707.
SM	167401357312.	125092808.	100719042560.	14731.724	1004898560.	2984590080.
AV	19109744.	14280.	11497608.	1.682	114714.	340707.

ENTECH ENGINEERING EZDOE - ELITE SOFTWARE DEVELOPMENT INC DOE-2.1D 5/31/1995 9:32:19

EDL RUN 1

READING, PA 19603

REPORT- ES-D SUMMARY OF FUEL AND UTILITY USE AND COSTS

MONTH	ELECTRIC UNIT= 3413.00	NTRL-GAS UNIT= 1030000.00
JAN		
ENERGY CONSUMPTION (UNIT/MO)	8979052.	69985.
PEAK DEMAND (UNIT/HR)	15390.	149.
TOTAL COST ($)	403528.75	265943.16
FEB		
ENERGY CONSUMPTION (UNIT/MO)	8099424.	57620.
PEAK DEMAND (UNIT/HR)	15390.	153.
TOTAL COST ($)	363971.50	218956.73
MAR		
ENERGY CONSUMPTION (UNIT/MO)	8911435.	49646.
PEAK DEMAND (UNIT/HR)	15390.	112.
TOTAL COST ($)	404545.13	188656.58
APR		
ENERGY CONSUMPTION (UNIT/MO)	8510660.	33066.
PEAK DEMAND (UNIT/HR)	15390.	101.
TOTAL COST ($)	381465.75	125649.66
MAY		
ENERGY CONSUMPTION (UNIT/MO)	8611452.	19522.
PEAK DEMAND (UNIT/HR)	15390.	84.
TOTAL COST ($)	389093.19	74183.78
JUN		
ENERGY CONSUMPTION (UNIT/MO)	8205102.	10139.
PEAK DEMAND (UNIT/HR)	14861.	39.
TOTAL COST ($)	374230.06	38529.27
JUL		
ENERGY CONSUMPTION (UNIT/MO)	8460811.	9504.
PEAK DEMAND (UNIT/HR)	14669.	31.
TOTAL COST ($)	374212.50	36114.64
AUG		
ENERGY CONSUMPTION (UNIT/MO)	8468852.	9980.
PEAK DEMAND (UNIT/HR)	14736.	40.
TOTAL COST ($)	387492.50	37923.60
SEP		
ENERGY CONSUMPTION (UNIT/MO)	8244770.	12535.
PEAK DEMAND (UNIT/HR)	15162.	61.
TOTAL COST ($)	367069.63	47633.27
OCT		
ENERGY CONSUMPTION (UNIT/MO)	8700037.	25953.
PEAK DEMAND (UNIT/HR)	15162.	94.
TOTAL COST ($)	387988.06	98622.37
NOV		
ENERGY CONSUMPTION (UNIT/MO)	8599211.	42986.
PEAK DEMAND (UNIT/HR)	15390.	102.
TOTAL COST ($)	385659.63	163347.61
DEC		
ENERGY CONSUMPTION (UNIT/MO)	8980737.	63255.
PEAK DEMAND (UNIT/HR)	15390.	128.
TOTAL COST ($)	401450.66	240367.91
TOTAL		
ENERGY CONSUMPTION (UNIT/YR)	102771544.	404192.
PEAK DEMAND (UNIT/HR)	15390.	153.
TOTAL COST ($)	4620707.00	1535928.50

Alt 6 Two Stage Steam absorption chiller C.O.P ≤ 1.0

PDL RUN 1
READING, PA 19603
REPORT- BEPS ESTIMATED BUILDING ENERGY PERFORMANCE WEATHER FILE- BALTIMORE, MD

ENERGY TYPE IN SITE MBTU - CATEGORY OF USE	ELECTRICITY	NATURAL-GAS
SPACE HEAT	9505.31	307651.22
SPACE COOL	16785.97	252311.24
HVAC AUX	53283.48	0.00
DOM HOT WTR	0.00	0.00
AUX SOLAR	0.00	0.00
LIGHTS	154501.43	0.00
VERT TRANS	0.00	0.00
MISC EQUIP	127946.94	0.00
TOTAL	362023.12	559962.46

TOTAL SITE ENERGY 921982.99 MBTU 387.3 KBTU/SQFT-YR GROSS-AREA 387.3 KBTU/SQFT-YR NET-AREA
TOTAL SOURCE ENERGY 1647112.62 MBTU 691.8 KBTU/SQFT-YR GROSS-AREA 691.8 KBTU/SQFT-YR NET-AREA

PERCENT OF HOURS ANY SYSTEM ZONE OUTSIDE OF THROTTLING RANGE = 96.1
PERCENT OF HOURS ANY PLANT LOAD NOT SATISFIED = 80.2

NOTE ELECTRICITY AND/OR FUEL USED TO GENERATE ELECTRICITY IS APPORTIONED BASED ON THE YEARLY DEMAND. ALL OTHER ENERGY TYPES ARE APPORTIONED HOURLY.

MMDDHH	ABSOR2-C HLR LOAD BTU/HR ----(1)	ABSOR2-C HLR ELECTRIC USE BTU/HR ----(3)	ABSOR2-C HLR STEAM USE BTU/HR ----(4)	ABSOR2-C HLR HEAT IN RATIO BTU/BTU ----(16)	CERAMIC- TWR FAN ELEC BTU/HR ----(20)	CERAMIC- TWR PUMP ELEC BTU/HR ----(21)
MONTHLY SUMMARY (JAN)						
MN	9878268.	142800.	9755078.	0.478	117437.	408848.
MX	20767032.	142800.	20280130.	0.994	117437.	408848.
SM	12939603968.	106243200.	13049927680.	639.702	87373464.	304182880.
AV	17391940.	142800.	17540226.	0.860	117437.	408848.
MONTHLY SUMMARY (FEB)						
MN	9998892.	142800.	9925340.	0.487	117437.	408848.
MX	20636654.	142800.	20441584.	1.002	117437.	408848.
SM	11966147584.	95961600.	12070671360.	591.700	78917976.	274745824.
AV	17806768.	142800.	17962308.	0.881	117437.	408848.
MONTHLY SUMMARY (MAR)						
MN	11649790.	142800.	11753479.	0.576	117437.	408848.
MX	20820312.	142800.	21005624.	1.030	117437.	408848.
SM	13827356672.	106243200.	13959863296.	684.307	87373464.	304182880.
AV	18585156.	142800.	18763258.	0.920	117437.	408848.
MONTHLY SUMMARY (APR)						
MN	12158838.	142800.	12267058.	0.601	117437.	408848.
MX	20820312.	142800.	21005624.	1.030	117437.	408848.
SM	13598764032.	102816000.	13833171968.	678.097	84554968.	294370528.
AV	18887172.	142800.	19212738.	0.942	117437.	408848.
MONTHLY SUMMARY (MAY)						
MN	13077848.	142800.	13687521.	0.671	117437.	408848.
MX	20820312.	142800.	21005624.	1.030	117437.	408848.
SM	13506153472.	106243200.	14220453888.	697.081	87373464.	304182880.
AV	18153432.	142800.	19113514.	0.937	117437.	408848.
MONTHLY SUMMARY (JUN)						
MN	8129122.	142800.	10866674.	0.533	117437.	408848.
MX	20820312.	142800.	21005624.	1.030	117437.	408848.
SM	11180835840.	102816000.	12652231680.	620.207	84554968.	294370528.
AV	15528939.	142800.	17572544.	0.861	117437.	408848.
MONTHLY SUMMARY (JUL)						
MN	3079621.	142800.	4488244.	0.220	117437.	408848.
MX	20284712.	142800.	20666760.	1.013	117437.	408848.
SM	10361350144.	106243200.	12175726592.	596.849	87373464.	304182880.
AV	13926546.	142800.	16365224.	0.802	117437.	408848.

PDL RUN 1
READING, PA 19603
REP_1 = HOURLY-REPORT
PAGE 2- 1

	ABSOR2-C HLR LOAD BTU/HR ----(1)	ABSOR2-C HLR ELECTRIC USE BTU/HR ----(3)	ABSOR2-C HLR STEAM USE BTU/HR ----(4)	ABSOR2-C HLR HEAT IN RATIO BTU/BTU ----(16)	CERAMIC- TWR FAN ELEC BTU/HR ----(20)	CERAMIC- TWR PUMP ELEC BTU/HR ----(21)
MONTHLY SUMMARY (AUG)						
MN	5897510.	142800.	8200202.	0.402	117437.	408848.
MX	19871842.	142800.	20457986.	1.003	117437.	408848.
SM	10523711488.	106243200.	12375302144.	606.632	87373464.	304182880.
AV	14144774.	142800.	16633471.	0.815	117437.	408848.
MONTHLY SUMMARY (SEP)						
MN	8530775.	142800.	11113586.	0.545	117437.	408848.
MX	20820312.	142800.	21005624.	1.030	117437.	408848.
SM	11970027520.	102816000.	13105483776.	642.426	84554968.	294370528.
AV	16625038.	142800.	18202060.	0.892	117437.	408848.
MONTHLY SUMMARY (OCT)						
MN	13409496.	142800.	13528848.	0.663	117437.	408848.
MX	20820312.	142800.	21005624.	1.030	117437.	408848.
SM	13668769792.	106243200.	14201334784.	696.144	87373464.	304182880.
AV	18372002.	142800.	19087816.	0.936	117437.	408848.
MONTHLY SUMMARY (NOV)						
MN	11996625.	142800.	12292609.	0.603	117437.	408848.
MX	20820312.	142800.	21005624.	1.030	117437.	408848.
SM	12976350208.	102816000.	13249860608.	649.503	84554968.	294370528.
AV	18022708.	142800.	18402584.	0.902	117437.	408848.
MONTHLY SUMMARY (DEC)						
MN	10765657.	142800.	10861476.	0.532	117437.	408848.
MX	20124510.	142800.	20303630.	0.995	117437.	408848.
SM	13151798272.	106243200.	13275147264.	650.742	87373464.	304182880.
AV	17677148.	142800.	17842940.	0.875	117437.	408848.
YEARLY SUMMARY						
MN	3079621.	142800.	4488244.	0.220	117437.	408848.
MX	20820312.	142800.	21005624.	1.030	117437.	408848.
SM	149670871040.	1250928000.	158169186304.	7753.391	1028752000.	3581508096.
AV	17085716.	142800.	18055844.	0.885	117437.	408848.

EDL RUN 1
READING, PA 19603

REPORT- ES-D SUMMARY OF FUEL AND UTILITY USE AND COSTS

MONTH	ELECTRIC UNIT= 3413.00	NTRL-GAS UNIT= 1030000.00
JAN		
ENERGY CONSUMPTION (UNIT/MO)	9133223.	80074.
PEAK DEMAND (UNIT/HR)	15580.	164.
TOTAL COST ($)	410356.31	304282.97
FEB		
ENERGY CONSUMPTION (UNIT/MO)	8247129.	67043.
PEAK DEMAND (UNIT/HR)	15580.	166.
TOTAL COST ($)	370586.50	254763.45
MAR		
ENERGY CONSUMPTION (UNIT/MO)	9118826.	61187.
PEAK DEMAND (UNIT/HR)	15580.	126.
TOTAL COST ($)	413965.25	232509.38
APR		
ENERGY CONSUMPTION (UNIT/MO)	8786221.	45723.
PEAK DEMAND (UNIT/HR)	15580.	115.
TOTAL COST ($)	393941.59	173748.48
MAY		
ENERGY CONSUMPTION (UNIT/MO)	8979015.	33562.
PEAK DEMAND (UNIT/HR)	15580.	99.
TOTAL COST ($)	405528.56	127535.42
JUN		
ENERGY CONSUMPTION (UNIT/MO)	8573026.	22213.
PEAK DEMAND (UNIT/HR)	15352.	58.
TOTAL COST ($)	390411.13	84407.86
JUL		
ENERGY CONSUMPTION (UNIT/MO)	8818216.	20339.
PEAK DEMAND (UNIT/HR)	15252.	52.
TOTAL COST ($)	389445.75	77287.40
AUG		
ENERGY CONSUMPTION (UNIT/MO)	8831212.	21180.
PEAK DEMAND (UNIT/HR)	15307.	59.
TOTAL COST ($)	403453.81	80482.11
SEP		
ENERGY CONSUMPTION (UNIT/MO)	8615569.	25358.
PEAK DEMAND (UNIT/HR)	15352.	75.
TOTAL COST ($)	383157.13	96361.56
OCT		
ENERGY CONSUMPTION (UNIT/MO)	9032830.	39582.
PEAK DEMAND (UNIT/HR)	15580.	108.
TOTAL COST ($)	402805.09	150412.09
NOV		
ENERGY CONSUMPTION (UNIT/MO)	8803291.	53945.
PEAK DEMAND (UNIT/HR)	15580.	116.
TOTAL COST ($)	394791.16	204990.75
DEC		
ENERGY CONSUMPTION (UNIT/MO)	9132441.	73447.
PEAK DEMAND (UNIT/HR)	15580.	142.
TOTAL COST ($)	408165.41	279097.03
TOTAL		
ENERGY CONSUMPTION (UNIT/YR)	106070992.	543652.
PEAK DEMAND (UNIT/HR)	15580.	166.
TOTAL COST ($)	4766607.50	2065878.63

Alt 6 New Electric @ .55 KW/TON

ENERGY TYPE IN SITE MBTU - CATEGORY OF USE	ELECTRICITY	NATURAL-GAS
SPACE HEAT	10913.99	315598.86
SPACE COOL	32914.06	0.00
HVAC AUX	53282.06	0.00
DOM HOT WTR	0.00	0.00
AUX SOLAR	0.00	0.00
LIGHTS	154497.34	0.00
VERT TRANS	0.00	0.00
MISC EQUIP	127943.55	0.00
TOTAL	379550.99	315598.86

TOTAL SITE ENERGY 695157.13 MBTU 292.0 KBTU/SQFT-YR GROSS-AREA 292.0 KBTU/SQFT-YR NET-AREA
TOTAL SOURCE ENERGY 1455414.58 MBTU 611.3 KBTU/SQFT-YR GROSS-AREA 611.3 KBTU/SQFT-YR NET-AREA

PERCENT OF HOURS ANY SYSTEM ZONE OUTSIDE OF THROTTLING RANGE = 96.1
PERCENT OF HOURS ANY PLANT LOAD NOT SATISFIED = 77.5

NOTE ELECTRICITY AND/OR FUEL USED TO GENERATE ELECTRICITY IS APPORTIONED BASED ON THE YEARLY DEMAND. ALL OTHER ENERGY TYPES ARE APPORTIONED HOURLY.

MMDDHH	OPEN-CEN T-CHLR LOAD BTU/HR ----(1)	OPEN-CEN T-CHLR ELECTRIC USE BTU/HR ----(3)	OPEN-CEN T-CHLR ADJUSTED EIR BTU/BTU ----(16)	CERAMIC-TWR FAN ELEC BTU/HR ----(20)	CERAMIC-TWR PUMP ELEC BTU/HR ----(21)
MONTHLY SUMMARY (JAN)					
MN	9878268.	1518342.	0.074	112266.	340707.
MX	20845828.	3514931.	0.172	114714.	340707.
SM	13039354880.	2192472832.	107.474	85332680.	253485728.
AV	17526014.	2946872.	0.144	114694.	340707.
MONTHLY SUMMARY (FEB)					
MN	9998892.	1532492.	0.075	112608.	340707.
MX	20846472.	3510549.	0.172	114714.	340707.
SM	12077870080.	2039814400.	99.991	77079048.	228954848.
AV	17973020.	3035438.	0.149	114701.	340707.
MONTHLY SUMMARY (MAR)					
MN	11649790.	1778207.	0.087	114714.	340707.
MX	20736154.	3543578.	0.174	114714.	340707.
SM	14013953024.	2381764608.	116.753	85347560.	253485728.
AV	18835958.	3201297.	0.157	114714.	340707.
MONTHLY SUMMARY (APR)					
MN	12158838.	1860910.	0.091	114714.	340707.
MX	20736154.	3547454.	0.174	114714.	340707.
SM	13951238144.	2384152320.	116.870	82594416.	245308768.
AV	19376720.	3311323.	0.162	114714.	340707.
MONTHLY SUMMARY (MAY)					
MN	13566770.	2111536.	0.104	114714.	340707.
MX	20736154.	3552018.	0.174	114714.	340707.
SM	14777086976.	2562842112.	125.630	85347560.	253485728.
AV	19861676.	3444680.	0.169	114714.	340707.
MONTHLY SUMMARY (JUN)					
MN	16801698.	2837226.	0.139	114714.	340707.
MX	20736154.	3557559.	0.174	114714.	340707.
SM	14211720192.	2541078784.	124.563	82594416.	245308768.
AV	19738500.	3529276.	0.173	114714.	340707.
MONTHLY SUMMARY (JUL)					
MN	17809932.	3490677.	0.171	114714.	340707.
MX	20427042.	3560064.	0.175	114714.	340707.
SM	14434712576.	2634489088.	129.142	85347560.	253485728.
AV	19401496.	3540980.	0.174	114714.	340707.

	OPEN-CEN T-CHLR LOAD BTU/HR ----(1)	OPEN-CEN T-CHLR ELECTRIC USE BTU/HR ----(3)	OPEN-CEN T-CHLR ADJUSTED EIR BTU/BTU ----(16)	CERAMIC-TWR FAN ELEC BTU/HR ----(20)	CERAMIC-TWR PUMP ELEC BTU/HR ----(21)
MONTHLY SUMMARY (AUG)					
MN	18022048.	3117811.	0.153	114714.	340707.
MX	20380426.	3557177.	0.174	114714.	340707.
SM	14520425472.	2634964736.	129.165	85347560.	253485728.
AV	19516700.	3541619.	0.174	114714.	340707.
MONTHLY SUMMARY (SEP)					
MN	15428824.	2485504.	0.122	114714.	340707.
MX	20736154.	3557092.	0.174	114714.	340707.
SM	14230432768.	2516543744.	123.360	82594416.	245308768.
AV	19764490.	3495200.	0.171	114714.	340707.
MONTHLY SUMMARY (OCT)					
MN	13409496.	2088297.	0.102	114714.	340707.
MX	20736154.	3551963.	0.174	114714.	340707.
SM	14559712256.	2507058944.	122.895	85347560.	253485728.
AV	19569506.	3369703.	0.165	114714.	340707.
MONTHLY SUMMARY (NOV)					
MN	12184163.	1865919.	0.091	114714.	340707.
MX	20736154.	3554755.	0.174	114714.	340707.
SM	13457640448.	2296074240.	112.553	82594416.	245308768.
AV	18691168.	3188992.	0.156	114714.	340707.
MONTHLY SUMMARY (DEC)					
MN	10765658.	1638266.	0.080	114699.	340707.
MX	20353066.	3534298.	0.173	114714.	340707.
SM	13239073792.	2233955072.	109.508	85347544.	253485728.
AV	17794454.	3002628.	0.147	114714.	340707.
YEARLY SUMMARY					
MN	9878268.	1518342.	0.074	112266.	340707.
MX	20846472.	3560064.	0.175	114714.	340707.
SM	166513213440.	28925208576.	1417.902	1004874816.	2984590080.
AV	19008358.	3301965.	0.162	114712.	340707.

EDL RUN 1
READING, PA 19603
REPORT- ES-D SUMMARY OF FUEL AND UTILITY USE AND COSTS

MONTH	ELECTRIC UNIT= 3413.00	NTRL-GAS UNIT= 1030000.00
JAN		
ENERGY CONSUMPTION (UNIT/MO)	9618296.	62781.
PEAK DEMAND (UNIT/HR)	16411.	139.
TOTAL COST ($)	432245.38	238567.28
FEB		
ENERGY CONSUMPTION (UNIT/MO)	8694246.	50895.
PEAK DEMAND (UNIT/HR)	16411.	141.
TOTAL COST ($)	390661.31	193402.52
MAR		
ENERGY CONSUMPTION (UNIT/MO)	9606162.	41750.
PEAK DEMAND (UNIT/HR)	16410.	105.
TOTAL COST ($)	435896.22	158649.66
APR		
ENERGY CONSUMPTION (UNIT/MO)	9206194.	25110.
PEAK DEMAND (UNIT/HR)	16410.	92.
TOTAL COST ($)	412391.91	95419.04
MAY		
ENERGY CONSUMPTION (UNIT/MO)	9359263.	10855.
PEAK DEMAND (UNIT/HR)	16409.	76.
TOTAL COST ($)	422434.28	41248.38
JUN		
ENERGY CONSUMPTION (UNIT/MO)	8946621.	1343.
PEAK DEMAND (UNIT/HR)	15876.	30.
TOTAL COST ($)	406884.63	5102.32
JUL		
ENERGY CONSUMPTION (UNIT/MO)	9229598.	249.
PEAK DEMAND (UNIT/HR)	15704.	19.
TOTAL COST ($)	407126.25	945.41
AUG		
ENERGY CONSUMPTION (UNIT/MO)	9237787.	764.
PEAK DEMAND (UNIT/HR)	15757.	29.
TOTAL COST ($)	421434.38	2901.53
SEP		
ENERGY CONSUMPTION (UNIT/MO)	8979105.	3894.
PEAK DEMAND (UNIT/HR)	16183.	49.
TOTAL COST ($)	398792.09	14797.86
OCT		
ENERGY CONSUMPTION (UNIT/MO)	9431477.	17520.
PEAK DEMAND (UNIT/HR)	16183.	83.
TOTAL COST ($)	419922.50	66577.29
NOV		
ENERGY CONSUMPTION (UNIT/MO)	9268920.	35347.
PEAK DEMAND (UNIT/HR)	16410.	93.
TOTAL COST ($)	415541.31	134319.38
DEC		
ENERGY CONSUMPTION (UNIT/MO)	9632137.	55898.
PEAK DEMAND (UNIT/HR)	16411.	120.
TOTAL COST ($)	430550.88	212413.25
TOTAL		
ENERGY CONSUMPTION (UNIT/YR)	111209800.	306406.
PEAK DEMAND (UNIT/HR)	16411.	141.
TOTAL COST ($)	4993881.00	1164344.00

A46 Gas-fired Chiller C.O.P 1.2

ENTECH ENGINEERING EZDOE - ELITE SOFTWARE DEVELOPMENT INC DOE-2.1D 5/31/1995 9:53:56
PDL RUN 1
READING, PA 19603
REPORT- BEPS ESTIMATED BUILDING ENERGY PERFORMANCE WEATHER FILE- BALTIMORE, MD

ENERGY TYPE IN SITE MBTU - CATEGORY OF USE	ELECTRICITY	NATURAL-GAS
SPACE HEAT	10913.79	315598.86
SPACE COOL	5879.23	149529.38
HVAC AUX	53281.10	0.00
DOM HOT WTR	0.00	0.00
AUX SOLAR	0.00	0.00
LIGHTS	154494.55	0.00
VERT TRANS	0.00	0.00
MISC EQUIP	127941.23	0.00
TOTAL	352509.89	465128.26

TOTAL SITE ENERGY 817652.30 MBTU 343.4 KBTU/SQFT-YR GROSS-AREA 343.4 KBTU/SQFT-YR NET-AREA
TOTAL SOURCE ENERGY 1523758.79 MBTU 640.0 KBTU/SQFT-YR GROSS-AREA 640.0 KBTU/SQFT-YR NET-AREA

PERCENT OF HOURS ANY SYSTEM ZONE OUTSIDE OF THROTTLING RANGE = 96.1
PERCENT OF HOURS ANY PLANT LOAD NOT SATISFIED = 76.2

NOTE ELECTRICITY AND/OR FUEL USED TO GENERATE ELECTRICITY IS APPORTIONED BASED ON THE YEARLY DEMAND. ALL OTHER ENERGY TYPES ARE APPORTIONED HOURLY.

PDL RUN 1
READING, PA 19603
REP_1 = HOURLY-REPORT
PAGE 1- 1

MMDDHH	ABSORG-C HLR LOAD BTU/HR ----(1)	ABSORG-C HLR ELECTRIC USE BTU/HR ----(3)	ABSORG-C HLR FUELUSE COOLING BTU/HR ----(4)	ABSORG-C HLR HEAT INP RATIO FRAC.OR MULT. ----(17)	CERAMIC-TWR FAN ELEC BTU/HR ----(20)	CERAMIC-TWR PUMP ELEC BTU/HR ----(21)
MONTHLY SUMMARY (JAN)						
MN	9878268.	144840.	8362707.	0.410	117437.	408848.
MX	20400000.	144840.	17572676.	0.861	117437.	408848.
SM	13082949632.	107760960.	11133954048.	545.782	87373464.	304182880.
AV	17584610.	144840.	14964992.	0.734	117437.	408848.
MONTHLY SUMMARY (FEB)						
MN	9998893.	144840.	8476593.	0.416	117437.	408848.
MX	20400000.	144840.	17474302.	0.857	117437.	408848.
SM	12119202816.	97332480.	10308560896.	505.322	78917976.	274745824.
AV	18034528.	144840.	15340120.	0.752	117437.	408848.
MONTHLY SUMMARY (MAR)						
MN	11649789.	144840.	9975716.	0.489	117437.	408848.
MX	20400000.	144840.	18929982.	0.928	117437.	408848.
SM	14077641728.	107760960.	11939423232.	585.266	87373464.	304182880.
AV	18921562.	144840.	16047612.	0.787	117437.	408848.
MONTHLY SUMMARY (APR)						
MN	12158838.	144840.	10369869.	0.508	117437.	408848.
MX	20400000.	144840.	19217726.	0.942	117437.	408848.
SM	14008952832.	104284800.	11879950336.	582.351	84554968.	294370528.
AV	19456878.	144840.	16499931.	0.809	117437.	408848.
MONTHLY SUMMARY (MAY)						
MN	13566770.	144840.	11487168.	0.563	117437.	408848.
MX	20400000.	144840.	19820992.	0.972	117437.	408848.
SM	14908018688.	107760960.	12911524864.	632.918	87373464.	304182880.
AV	20037660.	144840.	17354200.	0.851	117437.	408848.
MONTHLY SUMMARY (JUN)						
MN	16801658.	144840.	14205070.	0.696	117437.	408848.
MX	20400000.	144840.	21193336.	1.039	117437.	408848.
SM	14660571136.	104284800.	13547449344.	664.091	84554968.	294370528.
AV	20361904.	144840.	18815902.	0.922	117437.	408848.
MONTHLY SUMMARY (JUL)						
MN	20400000.	144840.	17053278.	0.836	117437.	408848.
MX	20400000.	144840.	21595034.	1.059	117437.	408848.
SM	15177600000.	107760960.	14642057216.	717.748	87373464.	304182880.
AV	20400000.	144840.	19680184.	0.965	117437.	408848.

	ABSORG-C HLR LOAD BTU/HR ----(1)	ABSORG-C HLR ELECTRIC USE BTU/HR ----(3)	ABSORG-C HLR FUELUSE COOLING BTU/HR ----(4)	ABSORG-C HLR HEAT INP RATIO FRAC.OR MULT. ----(17)	CERAMIC-TWR FAN ELEC BTU/HR ----(20)	CERAMIC-TWR PUMP ELEC BTU/HR ----(21)
MONTHLY SUMMARY (AUG)						
MN	17537750.	144840.	14852805.	0.728	117437.	408848.
MX	20400000.	144840.	21389460.	1.049	117437.	408848.
SM	15170971648.	107760960.	14510192640.	711.284	87373464.	304182880.
AV	20391090.	144840.	19502948.	0.956	117437.	408848.
MONTHLY SUMMARY (SEP)						
MN	15428822.	144840.	13026006.	0.639	117437.	408848.
MX	20400000.	144840.	21005760.	1.030	117437.	408848.
SM	14560152576.	104284800.	13150999552.	644.657	84554968.	294370528.
AV	20222434.	144840.	18265278.	0.895	117437.	408848.
MONTHLY SUMMARY (OCT)						
MN	13409496.	144840.	11360382.	0.557	117437.	408848.
MX	20400000.	144840.	19477770.	0.955	117437.	408848.
SM	14653491200.	107760960.	12561997824.	615.784	87373464.	304182880.
AV	19695552.	144840.	16884406.	0.828	117437.	408848.
MONTHLY SUMMARY (NOV)						
MN	12184164.	144840.	10389614.	0.509	117437.	408848.
MX	20400000.	144840.	20344458.	0.997	117437.	408848.
SM	13561594880.	104284800.	11639656448.	570.571	84554968.	294370528.
AV	18835548.	144840.	16166190.	0.792	117437.	408848.
MONTHLY SUMMARY (DEC)						
MN	10765658.	144840.	9164095.	0.449	117437.	408848.
MX	20400000.	144840.	18079344.	0.886	117437.	408848.
SM	13269807104.	107760960.	11304118272.	554.123	87373464.	304182880.
AV	17835762.	144840.	15193707.	0.745	117437.	408848.
YEARLY SUMMARY						
MN	9878268.	144840.	8362707.	0.410	117437.	408848.
MX	20400000.	144840.	21595034.	1.059	117437.	408848.
SM	169250947072.	1268798464.	149529886720.	7329.896	1028752000.	3581508096.
AV	19320884.	144840.	17069622.	0.837	117437.	408848.

ENTECH ENGINEERING EZDOE - ELITE SOFTWARE DEVELOPMENT INC DOE-2.1D 5/31/1995 9:53:56

EDL RUN 1

READING, PA 19603

REPORT- ES-D SUMMARY OF FUEL AND UTILITY USE AND COSTS

MONTH	ELECTRIC UNIT= 3413.00	NTRL-GAS UNIT= 1030000.00
JAN		
ENERGY CONSUMPTION (UNIT/MO)	9022956.	73591.
PEAK DEMAND (UNIT/HR)	15449.	154.
TOTAL COST ($)	405473.56	279643.91
FEB		
ENERGY CONSUMPTION (UNIT/MO)	8139081.	60904.
PEAK DEMAND (UNIT/HR)	15449.	158.
TOTAL COST ($)	365728.56	231433.84
MAR		
ENERGY CONSUMPTION (UNIT/MO)	8955340.	53342.
PEAK DEMAND (UNIT/HR)	15449.	117.
TOTAL COST ($)	406508.06	202697.89
APR		
ENERGY CONSUMPTION (UNIT/MO)	8553154.	36644.
PEAK DEMAND (UNIT/HR)	15449.	106.
TOTAL COST ($)	383344.91	139247.84
MAY		
ENERGY CONSUMPTION (UNIT/MO)	8655362.	23390.
PEAK DEMAND (UNIT/HR)	15449.	90.
TOTAL COST ($)	391046.94	88883.11
JUN		
ENERGY CONSUMPTION (UNIT/MO)	8247588.	14496.
PEAK DEMAND (UNIT/HR)	14920.	44.
TOTAL COST ($)	376100.50	55083.22
JUL		
ENERGY CONSUMPTION (UNIT/MO)	8504710.	14464.
PEAK DEMAND (UNIT/HR)	14728.	36.
TOTAL COST ($)	376092.34	54964.64
AUG		
ENERGY CONSUMPTION (UNIT/MO)	8512752.	14851.
PEAK DEMAND (UNIT/HR)	14795.	45.
TOTAL COST ($)	389430.50	56434.28
SEP		
ENERGY CONSUMPTION (UNIT/MO)	8287259.	16662.
PEAK DEMAND (UNIT/HR)	15221.	66.
TOTAL COST ($)	368901.53	63316.07
OCT		
ENERGY CONSUMPTION (UNIT/MO)	8743943.	29716.
PEAK DEMAND (UNIT/HR)	15221.	99.
TOTAL COST ($)	389887.63	112922.45
NOV		
ENERGY CONSUMPTION (UNIT/MO)	8641702.	46648.
PEAK DEMAND (UNIT/HR)	15449.	107.
TOTAL COST ($)	387538.88	177261.95
DEC		
ENERGY CONSUMPTION (UNIT/MO)	9024640.	66873.
PEAK DEMAND (UNIT/HR)	15449.	134.
TOTAL COST ($)	403386.56	254117.88
TOTAL		
ENERGY CONSUMPTION (UNIT/YR)	103288480.	451581.
PEAK DEMAND (UNIT/HR)	15449.	158.
TOTAL COST ($)	4643440.00	1716007.25

1,200 Tons/Hr Storage

ENTECH ENGINEERING EZDOE - ELITE SOFTWARE DEVELOPMENT INC DOE-2.1D 6/ 5/1995 10:23:13

PDL RUN 1
READING, PA 19603
REP_1 = HOURLY-REPORT
PAGE 1- 1

ACT #7 CHILLED WATER STORAGE

MMDDHH	OPEN-CEN T-CHLR LOAD BTU/HR ----(1)	OPEN-CEN T-CHLR ELECTRIC USE BTU/HR ----(3)	OPEN-CEN T-CHLR SIZES RUNNING ----(6)	CERAMIC-TWR LOAD BTU/HR ----(1)	CERAMIC-TWR FAN ELEC BTU/HR ----(20)	CERAMIC-TWR PUMP ELEC BTU/HR ----(21)
MONTHLY SUMMARY (JAN)						
MN	7604153.	3252076.	1.	10539409.	0.	400831.
MX	23643312.	6504046.	2.	29476180.	318865.	801662.
SM	11505107968.	3749958912.	1154.	14880073728.	64613428.	462559136.
AV	15463855.	5040268.	2.	20000100.	86846.	621719.
MONTHLY SUMMARY (FEB)						
MN	7725983.	3252094.	1.	10661092.	0.	400831.
MX	23764504.	6503864.	2.	29597096.	319308.	801662.
SM	10840133632.	3472866048.	1069.	13965714432.	70106584.	428488512.
AV	16131151.	5167956.	2.	20782314.	104325.	637632.
MONTHLY SUMMARY (MAR)						
MN	9393389.	3252037.	1.	12326497.	0.	400831.
MX	30042880.	6504056.	2.	35742908.	425317.	801662.
SM	13259436032.	4118991360.	1269.	16966528000.	105077080.	508654784.
AV	17821822.	5536279.	2.	22804474.	141233.	683676.
MONTHLY SUMMARY (APR)						
MN	9907528.	3252039.	1.	12840021.	0.	400831.
MX	30345800.	6503964.	2.	35989744.	639975.	801662.
SM	14343021568.	4221911552.	1303.	18142742528.	139249728.	522283104.
AV	19920864.	5863766.	2.	25198254.	193402.	725393.
MONTHLY SUMMARY (MAY)						
MN	11302996.	3252055.	1.	14233825.	0.	400831.
MX	30345800.	6503863.	2.	35989744.	863296.	801662.
SM	18089349120.	4613040128.	1436.	22241087488.	236051456.	575593600.
AV	24313642.	6200323.	2.	29893934.	317273.	773647.
MONTHLY SUMMARY (JUN)						
MN	9016006.	3237220.	1.	11932700.	0.	400831.
MX	60691600.	13718773.	4.	72139464.	1113640.	1603325.
SM	30326816768.	7322349568.	2263.	36916928512.	546493056.	907080960.
AV	42120580.	10169930.	3.	51273512.	759018.	1259835.
MONTHLY SUMMARY (JUL)						
MN	14911776.	6271049.	2.	20731804.	0.	801662.
MX	89708320.	22536138.	6.	107862104.	1113640.	2404987.
SM	37392404480.	9067334656.	2703.	45553008640.	655453632.	1083446400.
AV	50258608.	12187278.	4.	61227164.	880986.	1456245.

PDL RUN 1
READING, PA 19603
REP_1 = HOURLY-REPORT
PAGE 2- 1

	OPEN-CEN T-CHLR LOAD BTU/HR ----(1)	OPEN-CEN T-CHLR ELECTRIC USE BTU/HR ----(3)	OPEN-CEN T-CHLR SIZES RUNNING ----(6)	CERAMIC-TWR LOAD BTU/HR ----(1)	CERAMIC-TWR FAN ELEC BTU/HR ----(20)	CERAMIC-TWR PUMP ELEC BTU/HR ----(21)
MONTHLY SUMMARY (AUG)						
MN	14586235.	3252160.	1.	17513178.	0.	400831.
MX	89277176.	21659110.	6.	107733136.	1113640.	2404987.
SM	36598652928.	8933062656.	2692.	44638408704.	646246848.	1079037568.
AV	49191736.	12006805.	4.	59997860.	868611.	1450319.
MONTHLY SUMMARY (SEP)						
MN	8725346.	3233693.	1.	11642373.	0.	400831.
MX	60691600.	14138610.	4.	72140320.	1113640.	1603325.
SM	26219841536.	6587972096.	2032.	32149016576.	449007840.	814488768.
AV	36416448.	9149961.	3.	44651412.	623622.	1131234.
MONTHLY SUMMARY (OCT)						
MN	6579702.	3233817.	1.	9499195.	0.	400831.
MX	57228504.	12857941.	4.	68749144.	1087323.	1603325.
SM	17281558528.	5040742912.	1559.	21818226688.	204244128.	624895872.
AV	23227902.	6775192.	2.	29325574.	274522.	839914.
MONTHLY SUMMARY (NOV)						
MN	9933108.	3252054.	1.	12865571.	0.	400831.
MX	30345800.	6503928.	2.	36069580.	972711.	801662.
SM	13110975488.	3914056960.	1208.	16633622528.	124979904.	484204064.
AV	18209688.	5436190.	2.	23102254.	173583.	672506.
MONTHLY SUMMARY (DEC)						
MN	8500417.	3252059.	1.	11434595.	0.	400831.
MX	25219452.	6503962.	2.	31048726.	328506.	801662.
SM	11670292480.	3772397056.	1161.	15065449472.	72068888.	465364960.
AV	15685877.	5070426.	2.	20249260.	96867.	625491.
YEARLY SUMMARY						
MN	6579702.	3233693.	1.	9499195.	0.	400831.
MX	89708320.	22536138.	6.	107862104.	1113640.	2404987.
SM	240637591552.	64814682112.	19849.	298970775552.	3313592832.	7956097536.
AV	27470044.	7398937.	2.	34129084.	378264.	908230.

MMDDHH	CTANK-ST ORAGE ENERGY RELEASED BTU/HR ----(1)	CTANK-ST ORAGE ENERGY STORED BTU/HR ----(4)	CTANK-ST ORAGE CAPACITY RUNNING BTU/HR ----(7)	CTANK-ST ORAGE ENERGY AVAILABL BTU/HR ----(8)	CTANK-ST ORAGE ENERGY REQUESTD BTU/HR ----(9)	CTANK-ST ORAGE TANK TEMP F ----(11)	CTANK-ST ORAGE TOTAL IN STORAGE BTU/HR ----(14)
MONTHLY SUMMARY (JAN)							
MN	0.	0.	0.	0.	0.	44.00	0.
MX	0.	0.	0.	0.	0.	44.06	0.
SM	0.	0.	0.	0.	0.	32758.17	0.
AV	0.	0.	0.	0.	0.	44.03	0.
MONTHLY SUMMARY (FEB)							
MN	0.	0.	0.	0.	0.	44.06	0.
MX	0.	0.	0.	0.	0.	44.11	0.
SM	0.	0.	0.	0.	0.	29626.09	0.
AV	0.	0.	0.	0.	0.	44.09	0.
MONTHLY SUMMARY (MAR)							
MN	0.	0.	0.	0.	0.	44.11	0.
MX	0.	0.	0.	0.	0.	44.17	0.
SM	0.	0.	0.	0.	0.	32842.45	0.
AV	0.	0.	0.	0.	0.	44.14	0.
MONTHLY SUMMARY (APR)							
MN	0.	0.	0.	0.	0.	44.17	0.
MX	0.	0.	0.	0.	0.	44.23	0.
SM	0.	0.	0.	0.	0.	31825.18	0.
AV	0.	0.	0.	0.	0.	44.20	0.
MONTHLY SUMMARY (MAY)							
MN	0.	0.	0.	0.	0.	44.23	0.
MX	0.	0.	0.	0.	0.	44.29	0.
SM	0.	0.	0.	0.	0.	32929.59	0.
AV	0.	0.	0.	0.	0.	44.26	0.
MONTHLY SUMMARY (JUN)							
MN	0.	0.	0.	0.	0.	32.00	0.
MX	14400000.	14400000.	14400000.	14400000.	14400000.	44.29	119998592.
SM	2361259008.	2364888320.	2361259008.	6590353920.	3962525952.	28453.68	32268836864.
AV	3279527.	3284567.	3279527.	9153269.	5503509.	39.52	44817828.
MONTHLY SUMMARY (JUL)							
MN	0.	0.	0.	0.	0.	32.00	0.
MX	14400000.	14400000.	14400000.	14400000.	14400000.	44.00	119998592.
SM	2193566720.	2285587200.	2193566720.	8790234112.	2948342272.	27856.92	48792186880.
AV	2948342.	3072026.	2948342.	11814831.	3962826.	37.44	65580896.

	CTANK-ST ORAGE ENERGY RELEASED BTU/HR ----(1)	CTANK-ST ORAGE ENERGY STORED BTU/HR ----(4)	CTANK-ST ORAGE CAPACITY RUNNING BTU/HR ----(7)	CTANK-ST ORAGE ENERGY AVAILABL BTU/HR ----(8)	CTANK-ST ORAGE ENERGY REQUESTD BTU/HR ----(9)	CTANK-ST ORAGE TANK TEMP F ----(11)	CTANK-ST ORAGE TOTAL IN STORAGE BTU/HR ----(14)
MONTHLY SUMMARY (AUG)							
MN	0.	0.	0.	0.	0.	32.00	0.
MX	14400000.	14400000.	14400000.	14400000.	14400000.	44.00	119998592.
SM	2632864512.	2542553600.	2632864512.	9708712960.	3033636096.	27229.10	55069044736.
AV	3538797.	3417411.	3538797.	13049345.	4077468.	36.60	74017536.
MONTHLY SUMMARY (SEP)							
MN	0.	0.	0.	0.	0.	32.00	0.
MX	14400000.	14400000.	14400000.	14400000.	14400000.	44.01	119998592.
SM	2341631488.	2342380032.	2341631488.	6644628992.	3160046848.	28213.60	34668986368.
AV	3252266.	3253306.	3252266.	9228651.	4388954.	39.19	48151368.
MONTHLY SUMMARY (OCT)							
MN	0.	0.	0.	0.	0.	32.00	0.
MX	14400000.	14400000.	14400000.	14400000.	14400000.	44.00	119998592.
SM	2783820800.	2861414656.	2783820800.	7924092416.	2861414656.	28380.38	43559141376.
AV	3741695.	3845988.	3741695.	10650662.	3845988.	38.15	58547232.
MONTHLY SUMMARY (NOV)							
MN	0.	0.	0.	14400000.	0.	36.32	75923680.
MX	0.	0.	0.	14400000.	0.	36.41	76774976.
SM	0.	0.	0.	10368000000.	0.	26182.85	54971523072.
AV	0.	0.	0.	14400000.	0.	36.37	76349336.
MONTHLY SUMMARY (DEC)							
MN	0.	0.	0.	14400000.	0.	36.41	75042784.
MX	0.	0.	0.	14400000.	0.	36.50	75922496.
SM	0.	0.	0.	10713600000.	0.	27120.09	56159092736.
AV	0.	0.	0.	14400000.	0.	36.45	75482648.
YEARLY SUMMARY							
MN	0.	0.	0.	0.	0.	32.00	0.
MX	14400000.	14400000.	14400000.	14400000.	14400000.	44.29	119998592.
SM	12313142272.	12396823552.	12313142272.	60739624960.	15965965312.	353418.09	325488803840.
AV	1405610.	1415163.	1405610.	6933747.	1822599.	40.34	37156256.

PDL RUN 1
READING, PA 19603
REP_3 = HOURLY-REPORT
PAGE 1- 1

MMDDHH GLOBAL AMBIENT DRYBULB F ----(1)
GLOBAL AMBIENT WETBULB F ----(2)

MONTHLY SUMMARY (JAN)

MN	6.0	4.000
MX	59.0	56.000
SM	22956.0	20501.000
AV	30.9	27.555

MONTHLY SUMMARY (FEB)

MN	6.0	4.000
MX	62.0	56.000
SM	23273.0	21225.000
AV	34.6	31.585

MONTHLY SUMMARY (MAR)

MN	22.0	18.000
MX	75.0	62.000
SM	31630.0	27192.000
AV	42.5	36.548

MONTHLY SUMMARY (APR)

MN	28.0	24.000
MX	83.0	66.000
SM	37106.0	32228.000
AV	51.5	44.761

MONTHLY SUMMARY (MAY)

MN	35.0	29.000
MX	87.0	69.000
SM	45840.0	39784.000
AV	61.6	53.473

MONTHLY SUMMARY (JUN)

MN	52.0	47.000
MX	96.0	78.000
SM	52340.0	46226.000
AV	72.7	64.203

MONTHLY SUMMARY (JUL)

MN	56.0	54.000
MX	96.0	80.000
SM	56668.0	51157.000
AV	76.2	68.759

PDL RUN 1
READING, PA 19603
REP_3 = HOURLY-REPORT
PAGE 2- 1

	GLOBAL AMBIENT DRYBULB F ----(1)	GLOBAL AMBIENT WETBULB F ----(2)
MONTHLY SUMMARY (AUG)		
MN	53.0	53.000
MX	95.0	79.000
SM	55501.0	50408.000
AV	74.6	67.753
MONTHLY SUMMARY (SEP)		
MN	46.0	43.000
MX	94.0	77.000
SM	49421.0	44029.000
AV	68.6	61.151
MONTHLY SUMMARY (OCT)		
MN	32.0	30.000
MX	82.0	67.000
SM	42445.0	38210.000
AV	57.0	51.358
MONTHLY SUMMARY (NOV)		
MN	28.0	25.000
MX	82.0	73.000
SM	33256.0	29843.000
AV	46.2	41.449
MONTHLY SUMMARY (DEC)		
MN	15.0	13.000
MX	62.0	58.000
SM	26096.0	23480.000
AV	35.1	31.559
YEARLY SUMMARY		
MN	6.0	4.000
MX	96.0	80.000
SM	476532.0	424283.000
AV	54.4	48.434

MESSAGE LIST FROM ECONOMICS PROGRAM

WARNING********
PLANT UTILITY FUEL-OIL NOT ENTERED - DEFAULTS ASSUMED

CAUTION********
UTILITY NTRL-GAS NOT USED IN PLANT - WILL BE IGNORED

ENTECH ENGINEERING EZDOE - ELITE SOFTWARE DEVELOPMENT INC DOE-2.1D 6/ 5/1995 10:23:13

EDL RUN 1
READING, PA 19603
REPORT- ES-D SUMMARY OF FUEL AND UTILITY USE AND COSTS

MONTH	ELECTRIC UNIT= 3413.00	FUEL-OIL UNIT= 138700.00
JAN		
ENERGY CONSUMPTION (UNIT/MO)	9847873.	470477.
PEAK DEMAND (UNIT/HR)	17098.	1042.
TOTAL COST ($)	443096.31	557985.63
FEB		
ENERGY CONSUMPTION (UNIT/MO)	8917763.	381527.
PEAK DEMAND (UNIT/HR)	17098.	1052.
TOTAL COST ($)	401242.38	452490.97
MAR		
ENERGY CONSUMPTION (UNIT/MO)	9929975.	312809.
PEAK DEMAND (UNIT/HR)	17110.	795.
TOTAL COST ($)	451207.72	370991.88
APR		
ENERGY CONSUMPTION (UNIT/MO)	9629561.	188047.
PEAK DEMAND (UNIT/HR)	17229.	692.
TOTAL COST ($)	431845.00	223024.08
MAY		
ENERGY CONSUMPTION (UNIT/MO)	10006903.	81031.
PEAK DEMAND (UNIT/HR)	17413.	574.
TOTAL COST ($)	451724.00	96102.55
JUN		
ENERGY CONSUMPTION (UNIT/MO)	10807444.	9951.
PEAK DEMAND (UNIT/HR)	19998.	217.
TOTAL COST ($)	488232.94	11802.10
JUL		
ENERGY CONSUMPTION (UNIT/MO)	11756589.	1821.
PEAK DEMAND (UNIT/HR)	23187.	142.
TOTAL COST ($)	522856.25	2159.93
AUG		
ENERGY CONSUMPTION (UNIT/MO)	11702249.	5671.
PEAK DEMAND (UNIT/HR)	22502.	217.
TOTAL COST ($)	536502.38	6725.46
SEP		
ENERGY CONSUMPTION (UNIT/MO)	10473024.	29024.
PEAK DEMAND (UNIT/HR)	20095.	375.
TOTAL COST ($)	462057.19	34422.38
OCT		
ENERGY CONSUMPTION (UNIT/MO)	10157280.	131204.
PEAK DEMAND (UNIT/HR)	18689.	624.
TOTAL COST ($)	451002.56	155607.84
NOV		
ENERGY CONSUMPTION (UNIT/MO)	9600024.	264909.
PEAK DEMAND (UNIT/HR)	17598.	701.
TOTAL COST ($)	431007.75	314181.63
DEC		
ENERGY CONSUMPTION (UNIT/MO)	9859568.	418913.
PEAK DEMAND (UNIT/HR)	17098.	896.
TOTAL COST ($)	441219.44	496830.59
TOTAL		
ENERGY CONSUMPTION (UNIT/YR)	122688256.	2295384.
PEAK DEMAND (UNIT/HR)	23187.	1052.
TOTAL COST ($)	5511994.50	2722325.00

EDL RUN 1
READING, PA 19603
REPORT- ES-E SUMMARY OF ELECTRICITY CHARGES

MONTH	CHARGE-ASSIGNMENT (U-NAME)	LENGTH (HR/MO)	CONSUMPTION BY C-A (KWH)	ENERGY CHARGE ($)	MEASURED DEMAND (KW)	BILLING DEMAND (KW)	DEMAND CHARGE ($)	TOTAL CHARGES ($)
JAN								
	OFF_PWIN	408	4896861.	195874.45	17098.	17098.	0.00	
	INT_WIN	168	2168780.	99763.90	16869.	16869.	0.00	
	ON_PWIN	168	2782226.	147457.98	17098.	17098.	0.00	
								443096.31
FEB								
	OFF_PWIN	368	4425239.	177009.58	17098.	17098.	0.00	
	INT_WIN	152	1981578.	91152.59	16869.	16869.	0.00	
	ON_PWIN	152	2510947.	133080.20	17098.	17098.	0.00	
								401242.38
MAR								
	OFF_PWIN	376	4460249.	178409.97	17110.	17110.	0.00	
	INT_WIN	184	2442543.	112356.98	16870.	16870.	0.00	
	ON_PWIN	184	3027184.	160440.78	17098.	17098.	0.00	
								451207.72
APR								
	OFF_PWIN	400	4898403.	195936.14	17098.	17098.	0.00	
	INT_WIN	160	2120300.	97533.80	16870.	16870.	0.00	
	ON_PWIN	160	2610850.	138375.06	17229.	17229.	0.00	
								431845.00
MAY								
	OFF_PWIN	392	4797812.	191912.47	17413.	17413.	0.00	
	INT_WIN	176	2324333.	106919.30	17028.	17028.	0.00	
	ON_PWIN	176	2884758.	152892.20	17391.	17391.	0.00	
								451724.00
JUN								
	OFF_PSUM	368	5060859.	172069.22	19933.	19933.	0.00	
	INT_SUM	176	2674985.	125724.30	19998.	19998.	0.00	
	ON_PSUM	176	3071604.	190439.45	19525.	19525.	0.00	
								488232.94
JUL								
	OFF_PSUM	424	5891615.	200314.91	22669.	22669.	0.00	
	INT_SUM	160	2739156.	128740.33	23187.	23187.	0.00	
	ON_PSUM	160	3125822.	193800.98	22194.	22194.	0.00	
								522856.25
AUG								
	OFF_PSUM	376	5102979.	173501.30	21412.	21412.	0.00	
	INT_SUM	184	3076883.	144613.48	22502.	22502.	0.00	
	ON_PSUM	184	3522381.	218387.61	22045.	22045.	0.00	
								536502.38
SEP								
	OFF_PSUM	400	5435743.	184815.27	20095.	20095.	0.00	
	INT_SUM	160	2337934.	109882.91	19813.	19813.	0.00	
	ON_PSUM	160	2699338.	167358.98	19285.	19285.	0.00	
								462057.19
OCT								
	OFF_PSUM	408	5121871.	174143.61	18652.	18652.	0.00	
	INT_SUM	168	2355737.	110719.63	18689.	18689.	0.00	
	ON_PSUM	168	2679667.	166139.33	18389.	18389.	0.00	
								451002.56

REPORT- ES-E SUMMARY OF ELECTRICITY CHARGES

-CONTINUED-

MONTH	CHARGE-ASSIGNMENT (U-NAME)	LENGTH (HR/MO)	CONSUMPTION BY C-A (KWH)	ENERGY CHARGE ($)	MEASURED DEMAND (KW)	BILLING DEMAND (KW)	DEMAND CHARGE ($)	TOTAL CHARGES ($)
NOV								
	OFF_PWIN	400	4848515.	193940.61	17098.	17098.	0.00	
	INT_WIN	160	2108979.	97013.02	17325.	17325.	0.00	
	ON_PWIN	160	2642531.	140054.13	17598.	17598.	0.00	
								431007.75
DEC								
	OFF_PWIN	424	5144936.	205797.45	17098.	17098.	0.00	
	INT_WIN	160	2064764.	94979.13	16869.	16869.	0.00	
	ON_PWIN	160	2649865.	140442.86	17098.	17098.	0.00	
								441219.44
TOTAL			122688256.	5511994.50			0.00	
								5511994.50

ENERGY TYPE IN SITE MBTU -	ELECTRICITY	FUEL-OIL
CATEGORY OF USE		
SPACE HEAT	10947.83	318369.92
SPACE COOL	83319.23	0.00
HVAC AUX	42019.89	0.00
DOM HOT WTR	0.00	0.00
AUX SOLAR	0.00	0.00
LIGHTS	154498.79	0.00
VERT TRANS	0.00	0.00
MISC EQUIP	127944.75	0.00
TOTAL	418730.48	318369.92

TOTAL SITE ENERGY 737104.69 MBTU 309.6 KBTU/SQFT-YR GROSS-AREA 309.6 KBTU/SQFT-YR NET-AREA
TOTAL SOURCE ENERGY 1575831.99 MBTU 661.9 KBTU/SQFT-YR GROSS-AREA 661.9 KBTU/SQFT-YR NET-AREA

PERCENT OF HOURS ANY SYSTEM ZONE OUTSIDE OF THROTTLING RANGE = 95.8
PERCENT OF HOURS ANY PLANT LOAD NOT SATISFIED = 18.2

NOTE ELECTRICITY AND/OR FUEL USED TO GENERATE ELECTRICITY IS APPORTIONED BASED ON THE YEARLY DEMAND. ALL OTHER ENERGY TYPES ARE APPORTIONED HOURLY.

ENTECH ENGINEERING EZDOE - ELITE SOFTWARE DEVELOPMENT INC DOE-2.1D 8/10/1995 11:56:23 SDL RUN 1
READING, PA 19603
REPORT- SS-D PLANT MONTHLY LOADS SUMMARY FOR DEFAULT-PLANT WEATHER FILE- BALTIMORE, MD

	COOLING						HEATING						ELEC	
MONTH	COOLING ENERGY (MBTU)	TIME OF MAX DY	TIME OF MAX HR	DRY-BULB TEMP	WET-BULB TEMP	MAXIMUM COOLING LOAD (KBTU/HR)	HEATING ENERGY (MBTU)	TIME OF MAX DY	TIME OF MAX HR	DRY-BULB TEMP	WET-BULB TEMP	MAXIMUM HEATING LOAD (KBTU/HR)	ELEC-TRICAL ENERGY (KWH)	MAXIMUM ELEC LOAD (KW)
JAN	9650.66406	9	13	59.F	56.F	15295.960	-32902.414	31	7	6.F	5.F	-85952.219	7278727.	9980.636
FEB	8811.03516	28	16	62.F	56.F	17628.199	-25708.396	3	7	6.F	4.F	-86055.023	6576452.	10071.413
MAR	9366.09961	1	6	65.F	62.F	30370.992	-18699.600	5	4	22.F	19.F	-57778.047	7299177.	10366.349
APR	6862.31689	19	17	83.F	63.F	41460.289	-8965.295	8	8	28.F	26.F	-47238.844	7114297.	10516.551
MAY	12272.81348	28	17	78.F	69.F	51664.422	-2904.852	10	5	35.F	29.F	-33899.012	7472921.	10739.647
JUN	27314.77344	28	17	91.F	77.F	94212.586	-99.882	22	6	52.F	47.F	-7370.306	7485145.	11583.874
JUL	38501.51953	24	19	89.F	80.F	102682.820	-12.145	21	5	56.F	54.F	-3119.688	7878816.	11556.280
AUG	34634.72266	31	15	90.F	79.F	97529.805	-41.287	22	4	53.F	53.F	-6793.372	7830316.	11581.631
SEP	21721.09570	2	14	92.F	76.F	84289.094	-652.833	30	8	46.F	43.F	-16547.738	7400522.	11453.542
OCT	8284.26270	13	14	82.F	67.F	46682.914	-5150.780	28	8	32.F	31.F	-39088.969	7427052.	10744.286
NOV	10218.31445	2	14	82.F	73.F	66985.898	-15182.826	23	7	28.F	25.F	-48753.648	7092279.	10746.001
DEC	9672.08398	29	6	59.F	58.F	20207.338	-27834.092	21	7	15.F	13.F	-69830.406	7279062.	10015.037
TOTAL	197310.047						-138154.125						88132888.	
MAX						102682.820						-86055.023		11583.874

Act #8
outdoor
Air
Reduction

REPORT- SS-A SYSTEM MONTHLY LOADS SUMMARY FOR BLD_7 WEATHER FILE- BALTIMORE, MD

	COOLING						HEATING						ELEC	
MONTH	COOLING ENERGY (MBTU)	TIME OF MAX DY	TIME OF MAX HR	DRY-BULB TEMP	WET-BULB TEMP	MAXIMUM COOLING LOAD (KBTU/HR)	HEATING ENERGY (MBTU)	TIME OF MAX DY	TIME OF MAX HR	DRY-BULB TEMP	WET-BULB TEMP	MAXIMUM HEATING LOAD (KBTU/HR)	ELEC-TRICAL ENERGY (KWH)	MAXIMUM ELEC LOAD (KW)
JAN	2.73361	9	13	59.F	56.F	201.818	-395.770	31	7	6.F	5.F	-1242.406	130359.	187.097
FEB	7.79866	28	16	62.F	56.F	357.541	-289.167	3	7	6.F	4.F	-1202.864	118056.	197.260
MAR	39.58744	29	16	74.F	56.F	612.326	-159.189	5	6	23.F	20.F	-772.466	132571.	215.848
APR	123.95550	20	14	78.F	66.F	952.614	-53.155	8	8	28.F	26.F	-617.025	133630.	242.914
MAY	334.37982	21	17	82.F	66.F	1139.992	-10.086	10	7	36.F	30.F	-368.901	151236.	256.948
JUN	650.41040	28	17	91.F	77.F	1822.667	0.000					0.000	169671.	309.113
JUL	848.26263	24	19	89.F	80.F	1847.995	0.000					0.000	187632.	310.022
AUG	787.59137	18	17	93.F	77.F	1796.270	0.000					0.000	183179.	308.919
SEP	534.61896	2	14	92.F	76.F	1620.156	-0.032	30	8	46.F	43.F	-23.277	161078.	299.366
OCT	224.13701	13	16	82.F	66.F	1015.712	-20.454	28	8	32.F	31.F	-444.073	144207.	247.837
NOV	78.69498	2	14	82.F	73.F	1315.856	-124.683	23	7	28.F	25.F	-620.654	130932.	268.445
DEC	3.34359	29	7	59.F	58.F	217.307	-317.204	22	7	16.F	14.F	-956.661	130399.	188.259
TOTAL	3635.517						-1369.740						1772953.	
MAX						1847.995						-1242.406		310.022

ENTECH ENGINEERING EZDOE - ELITE SOFTWARE DEVELOPMENT INC DOE-2.1D 8/10/1995 11:56:23 SDL RUN 1
READING, PA 19603
REPORT- SS-A SYSTEM MONTHLY LOADS SUMMARY FOR 48_GENERAL WEATHER FILE- BALTIMORE, MD

	COOLING						HEATING						ELEC	
MONTH	COOLING ENERGY (MBTU)	TIME OF MAX DY	TIME OF MAX HR	DRY-BULB TEMP	WET-BULB TEMP	MAXIMUM COOLING LOAD (KBTU/HR)	HEATING ENERGY (MBTU)	TIME OF MAX DY	TIME OF MAX HR	DRY-BULB TEMP	WET-BULB TEMP	MAXIMUM HEATING LOAD (KBTU/HR)	ELEC-TRICAL ENERGY (KWH)	MAXIMUM ELEC LOAD (KW)
JAN	381.89288	9	13	59.F	56.F	1501.954	-1201.396	31	7	6.F	5.F	-4459.179	489879.	658.443
FEB	357.57541	28	16	62.F	56.F	2251.760	-856.360	3	7	6.F	4.F	-4093.808	442471.	658.443
MAR	484.01801	29	16	74.F	56.F	3518.641	-432.911	5	6	23.F	20.F	-2293.320	489879.	658.443
APR	733.60626	19	17	83.F	63.F	4740.308	-254.871	9	7	29.F	25.F	-1692.586	474076.	658.443
MAY	1344.80310	21	17	82.F	66.F	5459.907	-84.728	2	3	52.F	48.F	-499.490	489879.	658.443
JUN	2594.07861	10	18	92.F	77.F	8479.191	0.000					0.000	474076.	658.443
JUL	3445.25244	25	18	91.F	79.F	9095.651	0.000					0.000	489879.	658.443
AUG	3048.66626	18	17	93.F	77.F	8526.892	-0.499	22	4	53.F	53.F	-499.488	489879.	658.443
SEP	2201.94165	7	17	89.F	74.F	7713.309	-22.606	22	4	50.F	47.F	-499.490	474076.	658.443
OCT	1223.96326	13	17	78.F	66.F	4931.443	-150.353	28	8	32.F	31.F	-693.637	489879.	658.443
NOV	692.19000	2	14	82.F	73.F	5999.702	-343.232	23	7	28.F	25.F	-1656.516	474076.	658.443
DEC	388.26837	29	2	58.F	57.F	2039.547	-883.625	22	7	16.F	14.F	-3195.538	489879.	658.443
TOTAL	16896.561						-4230.519						5768362.	
MAX						9095.651						-4459.179		658.443

ENTECH ENGINEERING EZDOE - ELITE SOFTWARE DEVELOPMENT INC DOE-2.1D 8/10/1995 11:56:23 SDL RUN 1
READING, PA 19603
REPORT- SS-A SYSTEM MONTHLY LOADS SUMMARY FOR 49_DEABGU WEATHER FILE- BALTIMORE, MD

	COOLING						HEATING						ELEC	
MONTH	COOLING ENERGY (MBTU)	TIME OF MAX DY	TIME OF MAX HR	DRY-BULB TEMP	WET-BULB TEMP	MAXIMUM COOLING LOAD (KBTU/HR)	HEATING ENERGY (MBTU)	TIME OF MAX DY	TIME OF MAX HR	DRY-BULB TEMP	WET-BULB TEMP	MAXIMUM HEATING LOAD (KBTU/HR)	ELEC-TRICAL ENERGY (KWH)	MAXIMUM ELEC LOAD (KW)
JAN	0.00000					0.000	-2546.988	31	7	6.F	5.F	-7012.576	413270.	650.169
FEB	10.40430	28	17	60.F	55.F	952.441	-1915.117	3	7	6.F	4.F	-6690.547	373905.	707.926
MAR	93.03175	29	16	74.F	56.F	2501.630	-1208.355	5	7	24.F	20.F	-4699.829	419039.	815.959
APR	371.69562	19	17	83.F	63.F	4110.848	-518.460	8	8	28.F	26.F	-4032.827	423642.	949.456
MAY	1185.00354	21	17	82.F	66.F	5089.093	-118.999	10	7	36.F	30.F	-2727.695	490360.	1016.820
JUN	2518.70801	10	18	92.F	77.F	7608.369	0.000					0.000	573121.	1239.137
JUL	3310.42651	25	18	91.F	79.F	8160.751	0.000					0.000	641112.	1274.871
AUG	3025.57031	18	17	93.F	77.F	7642.015	0.000					0.000	621024.	1246.897
SEP	1972.80957	1	18	89.F	72.F	6958.067	-9.693	30	8	46.F	43.F	-1079.086	532021.	1210.900
OCT	694.62097	13	17	78.F	66.F	4287.255	-267.236	28	8	32.F	31.F	-3096.783	458379.	943.994
NOV	217.91878	2	15	81.F	72.F	5033.097	-1067.310	23	7	28.F	25.F	-3962.647	414180.	982.588
DEC	0.00000					0.000	-2197.096	22	7	16.F	14.F	-5609.576	413270.	650.169
TOTAL	13400.206						-9849.252						5773213.	
MAX						8160.751						-7012.576		1274.871

ENTECH ENGINEERING EZDOE - ELITE SOFTWARE DEVELOPMENT INC DOE-2.1D 8/10/1995 11:56:23 SDL RUN 1
READING, PA 19603
REPORT- SS-A SYSTEM MONTHLY LOADS SUMMARY FOR 54_AFIPSP WEATHER FILE- BALTIMORE, MD

	COOLING						HEATING						ELEC	
MONTH	COOLING ENERGY (MBTU)	TIME OF MAX DY	TIME OF MAX HR	DRY-BULB TEMP	WET-BULB TEMP	MAXIMUM COOLING LOAD (KBTU/HR)	HEATING ENERGY (MBTU)	TIME OF MAX DY	TIME OF MAX HR	DRY-BULB TEMP	WET-BULB TEMP	MAXIMUM HEATING LOAD (KBTU/HR)	ELEC-TRICAL ENERGY (KWH)	MAXIMUM ELEC LOAD (KW)
JAN	33.93944	9	13	59.F	56.F	1900.002	-3644.374	17	19	6.F	4.F	-10883.411	929378.	1360.231
FEB	49.84756	28	16	62.F	56.F	2444.933	-2727.859	3	6	6.F	4.F	-10846.154	840621.	1398.740
MAR	235.70625	29	14	75.F	57.F	5053.963	-1754.915	5	4	22.F	19.F	-6943.017	941856.	1581.028
APR	659.23621	19	14	83.F	64.F	7287.734	-675.773	8	8	28.F	26.F	-5420.951	938592.	1775.343
MAY	1536.33984	19	13	77.F	68.F	8367.409	-172.234	11	2	35.F	30.F	-3759.638	1025622.	1811.050
JUN	3325.58276	28	17	91.F	77.F	14407.431	0.000					0.000	1123927.	2244.603
JUL	4648.01465	9	18	91.F	77.F	13619.016	0.000					0.000	1244364.	2207.408
AUG	4300.96143	18	17	93.F	77.F	13614.819	0.000					0.000	1220410.	2222.444
SEP	2898.02759	2	14	92.F	76.F	12181.978	-13.968	30	8	46.F	43.F	-1150.482	1088996.	2143.444
OCT	1446.15845	13	14	82.F	67.F	8408.471	-347.408	28	8	32.F	31.F	-4528.100	1018756.	1845.173
NOV	497.43384	2	11	78.F	72.F	10760.764	-1295.320	23	7	28.F	25.F	-5540.527	928728.	1963.790
DEC	37.99460	28	14	62.F	57.F	2553.901	-2872.135	21	7	15.F	13.F	-8714.624	929673.	1405.524
TOTAL	19669.221						-13504.005						12231591.	
MAX						14407.431						-10883.411		2244.603

REPORT- SS-A SYSTEM MONTHLY LOADS SUMMARY FOR 48_HEATON WEATHER FILE- BALTIMORE, MD

	COOLING						HEATING						ELEC	
MONTH	COOLING ENERGY (MBTU)	TIME OF MAX DY	TIME OF MAX HR	DRY-BULB TEMP	WET-BULB TEMP	MAXIMUM COOLING LOAD (KBTU/HR)	HEATING ENERGY (MBTU)	TIME OF MAX DY	TIME OF MAX HR	DRY-BULB TEMP	WET-BULB TEMP	MAXIMUM HEATING LOAD (KBTU/HR)	ELEC-TRICAL ENERGY (KWH)	MAXIMUM ELEC LOAD (KW)
JAN	8627.30176	15	5	13.F	11.F	11693.745	-24225.752	31	7	6.F	5.F	-58789.977	4319428.	5805.631
FEB	7820.42871	28	15	62.F	55.F	12386.813	-19252.305	3	7	6.F	4.F	-59869.523	3901419.	5805.631
MAR	7978.51904	1	6	65.F	62.F	23099.789	-14726.472	5	4	22.F	19.F	-41758.391	4319428.	5805.631
APR	4892.73340	19	17	83.F	63.F	32021.797	-7254.164	9	7	29.F	25.F	-34681.801	4180095.	5805.631
MAY	8747.39160	28	17	78.F	69.F	40371.461	-2463.055	10	5	35.F	29.F	-26004.721	4319428.	5805.631
JUN	20795.54492	30	16	86.F	78.F	74764.172	-99.724	22	6	52.F	47.F	-7333.777	4180095.	5805.631
JUL	29877.50781	24	20	87.F	80.F	82739.453	-12.145	21	5	56.F	54.F	-3119.688	4319428.	5805.631
AUG	26858.78711	31	14	89.F	79.F	78237.719	-40.739	22	4	53.F	53.F	-6269.707	4319428.	5805.631
SEP	16304.99121	2	12	89.F	77.F	67770.242	-603.888	30	8	46.F	43.F	-13685.553	4180095.	5805.631
OCT	5556.35742	13	14	82.F	67.F	35515.574	-4287.764	28	8	32.F	31.F	-29529.379	4319428.	5805.631
NOV	8476.99023	2	14	82.F	73.F	52723.781	-12006.080	23	7	28.F	25.F	-35994.434	4180095.	5805.631
DEC	8641.05078	29	6	59.F	58.F	15177.600	-20908.521	21	7	15.F	13.F	-49338.922	4319428.	5805.631
TOTAL	154577.203						-105880.695						50854012.	
MAX						82739.453						-59869.523		5805.631

REPORT- SS-A SYSTEM MONTHLY LOADS SUMMARY FOR 48_ADMIN WEATHER FILE- BALTIMORE, MD

	COOLING						HEATING						ELEC	
MONTH	COOLING ENERGY (MBTU)	TIME OF MAX DY	TIME OF MAX HR	DRY-BULB TEMP	WET-BULB TEMP	MAXIMUM COOLING LOAD (KBTU/HR)	HEATING ENERGY (MBTU)	TIME OF MAX DY	TIME OF MAX HR	DRY-BULB TEMP	WET-BULB TEMP	MAXIMUM HEATING LOAD (KBTU/HR)	ELEC-TRICAL ENERGY (KWH)	MAXIMUM ELEC LOAD (KW)
JAN	281.10031	9	13	59.F	56.F	779.105	-0.633	31	7	6.F	5.F	-65.016	227888.	306.303
FEB	292.42172	28	16	62.F	56.F	843.858	-0.126	3	7	6.F	4.F	-36.344	205835.	306.303
MAR	408.53656	29	15	75.F	57.F	1086.225	0.000					0.000	227888.	306.303
APR	479.21790	19	16	83.F	63.F	1293.752	0.000					0.000	220537.	306.303
MAY	662.79010	21	17	82.F	66.F	1412.813	0.000					0.000	227888.	306.303
JUN	863.52612	30	16	86.F	78.F	1888.489	0.000					0.000	220537.	306.303
JUL	1004.94971	25	14	96.F	80.F	1952.547	0.000					0.000	227888.	306.303
AUG	963.56244	31	15	90.F	79.F	1925.568	0.000					0.000	227888.	306.303
SEP	775.51825	2	14	92.F	76.F	1783.525	0.000					0.000	220537.	306.303
OCT	566.55206	13	14	82.F	67.F	1299.625	0.000					0.000	227888.	306.303
NOV	394.64178	2	14	82.F	73.F	1496.991	0.000					0.000	220537.	306.303
DEC	272.36353	29	7	59.F	58.F	815.924	0.000					0.000	227888.	306.303
TOTAL	6965.189						-0.759						2682954.	
MAX						1952.547						-65.016		306.303

ENTECH ENGINEERING EZDOE - ELITE SOFTWARE DEVELOPMENT INC DOE-2.1D 8/10/1995 11:56:23 SDL RUN 1
READING, PA 19603
REPORT- SS-A SYSTEM MONTHLY LOADS SUMMARY FOR 48_WRAIR WEATHER FILE- BALTIMORE, MD

	COOLING					HEATING					ELEC	
MONTH	COOLING ENERGY (MBTU)	TIME OF MAX DY	TIME OF MAX HR	DRY-BULB TEMP	WET-BULB TEMP	MAXIMUM COOLING LOAD (KBTU/HR)	HEATING ENERGY (MBTU)	TIME OF MAX DY	TIME OF MAX HR	DRY-BULB TEMP	WET-BULB TEMP	MAXIMUM HEATING LOAD (KBTU/HR)	ELEC-TRICAL ENERGY (KWH)	MAXIMUM ELEC LOAD (KW)
JAN	294.57498	8	22	59.F	52.F	1233.622	-478.229	31	7	6.F	5.F	-2298.634	668532.	898.569
FEB	276.58139	28	16	62.F	56.F	1810.585	-366.859	3	7	6.F	4.F	-2146.951	603835.	898.569
MAR	394.60202	29	16	74.F	56.F	3394.500	-244.868	5	4	22.F	19.F	-770.544	668532.	898.569
APR	581.75903	13	21	64.F	62.F	4220.854	-141.093	18	24	53.F	47.F	-384.903	646966.	898.569
MAY	1228.24951	21	17	82.F	66.F	4927.712	-38.298	2	24	43.F	40.F	-384.903	668532.	898.569
JUN	2520.87134	10	18	92.F	77.F	7372.304	0.000					0.000	646966.	898.569
JUL	3458.05664	25	18	91.F	79.F	7862.192	0.000					0.000	668532.	898.569
AUG	3125.69873	31	15	90.F	79.F	7504.082	0.000					0.000	668532.	898.569
SEP	1981.96521	7	17	89.F	74.F	6713.118	0.000					0.000	646966.	898.569
OCT	689.28687	13	17	78.F	66.F	4580.516	-44.709	5	4	42.F	39.F	-384.903	668532.	898.569
NOV	521.43433	2	14	82.F	73.F	5486.116	-215.216	17	23	40.F	38.F	-384.903	646966.	898.569
DEC	303.95056	29	6	59.F	58.F	2041.954	-332.630	22	7	16.F	14.F	-1392.277	668532.	898.569
TOTAL	15377.148						-1861.895						7871080.	
MAX						7862.192						-2298.634		898.569

ENTECH ENGINEERING EZDOE - ELITE SOFTWARE DEVELOPMENT INC DOE-2.1D 8/10/1995 11:56:23 SDL RUN 1
READING, PA 19603
REPORT- SS-A SYSTEM MONTHLY LOADS SUMMARY FOR 48_FITNESS WEATHER FILE- BALTIMORE, MD

	COOLING						HEATING						ELEC	
MONTH	COOLING ENERGY (MBTU)	TIME OF MAX DY	TIME OF MAX HR	DRY-BULB TEMP	WET-BULB TEMP	MAXIMUM COOLING LOAD (KBTU/HR)	HEATING ENERGY (MBTU)	TIME OF MAX DY	TIME OF MAX HR	DRY-BULB TEMP	WET-BULB TEMP	MAXIMUM HEATING LOAD (KBTU/HR)	ELEC-TRICAL ENERGY (KWH)	MAXIMUM ELEC LOAD (KW)
JAN	51.39704	9	13	59.F	56.F	208.701	-190.090	31	7	6.F	5.F	-649.285	72266.	97.131
FEB	50.49187	28	16	62.F	56.F	268.939	-131.617	3	7	6.F	4.F	-588.718	65273.	97.131
MAR	82.14308	29	16	74.F	56.F	416.673	-53.386	5	6	23.F	20.F	-353.791	72266.	97.131
APR	146.30630	20	14	78.F	66.F	628.419	-12.698	9	8	29.F	24.F	-261.897	69935.	97.131
MAY	233.67871	21	17	82.F	66.F	689.682	-0.715	10	7	36.F	30.F	-69.737	72266.	97.131
JUN	373.42697	28	17	91.F	77.F	1136.559	0.000					0.000	69935.	97.131
JUL	470.28455	25	18	91.F	79.F	1235.046	0.000					0.000	72266.	97.131
AUG	422.97275	31	16	90.F	78.F	1125.594	0.000					0.000	72266.	97.131
SEP	333.34177	1	18	89.F	72.F	1019.436	0.000					0.000	69935.	97.131
OCT	206.03949	13	17	78.F	66.F	625.798	-1.953	28	8	32.F	31.F	-128.504	72266.	97.131
NOV	104.83438	2	14	82.F	73.F	813.931	-37.341	23	7	28.F	25.F	-261.136	69935.	97.131
DEC	51.58225	29	6	59.F	58.F	234.354	-141.644	22	7	16.F	14.F	-481.764	72266.	97.131
TOTAL	2526.488						-569.443						850825.	
MAX						1235.046						-649.285		97.131

REPORT- SS-A SYSTEM MONTHLY LOADS SUMMARY FOR 48_MRI WEATHER FILE- BALTIMORE, MD

	COOLING						HEATING						ELEC	
MONTH	COOLING ENERGY (MBTU)	TIME OF MAX DY	TIME OF MAX HR	DRY-BULB TEMP	WET-BULB TEMP	MAXIMUM COOLING LOAD (KBTU/HR)	HEATING ENERGY (MBTU)	TIME OF MAX DY	TIME OF MAX HR	DRY-BULB TEMP	WET-BULB TEMP	MAXIMUM HEATING LOAD (KBTU/HR)	ELEC-TRICAL ENERGY (KWH)	MAXIMUM ELEC LOAD (KW)
JAN	14.40490	8	22	59.F	52.F	60.567	-219.188	17	19	6.F	4.F	-595.930	27746.	37.293
FEB	13.53719	28	16	62.F	56.F	90.158	-168.980	3	7	6.F	4.F	-603.942	25061.	37.293
MAR	18.27430	1	6	65.F	62.F	210.989	-119.506	5	4	22.F	19.F	-401.397	27746.	37.293
APR	28.69227	20	14	78.F	66.F	249.995	-55.078	8	7	28.F	27.F	-327.398	26851.	37.293
MAY	55.89507	26	17	79.F	68.F	331.887	-16.736	11	2	35.F	30.F	-245.715	27746.	37.293
JUN	167.32713	30	17	86.F	78.F	750.162	-0.157	22	6	52.F	47.F	-36.528	26851.	37.293
JUL	245.47079	25	14	96.F	80.F	834.074	0.000					0.000	27746.	37.293
AUG	215.03352	31	15	90.F	79.F	790.626	-0.048	22	4	53.F	53.F	-24.176	27746.	37.293
SEP	123.32504	2	14	92.F	76.F	644.582	-2.645	30	8	46.F	43.F	-109.849	26851.	37.293
OCT	42.06193	2	17	67.F	64.F	277.590	-30.903	28	8	32.F	31.F	-283.595	27746.	37.293
NOV	28.22661	2	14	82.F	73.F	465.376	-93.642	9	7	28.F	26.F	-332.863	26851.	37.293
DEC	14.86966	29	6	59.F	58.F	100.613	-181.246	21	7	15.F	13.F	-486.553	27746.	37.293
TOTAL	967.163						-888.131						326673.	
MAX						834.074						-603.942		37.293

ENERGY TYPE IN SITE MBTU -	ELECTRICITY	FUEL-OIL
CATEGORY OF USE		
SPACE HEAT	0.00	219405.65
SPACE COOL	88949.56	0.00
HVAC AUX	44790.03	0.00
DOM HOT WTR	0.00	0.00
AUX SOLAR	0.00	0.00
LIGHTS	149796.55	0.00
VERT TRANS	0.00	0.00
MISC EQUIP	106362.27	0.00
TOTAL	389898.40	219405.65

TOTAL SITE ENERGY 609310.80 MBTU 255.9 KBTU/SQFT-YR GROSS-AREA 255.9 KBTU/SQFT-YR NET-AREA
TOTAL SOURCE ENERGY 1390292.63 MBTU 584.0 KBTU/SQFT-YR GROSS-AREA 584.0 KBTU/SQFT-YR NET-AREA

PERCENT OF HOURS ANY SYSTEM ZONE OUTSIDE OF THROTTLING RANGE = 74.6
PERCENT OF HOURS ANY PLANT LOAD NOT SATISFIED = 15.2

NOTE ELECTRICITY AND/OR FUEL USED TO GENERATE ELECTRICITY IS APPORTIONED BASED ON THE YEARLY DEMAND. ALL OTHER ENERGY TYPES ARE APPORTIONED HOURLY.

MMDDHH	OPEN-CEN T-CHLR LOAD BTU/HR ----(1)	OPEN-CEN T-CHLR ELECTRIC USE BTU/HR ----(3)	OPEN-CEN T-CHLR SIZES RUNNING ----(6)	CERAMIC-TWR FAN ELEC BTU/HR ----(20)	CERAMIC-TWR PUMP ELEC BTU/HR ----(21)
MONTHLY SUMMARY (JAN)					
MN	14323221.	3248364.	1.	0.	400831.
MX	17025062.	6496725.	2.	0.	801662.
SM	10937115648.	3449669632.	1062.	0.	425682624.
AV	14700424.	4636653.	1.	0.	572154.
MONTHLY SUMMARY (FEB)					
MN	14293720.	3248364.	1.	0.	400831.
MX	19357302.	6496727.	2.	301020.	801662.
SM	9972993024.	3686563072.	1135.	600916.	454943424.
AV	14840763.	5485957.	2.	894.	676999.
MONTHLY SUMMARY (MAR)					
MN	3051135.	3248365.	1.	0.	400831.
MX	29583944.	6496726.	2.	439291.	801662.
SM	10652548096.	4138385920.	1274.	6366841.	510658912.
AV	14317941.	5562347.	2.	8558.	686370.
MONTHLY SUMMARY (APR)					
MN	2942867.	3248370.	1.	0.	400831.
MX	30345800.	6496721.	2.	639453.	801662.
SM	8054125056.	3118652160.	960.	32129928.	384797824.
AV	11186285.	4331462.	1.	44625.	534441.
MONTHLY SUMMARY (MAY)					
MN	3164102.	3248373.	1.	0.	400831.
MX	30345800.	6496385.	2.	863296.	801662.
SM	12731153408.	3599585280.	1117.	155346864.	447728416.
AV	17111766.	4838153.	2.	208800.	601786.
MONTHLY SUMMARY (JUN)					
MN	5502061.	9406573.	3.	0.	1202494.
MX	45518700.	10312154.	3.	1113640.	1202494.
SM	23875368960.	6969922560.	2160.	492209248.	865795328.
AV	33160234.	9680448.	3.	683624.	1202494.
MONTHLY SUMMARY (JUL)					
MN	6411499.	3248950.	1.	0.	400831.
MX	87686576.	22523696.	6.	1113640.	2404987.
SM	33747425280.	11311746048.	3395.	661083456.	1360821888.
AV	45359444.	15203960.	5.	888553.	1829062.

	OPEN-CEN T-CHLR LOAD BTU/HR ----(1)	OPEN-CEN T-CHLR ELECTRIC USE BTU/HR ----(3)	OPEN-CEN T-CHLR SIZES RUNNING ----(6)	CERAMIC- TWR FAN ELEC BTU/HR ----(20)	CERAMIC- TWR PUMP ELEC BTU/HR ----(21)
MONTHLY SUMMARY (AUG)					
MN	5646301.	3249042.	1.	0.	400831.
MX	88564248.	22282480.	6.	1113640.	2404987.
SM	32031647744.	12118665216.	3689.	659955456.	1478666112.
AV	43053288.	16288529.	5.	887037.	1987455.
MONTHLY SUMMARY (SEP)					
MN	4281507.	9406573.	3.	0.	1202494.
MX	45518700.	10514351.	3.	1113640.	1202494.
SM	20046041088.	6980566016.	2160.	388998464.	865795328.
AV	27841724.	9695231.	3.	540276.	1202494.
MONTHLY SUMMARY (OCT)					
MN	3011026.	6830854.	3.	0.	1202494.
MX	44784216.	9793802.	3.	988172.	1202494.
SM	9570713600.	7114900992.	2232.	111987400.	894655168.
AV	12863862.	9563039.	3.	150521.	1202494.
MONTHLY SUMMARY (NOV)					
MN	3040564.	3248364.	1.	0.	400831.
MX	30345800.	6496727.	2.	972711.	801662.
SM	10711128064.	3732124416.	1151.	42380364.	461356608.
AV	14876567.	5183506.	2.	58862.	640773.
MONTHLY SUMMARY (DEC)					
MN	14270396.	3248366.	1.	0.	400831.
MX	21936440.	6496727.	2.	316917.	801662.
SM	10958535680.	3231953664.	995.	1859071.	398827040.
AV	14729215.	4344024.	1.	2499.	536058.
YEARLY SUMMARY					
MN	2942867.	3248364.	1.	0.	400831.
MX	88564248.	22523696.	6.	1113640.	2404987.
SM	193288798208.	69452734464.	21330.	2552918016.	8549728768.
AV	22064932.	7928395.	2.	291429.	975996.

ENTECH ENGINEERING EZDOE - ELITE SOFTWARE DEVELOPMENT INC DOE-2.1D 8/10/1995 11:56:23 EDL RUN 1
READING, PA 19603
REPORT- ES-E SUMMARY OF ELECTRICITY CHARGES

MONTH	CHARGE-ASSIGNMENT (U-NAME)	LENGTH (HR/MO)	CONSUMPTION BY C-A (KWH)	ENERGY CHARGE ($)	MEASURED DEMAND (KW)	BILLING DEMAND (KW)	DEMAND CHARGE ($)	TOTAL CHARGES ($)
JAN								
	OFF_PWIN	408	4721467.	188858.67	12403.	12403.	0.00	
	INT_WIN	168	1937354.	89118.27	12299.	12299.	0.00	
	ON_PWIN	168	1967939.	104300.79	12299.	12299.	0.00	
								382277.72
FEB								
	OFF_PWIN	368	4351113.	174044.53	12351.	12351.	0.00	
	INT_WIN	152	1804649.	83013.84	12337.	12337.	0.00	
	ON_PWIN	152	1826326.	96795.27	12493.	12493.	0.00	
								353853.66
MAR								
	OFF_PWIN	376	4452344.	178093.77	12722.	12722.	0.00	
	INT_WIN	184	2204536.	101408.68	12674.	12674.	0.00	
	ON_PWIN	184	2218908.	117602.13	12876.	12876.	0.00	
								397104.56
APR								
	OFF_PWIN	400	4601501.	184060.03	12942.	12942.	0.00	
	INT_WIN	160	1854526.	85308.20	12758.	12758.	0.00	
	ON_PWIN	160	1899933.	100696.45	13060.	13060.	0.00	
								370064.69
MAY								
	OFF_PWIN	392	4681343.	187253.73	13286.	13286.	0.00	
	INT_WIN	176	2076301.	95509.86	13065.	13065.	0.00	
	ON_PWIN	176	2159308.	114443.34	13141.	13141.	0.00	
								397206.94
JUN								
	OFF_PSUM	368	5145704.	174953.95	15461.	15461.	0.00	
	INT_SUM	176	2470892.	116131.91	15159.	15159.	0.00	
	ON_PSUM	176	2514517.	155900.05	15433.	15433.	0.00	
								446985.94
JUL								
	OFF_PSUM	424	6260894.	212870.39	19079.	19079.	0.00	
	INT_SUM	160	2841510.	133550.98	19326.	19326.	0.00	
	ON_PSUM	160	2895968.	179550.02	19384.	19384.	0.00	
								525971.38
AUG								
	OFF_PSUM	376	5677486.	193034.52	18914.	18914.	0.00	
	INT_SUM	184	3240386.	152298.16	19004.	19004.	0.00	
	ON_PSUM	184	3302607.	204761.61	19239.	19239.	0.00	
								550094.31
SEP								
	OFF_PSUM	400	5557391.	188951.30	15098.	15098.	0.00	
	INT_SUM	160	2209121.	103828.68	14917.	14917.	0.00	
	ON_PSUM	160	2252824.	139675.08	15253.	15253.	0.00	
								432455.06
OCT								
	OFF_PSUM	408	5464551.	185794.73	14355.	14355.	0.00	
	INT_SUM	168	2254761.	105973.77	13974.	13974.	0.00	
	ON_PSUM	168	2299973.	142598.33	14444.	14444.	0.00	
								434366.81

REPORT- ES-E SUMMARY OF ELECTRICITY CHARGES

CONTINUED

MONTH	CHARGE-ASSIGNMENT (U-NAME)	LENGTH (HR/MO)	CONSUMPTION BY C-A (KWH)	ENERGY CHARGE ($)	MEASURED DEMAND (KW)	BILLING DEMAND (KW)	DEMAND CHARGE ($)	TOTAL CHARGES ($)
NOV								
	OFF_PWIN	400	4726973.	189078.91	13152.	13152.	0.00	
	INT_WIN	160	1890410.	86958.85	13352.	13352.	0.00	
	ON_PWIN	160	1921722.	101851.29	13363.	13363.	0.00	
								377889.03
DEC								
	OFF_PWIN	424	4877769.	195110.75	12526.	12526.	0.00	
	INT_WIN	160	1820643.	83749.57	12372.	12372.	0.00	
	ON_PWIN	160	1857570.	98451.23	12422.	12422.	0.00	
								377311.53
TOTAL			114241104.	5045581.50			0.00	5045581.50

ENTECH ENGINEERING EZDOE - ELITE SOFTWARE DEVELOPMENT INC DOE-2.1D 8/ 4/1995 16:16:51 SDL RUN 1
READING, PA 19603
REPORT- SS-D PLANT MONTHLY LOADS SUMMARY FOR DEFAULT-PLANT WEATHER FILE- BALTIMORE, MD

	COOLING						HEATING						ELEC	
MONTH	COOLING ENERGY (MBTU)	TIME OF MAX DY	TIME OF MAX HR	DRY-BULB TEMP	WET-BULB TEMP	MAXIMUM COOLING LOAD (KBTU/HR)	HEATING ENERGY (MBTU)	TIME OF MAX DY	TIME OF MAX HR	DRY-BULB TEMP	WET-BULB TEMP	MAXIMUM HEATING LOAD (KBTU/HR)	ELEC-TRICAL ENERGY (KWH)	MAXIMUM ELEC LOAD (KW)
JAN	9658.68652	9	13	59.F	56.F	15525.513	-39585.785	31	7	6.F	5.F	-105174.102	7278658.	9974.583
FEB	8821.94727	28	15	62.F	55.F	17900.859	-30852.945	3	7	6.F	4.F	-106161.359	6575873.	10058.191
MAR	9376.54883	1	6	65.F	62.F	35134.438	-22291.625	5	6	23.F	20.F	-71443.281	7295931.	10357.718
APR	6785.54785	20	14	78.F	66.F	44001.125	-10395.026	8	7	28.F	27.F	-59776.961	7103840.	10539.354
MAY	11695.64746	28	17	78.F	69.F	54931.406	-3265.857	10	7	36.F	30.F	-41950.785	7455450.	10764.810
JUN	27458.62891	28	17	91.F	77.F	110877.438	-100.418	22	6	52.F	47.F	-7714.698	7458804.	11602.413
JUL	39775.48047	25	14	96.F	80.F	122410.703	-12.161	21	5	56.F	54.F	-3119.688	7848124.	11561.323
AUG	35472.04297	31	15	90.F	79.F	115665.773	-41.127	22	4	53.F	53.F	-6419.787	7799931.	11598.717
SEP	21522.20313	2	12	89.F	77.F	99495.773	-685.674	30	8	46.F	43.F	-19243.379	7379022.	11475.604
OCT	8112.40137	13	16	82.F	66.F	46157.563	-5904.281	28	8	32.F	31.F	-50054.891	7413010.	10766.478
NOV	10139.44727	2	14	82.F	73.F	74790.594	-17905.180	23	7	28.F	25.F	-61764.344	7088950.	10768.788
DEC	9681.85449	29	6	59.F	58.F	20930.740	-33417.570	21	7	15.F	13.F	-86907.500	7278922.	10017.823
TOTAL	198500.547						-164457.516						87974408.	
MAX						122410.703						-106161.359		11602.413

82 temp
62 temp

ALT # 9
UNOCCUPIED CONTROL
BLOCKS
1, 7, 11, 40, + 41

ENTECH ENGINEERING EZDOE - ELITE SOFTWARE DEVELOPMENT INC DOE-2.1D 8/ 4/1995 16:16:51 SDL RUN 1
READING, PA 19603
REPORT- SS-A SYSTEM MONTHLY LOADS SUMMARY FOR BLD_7 WEATHER FILE- BALTIMORE, MD

	COOLING						HEATING						ELEC	
MONTH	COOLING ENERGY (MBTU)	TIME OF MAX DY	TIME OF MAX HR	DRY-BULB TEMP	WET-BULB TEMP	MAXIMUM COOLING LOAD (KBTU/HR)	HEATING ENERGY (MBTU)	TIME OF MAX DY	TIME OF MAX HR	DRY-BULB TEMP	WET-BULB TEMP	MAXIMUM HEATING LOAD (KBTU/HR)	ELEC-TRICAL ENERGY (KWH)	MAXIMUM ELEC LOAD (KW)
JAN	1.55180	9	13	59.F	56.F	216.552	-337.968	31	6	7.F	6.F	-1576.211	130290.	187.979
FEB	4.18165	28	16	62.F	56.F	355.838	-243.825	3	6	6.F	4.F	-1546.491	117852.	197.154
MAR	26.59831	29	16	74.F	56.F	602.423	-116.974	5	6	23.F	20.F	-1130.179	131818.	215.222
APR	91.18903	20	14	78.F	66.F	1036.906	-36.201	9	6	29.F	25.F	-935.612	131661.	247.017
MAY	285.75220	21	17	82.F	66.F	1197.417	-4.848	10	7	36.F	30.F	-502.709	148320.	261.104
JUN	579.68933	28	17	91.F	77.F	1882.791	0.000	15	18	78.F	61.F	-0.001	164987.	310.892
JUL	765.69666	25	11	90.F	80.F	1834.539	0.000					0.000	182126.	310.246
AUG	703.44177	31	14	89.F	79.F	1847.189	0.000					0.000	177618.	309.674
SEP	471.76221	2	12	89.F	77.F	1723.081	-0.005	29	23	50.F	46.F	-2.699	157030.	303.931
OCT	182.82260	13	16	82.F	66.F	1080.571	-11.018	28	7	32.F	31.F	-555.006	141727.	252.620
NOV	64.58344	2	14	82.F	73.F	1419.922	-88.141	23	7	28.F	25.F	-933.870	130130.	275.598
DEC	1.00031	29	6	59.F	58.F	260.569	-259.948	22	6	16.F	14.F	-1310.004	130260.	190.707
TOTAL	3178.269						-1098.928						1743818.	
MAX						1882.791						-1576.211		310.892

ENTECH ENGINEERING EZDOE - ELITE SOFTWARE DEVELOPMENT INC DOE-2.1D 8/ 4/1995 16:16:51 SDL RUN 1
READING, PA 19603
REPORT- SS-A SYSTEM MONTHLY LOADS SUMMARY FOR 48_GENERAL WEATHER FILE- BALTIMORE, MD

	COOLING						HEATING						ELEC	
MONTH	COOLING ENERGY (MBTU)	TIME OF MAX DY	TIME OF MAX HR	DRY-BULB TEMP	WET-BULB TEMP	MAXIMUM COOLING LOAD (KBTU/HR)	HEATING ENERGY (MBTU)	TIME OF MAX DY	TIME OF MAX HR	DRY-BULB TEMP	WET-BULB TEMP	MAXIMUM HEATING LOAD (KBTU/HR)	ELEC-TRICAL ENERGY (KWH)	MAXIMUM ELEC LOAD (KW)
JAN	384.42691	8	22	59.F	52.F	1560.025	-4981.119	31	7	6.F	5.F	-13699.482	489879.	658.443
FEB	361.94824	28	16	62.F	56.F	2374.213	-3808.562	3	7	6.F	4.F	-13892.849	442471.	658.443
MAR	511.68246	29	15	75.F	57.F	5808.886	-2610.200	5	4	22.F	19.F	-9144.771	489879.	658.443
APR	764.88245	19	11	74.F	61.F	5590.978	-1140.072	8	8	28.F	26.F	-7414.337	474076.	658.443
MAY	1170.97815	26	11	70.F	67.F	9240.319	-316.100	10	5	35.F	29.F	-5349.235	489879.	658.443
JUN	2742.59399	28	17	91.F	77.F	17951.648	-0.297	22	6	52.F	47.F	-257.330	474076.	658.443
JUL	4067.98926	25	14	96.F	80.F	20306.863	-0.011	18	1	68.F	68.F	-6.000	489879.	658.443
AUG	3496.61743	31	15	90.F	79.F	18743.852	-0.184	22	4	53.F	53.F	-98.079	489879.	658.443
SEP	2092.70850	2	14	92.F	76.F	15399.860	-38.372	30	8	46.F	43.F	-2165.799	474076.	658.443
OCT	1111.33569	1	17	74.F	63.F	8116.458	-613.819	28	8	32.F	31.F	-6301.521	489879.	658.443
NOV	621.37177	1	10	72.F	71.F	12659.014	-2041.868	23	7	28.F	25.F	-7548.288	474076.	658.443
DEC	394.64340	29	6	59.F	58.F	2519.949	-4097.769	21	7	15.F	13.F	-11146.239	489879.	658.443
TOTAL	17721.480						-19648.348						5768362.	
MAX						20306.863						-13892.849		658.443

ENTECH ENGINEERING EZDOE - ELITE SOFTWARE DEVELOPMENT INC DOE-2.1D 8/ 4/1995 16:16:51 SDL RUN 1
READING, PA 19603
REPORT- SS-A SYSTEM MONTHLY LOADS SUMMARY FOR 49_DEABGU WEATHER FILE- BALTIMORE, MD

	COOLING						HEATING						ELEC	
MONTH	COOLING ENERGY (MBTU)	TIME OF MAX DY	TIME OF MAX HR	DRY-BULB TEMP	WET-BULB TEMP	MAXIMUM COOLING LOAD (KBTU/HR)	HEATING ENERGY (MBTU)	TIME OF MAX DY	TIME OF MAX HR	DRY-BULB TEMP	WET-BULB TEMP	MAXIMUM HEATING LOAD (KBTU/HR)	ELEC-TRICAL ENERGY (KWH)	MAXIMUM ELEC LOAD (KW)
JAN	0.00000					0.000	-2253.873	31	7	6.F	5.F	-8559.861	413270.	650.169
FEB	4.10562	28	17	60.F	55.F	735.918	-1675.140	3	7	6.F	4.F	-8236.667	373528.	694.796
MAR	52.30265	29	16	74.F	56.F	2305.409	-975.661	5	6	23.F	20.F	-6262.863	416551.	807.787
APR	233.35985	19	17	83.F	63.F	4306.261	-397.741	9	7	29.F	25.F	-5407.557	415154.	963.876
MAY	958.02203	21	17	82.F	66.F	5375.751	-70.297	10	7	36.F	30.F	-3778.747	475802.	1037.827
JUN	2193.18042	28	17	91.F	77.F	7911.192	-0.145	17	4	54.F	52.F	-36.184	551462.	1249.368
JUL	2931.59204	25	17	94.F	79.F	8202.170	0.000					0.000	615923.	1280.544
AUG	2652.57520	18	17	93.F	77.F	7965.785	-0.153	22	3	53.F	53.F	-50.010	596191.	1263.353
SEP	1693.65442	7	17	89.F	74.F	7245.698	-3.505	30	8	46.F	43.F	-620.695	514570.	1229.895
OCT	508.32101	13	17	78.F	66.F	4546.829	-176.968	28	8	32.F	31.F	-3990.768	446814.	962.775
NOV	176.73238	2	15	81.F	72.F	5437.345	-848.563	23	7	28.F	25.F	-5478.437	411651.	1003.534
DEC	0.00000					0.000	-1907.827	22	7	16.F	14.F	-7147.256	413270.	650.169
TOTAL	11403.850						-8309.871						5644044.	
MAX						8202.170						-8559.861		1280.544

ENTECH ENGINEERING EZDOE - ELITE SOFTWARE DEVELOPMENT INC DOE-2.1D 8/ 4/1995 16:16:51 SDL RUN 1
READING, PA 19603
REPORT- SS-A SYSTEM MONTHLY LOADS SUMMARY FOR 54_AFIPSP WEATHER FILE- BALTIMORE, MD

	COOLING					HEATING					ELEC	
MONTH	COOLING ENERGY (MBTU)	TIME OF MAX DY	TIME OF MAX HR	DRY-BULB TEMP	WET-BULB TEMP	MAXIMUM COOLING LOAD (KBTU/HR)	HEATING ENERGY (MBTU)	TIME OF MAX DY	TIME OF MAX HR	DRY-BULB TEMP	WET-BULB TEMP	MAXIMUM HEATING LOAD (KBTU/HR)	ELECTRICAL ENERGY (KWH)	MAXIMUM ELEC LOAD (KW)
JAN	33.93944	9	13	59.F	56.F	1900.002	-3644.374	17	19	6.F	4.F	-10883.411	929378.	1360.231
FEB	49.84756	28	16	62.F	56.F	2444.933	-2727.859	3	6	6.F	4.F	-10846.154	840621.	1398.740
MAR	235.70625	29	14	75.F	57.F	5053.963	-1754.915	5	4	22.F	19.F	-6943.017	941856.	1581.028
APR	659.23621	19	14	83.F	64.F	7287.734	-675.773	8	8	28.F	26.F	-5420.951	938592.	1775.343
MAY	1536.33984	19	13	77.F	68.F	8367.409	-172.234	11	2	35.F	30.F	-3759.638	1025622.	1811.050
JUN	3325.58276	28	17	91.F	77.F	14407.431	0.000					0.000	1123927.	2244.603
JUL	4648.01465	9	18	91.F	77.F	13619.016	0.000					0.000	1244364.	2207.408
AUG	4300.96143	18	17	93.F	77.F	13614.819	0.000					0.000	1220410.	2222.444
SEP	2898.02759	2	14	92.F	76.F	12181.978	-13.968	30	8	46.F	43.F	-1150.482	1088996.	2143.444
OCT	1446.15845	13	14	82.F	67.F	8408.471	-347.408	28	8	32.F	31.F	-4528.100	1018756.	1845.173
NOV	497.43384	2	11	78.F	72.F	10760.764	-1295.320	23	7	28.F	25.F	-5540.527	928728.	1963.790
DEC	37.99460	28	14	62.F	57.F	2553.901	-2872.135	21	7	15.F	13.F	-8714.624	929673.	1405.524
TOTAL	19669.221						-13504.005						12231591.	
MAX						14407.431						-10883.411		2244.603

ENTECH ENGINEERING EZDOE - ELITE SOFTWARE DEVELOPMENT INC DOE-2.1D 8/ 4/1995 16:16:51 SDL RUN 1
READING, PA 19603
REPORT- SS-A SYSTEM MONTHLY LOADS SUMMARY FOR 48_HEATON WEATHER FILE- BALTIMORE, MD

	COOLING					HEATING					ELEC	
MONTH	COOLING ENERGY (MBTU)	TIME OF MAX DY	TIME OF MAX HR	DRY-BULB TEMP	WET-BULB TEMP	MAXIMUM COOLING LOAD (KBTU/HR)	HEATING ENERGY (MBTU)	TIME OF MAX DY	TIME OF MAX HR	DRY-BULB TEMP	WET-BULB TEMP	MAXIMUM HEATING LOAD (KBTU/HR)	ELEC-TRICAL ENERGY (KWH)	MAXIMUM ELEC LOAD (KW)
JAN	8627.30176	15	5	13.F	11.F	11693.745	-24225.752	31	7	6.F	5.F	-58789.977	4319428.	5805.631
FEB	7820.42871	28	15	62.F	55.F	12386.813	-19252.305	3	7	6.F	4.F	-59869.523	3901419.	5805.631
MAR	7978.51904	1	6	65.F	62.F	23099.789	-14726.472	5	4	22.F	19.F	-41758.391	4319428.	5805.631
APR	4892.73340	19	17	83.F	63.F	32021.797	-7254.164	9	7	29.F	25.F	-34681.801	4180095.	5805.631
MAY	8747.39160	28	17	78.F	69.F	40371.461	-2463.055	10	5	35.F	29.F	-26004.721	4319428.	5805.631
JUN	20795.54492	30	16	86.F	78.F	74764.172	-99.724	22	6	52.F	47.F	-7333.777	4180095.	5805.631
JUL	29877.50781	24	20	87.F	80.F	82739.453	-12.145	21	5	56.F	54.F	-3119.688	4319428.	5805.631
AUG	26858.78711	31	14	89.F	79.F	78237.719	-40.739	22	4	53.F	53.F	-6269.707	4319428.	5805.631
SEP	16304.99121	2	12	89.F	77.F	67770.242	-603.888	30	8	46.F	43.F	-13685.553	4180095.	5805.631
OCT	5556.35742	13	14	82.F	67.F	35515.574	-4287.764	28	8	32.F	31.F	-29529.379	4319428.	5805.631
NOV	8476.99023	2	14	82.F	73.F	52723.781	-12006.080	23	7	28.F	25.F	-35994.434	4180095.	5805.631
DEC	8641.05078	29	6	59.F	58.F	15177.600	-20908.521	21	7	15.F	13.F	-49338.922	4319428.	5805.631
TOTAL	154577.203						-105880.695						50854012.	
MAX						82739.453						-59869.523		5805.631

ENTECH ENGINEERING EZDOE - ELITE SOFTWARE DEVELOPMENT INC DOE-2.1D 8/ 4/1995 16:16:51 SDL RUN 1
READING, PA 19603
REPORT- SS-A SYSTEM MONTHLY LOADS SUMMARY FOR 48_ADMIN WEATHER FILE- BALTIMORE, MD

	COOLING						HEATING						ELEC	
MONTH	COOLING ENERGY (MBTU)	TIME OF MAX DY	TIME OF MAX HR	DRY-BULB TEMP	WET-BULB TEMP	MAXIMUM COOLING LOAD (KBTU/HR)	HEATING ENERGY (MBTU)	TIME OF MAX DY	TIME OF MAX HR	DRY-BULB TEMP	WET-BULB TEMP	MAXIMUM HEATING LOAD (KBTU/HR)	ELEC-TRICAL ENERGY (KWH)	MAXIMUM ELEC LOAD (KW)
JAN	281.10031	9	13	59.F	56.F	779.105	-0.633	31	7	6.F	5.F	-65.016	227888.	306.303
FEB	292.42172	28	16	62.F	56.F	843.858	-0.126	3	7	6.F	4.F	-36.344	205835.	306.303
MAR	408.53656	29	15	75.F	57.F	1086.225	0.000					0.000	227888.	306.303
APR	479.21790	19	16	83.F	63.F	1293.752	0.000					0.000	220537.	306.303
MAY	662.79010	21	17	82.F	66.F	1412.813	0.000					0.000	227888.	306.303
JUN	863.52612	30	16	86.F	78.F	1888.489	0.000					0.000	220537.	306.303
JUL	1004.94971	25	14	96.F	80.F	1952.547	0.000					0.000	227888.	306.303
AUG	963.56244	31	15	90.F	79.F	1925.568	0.000					0.000	227888.	306.303
SEP	775.51825	2	14	92.F	76.F	1783.525	0.000					0.000	220537.	306.303
OCT	566.55206	13	14	82.F	67.F	1299.625	0.000					0.000	227888.	306.303
NOV	394.64178	2	14	82.F	73.F	1496.991	0.000					0.000	220537.	306.303
DEC	272.36353	29	7	59.F	58.F	815.924	0.000					0.000	227888.	306.303
TOTAL	6965.189						-0.759						2682954.	
MAX						1952.547						-65.016		306.303

ENTECH ENGINEERING EZDOE - ELITE SOFTWARE DEVELOPMENT INC DOE-2.1D 8/ 4/1995 16:16:51 SDL RUN 1
READING, PA 19603
REPORT- SS-A SYSTEM MONTHLY LOADS SUMMARY FOR 48_WRAIR WEATHER FILE- BALTIMORE, MD

	COOLING						HEATING						ELEC	
MONTH	COOLING ENERGY (MBTU)	TIME OF MAX DY	TIME OF MAX HR	DRY-BULB TEMP	WET-BULB TEMP	MAXIMUM COOLING LOAD (KBTU/HR)	HEATING ENERGY (MBTU)	TIME OF MAX DY	TIME OF MAX HR	DRY-BULB TEMP	WET-BULB TEMP	MAXIMUM HEATING LOAD (KBTU/HR)	ELEC-TRICAL ENERGY (KWH)	MAXIMUM ELEC LOAD (KW)
JAN	300.06345	8	22	59.F	52.F	1355.893	-3732.795	17	19	6.F	4.F	-10409.997	668532.	898.569
FEB	283.12122	28	16	62.F	56.F	1956.609	-2844.543	3	7	6.F	4.F	-10575.047	603835.	898.569
MAR	377.38864	1	6	65.F	62.F	5355.463	-1934.514	5	4	22.F	19.F	-6913.070	668532.	898.569
APR	493.55014	20	14	78.F	66.F	5376.899	-823.302	8	8	28.F	26.F	-5571.383	646966.	898.569
MAY	887.08594	28	17	78.F	69.F	6871.916	-222.216	11	2	35.F	30.F	-4016.310	668532.	898.569
JUN	2597.07520	30	16	86.F	78.F	14474.282	-0.093	22	6	52.F	47.F	-87.061	646966.	898.569
JUL	4170.10303	25	14	96.F	80.F	15946.209	-0.006	31	4	65.F	64.F	-3.254	668532.	898.569
AUG	3577.51294	31	14	89.F	79.F	15143.452	-0.003	8	4	66.F	65.F	-2.680	668532.	898.569
SEP	1997.57361	2	12	89.F	77.F	13150.514	-23.290	30	8	46.F	43.F	-1511.002	646966.	898.569
OCT	671.49591	30	15	70.F	65.F	7263.270	-434.500	28	8	32.F	31.F	-4738.718	668532.	898.569
NOV	533.64032	2	14	82.F	73.F	9740.532	-1494.679	23	7	28.F	25.F	-5674.818	646966.	898.569
DEC	307.34085	29	6	59.F	58.F	2083.525	-3048.474	21	7	15.F	13.F	-8452.755	668532.	898.569
TOTAL	16196.079						-14558.429						7871080.	
MAX						15946.209						-10575.047		898.569

ENTECH ENGINEERING EZDOE - ELITE SOFTWARE DEVELOPMENT INC DOE-2.1D 8/ 4/1995 16:16:51 SDL RUN 1
READING, PA 19603
REPORT- SS-A SYSTEM MONTHLY LOADS SUMMARY FOR 48_FITNESS WEATHER FILE- BALTIMORE, MD

	COOLING						HEATING						ELEC	
MONTH	COOLING ENERGY (MBTU)	TIME OF MAX DY	TIME OF MAX HR	DRY-BULB TEMP	WET-BULB TEMP	MAXIMUM COOLING LOAD (KBTU/HR)	HEATING ENERGY (MBTU)	TIME OF MAX DY	TIME OF MAX HR	DRY-BULB TEMP	WET-BULB TEMP	MAXIMUM HEATING LOAD (KBTU/HR)	ELECTRICAL ENERGY (KWH)	MAXIMUM ELEC LOAD (KW)
JAN	51.39704	9	13	59.F	56.F	208.701	-190.090	31	7	6.F	5.F	-649.285	72266.	97.131
FEB	50.49187	28	16	62.F	56.F	268.939	-131.617	3	7	6.F	4.F	-588.718	65273.	97.131
MAR	82.14308	29	16	74.F	56.F	416.673	-53.386	5	6	23.F	20.F	-353.791	72266.	97.131
APR	126.46930	19	17	83.F	63.F	629.285	-12.697	9	8	29.F	24.F	-261.897	69935.	97.131
MAY	171.50642	21	17	82.F	66.F	752.971	-0.372	11	6	38.F	33.F	-39.552	72266.	97.131
JUN	292.58224	28	17	91.F	77.F	1176.982	-0.002	12	22	59.F	53.F	-2.082	69935.	97.131
JUL	409.46167	25	17	94.F	79.F	1271.283	0.000					0.000	72266.	97.131
AUG	360.54605	31	15	90.F	79.F	1179.467	0.000	20	21	63.F	62.F	-0.159	72266.	97.131
SEP	228.08095	1	17	94.F	72.F	1050.441	-0.001	18	22	60.F	52.F	-0.565	69935.	97.131
OCT	164.59122	13	17	78.F	66.F	695.952	-1.901	28	8	32.F	31.F	-128.504	72266.	97.131
NOV	84.58237	1	14	77.F	72.F	815.720	-36.876	23	7	28.F	25.F	-261.136	69935.	97.131
DEC	51.58225	29	6	59.F	58.F	234.354	-141.644	22	7	16.F	14.F	-481.764	72266.	97.131
TOTAL	2073.421						-568.585						850825.	
MAX						1271.283						-649.285		97.131

ENTECH ENGINEERING EZDOE - ELITE SOFTWARE DEVELOPMENT INC DOE-2.1D 8/ 4/1995 16:16:51 SDL RUN 1
READING, PA 19603
REPORT- SS-A SYSTEM MONTHLY LOADS SUMMARY FOR 48_MRI WEATHER FILE- BALTIMORE, MD

	COOLING						HEATING						ELEC	
MONTH	COOLING ENERGY (MBTU)	TIME OF MAX DY	TIME OF MAX HR	DRY-BULB TEMP	WET-BULB TEMP	MAXIMUM COOLING LOAD (KBTU/HR)	HEATING ENERGY (MBTU)	TIME OF MAX DY	TIME OF MAX HR	DRY-BULB TEMP	WET-BULB TEMP	MAXIMUM HEATING LOAD (KBTU/HR)	ELEC-TRICAL ENERGY (KWH)	MAXIMUM ELEC LOAD (KW)
JAN	14.40490	8	22	59.F	52.F	60.567	-219.188	17	19	6.F	4.F	-595.930	27746.	37.293
FEB	13.53719	28	16	62.F	56.F	90.158	-168.980	3	7	6.F	4.F	-603.942	25061.	37.293
MAR	18.27430	1	6	65.F	62.F	210.989	-119.506	5	4	22.F	19.F	-401.397	27746.	37.293
APR	28.69227	20	14	78.F	66.F	249.995	-55.078	8	7	28.F	27.F	-327.398	26851.	37.293
MAY	55.89507	26	17	79.F	68.F	331.887	-16.736	11	2	35.F	30.F	-245.715	27746.	37.293
JUN	167.32713	30	17	86.F	78.F	750.162	-0.157	22	6	52.F	47.F	-36.528	26851.	37.293
JUL	245.47079	25	14	96.F	80.F	834.074	0.000					0.000	27746.	37.293
AUG	215.03352	31	15	90.F	79.F	790.626	-0.048	22	4	53.F	53.F	-24.176	27746.	37.293
SEP	123.32504	2	14	92.F	76.F	644.582	-2.645	30	8	46.F	43.F	-109.849	26851.	37.293
OCT	42.06193	2	17	67.F	64.F	277.590	-30.903	28	8	32.F	31.F	-283.595	27746.	37.293
NOV	28.22661	2	14	82.F	73.F	465.376	-93.642	9	7	28.F	26.F	-332.863	26851.	37.293
DEC	14.86966	29	6	59.F	58.F	100.613	-181.246	21	7	15.F	13.F	-486.553	27746.	37.293
TOTAL	967.163						-888.131						326673.	
MAX						834.074						-603.942		37.293

ENERGY TYPE IN SITE MBTU - CATEGORY OF USE	ELECTRICITY	FUEL-OIL
SPACE HEAT	0.00	253493.28
SPACE COOL	89044.78	0.00
HVAC AUX	44789.71	0.00
DOM HOT WTR	0.00	0.00
AUX SOLAR	0.00	0.00
LIGHTS	149795.50	0.00
VERT TRANS	0.00	0.00
MISC EQUIP	106361.53	0.00
TOTAL	389991.50	253493.28

TOTAL SITE ENERGY 643493.46 MBTU 270.3 KBTU/SQFT-YR GROSS-AREA 270.3 KBTU/SQFT-YR NET-AREA
TOTAL SOURCE ENERGY 1424665.35 MBTU 598.4 KBTU/SQFT-YR GROSS-AREA 598.4 KBTU/SQFT-YR NET-AREA

PERCENT OF HOURS ANY SYSTEM ZONE OUTSIDE OF THROTTLING RANGE = 73.6
PERCENT OF HOURS ANY PLANT LOAD NOT SATISFIED = 15.5

NOTE ELECTRICITY AND/OR FUEL USED TO GENERATE ELECTRICITY IS APPORTIONED BASED ON THE YEARLY DEMAND. ALL OTHER ENERGY TYPES ARE APPORTIONED HOURLY.

MMDDHH	OPEN-CEN T-CHLR LOAD BTU/HR ----(1)	OPEN-CEN T-CHLR ELECTRIC USE BTU/HR ----(3)	OPEN-CEN T-CHLR SIZES RUNNING ----(6)	CERAMIC- TWR FAN ELEC BTU/HR ----(20)	CERAMIC- TWR PUMP ELEC BTU/HR ----(21)
MONTHLY SUMMARY (JAN)					
MN	14323141.	3252053.	1.	0.	400831.
MX	17254616.	6504104.	2.	0.	801662.
SM	10945137664.	3538115584.	1088.	0.	436104256.
AV	14711207.	4755532.	1.	0.	586162.
MONTHLY SUMMARY (FEB)					
MN	14360108.	3252053.	1.	0.	400831.
MX	19629962.	6504105.	2.	302401.	801662.
SM	9983905792.	3742786560.	1151.	604040.	461356704.
AV	14857003.	5569623.	2.	899.	686543.
MONTHLY SUMMARY (MAR)					
MN	3051075.	3252053.	1.	0.	400831.
MX	29571134.	6504104.	2.	439259.	801662.
SM	10662998016.	4227559424.	1300.	6405217.	521080544.
AV	14331987.	5682204.	2.	8609.	700377.
MONTHLY SUMMARY (APR)					
MN	3122064.	3252054.	1.	0.	400831.
MX	30083156.	6504082.	2.	639224.	801662.
SM	8001062912.	3096463360.	952.	29637776.	381591168.
AV	11112587.	4300644.	1.	41164.	529988.
MONTHLY SUMMARY (MAY)					
MN	3163950.	3252128.	1.	0.	400831.
MX	30345800.	6504103.	2.	863296.	801662.
SM	12356529152.	3591726592.	1112.	146561344.	445724256.
AV	16608238.	4827590.	1.	196991.	599092.
MONTHLY SUMMARY (JUN)					
MN	5804496.	9406573.	3.	0.	1202494.
MX	45518700.	10312154.	3.	1113640.	1202494.
SM	23234859008.	6981632512.	2160.	483220256.	865795328.
AV	32270638.	9696712.	3.	671139.	1202494.
MONTHLY SUMMARY (JUL)					
MN	6296707.	3252671.	1.	0.	400831.
MX	88498208.	22523626.	6.	1113640.	2404987.
SM	34112008192.	11366473728.	3396.	657272832.	1361222656.
AV	45849472.	15277518.	5.	883431.	1829600.

	OPEN-CEN T-CHLR LOAD BTU/HR ----(1)	OPEN-CEN T-CHLR ELECTRIC USE BTU/HR ----(3)	OPEN-CEN T-CHLR SIZES RUNNING ----(6)	CERAMIC-TWR FAN ELEC BTU/HR ----(20)	CERAMIC-TWR PUMP ELEC BTU/HR ----(21)
MONTHLY SUMMARY (AUG)					
MN	5735534.	3253306.	1.	0.	400831.
MX	89214016.	22282284.	6.	1113640.	2404987.
SM	32491151360.	12207679488.	3691.	657135232.	1479467776.
AV	43670904.	16408171.	5.	883246.	1988532.
MONTHLY SUMMARY (SEP)					
MN	4740642.	9406573.	3.	0.	1202494.
MX	45518700.	10686763.	3.	1113640.	1202494.
SM	19415207936.	6992815616.	2160.	382525568.	865795328.
AV	26965566.	9712244.	3.	531286.	1202494.
MONTHLY SUMMARY (OCT)					
MN	3010958.	6832337.	3.	0.	1202494.
MX	44596404.	9797366.	3.	987628.	1202494.
SM	9398846464.	7163420160.	2232.	105327392.	894655168.
AV	12632858.	9628253.	3.	141569.	1202494.
MONTHLY SUMMARY (NOV)					
MN	3040506.	3252054.	1.	0.	400831.
MX	30345800.	6504103.	2.	972711.	801662.
SM	10698957824.	3854114560.	1187.	42307932.	475786528.
AV	14859664.	5352937.	2.	58761.	660815.
MONTHLY SUMMARY (DEC)					
MN	14270317.	3252053.	1.	0.	400831.
MX	22659844.	6504105.	2.	319752.	801662.
SM	10968299520.	3316909056.	1020.	2767931.	408847840.
AV	14742338.	4458211.	1.	3720.	549527.
YEARLY SUMMARY					
MN	3010958.	3252053.	1.	0.	400831.
MX	89214016.	22523626.	6.	1113640.	2404987.
SM	192268976128.	70079692800.	21449.	2513765376.	8597427200.
AV	21948514.	7999965.	2.	286960.	981441.

ENTECH ENGINEERING EZDOE - ELITE SOFTWARE DEVELOPMENT INC DOE-2.1D 8/ 4/1995 16:16:51 EDL RUN 1
READING, PA 19603
REPORT- ES-E SUMMARY OF ELECTRICITY CHARGES

MONTH	CHARGE-ASSIGNMENT (U-NAME)	LENGTH (HR/MO)	CONSUMPTION BY C-A (KWH)	ENERGY CHARGE ($)	MEASURED DEMAND (KW)	BILLING DEMAND (KW)	DEMAND CHARGE ($)	TOTAL CHARGES ($)
JAN								
	OFF_PWIN	408	4738060.	189522.41	12399.	12399.	0.00	
	INT_WIN	168	1947241.	89573.09	12301.	12301.	0.00	
	ON_PWIN	168	1970367.	104429.47	12301.	12301.	0.00	
								383524.97
FEB								
	OFF_PWIN	368	4363478.	174539.13	12346.	12346.	0.00	
	INT_WIN	152	1806989.	83121.52	12333.	12333.	0.00	
	ON_PWIN	152	1829384.	96957.33	12482.	12482.	0.00	
								354617.97
MAR								
	OFF_PWIN	376	4470186.	178807.44	12704.	12704.	0.00	
	INT_WIN	184	2212841.	101790.70	12391.	12391.	0.00	
	ON_PWIN	184	2218712.	117591.72	12871.	12871.	0.00	
								398189.84
APR								
	OFF_PWIN	400	4593001.	183720.05	12947.	12947.	0.00	
	INT_WIN	160	1849742.	85088.13	12756.	12756.	0.00	
	ON_PWIN	160	1894586.	100413.08	13093.	13093.	0.00	
								369221.25
MAY								
	OFF_PWIN	392	4667914.	186716.55	13311.	13311.	0.00	
	INT_WIN	176	2067815.	95119.48	13115.	13115.	0.00	
	ON_PWIN	176	2158285.	114389.09	13149.	13149.	0.00	
								396225.13
JUN								
	OFF_PSUM	368	5132145.	174492.92	15416.	15416.	0.00	
	INT_SUM	176	2466925.	115945.48	14999.	14999.	0.00	
	ON_PSUM	176	2506488.	155402.23	15452.	15452.	0.00	
								445840.63
JUL								
	OFF_PSUM	424	6247320.	212408.88	19065.	19065.	0.00	
	INT_SUM	160	2842511.	133598.02	19157.	19157.	0.00	
	ON_PSUM	160	2892867.	179357.73	19390.	19390.	0.00	
								525364.63
AUG								
	OFF_PSUM	376	5674386.	192929.14	18777.	18777.	0.00	
	INT_SUM	184	3241787.	152363.98	18847.	18847.	0.00	
	ON_PSUM	184	3299390.	204562.16	19248.	19248.	0.00	
								549855.25
SEP								
	OFF_PSUM	400	5545825.	188558.05	15136.	15136.	0.00	
	INT_SUM	160	2206416.	103701.57	14779.	14779.	0.00	
	ON_PSUM	160	2247274.	139331.00	15275.	15275.	0.00	
								431590.63
OCT								
	OFF_PSUM	408	5468782.	185938.58	14378.	14378.	0.00	
	INT_SUM	168	2252261.	105856.28	13894.	13894.	0.00	
	ON_PSUM	168	2296458.	142380.42	14480.	14480.	0.00	
								434175.31

REPORT- ES-E SUMMARY OF ELECTRICITY CHARGES

CONTINUED

MONTH	CHARGE-ASSIGNMENT (U-NAME)	LENGTH (HR/MO)	CONSUMPTION BY C-A (KWH)	ENERGY CHARGE ($)	MEASURED DEMAND (KW)	BILLING DEMAND (KW)	DEMAND CHARGE ($)	TOTAL CHARGES ($)
NOV								
	OFF_PWIN	400	4748240.	189929.59	13252.	13252.	0.00	
	INT_WIN	160	1899911.	87395.90	13410.	13410.	0.00	
	ON_PWIN	160	1927578.	102161.66	13402.	13402.	0.00	
								379487.16
DEC								
	OFF_PWIN	424	4892250.	195690.02	12532.	12532.	0.00	
	INT_WIN	160	1828325.	84102.95	12367.	12367.	0.00	
	ON_PWIN	160	1863376.	98758.95	12420.	12420.	0.00	
								378551.91
TOTAL			114269136.	5046645.00			0.00	5046645.00

ENTECH ENGINEERING EZDOE - ELITE SOFTWARE DEVELOPMENT INC DOE-2.1D 8/ 4/1995 15:26:26 SDL RUN 1
READING, PA 19603
REPORT- SS-D PLANT MONTHLY LOADS SUMMARY FOR DEFAULT-PLANT WEATHER FILE- BALTIMORE, MD

	COOLING						HEATING						ELEC	
MONTH	COOLING ENERGY (MBTU)	TIME OF MAX DY	TIME OF MAX HR	DRY-BULB TEMP	WET-BULB TEMP	MAXIMUM COOLING LOAD (KBTU/HR)	HEATING ENERGY (MBTU)	TIME OF MAX DY	TIME OF MAX HR	DRY-BULB TEMP	WET-BULB TEMP	MAXIMUM HEATING LOAD (KBTU/HR)	ELEC-TRICAL ENERGY (KWH)	MAXIMUM ELEC LOAD (KW)
JAN	2769.21216	9	13	59.F	56.F	12952.115	-32207.732	31	7	6.F	5.F	-93157.844	7278727.	9980.636
FEB	2661.63037	28	16	62.F	56.F	17884.287	-24182.078	3	7	6.F	4.F	-93940.977	6576452.	10071.413
MAR	3774.61108	1	6	65.F	62.F	33899.043	-15713.634	5	4	22.F	19.F	-60370.637	7299177.	10366.349
APR	5889.34814	20	14	78.F	66.F	41744.570	-6264.929	8	8	28.F	26.F	-48358.297	7114297.	10516.551
MAY	12652.85352	28	15	75.F	69.F	55868.117	-1582.772	10	5	35.F	29.F	-33252.438	7472921.	10739.647
JUN	29252.11328	28	17	91.F	77.F	110073.688	-0.731	22	6	52.F	47.F	-489.786	7485145.	11583.874
JUL	41870.07031	25	14	96.F	80.F	121665.469	-0.004	7	5	64.F	63.F	-3.668	7878816.	11556.280
AUG	37630.75391	31	15	90.F	79.F	114928.344	-0.383	22	4	53.F	53.F	-199.495	7830316.	11581.631
SEP	22926.16602	2	12	89.F	77.F	97778.563	-134.863	30	8	46.F	43.F	-10635.139	7400522.	11453.542
OCT	8593.81445	13	16	82.F	66.F	43376.223	-3209.553	28	8	32.F	31.F	-40121.332	7427052.	10744.286
NOV	5770.98682	2	14	82.F	73.F	71327.648	-12064.698	23	7	28.F	25.F	-49229.613	7092279.	10746.001
DEC	2803.12549	29	6	59.F	58.F	18424.271	-25993.842	21	7	15.F	13.F	-74686.180	7279062.	10015.037
TOTAL	176594.406						-121355.063						88132888.	
MAX						121665.469						-93940.977		11583.874

Prelect

ACT # 10
Rebalance
Preheat Coils
Bldg 2

ENTECH ENGINEERING *EZDOE - ELITE SOFTWARE DEVELOPMENT INC DOE-2.1D 8/ 4/1995 15:26:26 SDL RUN 1
READING, PA 19603
REPORT- SS-A SYSTEM MONTHLY LOADS SUMMARY FOR BLD_7 WEATHER FILE- BALTIMORE, MD

	COOLING						HEATING						ELEC	
MONTH	COOLING ENERGY (MBTU)	TIME OF MAX DY	TIME OF MAX HR	DRY-BULB TEMP	WET-BULB TEMP	MAXIMUM COOLING LOAD (KBTU/HR)	HEATING ENERGY (MBTU)	TIME OF MAX DY	TIME OF MAX HR	DRY-BULB TEMP	WET-BULB TEMP	MAXIMUM HEATING LOAD (KBTU/HR)	ELEC-TRICAL ENERGY (KWH)	MAXIMUM ELEC LOAD (KW)
JAN	2.73361	9	13	59.F	56.F	201.818	-395.770	31	7	6.F	5.F	-1242.406	130359.	187.097
FEB	7.79866	28	16	62.F	56.F	357.541	-289.167	3	7	6.F	4.F	-1202.864	118056.	197.260
MAR	39.58744	29	16	74.F	56.F	612.326	-159.189	5	6	23.F	20.F	-772.466	132571.	215.848
APR	123.95550	20	14	78.F	66.F	952.614	-53.155	8	8	28.F	26.F	-617.025	133630.	242.914
MAY	334.37982	21	17	82.F	66.F	1139.992	-10.086	10	7	36.F	30.F	-368.901	151236.	256.948
JUN	650.41040	28	17	91.F	77.F	1822.667	0.000					0.000	169671.	309.113
JUL	848.26263	24	19	89.F	80.F	1847.995	0.000					0.000	187632.	310.022
AUG	787.59137	18	17	93.F	77.F	1796.270	0.000					0.000	183179.	308.919
SEP	534.61896	2	14	92.F	76.F	1620.156	-0.032	30	8	46.F	43.F	-23.277	161078.	299.366
OCT	224.13701	13	16	82.F	66.F	1015.712	-20.454	28	8	32.F	31.F	-444.073	144207.	247.837
NOV	78.69498	2	14	82.F	73.F	1315.856	-124.683	23	7	28.F	25.F	-620.654	130932.	268.445
DEC	3.34359	29	7	59.F	58.F	217.307	-317.204	22	7	16.F	14.F	-956.661	130399.	188.259
TOTAL	3635.517						-1369.740						1772953.	
MAX						1847.995						-1242.406		310.022

ENTECH ENGINEERING EZDOE - ELITE SOFTWARE DEVELOPMENT INC DOE-2.1D 8/ 4/1995 15:26:26 SDL RUN 1
READING, PA 19603
REPORT- SS-A SYSTEM MONTHLY LOADS SUMMARY FOR 48_GENERAL WEATHER FILE- BALTIMORE, MD

	COOLING						HEATING						ELEC	
MONTH	COOLING ENERGY (MBTU)	TIME OF MAX DY	TIME OF MAX HR	DRY-BULB TEMP	WET-BULB TEMP	MAXIMUM COOLING LOAD (KBTU/HR)	HEATING ENERGY (MBTU)	TIME OF MAX DY	TIME OF MAX HR	DRY-BULB TEMP	WET-BULB TEMP	MAXIMUM HEATING LOAD (KBTU/HR)	ELEC-TRICAL ENERGY (KWH)	MAXIMUM ELEC LOAD (KW)
JAN	384.42691	8	22	59.F	52.F	1560.025	-4981.119	31	7	6.F	5.F	-13699.482	489879.	658.443
FEB	361.94824	28	16	62.F	56.F	2374.213	-3808.562	3	7	6.F	4.F	-13892.849	442471.	658.443
MAR	533.79242	29	15	75.F	57.F	5808.886	-2610.768	5	4	22.F	19.F	-9144.771	489879.	658.443
APR	871.01312	19	12	77.F	62.F	6383.616	-1142.084	8	8	28.F	26.F	-7415.490	474076.	658.443
MAY	1990.07837	28	14	74.F	69.F	10832.337	-319.178	10	5	35.F	29.F	-5359.031	489879.	658.443
JUN	3876.42432	28	17	91.F	77.F	17564.289	-0.438	22	6	52.F	47.F	-317.124	474076.	658.443
JUL	5259.23486	25	14	96.F	80.F	19649.408	-0.004	7	5	64.F	63.F	-3.668	489879.	658.443
AUG	4778.25879	31	15	90.F	79.F	18125.967	-0.335	22	4	53.F	53.F	-175.319	489879.	658.443
SEP	2993.47119	2	14	92.F	76.F	14816.945	-40.152	30	8	46.F	43.F	-2191.392	474076.	658.443
OCT	1403.53333	8	13	75.F	64.F	8736.681	-616.435	28	8	32.F	31.F	-6301.522	489879.	658.443
NOV	791.69543	1	12	75.F	72.F	13422.507	-2042.341	23	7	28.F	25.F	-7548.288	474076.	658.443
DEC	394.64340	29	6	59.F	58.F	2519.949	-4097.769	21	7	15.F	13.F	-11146.239	489879.	658.443
TOTAL	23638.773						-19659.150						5768362.	
MAX						19649.408						-13892.849		658.443

REPORT- SS-A SYSTEM MONTHLY LOADS SUMMARY FOR 49_DEABGU WEATHER FILE- BALTIMORE, MD

	COOLING						HEATING						ELEC	
MONTH	COOLING ENERGY (MBTU)	TIME OF MAX DY	TIME OF MAX HR	DRY-BULB TEMP	WET-BULB TEMP	MAXIMUM COOLING LOAD (KBTU/HR)	HEATING ENERGY (MBTU)	TIME OF MAX DY	TIME OF MAX HR	DRY-BULB TEMP	WET-BULB TEMP	MAXIMUM HEATING LOAD (KBTU/HR)	ELEC-TRICAL ENERGY (KWH)	MAXIMUM ELEC LOAD (KW)
JAN	0.00000					0.000	-2546.988	31	7	6.F	5.F	-7012.576	413270.	650.169
FEB	10.40430	28	17	60.F	55.F	952.441	-1915.117	3	7	6.F	4.F	-6690.547	373905.	707.926
MAR	93.03175	29	16	74.F	56.F	2501.630	-1208.355	5	7	24.F	20.F	-4699.829	419039.	815.959
APR	371.69562	19	17	83.F	63.F	4110.848	-518.460	8	8	28.F	26.F	-4032.827	423642.	949.456
MAY	1185.00354	21	17	82.F	66.F	5089.093	-118.999	10	7	36.F	30.F	-2727.695	490360.	1016.820
JUN	2518.70801	10	18	92.F	77.F	7608.369	0.000					0.000	573121.	1239.137
JUL	3310.42651	25	18	91.F	79.F	8160.751	0.000					0.000	641112.	1274.871
AUG	3025.57031	18	17	93.F	77.F	7642.015	0.000					0.000	621024.	1246.897
SEP	1972.80957	1	18	89.F	72.F	6958.067	-9.693	30	8	46.F	43.F	-1079.086	532021.	1210.900
OCT	694.62097	13	17	78.F	66.F	4287.255	-267.236	28	8	32.F	31.F	-3096.783	458379.	943.994
NOV	217.91878	2	15	81.F	72.F	5033.097	-1067.310	23	7	28.F	25.F	-3962.647	414180.	982.588
DEC	0.00000					0.000	-2197.096	22	7	16.F	14.F	-5609.576	413270.	650.169
TOTAL	13400.206						-9849.252						5773213.	
MAX						8160.751						-7012.576		1274.871

ENTECH ENGINEERING EZDOE - ELITE SOFTWARE DEVELOPMENT INC DOE-2.1D 8/ 4/1995 15:26:26 SDL RUN 1
READING, PA 19603
REPORT- SS-A SYSTEM MONTHLY LOADS SUMMARY FOR 54_AFIPSP WEATHER FILE- BALTIMORE, MD

	COOLING						HEATING						ELEC	
MONTH	COOLING ENERGY (MBTU)	TIME OF MAX DY	TIME OF MAX HR	DRY-BULB TEMP	WET-BULB TEMP	MAXIMUM COOLING LOAD (KBTU/HR)	HEATING ENERGY (MBTU)	TIME OF MAX DY	TIME OF MAX HR	DRY-BULB TEMP	WET-BULB TEMP	MAXIMUM HEATING LOAD (KBTU/HR)	ELEC-TRICAL ENERGY (KWH)	MAXIMUM ELEC LOAD (KW)
JAN	33.93944	9	13	59.F	56.F	1900.002	-3644.374	17	19	6.F	4.F	-10883.411	929378.	1360.231
FEB	49.84756	28	16	62.F	56.F	2444.933	-2727.859	3	6	6.F	4.F	-10846.154	840621.	1398.740
MAR	235.70625	29	14	75.F	57.F	5053.963	-1754.915	5	4	22.F	19.F	-6943.017	941856.	1581.028
APR	659.23621	19	14	83.F	64.F	7287.734	-675.773	8	8	28.F	26.F	-5420.951	938592.	1775.343
MAY	1536.33984	19	13	77.F	68.F	8367.409	-172.234	11	2	35.F	30.F	-3759.638	1025622.	1811.050
JUN	3325.58276	28	17	91.F	77.F	14407.431	0.000					0.000	1123927.	2244.603
JUL	4648.01465	9	18	91.F	77.F	13619.016	0.000					0.000	1244364.	2207.408
AUG	4300.96143	18	17	93.F	77.F	13614.819	0.000					0.000	1220410.	2222.444
SEP	2898.02759	2	14	92.F	76.F	12181.978	-13.968	30	8	46.F	43.F	-1150.482	1088996.	2143.444
OCT	1446.15845	13	14	82.F	67.F	8408.471	-347.408	28	8	32.F	31.F	-4528.100	1018756.	1845.173
NOV	497.43384	2	11	78.F	72.F	10760.764	-1295.320	23	7	28.F	25.F	-5540.527	928728.	1963.790
DEC	37.99460	28	14	62.F	57.F	2553.901	-2872.135	21	7	15.F	13.F	-8714.624	929673.	1405.524
TOTAL	19669.221						-13504.005						12231591.	
MAX						14407.431						-10883.411		2244.603

ENTECH ENGINEERING EZDOE - ELITE SOFTWARE DEVELOPMENT INC DOE-2.1D 8/ 4/1995 15:26:26 SDL RUN 1
READING, PA 19603
REPORT- SS-A SYSTEM MONTHLY LOADS SUMMARY FOR 48_HEATON WEATHER FILE- BALTIMORE, MD

	COOLING						HEATING						ELEC	
MONTH	COOLING ENERGY (MBTU)	TIME OF DY	TIME MAX HR	DRY-BULB TEMP	WET-BULB TEMP	MAXIMUM COOLING LOAD (KBTU/HR)	HEATING ENERGY (MBTU)	TIME OF DY	TIME MAX HR	DRY-BULB TEMP	WET-BULB TEMP	MAXIMUM HEATING LOAD (KBTU/HR)	ELEC-TRICAL ENERGY (KWH)	MAXIMUM ELEC LOAD (KW)
JAN	1737.82068	9	13	59.F	56.F	9010.135	-16496.758	31	7	6.F	5.F	-48653.531	4319428.	5805.631
FEB	1660.10791	28	16	62.F	56.F	12350.511	-12296.108	3	7	6.F	4.F	-49528.344	3901419.	5805.631
MAR	2326.37622	1	6	65.F	62.F	23079.277	-7871.819	5	4	22.F	19.F	-31291.887	4319428.	5805.631
APR	3679.51245	20	14	78.F	66.F	31489.102	-2979.261	8	8	28.F	26.F	-24736.174	4180095.	5805.631
MAY	8465.31445	28	17	78.F	69.F	40371.414	-718.230	10	5	35.F	29.F	-16876.170	4319428.	5805.631
JUN	20722.38477	30	16	86.F	78.F	74764.172	0.000					0.000	4180095.	5805.631
JUL	29866.14258	24	20	87.F	80.F	82739.453	0.000					0.000	4319428.	5805.631
AUG	26830.57031	31	14	89.F	79.F	78237.719	0.000					0.000	4319428.	5805.631
SEP	16105.08398	2	12	89.F	77.F	67770.242	-42.901	30	8	46.F	43.F	-4544.451	4180095.	5805.631
OCT	5411.63672	13	14	82.F	67.F	32755.074	-1485.878	28	8	32.F	31.F	-20597.146	4319428.	5805.631
NOV	3852.85449	2	14	82.F	73.F	52721.465	-5908.329	23	7	28.F	25.F	-25288.709	4180095.	5805.631
DEC	1762.32727	29	6	59.F	58.F	12671.130	-13138.281	21	7	15.F	13.F	-38986.820	4319428.	5805.631
TOTAL	122420.313						-60937.461						50854012.	
MAX						82739.453						-49528.344		5805.631

REPORT- SS-A SYSTEM MONTHLY LOADS SUMMARY FOR 48_ADMIN WEATHER FILE- BALTIMORE, MD

	COOLING						HEATING						ELEC	
MONTH	COOLING ENERGY (MBTU)	TIME OF MAX DY	TIME OF MAX HR	DRY-BULB TEMP	WET-BULB TEMP	MAXIMUM COOLING LOAD (KBTU/HR)	HEATING ENERGY (MBTU)	TIME OF MAX DY	TIME OF MAX HR	DRY-BULB TEMP	WET-BULB TEMP	MAXIMUM HEATING LOAD (KBTU/HR)	ELEC-TRICAL ENERGY (KWH)	MAXIMUM ELEC LOAD (KW)
JAN	281.10031	9	13	59.F	56.F	779.105	-0.633	31	7	6.F	5.F	-65.016	227888.	306.303
FEB	292.42172	28	16	62.F	56.F	843.858	-0.126	3	7	6.F	4.F	-36.344	205835.	306.303
MAR	408.53656	29	15	75.F	57.F	1086.225	0.000					0.000	227888.	306.303
APR	479.21790	19	16	83.F	63.F	1293.752	0.000					0.000	220537.	306.303
MAY	662.79010	21	17	82.F	66.F	1412.813	0.000					0.000	227888.	306.303
JUN	863.52612	30	16	86.F	78.F	1888.489	0.000					0.000	220537.	306.303
JUL	1004.94971	25	14	96.F	80.F	1952.547	0.000					0.000	227888.	306.303
AUG	963.56244	31	15	90.F	79.F	1925.568	0.000					0.000	227888.	306.303
SEP	775.51825	2	14	92.F	76.F	1783.525	0.000					0.000	220537.	306.303
OCT	566.55206	13	14	82.F	67.F	1299.625	0.000					0.000	227888.	306.303
NOV	394.64178	2	14	82.F	73.F	1496.991	0.000					0.000	220537.	306.303
DEC	272.36353	29	7	59.F	58.F	815.924	0.000					0.000	227888.	306.303
TOTAL	6965.189						-0.759						2682954.	
MAX						1952.547						-65.016		306.303

REPORT- SS-A SYSTEM MONTHLY LOADS SUMMARY FOR 48_WRAIR WEATHER FILE- BALTIMORE, MD

	COOLING						HEATING						ELEC	
MONTH	COOLING ENERGY (MBTU)	TIME OF MAX DY	TIME OF MAX HR	DRY-BULB TEMP	WET-BULB TEMP	MAXIMUM COOLING LOAD (KBTU/HR)	HEATING ENERGY (MBTU)	TIME OF MAX DY	TIME OF MAX HR	DRY-BULB TEMP	WET-BULB TEMP	MAXIMUM HEATING LOAD (KBTU/HR)	ELEC-TRICAL ENERGY (KWH)	MAXIMUM ELEC LOAD (KW)
JAN	300.06345	8	22	59.F	52.F	1355.893	-3732.795	17	19	6.F	4.F	-10409.997	668532.	898.569
FEB	283.12122	28	16	62.F	56.F	1956.609	-2844.543	3	7	6.F	4.F	-10575.047	603835.	898.569
MAR	405.48590	29	13	74.F	56.F	4390.291	-1935.704	5	4	22.F	19.F	-6913.101	668532.	898.569
APR	684.60468	20	14	78.F	66.F	4994.374	-828.416	8	8	28.F	26.F	-5575.413	646966.	898.569
MAY	1245.10010	26	17	79.F	68.F	6542.403	-226.595	11	2	35.F	30.F	-4019.902	668532.	898.569
JUN	3249.03516	30	17	86.F	78.F	14155.073	-0.136	22	6	52.F	47.F	-136.134	646966.	898.569
JUL	5023.97852	24	19	89.F	80.F	15949.351	0.000					0.000	668532.	898.569
AUG	4420.36426	31	15	90.F	79.F	15032.445	0.000					0.000	668532.	898.569
SEP	2595.42871	2	14	92.F	76.F	12425.924	-25.472	30	8	46.F	43.F	-1536.601	646966.	898.569
OCT	963.98743	30	15	70.F	65.F	7259.854	-439.287	28	8	32.F	31.F	-4741.610	668532.	898.569
NOV	598.71814	2	14	82.F	73.F	9148.170	-1495.731	23	7	28.F	25.F	-5674.818	646966.	898.569
DEC	307.34085	29	6	59.F	58.F	2083.525	-3048.474	21	7	15.F	13.F	-8452.755	668532.	898.569
TOTAL	20077.332						-14577.173						7871080.	
MAX						15949.351						-10575.047		898.569

ENTECH ENGINEERING EZDOE - ELITE SOFTWARE DEVELOPMENT INC DOE-2.1D 8/ 4/1995 15:26:26 SDL RUN 1
READING, PA 19603
REPORT- SS-A SYSTEM MONTHLY LOADS SUMMARY FOR 48_FITNESS WEATHER FILE- BALTIMORE, MD

	COOLING						HEATING						ELEC	
MONTH	COOLING ENERGY (MBTU)	TIME OF MAX DY	TIME OF MAX HR	DRY-BULB TEMP	WET-BULB TEMP	MAXIMUM COOLING LOAD (KBTU/HR)	HEATING ENERGY (MBTU)	TIME OF MAX DY	TIME OF MAX HR	DRY-BULB TEMP	WET-BULB TEMP	MAXIMUM HEATING LOAD (KBTU/HR)	ELEC-TRICAL ENERGY (KWH)	MAXIMUM ELEC LOAD (KW)
JAN	51.39704	9	13	59.F	56.F	208.701	-190.090	31	7	6.F	5.F	-649.285	72266.	97.131
FEB	50.49187	28	16	62.F	56.F	268.939	-131.617	3	7	6.F	4.F	-588.718	65273.	97.131
MAR	82.14308	29	16	74.F	56.F	416.673	-53.386	5	6	23.F	20.F	-353.791	72266.	97.131
APR	146.30630	20	14	78.F	66.F	628.419	-12.698	9	8	29.F	24.F	-261.897	69935.	97.131
MAY	233.67871	21	17	82.F	66.F	689.682	-0.715	10	7	36.F	30.F	-69.737	72266.	97.131
JUN	373.42697	28	17	91.F	77.F	1136.559	0.000					0.000	69935.	97.131
JUL	470.28455	25	18	91.F	79.F	1235.046	0.000					0.000	72266.	97.131
AUG	422.97275	31	16	90.F	78.F	1125.594	0.000					0.000	72266.	97.131
SEP	333.34177	1	18	89.F	72.F	1019.436	0.000					0.000	69935.	97.131
OCT	206.03949	13	17	78.F	66.F	625.798	-1.953	28	8	32.F	31.F	-128.504	72266.	97.131
NOV	104.83438	2	14	82.F	73.F	813.931	-37.341	23	7	28.F	25.F	-261.136	69935.	97.131
DEC	51.58225	29	6	59.F	58.F	234.354	-141.644	22	7	16.F	14.F	-481.764	72266.	97.131
TOTAL	2526.488						-569.443						850825.	
MAX						1235.046						-649.285		97.131

ENTECH ENGINEERING EZDOE - ELITE SOFTWARE DEVELOPMENT INC DOE-2.1D 8/ 4/1995 15:26:26 SDL RUN 1
READING, PA 19603
REPORT- SS-A SYSTEM MONTHLY LOADS SUMMARY FOR 48_MRI WEATHER FILE- BALTIMORE, MD

	COOLING					HEATING					ELEC	
MONTH	COOLING ENERGY (MBTU)	TIME OF MAX DY	TIME OF MAX HR	DRY-BULB TEMP	WET-BULB TEMP	MAXIMUM COOLING LOAD (KBTU/HR)	HEATING ENERGY (MBTU)	TIME OF MAX DY	TIME OF MAX HR	DRY-BULB TEMP	WET-BULB TEMP	MAXIMUM HEATING LOAD (KBTU/HR)	ELEC-TRICAL ENERGY (KWH)	MAXIMUM ELEC LOAD (KW)
JAN	14.40490	8	22	59.F	52.F	60.567	-219.188	17	19	6.F	4.F	-595.930	27746.	37.293
FEB	13.53719	28	16	62.F	56.F	90.158	-168.980	3	7	6.F	4.F	-603.942	25061.	37.293
MAR	18.27430	1	6	65.F	62.F	210.989	-119.506	5	4	22.F	19.F	-401.397	27746.	37.293
APR	28.69227	20	14	78.F	66.F	249.995	-55.078	8	7	28.F	27.F	-327.398	26851.	37.293
MAY	55.89507	26	17	79.F	68.F	331.887	-16.736	11	2	35.F	30.F	-245.715	27746.	37.293
JUN	167.32713	30	17	86.F	78.F	750.162	-0.157	22	6	52.F	47.F	-36.528	26851.	37.293
JUL	245.47079	25	14	96.F	80.F	834.074	0.000					0.000	27746.	37.293
AUG	215.03352	31	15	90.F	79.F	790.626	-0.048	22	4	53.F	53.F	-24.176	27746.	37.293
SEP	123.32504	2	14	92.F	76.F	644.582	-2.645	30	8	46.F	43.F	-109.849	26851.	37.293
OCT	42.06193	2	17	67.F	64.F	277.590	-30.903	28	8	32.F	31.F	-283.595	27746.	37.293
NOV	28.22661	2	14	82.F	73.F	465.376	-93.642	9	7	28.F	26.F	-332.863	26851.	37.293
DEC	14.86966	29	6	59.F	58.F	100.613	-181.246	21	7	15.F	13.F	-486.553	27746.	37.293
TOTAL	967.163						-888.131						326673.	
MAX						834.074						-603.942		37.293

MMDDHH	OPEN-CEN T-CHLR LOAD BTU/HR ----(1)	OPEN-CEN T-CHLR ELECTRIC USE BTU/HR ----(3)	OPEN-CEN T-CHLR SIZES RUNNING ----(6)	CERAMIC-TWR FAN ELEC BTU/HR ----(20)	CERAMIC-TWR PUMP ELEC BTU/HR ----(21)
MONTHLY SUMMARY (JAN)					
MN	4621191.	3251939.	1.	0.	400831.
MX	14681218.	3265372.	1.	0.	400831.
SM	4055664896.	2428602624.	744.	0.	298218368.
AV	5451163.	3264251.	1.	0.	400831.
MONTHLY SUMMARY (FEB)					
MN	3641630.	3252040.	1.	0.	400831.
MX	19613390.	6502883.	2.	302338.	801662.
SM	3823587584.	2238844160.	686.	603744.	274970208.
AV	5689863.	3331613.	1.	898.	409182.
MONTHLY SUMMARY (MAR)					
MN	3806349.	3252076.	1.	0.	400831.
MX	29561854.	6503716.	2.	439236.	801662.
SM	5061063168.	2553842688.	783.	6085727.	313850752.
AV	6802505.	3432584.	1.	8180.	421842.
MONTHLY SUMMARY (APR)					
MN	4650997.	3251963.	1.	0.	400831.
MX	30026140.	6503822.	2.	639007.	801662.
SM	7072227840.	2801679872.	861.	31707500.	345115584.
AV	9822539.	3891222.	1.	44038.	479327.
MONTHLY SUMMARY (MAY)					
MN	4168069.	3251937.	1.	0.	400831.
MX	30345800.	6503256.	2.	863296.	801662.
SM	12837441536.	3639907584.	1128.	150433312.	452137568.
AV	17254626.	4892349.	2.	202195.	607712.
MONTHLY SUMMARY (JUN)					
MN	4915886.	9406573.	3.	0.	1202494.
MX	45518700.	10312154.	3.	1113640.	1202494.
SM	24193839104.	6976032256.	2160.	498478944.	865795328.
AV	33602556.	9688934.	3.	692332.	1202494.
MONTHLY SUMMARY (JUL)					
MN	6001770.	3252103.	1.	0.	400831.
MX	88498208.	22523626.	6.	1113640.	2404987.
SM	35352375296.	11391942656.	3400.	662081344.	1362826112.
AV	47516632.	15311751.	5.	889894.	1831756.

	OPEN-CEN T-CHLR LOAD BTU/HR ----(1)	OPEN-CEN T-CHLR ELECTRIC USE BTU/HR ----(3)	OPEN-CEN T-CHLR SIZES RUNNING ----(6)	CERAMIC- TWR FAN ELEC BTU/HR ----(20)	CERAMIC- TWR PUMP ELEC BTU/HR ----(21)
MONTHLY SUMMARY (AUG)					
MN	5296399.	3253136.	1.	0.	400831.
MX	89214016.	22282284.	6.	1113640.	2404987.
SM	33936842752.	12222137344.	3693.	662747712.	1480269440.
AV	45614036.	16427604.	5.	890790.	1989610.
MONTHLY SUMMARY (SEP)					
MN	4214211.	9406573.	3.	0.	1202494.
MX	45518700.	10663575.	3.	1113640.	1202494.
SM	20147040256.	6987008512.	2160.	393803296.	865795328.
AV	27982000.	9704178.	3.	546949.	1202494.
MONTHLY SUMMARY (OCT)					
MN	4098615.	9296117.	3.	0.	1202494.
MX	44474672.	9797319.	3.	980832.	1202494.
SM	9880268800.	7262317568.	2232.	110542344.	894655168.
AV	13279931.	9761180.	3.	148578.	1202494.
MONTHLY SUMMARY (NOV)					
MN	5031878.	3251966.	1.	0.	400831.
MX	30345800.	6503834.	2.	972711.	801662.
SM	6139235328.	2688098816.	827.	44690376.	331487296.
AV	8526716.	3733471.	1.	62070.	460399.
MONTHLY SUMMARY (DEC)					
MN	4079346.	3252316.	1.	0.	400831.
MX	20153374.	6501067.	2.	309373.	801662.
SM	4089578240.	2467534592.	756.	1515473.	303028352.
AV	5496745.	3316579.	1.	2037.	407296.
YEARLY SUMMARY					
MN	3641630.	3251937.	1.	0.	400831.
MX	89214016.	22523626.	6.	1113640.	2404987.
SM	166589169664.	63657947136.	19430.	2562689792.	7788149248.
AV	19017028.	7266889.	2.	292545.	889058.

ENERGY TYPE IN SITE MBTU - CATEGORY OF USE	ELECTRICITY	FUEL-OIL
SPACE HEAT	0.00	191700.12
SPACE COOL	82405.88	0.00
HVAC AUX	44791.50	0.00
DOM HOT WTR	0.00	0.00
AUX SOLAR	0.00	0.00
LIGHTS	149801.47	0.00
VERT TRANS	0.00	0.00
MISC EQUIP	106365.76	0.00
TOTAL	383364.60	191700.12

TOTAL SITE ENERGY 575059.92 MBTU 241.5 KBTU/SQFT-YR GROSS-AREA 241.5 KBTU/SQFT-YR NET-AREA
TOTAL SOURCE ENERGY 1342929.90 MBTU 564.1 KBTU/SQFT-YR GROSS-AREA 564.1 KBTU/SQFT-YR NET-AREA

PERCENT OF HOURS ANY SYSTEM ZONE OUTSIDE OF THROTTLING RANGE = 76.9
PERCENT OF HOURS ANY PLANT LOAD NOT SATISFIED = 16.2

NOTE ELECTRICITY AND/OR FUEL USED TO GENERATE ELECTRICITY IS APPORTIONED BASED ON THE YEARLY DEMAND. ALL OTHER ENERGY TYPES ARE APPORTIONED HOURLY.

ENTECH ENGINEERING EZDOE - ELITE SOFTWARE DEVELOPMENT INC DOE-2.1D 8/ 4/1995 15:26:26 EDL RUN 1
READING, PA 19603
REPORT- ES-E SUMMARY OF ELECTRICITY CHARGES

MONTH	CHARGE-ASSIGNMENT (U-NAME)	LENGTH (HR/MO)	CONSUMPTION BY C-A (KWH)	ENERGY CHARGE ($)	MEASURED DEMAND (KW)	BILLING DEMAND (KW)	DEMAND CHARGE ($)	TOTAL CHARGES ($)
JAN								
	OFF_PWIN	408	4557657.	182306.27	11337.	11337.	0.00	
	INT_WIN	168	1868646.	85957.73	11235.	11235.	0.00	
	ON_PWIN	168	1863951.	98789.39	11235.	11235.	0.00	
								367053.38
FEB								
	OFF_PWIN	368	4110154.	164406.16	11285.	11285.	0.00	
	INT_WIN	152	1693102.	77882.69	12238.	12238.	0.00	
	ON_PWIN	152	1701923.	90201.94	12496.	12496.	0.00	
								332490.78
MAR								
	OFF_PWIN	376	4221941.	168877.66	12724.	12724.	0.00	
	INT_WIN	184	2061929.	94848.75	12679.	12679.	0.00	
	ON_PWIN	184	2069907.	109705.07	12879.	12879.	0.00	
								373431.47
APR								
	OFF_PWIN	400	4545211.	181808.44	12927.	12927.	0.00	
	INT_WIN	160	1820789.	83756.30	12749.	12749.	0.00	
	ON_PWIN	160	1885338.	99922.91	13079.	13079.	0.00	
								365487.66
MAY								
	OFF_PWIN	392	4683423.	187336.91	13286.	13286.	0.00	
	INT_WIN	176	2077895.	95583.18	13063.	13063.	0.00	
	ON_PWIN	176	2167304.	114867.09	13126.	13126.	0.00	
								397787.19
JUN								
	OFF_PSUM	368	5148173.	175037.88	15461.	15461.	0.00	
	INT_SUM	176	2471707.	116170.24	15159.	15159.	0.00	
	ON_PSUM	176	2514857.	155921.14	15433.	15433.	0.00	
								447129.25
JUL								
	OFF_PSUM	424	6273345.	213293.72	19079.	19079.	0.00	
	INT_SUM	160	2847500.	133832.48	19326.	19326.	0.00	
	ON_PSUM	160	2901902.	179917.94	19384.	19384.	0.00	
								527044.13
AUG								
	OFF_PSUM	376	5695496.	193646.86	18895.	18895.	0.00	
	INT_SUM	184	3246948.	152606.55	18975.	18975.	0.00	
	ON_PSUM	184	3309640.	205197.69	19231.	19231.	0.00	
								551451.13
SEP								
	OFF_PSUM	400	5559056.	189007.89	15098.	15098.	0.00	
	INT_SUM	160	2209935.	103866.96	14917.	14917.	0.00	
	ON_PSUM	160	2253634.	139725.28	15253.	15253.	0.00	
								432600.13
OCT								
	OFF_PSUM	408	5499896.	186996.47	14340.	14340.	0.00	
	INT_SUM	168	2261733.	106301.43	13979.	13979.	0.00	
	ON_PSUM	168	2300423.	142626.23	14466.	14466.	0.00	
								435924.13

REPORT- ES-E SUMMARY OF ELECTRICITY CHARGES

CONTINUED

MONTH	CHARGE-ASSIGNMENT (U-NAME)	LENGTH (HR/MO)	CONSUMPTION BY C-A (KWH)	ENERGY CHARGE ($)	MEASURED DEMAND (KW)	BILLING DEMAND (KW)	DEMAND CHARGE ($)	TOTAL CHARGES ($)
NOV								
	OFF_PWIN	400	4535911.	181436.44	13145.	13145.	0.00	
	INT_WIN	160	1821535.	83790.60	13352.	13352.	0.00	
	ON_PWIN	160	1838401.	97435.24	13363.	13363.	0.00	
								362662.28
DEC								
	OFF_PWIN	424	4741488.	189659.53	12528.	12528.	0.00	
	INT_WIN	160	1780764.	81915.16	12197.	12197.	0.00	
	ON_PWIN	160	1781592.	94424.36	12426.	12426.	0.00	
								365999.06
TOTAL			112323208.	4959060.50			0.00	4959060.50

ENTECH ENGINEERING EZDOE - ELITE SOFTWARE DEVELOPMENT INC DOE-2.1D 8/ 4/1995 14:51:11 SDL RUN 1
READING, PA 19603
REPORT- SS-D PLANT MONTHLY LOADS SUMMARY FOR DEFAULT-PLANT WEATHER FILE- BALTIMORE, MD

	COOLING						HEATING						ELEC	
MONTH	COOLING ENERGY (MBTU)	TIME OF MAX DY	TIME OF MAX HR	DRY-BULB TEMP	WET-BULB TEMP	MAXIMUM COOLING LOAD (KBTU/HR)	HEATING ENERGY (MBTU)	TIME OF MAX DY	TIME OF MAX HR	DRY-BULB TEMP	WET-BULB TEMP	MAXIMUM HEATING LOAD (KBTU/HR)	ELEC-TRICAL ENERGY (KWH)	MAXIMUM ELEC LOAD (KW)
JAN	9613.13086	9	13	59.F	56.F	15251.186	-40744.055	31	7	6.F	5.F	-104451.000	6568256.	9004.412
FEB	8777.30371	28	16	62.F	56.F	17192.854	-31872.002	3	7	6.F	4.F	-105477.664	5934229.	9083.588
MAR	9735.27734	1	6	65.F	62.F	33180.590	-23414.174	5	4	22.F	19.F	-71963.398	6584704.	9381:594
APR	9833.24512	20	14	78.F	66.F	38849.887	-11844.405	8	8	28.F	26.F	-60041.801	6416032.	9523.635
MAY	12608.34961	28	15	75.F	69.F	52250.500	-3735.315	10	5	35.F	29.F	-44415.762	6743509.	9732.266
JUN	27501.61719	30	17	86.F	78.F	107616.672	-104.744	22	6	52.F	47.F	-8449.741	6766968.	10570.350
JUL	39283.68750	25	14	96.F	80.F	119588.219	-12.671	21	5	56.F	54.F	-3191.806	7129982.	10543.486
AUG	35322.00781	31	15	90.F	79.F	113259.875	-42.976	22	4	53.F	53.F	-6923.593	7081547.	10566.469
SEP	21333.81250	2	14	92.F	76.F	94056.664	-741.860	30	8	46.F	43.F	-21592.180	6683538.	10443.975
OCT	10556.63281	13	16	82.F	66.F	42535.754	-6998.219	28	8	32.F	31.F	-52171.109	6698499.	9746.471
NOV	11004.69824	2	14	82.F	73.F	66026.844	-19062.506	23	7	28.F	25.F	-61082.551	6399270.	9745.348
DEC	9636.00391	29	6	59.F	58.F	20647.355	-34582.574	21	7	15.F	13.F	-86143.844	6568651.	9030.119
TOTAL	205205.672						-173155.797						79575520.	
MAX						119588.219						-105477.664		10570.350

ECM # 11
Efficient Lighting

ENTECH ENGINEERING EZDOE - ELITE SOFTWARE DEVELOPMENT INC DOE-2.1D 8/ 4/1995 14:51:11 SDL RUN 1
READING, PA 19603
REPORT- SS-A SYSTEM MONTHLY LOADS SUMMARY FOR BLD_7 WEATHER FILE- BALTIMORE, MD

	COOLING						HEATING						ELEC	
MONTH	COOLING ENERGY (MBTU)	TIME OF MAX DY	TIME OF MAX HR	DRY-BULB TEMP	WET-BULB TEMP	MAXIMUM COOLING LOAD (KBTU/HR)	HEATING ENERGY (MBTU)	TIME OF MAX DY	TIME OF MAX HR	DRY-BULB TEMP	WET-BULB TEMP	MAXIMUM HEATING LOAD (KBTU/HR)	ELEC-TRICAL ENERGY (KWH)	MAXIMUM ELEC LOAD (KW)
JAN	0.63761	9	13	59.F	56.F	104.715	-453.922	31	7	6.F	5.F	-1324.938	112550.	157.506
FEB	3.74440	28	16	62.F	56.F	270.902	-339.400	3	7	6.F	4.F	-1285.343	101849.	168.093
MAR	23.78544	29	16	74.F	56.F	531.717	-203.253	5	6	23.F	20.F	-853.336	113981.	187.237
APR	90.26086	20	14	78.F	66.F	862.025	-77.653	8	8	28.F	26.F	-697.860	114567.	212.897
MAY	278.16791	21	17	82.F	66.F	1053.419	-16.290	10	7	36.F	30.F	-450.762	130275.	226.880
JUN	585.51459	28	17	91.F	77.F	1734.886	0.000					0.000	148484.	278.466
JUL	779.36328	24	19	89.F	80.F	1756.852	0.000					0.000	165372.	279.016
AUG	718.15094	18	17	93.F	77.F	1706.864	0.000					0.000	160993.	278.320
SEP	472.01163	2	14	92.F	76.F	1529.352	-0.508	30	8	46.F	43.F	-109.612	140077.	268.900
OCT	175.59120	13	16	82.F	66.F	926.349	-34.519	28	8	32.F	31.F	-525.734	123710.	217.547
NOV	62.03271	2	14	82.F	73.F	1218.196	-167.097	23	7	28.F	25.F	-701.269	112823.	237.612
DEC	1.20537	28	16	62.F	57.F	121.217	-375.419	22	7	16.F	14.F	-1038.139	112585.	158.786
TOTAL	3190.462						-1668.062						1537300.	
MAX						1756.852						-1324.938		279.016

ENTECH ENGINEERING EZDOE - ELITE SOFTWARE DEVELOPMENT INC DOE-2.1D 8/ 4/1995 14:51:11 SDL RUN 1
READING, PA 19603
REPORT- SS-A SYSTEM MONTHLY LOADS SUMMARY FOR 48_GENERAL WEATHER FILE- BALTIMORE, MD

	COOLING						HEATING						ELEC	
MONTH	COOLING ENERGY (MBTU)	TIME OF MAX DY	TIME OF MAX HR	DRY-BULB TEMP	WET-BULB TEMP	MAXIMUM COOLING LOAD (KBTU/HR)	HEATING ENERGY (MBTU)	TIME OF MAX DY	TIME OF MAX HR	DRY-BULB TEMP	WET-BULB TEMP	MAXIMUM HEATING LOAD (KBTU/HR)	ELEC-TRICAL ENERGY (KWH)	MAXIMUM ELEC LOAD (KW)
JAN	366.57819	8	22	59.F	52.F	1486.780	-4990.230	31	7	6.F	5.F	-13634.447	424086.	570.010
FEB	344.95374	28	16	62.F	56.F	2259.530	-3826.281	3	7	6.F	4.F	-13848.404	383046.	570.010
MAR	507.44604	29	15	75.F	57.F	5666.025	-2649.620	5	4	22.F	19.F	-9146.646	424086.	570.010
APR	829.66132	19	12	77.F	62.F	6229.021	-1179.443	8	8	28.F	26.F	-7432.197	410406.	570.010
MAY	1965.63037	28	14	74.F	69.F	10677.272	-338.652	10	5	35.F	29.F	-5424.757	424086.	570.010
JUN	3751.32520	28	17	91.F	77.F	17196.959	-1.233	22	6	52.F	47.F	-476.005	410406.	570.010
JUL	4992.02588	25	17	94.F	79.F	19291.533	0.000					0.000	424086.	570.010
AUG	4704.16016	31	15	90.F	79.F	17704.188	-0.584	22	4	53.F	53.F	-297.905	424086.	570.010
SEP	2890.95068	2	14	92.F	76.F	14418.330	-46.244	30	8	46.F	43.F	-2295.173	410406.	570.010
OCT	1417.23206	30	15	70.F	65.F	7351.011	-644.832	28	8	32.F	31.F	-6352.423	424086.	570.010
NOV	799.33447	2	10	76.F	72.F	13221.605	-2075.696	23	7	28.F	25.F	-7563.270	410406.	570.010
DEC	376.95667	29	6	59.F	58.F	2434.204	-4114.051	21	7	15.F	13.F	-11127.244	424086.	570.010
TOTAL	22945.918						-19866.902						4993206.	
MAX						19291.533						-13848.404		570.010

ENTECH ENGINEERING EZDOE - ELITE SOFTWARE DEVELOPMENT INC DOE-2.1D 8/ 4/1995 14:51:11 SDL RUN 1
READING, PA 19603
REPORT- SS-A SYSTEM MONTHLY LOADS SUMMARY FOR 49_DEABGU WEATHER FILE- BALTIMORE, MD

	COOLING						HEATING						ELEC	
MONTH	COOLING ENERGY (MBTU)	TIME OF MAX DY	TIME OF MAX HR	DRY-BULB TEMP	WET-BULB TEMP	MAXIMUM COOLING LOAD (KBTU/HR)	HEATING ENERGY (MBTU)	TIME OF MAX DY	TIME OF MAX HR	DRY-BULB TEMP	WET-BULB TEMP	MAXIMUM HEATING LOAD (KBTU/HR)	ELEC-TRICAL ENERGY (KWH)	MAXIMUM ELEC LOAD (KW)
JAN	0.00000					0.000	-2675.727	31	7	6.F	5.F	-7217.497	390083.	619.007
FEB	7.82057	28	17	60.F	55.F	810.331	-2025.801	3	7	6.F	4.F	-6892.224	352808.	668.146
MAR	78.81355	29	16	74.F	56.F	2389.060	-1313.365	5	7	24.F	20.F	-4892.026	395018.	778.681
APR	328.14706	19	17	83.F	63.F	4003.201	-585.451	8	8	28.F	26.F	-4224.110	398608.	910.382
MAY	1097.99841	21	17	82.F	66.F	4979.660	-142.455	10	7	36.F	30.F	-2912.906	461971.	977.645
JUN	2413.17529	10	18	92.F	77.F	7497.133	0.000					0.000	543925.	1199.386
JUL	3201.46289	25	18	91.F	79.F	8049.139	0.000					0.000	610815.	1235.089
AUG	2914.23682	18	17	93.F	77.F	7529.449	0.000					0.000	590747.	1207.031
SEP	1871.75684	1	18	89.F	72.F	6855.967	-14.374	30	8	46.F	43.F	-1254.489	503318.	1171.664
OCT	627.15131	13	17	78.F	66.F	4170.123	-314.781	28	8	32.F	31.F	-3279.526	431120.	905.047
NOV	197.18172	2	15	81.F	72.F	4893.536	-1164.475	23	7	28.F	25.F	-4147.675	390510.	942.705
DEC	0.00000					0.000	-2323.983	22	7	16.F	14.F	-5804.879	390083.	619.007
TOTAL	12737.737						-10560.420						5458865.	
MAX						8049.139						-7217.497		1235.089

ENTECH ENGINEERING EZDOE - ELITE SOFTWARE DEVELOPMENT INC DOE-2.1D 8/ 4/1995 14:51:11 SDL RUN 1
READING, PA 19603
REPORT- SS-A SYSTEM MONTHLY LOADS SUMMARY FOR 54_AFIPSP WEATHER FILE- BALTIMORE, MD

	COOLING						HEATING						ELEC	
MONTH	COOLING ENERGY (MBTU)	TIME OF MAX DY	TIME OF MAX HR	DRY-BULB TEMP	WET-BULB TEMP	MAXIMUM COOLING LOAD (KBTU/HR)	HEATING ENERGY (MBTU)	TIME OF MAX DY	TIME OF MAX HR	DRY-BULB TEMP	WET-BULB TEMP	MAXIMUM HEATING LOAD (KBTU/HR)	ELEC-TRICAL ENERGY (KWH)	MAXIMUM ELEC LOAD (KW)
JAN	23.83951	9	13	59.F	56.F	1537.219	-3869.496	17	19	6.F	4.F	-11374.993	805143.	1172.315
FEB	36.76395	28	16	62.F	56.F	2109.676	-2926.968	3	6	6.F	4.F	-11330.797	728172.	1211.662
MAR	184.43434	29	14	75.F	57.F	4735.249	-1945.941	5	4	22.F	19.F	-7281.034	815223.	1394.048
APR	542.47528	19	14	83.F	64.F	6959.367	-804.592	8	8	28.F	26.F	-5764.002	812057.	1584.673
MAY	1353.35986	19	13	77.F	68.F	7893.520	-219.157	11	2	35.F	30.F	-4119.084	890774.	1614.586
JUN	3013.28760	28	17	91.F	77.F	13819.104	-0.081	22	6	52.F	47.F	-80.762	983757.	2036.875
JUL	4239.85596	9	18	91.F	77.F	13062.989	0.000					0.000	1093303.	1997.405
AUG	3884.88843	18	17	93.F	77.F	13036.944	0.000					0.000	1069319.	2013.748
SEP	2578.72900	2	14	92.F	76.F	11747.731	-24.094	30	8	46.F	43.F	-1508.027	949343.	1939.881
OCT	1246.08215	13	14	82.F	67.F	8008.031	-426.353	28	8	32.F	31.F	-4876.769	883177.	1649.348
NOV	433.05588	2	11	78.F	72.F	10264.684	-1471.369	9	7	28.F	26.F	-5874.432	805143.	1762.711
DEC	29.18485	28	14	62.F	57.F	2230.756	-3096.206	21	7	15.F	13.F	-9066.163	805502.	1219.201
TOTAL	17565.973						-14784.268						10640468.	
MAX						13819.104						-11374.993		2036.875

REPORT- SS-A SYSTEM MONTHLY LOADS SUMMARY FOR 48_HEATON WEATHER FILE- BALTIMORE, MD

	COOLING					HEATING					ELEC	
MONTH	COOLING ENERGY (MBTU)	TIME OF MAX DY	TIME OF MAX HR	DRY-BULB TEMP	WET-BULB TEMP	MAXIMUM COOLING LOAD (KBTU/HR)	HEATING ENERGY (MBTU)	TIME OF MAX DY	TIME OF MAX HR	DRY-BULB TEMP	WET-BULB TEMP	MAXIMUM HEATING LOAD (KBTU/HR)	ELEC-TRICAL ENERGY (KWH)	MAXIMUM ELEC LOAD (KW)
JAN	8627.30176	15	5	13.F	11.F	11693.745	-24515.072	31	7	6.F	5.F	-59179.094	3934505.	5288.347
FEB	7819.69678	28	15	62.F	55.F	12005.558	-19512.869	3	7	6.F	4.F	-60260.598	3553751.	5288.347
MAR	8339.14453	1	6	65.F	62.F	22738.422	-15079.275	5	4	22.F	19.F	-42147.070	3934505.	5288.347
APR	7734.30322	20	14	78.F	66.F	29738.766	-8209.682	8	8	28.F	26.F	-35645.617	3807587.	5288.347
MAY	8584.96777	28	17	78.F	69.F	37799.309	-2732.608	11	2	35.F	30.F	-27790.234	3934505.	5288.347
JUN	19209.87109	30	17	86.F	78.F	73686.609	-101.885	22	6	52.F	47.F	-7405.485	3807587.	5288.347
JUL	27985.67188	25	14	96.F	80.F	80938.117	-12.671	21	5	56.F	54.F	-3191.806	3934505.	5288.347
AUG	24983.47852	31	15	90.F	79.F	77241.070	-41.827	22	4	53.F	53.F	-6340.911	3934505.	5288.347
SEP	14865.99219	2	12	89.F	77.F	64857.664	-616.157	30	8	46.F	43.F	-14521.438	3807587.	5288.347
OCT	7421.09717	13	14	82.F	67.F	33652.914	-5039.635	28	8	32.F	31.F	-31806.393	3934505.	5288.347
NOV	9126.42578	2	14	82.F	73.F	49818.195	-12454.127	23	7	28.F	25.F	-36386.422	3807587.	5288.347
DEC	8639.98730	29	6	59.F	58.F	15177.600	-21196.879	21	7	15.F	13.F	-49728.605	3934505.	5288.347
TOTAL	153337.109						-109512.570						46323524.	
MAX						80938.117						-60260.598		5288.347

ENTECH ENGINEERING EZDOE - ELITE SOFTWARE DEVELOPMENT INC DOE-2.1D 8/ 4/1995 14:51:11 SDL RUN 1
READING, PA 19603
REPORT- SS-A SYSTEM MONTHLY LOADS SUMMARY FOR 48_ADMIN WEATHER FILE- BALTIMORE, MD

	COOLING						HEATING						ELEC	
MONTH	COOLING ENERGY (MBTU)	TIME OF MAX DY	HR	DRY-BULB TEMP	WET-BULB TEMP	MAXIMUM COOLING LOAD (KBTU/HR)	HEATING ENERGY (MBTU)	TIME OF MAX DY	HR	DRY-BULB TEMP	WET-BULB TEMP	MAXIMUM HEATING LOAD (KBTU/HR)	ELEC-TRICAL ENERGY (KWH)	MAXIMUM ELEC LOAD (KW)
JAN	281.10031	9	13	59.F	56.F	779.105	-0.633	31	7	6.F	5.F	-65.016	227888.	306.303
FEB	292.42172	28	16	62.F	56.F	843.858	-0.126	3	7	6.F	4.F	-36.344	205835.	306.303
MAR	408.53656	29	15	75.F	57.F	1086.225	0.000					0.000	227888.	306.303
APR	479.21790	19	16	83.F	63.F	1293.752	0.000					0.000	220537.	306.303
MAY	662.79010	21	17	82.F	66.F	1412.813	0.000					0.000	227888.	306.303
JUN	863.52612	30	16	86.F	78.F	1888.489	0.000					0.000	220537.	306.303
JUL	1004.94971	25	14	96.F	80.F	1952.547	0.000					0.000	227888.	306.303
AUG	963.56244	31	15	90.F	79.F	1925.568	0.000					0.000	227888.	306.303
SEP	775.51825	2	14	92.F	76.F	1783.525	0.000					0.000	220537.	306.303
OCT	566.55206	13	14	82.F	67.F	1299.625	0.000					0.000	227888.	306.303
NOV	394.64178	2	14	82.F	73.F	1496.991	0.000					0.000	220537.	306.303
DEC	272.36353	29	7	59.F	58.F	815.924	0.000					0.000	227888.	306.303
TOTAL	6965.189						-0.759						2682954.	
MAX						1952.547						-65.016		306.303

ENTECH ENGINEERING EZDOE - ELITE SOFTWARE DEVELOPMENT INC DOE-2.1D 8/ 4/1995 14:51:11 SDL RUN 1
READING, PA 19603
REPORT- SS-A SYSTEM MONTHLY LOADS SUMMARY FOR 48_WRAIR WEATHER FILE- BALTIMORE, MD

	COOLING						HEATING						ELEC	
MONTH	COOLING ENERGY (MBTU)	TIME OF MAX DY	TIME OF MAX HR	DRY-BULB TEMP	WET-BULB TEMP	MAXIMUM COOLING LOAD (KBTU/HR)	HEATING ENERGY (MBTU)	TIME OF MAX DY	TIME OF MAX HR	DRY-BULB TEMP	WET-BULB TEMP	MAXIMUM HEATING LOAD (KBTU/HR)	ELEC-TRICAL ENERGY (KWH)	MAXIMUM ELEC LOAD (KW)
JAN	272.36038	8	22	59.F	52.F	1175.775	-3829.686	17	19	6.F	4.F	-10504.837	573976.	771.474
FEB	256.20468	28	16	62.F	56.F	1728.123	-2939.957	3	7	6.F	4.F	-10655.301	518428.	771.474
MAR	379.73642	29	14	75.F	57.F	4363.893	-2049.839	5	4	22.F	19.F	-7039.197	573976.	771.474
APR	615.06641	20	14	78.F	66.F	4440.757	-919.813	8	8	28.F	26.F	-5717.592	555460.	771.474
MAY	1105.38452	26	17	79.F	68.F	5956.420	-268.703	11	2	35.F	30.F	-4226.961	573976.	771.474
JUN	3136.14038	30	17	86.F	78.F	13590.089	-1.388	22	6	52.F	47.F	-450.962	555460.	771.474
JUL	4585.28662	25	14	96.F	80.F	15427.973	0.000					0.000	573976.	771.474
AUG	4032.81763	31	15	90.F	79.F	14476.953	-0.516	22	4	53.F	53.F	-260.601	573976.	771.474
SEP	2344.69238	2	14	92.F	76.F	11881.088	-37.838	30	8	46.F	43.F	-1793.592	555460.	771.474
OCT	903.64618	30	15	70.F	65.F	5678.234	-505.242	28	8	32.F	31.F	-4918.166	573976.	771.474
NOV	551.23499	1	9	71.F	70.F	9023.315	-1598.771	23	7	28.F	25.F	-5815.814	555460.	771.474
DEC	280.25504	29	6	59.F	58.F	1885.883	-3153.145	21	7	15.F	13.F	-8559.507	573976.	771.474
TOTAL	18461.633						-15304.933						6758320.	
MAX						15427.973						-10655.301		771.474

ENTECH ENGINEERING EZDOE - ELITE SOFTWARE DEVELOPMENT INC DOE-2.1D 8/ 4/1995 14:51:11 SDL RUN 1
READING, PA 19603
REPORT- SS-A SYSTEM MONTHLY LOADS SUMMARY FOR 48_FITNESS WEATHER FILE- BALTIMORE, MD

	COOLING						HEATING						ELEC	
MONTH	COOLING ENERGY (MBTU)	TIME OF MAX DY	TIME OF MAX HR	DRY-BULB TEMP	WET-BULB TEMP	MAXIMUM COOLING LOAD (KBTU/HR)	HEATING ENERGY (MBTU)	TIME OF MAX DY	TIME OF MAX HR	DRY-BULB TEMP	WET-BULB TEMP	MAXIMUM HEATING LOAD (KBTU/HR)	ELEC-TRICAL ENERGY (KWH)	MAXIMUM ELEC LOAD (KW)
JAN	51.39704	9	13	59.F	56.F	208.701	-190.090	31	7	6.F	5.F	-649.285	72266.	97.131
FEB	50.49187	28	16	62.F	56.F	268.939	-131.617	3	7	6.F	4.F	-588.718	65273.	97.131
MAR	82.14308	29	16	74.F	56.F	416.673	-53.386	5	6	23.F	20.F	-353.791	72266.	97:131
APR	146.30630	20	14	78.F	66.F	628.419	-12.698	9	8	29.F	24.F	-261.897	69935.	97.131
MAY	233.67871	21	17	82.F	66.F	689.682	-0.715	10	7	36.F	30.F	-69.737	72266.	97.131
JUN	373.42697	28	17	91.F	77.F	1136.559	0.000					0.000	69935.	97.131
JUL	470.28455	25	18	91.F	79.F	1235.046	0.000					0.000	72266.	97.131
AUG	422.97275	31	16	90.F	78.F	1125.594	0.000					0.000	72266.	97.131
SEP	333.34177	1	18	89.F	72.F	1019.436	0.000					0.000	69935.	97.131
OCT	206.03949	13	17	78.F	66.F	625.798	-1.953	28	8	32.F	31.F	-128.504	72266.	97.131
NOV	104.83438	2	14	82.F	73.F	813.931	-37.341	23	7	28.F	25.F	-261.136	69935.	97.131
DEC	51.58225	29	6	59.F	58.F	234.354	-141.644	22	7	16.F	14.F	-481.764	72266.	97.131
TOTAL	2526.488						-569.443						850825.	
MAX						1235.046						-649.285		97.131

ENTECH ENGINEERING EZDOE - ELITE SOFTWARE DEVELOPMENT INC DOE-2.1D 8/ 4/1995 14:51:11 SDL RUN 1
READING, PA 19603
REPORT- SS-A SYSTEM MONTHLY LOADS SUMMARY FOR 48_MRI WEATHER FILE- BALTIMORE, MD

	COOLING						HEATING						ELEC	
MONTH	COOLING ENERGY (MBTU)	TIME OF MAX DY	TIME OF MAX HR	DRY-BULB TEMP	WET-BULB TEMP	MAXIMUM COOLING LOAD (KBTU/HR)	HEATING ENERGY (MBTU)	TIME OF MAX DY	TIME OF MAX HR	DRY-BULB TEMP	WET-BULB TEMP	MAXIMUM HEATING LOAD (KBTU/HR)	ELEC-TRICAL ENERGY (KWH)	MAXIMUM ELEC LOAD (KW)
JAN	14.40490	8	22	59.F	52.F	60.567	-219.188	17	19	6.F	4.F	-595.930	27746.	37.293
FEB	13.53719	28	16	62.F	56.F	90.158	-168.980	3	7	6.F	4.F	-603.942	25061.	37.293
MAR	18.27430	1	6	65.F	62.F	210.989	-119.506	5	4	22.F	19.F	-401.397	27746.	37.293
APR	28.69227	20	14	78.F	66.F	249.995	-55.078	8	7	28.F	27.F	-327.398	26851.	37.293
MAY	55.89507	26	17	79.F	68.F	331.887	-16.736	11	2	35.F	30.F	-245.715	27746.	37.293
JUN	167.32713	30	17	86.F	78.F	750.162	-0.157	22	6	52.F	47.F	-36.528	26851.	37.293
JUL	245.47079	25	14	96.F	80.F	834.074	0.000					0.000	27746.	37.293
AUG	215.03352	31	15	90.F	79.F	790.626	-0.048	22	4	53.F	53.F	-24.176	27746.	37.293
SEP	123.32504	2	14	92.F	76.F	644.582	-2.645	30	8	46.F	43.F	-109.849	26851.	37.293
OCT	42.06193	2	17	67.F	64.F	277.590	-30.903	28	8	32.F	31.F	-283.595	27746.	37.293
NOV	28.22661	2	14	82.F	73.F	465.376	-93.642	9	7	28.F	26.F	-332.863	26851.	37.293
DEC	14.86966	29	6	59.F	58.F	100.613	-181.246	21	7	15.F	13.F	-486.553	27746.	37.293
TOTAL	967.163						-888.131						326673.	
MAX						834.074						-603.942		37.293

ENERGY TYPE IN SITE MBTU - CATEGORY OF USE	ELECTRICITY	FUEL-OIL
SPACE HEAT	0.00	265009.74
SPACE COOL	88718.25	0.00
HVAC AUX	43914.33	0.00
DOM HOT WTR	0.00	0.00
AUX SOLAR	0.00	0.00
LIGHTS	122138.23	0.00
VERT TRANS	0.00	0.00
MISC EQUIP	106363.19	0.00
TOTAL	361134.03	265009.74

TOTAL SITE ENERGY 626148.25 MBTU 263.0 KBTU/SQFT-YR GROSS-AREA 263.0 KBTU/SQFT-YR NET-AREA
TOTAL SOURCE ENERGY 1349509.58 MBTU 566.8 KBTU/SQFT-YR GROSS-AREA 566.8 KBTU/SQFT-YR NET-AREA

PERCENT OF HOURS ANY SYSTEM ZONE OUTSIDE OF THROTTLING RANGE = 77.8
PERCENT OF HOURS ANY PLANT LOAD NOT SATISFIED = 14.8

NOTE ELECTRICITY AND/OR FUEL USED TO GENERATE ELECTRICITY IS APPORTIONED BASED ON THE YEARLY DEMAND. ALL OTHER ENERGY TYPES ARE APPORTIONED HOURLY.

MMDDHH	OPEN-CEN T-CHLR LOAD BTU/HR ----(1)	OPEN-CEN T-CHLR ELECTRIC USE BTU/HR ----(3)	OPEN-CEN T-CHLR SIZES RUNNING ----(6)	CERAMIC-TWR FAN ELEC BTU/HR ----(20)	CERAMIC-TWR PUMP ELEC BTU/HR ----(21)
MONTHLY SUMMARY (JAN)					
MN	14269089.	3251600.	1.	0.	400831.
MX	16980288.	6503195.	2.	0.	801662.
SM	10899585024.	3193040384.	982.	0.	393616128.
AV	14649980.	4291721.	1.	0.	529054.
MONTHLY SUMMARY (FEB)					
MN	14362711.	3251599.	1.	0.	400831.
MX	18921956.	6503195.	2.	298830.	801662.
SM	9939263488.	3378180352.	1039.	596767.	416463648.
AV	14790571.	5027054.	2.	888.	619738.
MONTHLY SUMMARY (MAR)					
MN	3318682.	3251600.	1.	0.	400831.
MX	29560824.	6503196.	2.	439233.	801662.
SM	11021732864.	3963100416.	1219.	8295698.	488613216.
AV	14814157.	5326748.	2.	11150.	656738.
MONTHLY SUMMARY (APR)					
MN	3281531.	3251611.	1.	0.	400831.
MX	29950220.	6503196.	2.	638825.	801662.
SM	11039242240.	4041616640.	1244.	31381862.	498633952.
AV	15332281.	5613357.	2.	43586.	692547.
MONTHLY SUMMARY (MAY)					
MN	3334934.	3251602.	1.	0.	400831.
MX	30345800.	6503156.	2.	863296.	801662.
SM	13192915968.	3932094464.	1217.	145967392.	487811584.
AV	17732414.	5285073.	2.	196193.	655661.
MONTHLY SUMMARY (JUN)					
MN	4859372.	9406573.	3.	0.	1202494.
MX	45518700.	10312154.	3.	1113640.	1202494.
SM	23450791936.	6982861824.	2160.	487895200.	865795328.
AV	32570544.	9698419.	3.	677632.	1202494.
MONTHLY SUMMARY (JUL)					
MN	6671771.	3253382.	1.	0.	400831.
MX	88498208.	22523626.	6.	1113640.	2404987.
SM	33750382592.	11364980736.	3397.	657224448.	1361623552.
AV	45363416.	15275512.	5.	883366.	1830139.

	OPEN-CEN T-CHLR LOAD BTU/HR ----(1)	OPEN-CEN T-CHLR ELECTRIC USE BTU/HR ----(3)	OPEN-CEN T-CHLR SIZES RUNNING ----(6)	CERAMIC-TWR FAN ELEC BTU/HR ----(20)	CERAMIC-TWR PUMP ELEC BTU/HR ----(21)
MONTHLY SUMMARY (AUG)					
MN	4872588.	3252821.	1.	0.	400831.
MX	89214016.	22282330.	6.	1113640.	2404987.
SM	32320184320.	12173550592.	3691.	657134016.	1479467776.
AV	43441108.	16362299.	5.	883245.	1988532.
MONTHLY SUMMARY (SEP)					
MN	3319838.	7532026.	3.	0.	1202494.
MX	45518700.	10675864.	3.	1113640.	1202494.
SM	19423592448.	6978715136.	2160.	386825920.	865795328.
AV	26977212.	9692660.	3.	537258.	1202494.
MONTHLY SUMMARY (OCT)					
MN	3358148.	7618818.	3.	0.	1202494.
MX	44264856.	9796985.	3.	978561.	1202494.
SM	11843082240.	7200978944.	2232.	134693824.	894655168.
AV	15918121.	9678735.	3.	181040.	1202494.
MONTHLY SUMMARY (NOV)					
MN	3304733.	3251598.	1.	0.	400831.
MX	30345800.	6503196.	2.	972711.	801662.
SM	11513944064.	3672512000.	1132.	43631744.	453740768.
AV	15991589.	5100711.	2.	60600.	630196.
MONTHLY SUMMARY (DEC)					
MN	14216265.	3251598.	1.	0.	400831.
MX	22376458.	6503194.	2.	318670.	801662.
SM	10922465280.	3001122816.	923.	2158195.	369967200.
AV	14680733.	4033767.	1.	2901.	497268.
YEARLY SUMMARY					
MN	3281531.	3251598.	1.	0.	400831.
MX	89214016.	22523626.	6.	1113640.	2404987.
SM	199317176320.	69882757120.	21396.	2555805184.	8576182784.
AV	22753102.	7977484.	2.	291759.	979016.

ENTECH ENGINEERING EZDOE - ELITE SOFTWARE DEVELOPMENT INC DOE-2.1D 8/ 4/1995 14:51:11 EDL RUN 1
READING, PA 19603
REPORT- ES-E SUMMARY OF ELECTRICITY CHARGES

MONTH	CHARGE-ASSIGNMENT (U-NAME)	LENGTH (HR/MO)	CONSUMPTION BY C-A (KWH)	ENERGY CHARGE ($)	MEASURED DEMAND (KW)	BILLING DEMAND (KW)	DEMAND CHARGE ($)	TOTAL CHARGES ($)
JAN								
	OFF_PWIN	408	4294738.	171789.52	11428.	11428.	0.00	
	INT_WIN	168	1745047.	80272.15	11347.	11347.	0.00	
	ON_PWIN	168	1791660.	94957.97	11347.	11347.	0.00	
								347019.63
FEB								
	OFF_PWIN	368	3941388.	157655.52	11376.	11376.	0.00	
	INT_WIN	152	1632841.	75110.67	11364.	11364.	0.00	
	ON_PWIN	152	1663760.	88179.26	11507.	11507.	0.00	
								320945.44
MAR								
	OFF_PWIN	376	4051882.	162075.27	11723.	11723.	0.00	
	INT_WIN	184	2009111.	92419.10	11693.	11693.	0.00	
	ON_PWIN	184	2042789.	108267.82	11894.	11894.	0.00	
								362762.19
APR								
	OFF_PWIN	400	4394568.	175782.73	11938.	11938.	0.00	
	INT_WIN	160	1774437.	81624.10	11801.	11801.	0.00	
	ON_PWIN	160	1791968.	94974.30	12086.	12086.	0.00	
								352381.16
MAY								
	OFF_PWIN	392	4342640.	173705.61	12278.	12278.	0.00	
	INT_WIN	176	1941991.	89331.58	12062.	12062.	0.00	
	ON_PWIN	176	2009028.	106478.48	12111.	12111.	0.00	
								369515.69
JUN								
	OFF_PSUM	368	4780200.	162526.81	14449.	14449.	0.00	
	INT_SUM	176	2296630.	107941.62	14150.	14150.	0.00	
	ON_PSUM	176	2338331.	144976.55	14416.	14416.	0.00	
								415445.00
JUL								
	OFF_PSUM	424	5841795.	198621.05	18067.	18067.	0.00	
	INT_SUM	160	2683876.	126142.18	18304.	18304.	0.00	
	ON_PSUM	160	2738258.	169772.00	18366.	18366.	0.00	
								494535.22
AUG								
	OFF_PSUM	376	5305343.	180381.66	17884.	17884.	0.00	
	INT_SUM	184	3059548.	143798.78	17965.	17965.	0.00	
	ON_PSUM	184	3121998.	193563.88	18216.	18216.	0.00	
								517744.31
SEP								
	OFF_PSUM	400	5156245.	175312.33	14089.	14089.	0.00	
	INT_SUM	160	2051026.	96398.21	13901.	13901.	0.00	
	ON_PSUM	160	2093598.	129803.09	14243.	14243.	0.00	
								401513.63
OCT								
	OFF_PSUM	408	5091790.	173120.86	13344.	13344.	0.00	
	INT_SUM	168	2094405.	98437.02	12988.	12988.	0.00	
	ON_PSUM	168	2136113.	132438.98	13468.	13468.	0.00	
								403996.88

REPORT- ES-E SUMMARY OF ELECTRICITY CHARGES

CONTINUED

MONTH	CHARGE-ASSIGNMENT (U-NAME)	LENGTH (HR/MO)	CONSUMPTION BY C-A (KWH)	ENERGY CHARGE ($)	MEASURED DEMAND (KW)	BILLING DEMAND (KW)	DEMAND CHARGE ($)	TOTAL CHARGES ($)
NOV								
	OFF_PWIN	400	4332456.	173298.25	12151.	12151.	0.00	
	INT_WIN	160	1729840.	79572.63	12344.	12344.	0.00	
	ON_PWIN	160	1764207.	93502.97	12355.	12355.	0.00	
								346373.84
DEC								
	OFF_PWIN	424	4433828.	177353.13	11543.	11543.	0.00	
	INT_WIN	160	1660504.	76383.18	11394.	11394.	0.00	
	ON_PWIN	160	1674979.	88773.87	11447.	11447.	0.00	
								342510.19
TOTAL			105812808.	4674743.00			0.00	4674743.00

ENTECH ENGINEERING EZDOE - ELITE SOFTWARE DEVELOPMENT INC DOE-2.1D 8/ 4/1995 14:57:51 SDL RUN 1
READING, PA 19603
REPORT- SS-D PLANT MONTHLY LOADS SUMMARY FOR DEFAULT-PLANT WEATHER FILE- BALTIMORE, MD

	COOLING						HEATING						ELEC	
MONTH	COOLING ENERGY (MBTU)	TIME OF MAX DY	TIME OF MAX HR	DRY-BULB TEMP	WET-BULB TEMP	MAXIMUM COOLING LOAD (KBTU/HR)	HEATING ENERGY (MBTU)	TIME OF MAX DY	TIME OF MAX HR	DRY-BULB TEMP	WET-BULB TEMP	MAXIMUM HEATING LOAD (KBTU/HR)	ELEC-TRICAL ENERGY (KWH)	MAXIMUM ELEC LOAD (KW)
JAN	9634.85254	9	13	59.F	56.F	15438.476	-39623.262	31	7	6.F	5.F	-102547.930	7270806.	9971.350
FEB	8799.80273	28	15	62.F	55.F	17781.527	-30884.990	3	7	6.F	4.F	-103518.047	6569549.	10069.745
MAR	9382.95605	1	6	65.F	62.F	33780.859	-22393.857	5	4	22.F	19.F	-70270.938	7292636.	10357.803
APR	7025.15479	20	14	78.F	66.F	42596.129	-10468.364	8	8	28.F	26.F	-57792.824	7109653.	10505.164
MAY	12803.62305	28	14	74.F	69.F	54469.211	-3313.825	10	5	35.F	29.F	-42029.590	7469056.	10729.596
JUN	29287.27734	28	17	91.F	77.F	109789.789	-101.104	22	6	52.F	47.F	-8006.262	7480005.	11567.011
JUL	41919.21875	24	19	89.F	80.F	121383.313	-12.145	21	5	56.F	54.F	-3119.688	7872504.	11538.737
AUG	37640.51563	31	15	90.F	79.F	114784.570	-41.309	22	4	53.F	53.F	-6558.915	7824472.	11563.431
SEP	23077.15430	2	12	89.F	77.F	97648.555	-697.192	30	8	46.F	43.F	-19632.287	7396297.	11438.138
OCT	8625.91211	13	16	82.F	66.F	45704.246	-5972.738	28	8	32.F	31.F	-48690.063	7422935.	10735.628
NOV	10347.96973	2	14	82.F	73.F	71920.500	-18014.441	23	7	28.F	25.F	-59500.418	7085784.	10737.224
DEC	9658.11523	29	6	59.F	58.F	20833.111	-33491.211	21	7	15.F	13.F	-84441.992	7271128.	10005.925
TOTAL	208202.516						-165014.406						88066008.	
MAX						121383.313						-103518.047		11567.011

Alt #12
New windows
1,7,11,40,41

REPORT- SS-A SYSTEM MONTHLY LOADS SUMMARY FOR BLD_7 WEATHER FILE- BALTIMORE, MD

	COOLING						HEATING						ELEC	
MONTH	COOLING ENERGY (MBTU)	TIME OF DY	TIME MAX HR	DRY-BULB TEMP	WET-BULB TEMP	MAXIMUM COOLING LOAD (KBTU/HR)	HEATING ENERGY (MBTU)	TIME OF DY	TIME MAX HR	DRY-BULB TEMP	WET-BULB TEMP	MAXIMUM HEATING LOAD (KBTU/HR)	ELEC-TRICAL ENERGY (KWH)	MAXIMUM ELEC LOAD (KW)
JAN	3.76228	9	13	59.F	56.F	230.138	-353.549	31	7	6.F	5.F	-1154.867	130046.	188.291
FEB	10.06035	28	16	62.F	56.F	379.813	-254.143	3	7	6.F	4.F	-1110.722	117846.	198.148
MAR	46.57166	29	16	74.F	56.F	621.530	-133.363	5	6	23.F	20.F	-698.847	132585.	215.780
APR	135.40771	20	14	78.F	66.F	954.990	-41.719	8	8	28.F	26.F	-552.805	133899.	242.351
MAY	346.24854	21	17	82.F	66.F	1138.944	-7.453	10	7	36.F	30.F	-313.845	151488.	256.379
JUN	655.50903	28	17	91.F	77.F	1807.242	0.000					0.000	169518.	307.045
JUL	850.41962	24	19	89.F	80.F	1823.464	0.000					0.000	187326.	307.500
AUG	791.33453	31	14	89.F	79.F	1784.570	0.000					0.000	182953.	306.705
SEP	542.79761	2	14	92.F	76.F	1610.055	0.000					0.000	161145.	297.654
OCT	237.33513	13	17	78.F	66.F	1017.753	-14.802	28	8	32.F	31.F	-388.808	144546.	247.456
NOV	83.95036	2	14	82.F	73.F	1314.795	-102.121	23	7	28.F	25.F	-560.585	130865.	267.826
DEC	4.23714	29	7	59.F	58.F	244.468	-278.855	22	7	16.F	14.F	-878.519	130079.	189.324
TOTAL	3707.636						-1186.004						1772292.	
MAX						1823.464						-1154.867		307.500

ENTECH ENGINEERING EZDOE - ELITE SOFTWARE DEVELOPMENT INC DOE-2.1D 8/ 4/1995 14:57:51 SDL RUN 1
READING, PA 19603
REPORT- SS-A SYSTEM MONTHLY LOADS SUMMARY FOR 48_GENERAL WEATHER FILE- BALTIMORE, MD

	COOLING						HEATING						ELEC	
MONTH	COOLING ENERGY (MBTU)	TIME OF MAX DY	TIME OF MAX HR	DRY-BULB TEMP	WET-BULB TEMP	MAXIMUM COOLING LOAD (KBTU/HR)	HEATING ENERGY (MBTU)	TIME OF MAX DY	TIME OF MAX HR	DRY-BULB TEMP	WET-BULB TEMP	MAXIMUM HEATING LOAD (KBTU/HR)	ELEC-TRICAL ENERGY (KWH)	MAXIMUM ELEC LOAD (KW)
JAN	367.62271	8	22	59.F	52.F	1516.809	-4946.103	31	7	6.F	5.F	-13554.217	485111.	652.030
FEB	346.14203	28	16	62.F	56.F	2290.810	-3787.719	3	7	6.F	4.F	-13767.471	438165.	652.030
MAR	511.20206	29	15	75.F	57.F	5693.973	-2615.635	5	4	22.F	19.F	-9075.059	485111.	652.030
APR	829.43591	19	11	74.F	61.F	5460.603	-1157.715	8	8	28.F	26.F	-7370.178	469462.	652.030
MAY	1855.74866	28	14	74.F	69.F	10704.424	-329.935	10	5	35.F	29.F	-5366.960	485111.	652.030
JUN	3809.29175	28	17	91.F	77.F	17372.785	-1.025	22	6	52.F	47.F	-438.653	469462.	652.030
JUL	5262.93701	25	14	96.F	80.F	19358.975	0.000					0.000	485111.	652.030
AUG	4721.85889	31	15	90.F	79.F	18050.031	-0.519	22	4	53.F	53.F	-262.859	485111.	652.030
SEP	2952.61914	2	14	92.F	76.F	14673.017	-43.978	30	8	46.F	43.F	-2245.781	469462.	652.030
OCT	1325.64771	8	13	75.F	64.F	8499.121	-630.843	28	8	32.F	31.F	-6295.497	485111.	652.030
NOV	757.01154	1	12	75.F	72.F	13227.844	-2046.842	23	7	28.F	25.F	-7500.453	469462.	652.030
DEC	377.85583	29	6	59.F	58.F	2457.180	-4073.159	21	7	15.F	13.F	-11053.120	485111.	652.030
TOTAL	23116.553						-19633.496						5711546.	
MAX						19358.975						-13767.471		652.030

REPORT- SS-A SYSTEM MONTHLY LOADS SUMMARY FOR 49_DEABGU WEATHER FILE- BALTIMORE, MD

	COOLING						HEATING						ELEC	
MONTH	COOLING ENERGY (MBTU)	TIME OF MAX DY	HR	DRY-BULB TEMP	WET-BULB TEMP	MAXIMUM COOLING LOAD (KBTU/HR)	HEATING ENERGY (MBTU)	TIME OF MAX DY	HR	DRY-BULB TEMP	WET-BULB TEMP	MAXIMUM HEATING LOAD (KBTU/HR)	ELEC-TRICAL ENERGY (KWH)	MAXIMUM ELEC LOAD (KW)
JAN	0.08697	22	16	57.F	49.F	86.974	-2321.121	31	7	6.F	5.F	-6552.654	412361.	648.942
FEB	13.55137	28	17	60.F	55.F	1078.706	-1723.335	3	7	6.F	4.F	-6192.252	373265.	714.355
MAR	111.78378	29	16	74.F	56.F	2535.769	-1050.020	5	7	24.F	20.F	-4316.753	419191.	816.498
APR	414.73886	19	17	83.F	63.F	4097.271	-433.090	8	8	28.F	26.F	-3683.097	425223.	947.294
MAY	1247.14087	21	17	82.F	66.F	5098.171	-91.533	10	7	36.F	30.F	-2423.166	492952.	1016.363
JUN	2561.60107	28	17	91.F	77.F	7534.420	0.000					0.000	574635.	1232.494
JUL	3339.98901	25	18	91.F	79.F	8097.245	0.000					0.000	641819.	1267.872
AUG	3062.78784	31	18	88.F	77.F	7578.607	0.000					0.000	622116.	1239.935
SEP	2026.85510	1	18	89.F	72.F	6941.080	-5.564	30	8	46.F	43.F	-865.157	534229.	1206.233
OCT	749.69574	13	17	78.F	66.F	4312.102	-211.525	28	8	32.F	31.F	-2792.610	460637.	943.979
NOV	234.53732	2	15	81.F	72.F	5039.326	-931.513	23	7	28.F	25.F	-3649.783	414234.	981.688
DEC	0.00000					0.000	-1992.293	22	7	16.F	14.F	-5207.724	412356.	648.942
TOTAL	13762.765						-8759.996						5782988.	
MAX						8097.245						-6552.654		1267.872

ENTECH ENGINEERING EZDOE - ELITE SOFTWARE DEVELOPMENT INC DOE-2.1D 8/ 4/1995 14:57:51 SDL RUN 1
READING, PA 19603
REPORT- SS-A SYSTEM MONTHLY LOADS SUMMARY FOR 54_AFIPSP WEATHER FILE- BALTIMORE, MD

	COOLING						HEATING						ELEC	
MONTH	COOLING ENERGY (MBTU)	TIME OF DY	TIME MAX HR	DRY-BULB TEMP	WET-BULB TEMP	MAXIMUM COOLING LOAD (KBTU/HR)	HEATING ENERGY (MBTU)	TIME OF DY	TIME MAX HR	DRY-BULB TEMP	WET-BULB TEMP	MAXIMUM HEATING LOAD (KBTU/HR)	ELEC-TRICAL ENERGY (KWH)	MAXIMUM ELEC LOAD (KW)
JAN	33.93944	9	13	59.F	56.F	1900.002	-3644.374	17	19	6.F	4.F	-10883.411	929378.	1360.231
FEB	49.84756	28	16	62.F	56.F	2444.933	-2727.859	3	6	6.F	4.F	-10846.154	840621.	1398.740
MAR	235.70625	29	14	75.F	57.F	5053.963	-1754.915	5	4	22.F	19.F	-6943.017	941856.	1581.028
APR	659.23621	19	14	83.F	64.F	7287.734	-675.773	8	8	28.F	26.F	-5420.951	938592.	1775.343
MAY	1536.33984	19	13	77.F	68.F	8367.409	-172.234	11	2	35.F	30.F	-3759.638	1025622.	1811.050
JUN	3325.58276	28	17	91.F	77.F	14407.431	0.000					0.000	1123927.	2244.603
JUL	4648.01465	9	18	91.F	77.F	13619.016	0.000					0.000	1244364.	2207.408
AUG	4300.96143	18	17	93.F	77.F	13614.819	0.000					0.000	1220410.	2222.444
SEP	2898.02759	2	14	92.F	76.F	12181.978	-13.968	30	8	46.F	43.F	-1150.482	1088996.	2143.444
OCT	1446.15845	13	14	82.F	67.F	8408.471	-347.408	28	8	32.F	31.F	-4528.100	1018756.	1845.173
NOV	497.43384	2	11	78.F	72.F	10760.764	-1295.320	23	7	28.F	25.F	-5540.527	928728.	1963.790
DEC	37.99460	28	14	62.F	57.F	2553.901	-2872.135	21	7	15.F	13.F	-8714.624	929673.	1405.524
TOTAL	19669.221						-13504.005						12231591.	
MAX						14407.431						-10883.411		2244.603

ENTECH ENGINEERING EZDOE - ELITE SOFTWARE DEVELOPMENT INC DOE-2.1D 8/ 4/1995 14:57:51 SDL RUN 1
READING, PA 19603
REPORT- SS-A SYSTEM MONTHLY LOADS SUMMARY FOR 48_HEATON WEATHER FILE- BALTIMORE, MD

	COOLING						HEATING						ELEC	
MONTH	COOLING ENERGY (MBTU)	TIME OF MAX DY	TIME OF MAX HR	DRY-BULB TEMP	WET-BULB TEMP	MAXIMUM COOLING LOAD (KBTU/HR)	HEATING ENERGY (MBTU)	TIME OF MAX DY	TIME OF MAX HR	DRY-BULB TEMP	WET-BULB TEMP	MAXIMUM HEATING LOAD (KBTU/HR)	ELEC-TRICAL ENERGY (KWH)	MAXIMUM ELEC LOAD (KW)
JAN	8627.30176	15	5	13.F	11.F	11693.745	-24225.752	31	7	6.F	5.F	-58789.977	4319428.	5805.631
FEB	7820.42871	28	15	62.F	55.F	12386.813	-19252.305	3	7	6.F	4.F	-59869.523	3901419.	5805.631
MAR	7978.51904	1	6	65.F	62.F	23099.789	-14726.472	5	4	22.F	19.F	-41758.391	4319428.	5805.631
APR	4892.73340	19	17	83.F	63.F	32021.797	-7254.164	9	7	29.F	25.F	-34681.801	4180095.	5805.631
MAY	8747.39160	28	17	78.F	69.F	40371.461	-2463.055	10	5	35.F	29.F	-26004.721	4319428.	5805.631
JUN	20795.54492	30	16	86.F	78.F	74764.172	-99.724	22	6	52.F	47.F	-7333.777	4180095.	5805.631
JUL	29877.50781	24	20	87.F	80.F	82739.453	-12.145	21	5	56.F	54.F	-3119.688	4319428.	5805.631
AUG	26858.78711	31	14	89.F	79.F	78237.719	-40.739	22	4	53.F	53.F	-6269.707	4319428.	5805.631
SEP	16304.99121	2	12	89.F	77.F	67770.242	-603.888	30	8	46.F	43.F	-13685.553	4180095.	5805.631
OCT	5556.35742	13	14	82.F	67.F	35515.574	-4287.764	28	8	32.F	31.F	-29529.379	4319428.	5805.631
NOV	8476.99023	2	14	82.F	73.F	52723.781	-12006.080	23	7	28.F	25.F	-35994.434	4180095.	5805.631
DEC	8641.05078	29	6	59.F	58.F	15177.600	-20908.521	21	7	15.F	13.F	-49338.922	4319428.	5805.631
TOTAL	154577.203						-105880.695						50854012.	
MAX						82739.453						-59869.523		5805.631

ENTECH ENGINEERING EZDOE - ELITE SOFTWARE DEVELOPMENT INC DOE-2.1D 8/ 4/1995 14:57:51 SDL RUN 1
READING, PA 19603
REPORT- SS-A SYSTEM MONTHLY LOADS SUMMARY FOR 48_ADMIN WEATHER FILE- BALTIMORE, MD

	COOLING					HEATING					ELEC	
MONTH	COOLING ENERGY (MBTU)	TIME OF MAX DY	TIME OF MAX HR	DRY-BULB TEMP	WET-BULB TEMP	MAXIMUM COOLING LOAD (KBTU/HR)	HEATING ENERGY (MBTU)	TIME OF MAX DY	TIME OF MAX HR	DRY-BULB TEMP	WET-BULB TEMP	MAXIMUM HEATING LOAD (KBTU/HR)	ELEC-TRICAL ENERGY (KWH)	MAXIMUM ELEC LOAD (KW)
JAN	281.10031	9	13	59.F	56.F	779.105	-0.633	31	7	6.F	5.F	-65.016	227888.	306.303
FEB	292.42172	28	16	62.F	56.F	843.858	-0.126	3	7	6.F	4.F	-36.344	205835.	306.303
MAR	408.53656	29	15	75.F	57.F	1086.225	0.000					0.000	227888.	306.303
APR	479.21790	19	16	83.F	63.F	1293.752	0.000					0.000	220537.	306.303
MAY	662.79010	21	17	82.F	66.F	1412.813	0.000					0.000	227888.	306.303
JUN	863.52612	30	16	86.F	78.F	1888.489	0.000					0.000	220537.	306.303
JUL	1004.94971	25	14	96.F	80.F	1952.547	0.000					0.000	227888.	306.303
AUG	963.56244	31	15	90.F	79.F	1925.568	0.000					0.000	227888.	306.303
SEP	775.51825	2	14	92.F	76.F	1783.525	0.000					0.000	220537.	306.303
OCT	566.55206	13	14	82.F	67.F	1299.625	0.000					0.000	227888.	306.303
NOV	394.64178	2	14	82.F	73.F	1496.991	0.000					0.000	220537.	306.303
DEC	272.36353	29	7	59.F	58.F	815.924	0.000					0.000	227888.	306.303
TOTAL	6965.189						-0.759						2682954.	
MAX						1952.547						-65.016		306.303

ENTECH ENGINEERING EZDOE - ELITE SOFTWARE DEVELOPMENT INC DOE-2.1D 8/ 4/1995 14:57:51 SDL RUN 1
READING, PA 19603
REPORT- SS-A SYSTEM MONTHLY LOADS SUMMARY FOR 48_WRAIR WEATHER FILE- BALTIMORE, MD

	COOLING						HEATING						ELEC	
MONTH	COOLING ENERGY (MBTU)	TIME OF MAX DY	TIME OF MAX HR	DRY-BULB TEMP	WET-BULB TEMP	MAXIMUM COOLING LOAD (KBTU/HR)	HEATING ENERGY (MBTU)	TIME OF MAX DY	TIME OF MAX HR	DRY-BULB TEMP	WET-BULB TEMP	MAXIMUM HEATING LOAD (KBTU/HR)	ELEC-TRICAL ENERGY (KWH)	MAXIMUM ELEC LOAD (KW)
JAN	293.77478	8	22	59.F	52.F	1327.636	-3733.821	17	19	6.F	4.F	-10390.130	666860.	896.321
FEB	277.17239	28	16	62.F	56.F	1916.729	-2848.008	3	7	6.F	4.F	-10552.968	602325.	896.321
MAR	383.66605	1	6	65.F	62.F	4097.519	-1946.061	5	4	22.F	19.F	-6906.917	666860.	896.321
APR	647.43750	20	14	78.F	66.F	5029.596	-839.546	8	8	28.F	26.F	-5577.285	645348.	896.321
MAY	1246.67529	26	17	79.F	68.F	6573.306	-232.376	11	2	35.F	30.F	-4043.513	666860.	896.321
JUN	3278.01929	30	17	86.F	78.F	14160.387	-0.197	22	6	52.F	47.F	-197.303	645348.	896.321
JUL	5056.65381	24	19	89.F	80.F	15893.400	0.000					0.000	666860.	896.321
AUG	4457.23096	31	15	90.F	79.F	14972.331	-0.002	22	4	53.F	53.F	-2.173	666860.	896.321
SEP	2596.07690	2	14	92.F	76.F	12372.278	-27.149	30	8	46.F	43.F	-1575.466	645348.	896.321
OCT	928.64618	30	15	70.F	65.F	7179.523	-447.955	28	8	32.F	31.F	-4756.769	666860.	896.321
NOV	586.19873	2	14	82.F	73.F	9163.509	-1505.965	23	7	28.F	25.F	-5677.383	645348.	896.321
DEC	301.13696	29	6	59.F	58.F	2047.799	-3053.139	21	7	15.F	13.F	-8440.931	666860.	896.321
TOTAL	20052.000						-14634.200						7852393.	
MAX						15893.400						-10552.968		896.321

ENTECH ENGINEERING EZDOE - ELITE SOFTWARE DEVELOPMENT INC DOE-2.1D 8/ 4/1995 14:57:51 SDL RUN 1
READING, PA 19603
REPORT- SS-A SYSTEM MONTHLY LOADS SUMMARY FOR 48_FITNESS WEATHER FILE- BALTIMORE, MD

	COOLING						HEATING						ELEC	
MONTH	COOLING ENERGY (MBTU)	TIME OF MAX DY	TIME OF MAX HR	DRY-BULB TEMP	WET-BULB TEMP	MAXIMUM COOLING LOAD (KBTU/HR)	HEATING ENERGY (MBTU)	TIME OF MAX DY	TIME OF MAX HR	DRY-BULB TEMP	WET-BULB TEMP	MAXIMUM HEATING LOAD (KBTU/HR)	ELEC-TRICAL ENERGY (KWH)	MAXIMUM ELEC LOAD (KW)
JAN	50.65611	9	13	59.F	56.F	209.185	-178.733	31	7	6.F	5.F	-622.629	71996.	96.769
FEB	50.09922	28	16	62.F	56.F	269.268	-122.525	3	7	6.F	4.F	-562.495	65029.	96.769
MAR	82.76071	29	16	74.F	56.F	413.914	-47.893	5	6	23.F	20.F	-332.823	71996.	96.769
APR	147.63992	20	14	78.F	66.F	621.645	-11.274	9	8	29.F	24.F	-244.698	69674.	96.769
MAY	235.11713	21	17	82.F	66.F	688.233	-0.504	10	7	36.F	30.F	-56.918	71996.	96.769
JUN	373.58932	28	17	91.F	77.F	1124.610	0.000					0.000	69674.	96.769
JUL	471.73621	25	18	91.F	79.F	1221.821	0.000					0.000	71996.	96.769
AUG	424.05087	31	16	90.F	78.F	1116.493	0.000					0.000	71996.	96.769
SEP	324.61438	1	18	89.F	72.F	1012.247	0.000					0.000	69674.	96.769
OCT	206.64084	13	17	78.F	66.F	619.798	-1.537	28	8	32.F	31.F	-115.302	71996.	96.769
NOV	104.90633	2	14	82.F	73.F	804.560	-32.956	23	7	28.F	25.F	-244.416	69674.	96.769
DEC	50.83022	29	6	59.F	58.F	235.216	-131.880	22	7	16.F	14.F	-458.221	71996.	96.769
TOTAL	2522.576						-527.301						847659.	
MAX						1221.821						-622.629		96.769

REPORT- SS-A SYSTEM MONTHLY LOADS SUMMARY FOR 48_MRI WEATHER FILE- BALTIMORE, MD

	COOLING						HEATING						ELEC	
MONTH	COOLING ENERGY (MBTU)	TIME OF MAX DY	TIME OF MAX HR	DRY-BULB TEMP	WET-BULB TEMP	MAXIMUM COOLING LOAD (KBTU/HR)	HEATING ENERGY (MBTU)	TIME OF MAX DY	TIME OF MAX HR	DRY-BULB TEMP	WET-BULB TEMP	MAXIMUM HEATING LOAD (KBTU/HR)	ELEC-TRICAL ENERGY (KWH)	MAXIMUM ELEC LOAD (KW)
JAN	14.40490	8	22	59.F	52.F	60.567	-219.188	17	19	6.F	4.F	-595.930	27746.	37.293
FEB	13.53719	28	16	62.F	56.F	90.158	-168.980	3	7	6.F	4.F	-603.942	25061.	37.293
MAR	18.27430	1	6	65.F	62.F	210.989	-119.506	5	4	22.F	19.F	-401.397	27746.	37.293
APR	28.69227	20	14	78.F	66.F	249.995	-55.078	8	7	28.F	27.F	-327.398	26851.	37.293
MAY	55.89507	26	17	79.F	68.F	331.887	-16.736	11	2	35.F	30.F	-245.715	27746.	37.293
JUN	167.32713	30	17	86.F	78.F	750.162	-0.157	22	6	52.F	47.F	-36.528	26851.	37.293
JUL	245.47079	25	14	96.F	80.F	834.074	0.000					0.000	27746.	37.293
AUG	215.03352	31	15	90.F	79.F	790.626	-0.048	22	4	53.F	53.F	-24.176	27746.	37.293
SEP	123.32504	2	14	92.F	76.F	644.582	-2.645	30	8	46.F	43.F	-109.849	26851.	37.293
OCT	42.06193	2	17	67.F	64.F	277.590	-30.903	28	8	32.F	31.F	-283.595	27746.	37.293
NOV	28.22661	2	14	82.F	73.F	465.376	-93.642	9	7	28.F	26.F	-332.863	26851.	37.293
DEC	14.86966	29	6	59.F	58.F	100.613	-181.246	21	7	15.F	13.F	-486.553	27746.	37.293
TOTAL	967.163						-888.131						326673.	
MAX						834.074						-603.942		37.293

ENERGY TYPE IN SITE MBTU - CATEGORY OF USE	ELECTRICITY	FUEL-OIL
SPACE HEAT	0.00	253635.49
SPACE COOL	88738.61	0.00
HVAC AUX	44463.76	0.00
DOM HOT WTR	0.00	0.00
AUX SOLAR	0.00	0.00
LIGHTS	149795.82	0.00
VERT TRANS	0.00	0.00
MISC EQUIP	106361.75	0.00
TOTAL	389359.96	253635.49

TOTAL SITE ENERGY 643008.30 MBTU 270.1 KBTU/SQFT-YR GROSS-AREA 270.1 KBTU/SQFT-YR NET-AREA
TOTAL SOURCE ENERGY 1422922.74 MBTU 597.7 KBTU/SQFT-YR GROSS-AREA 597.7 KBTU/SQFT-YR NET-AREA

PERCENT OF HOURS ANY SYSTEM ZONE OUTSIDE OF THROTTLING RANGE = 76.1
PERCENT OF HOURS ANY PLANT LOAD NOT SATISFIED = 16.4

NOTE ELECTRICITY AND/OR FUEL USED TO GENERATE ELECTRICITY IS APPORTIONED BASED ON THE YEARLY DEMAND. ALL OTHER ENERGY TYPES ARE APPORTIONED HOURLY.

ENTECH ENGINEERING EZDOE - ELITE SOFTWARE DEVELOPMENT INC DOE-2.1D 8/ 4/1995 14:57:51 EDL RUN 1
READING, PA 19603
REPORT- ES-E SUMMARY OF ELECTRICITY CHARGES

MONTH	CHARGE-ASSIGNMENT (U-NAME)	LENGTH (HR/MO)	CONSUMPTION BY C-A (KWH)	ENERGY CHARGE ($)	MEASURED DEMAND (KW)	BILLING DEMAND (KW)	DEMAND CHARGE ($)	TOTAL CHARGES ($)
JAN								
	OFF_PWIN	408	4702734.	188109.38	12396.	12396.	0.00	
	INT_WIN	168	1925094.	88554.31	12291.	12291.	0.00	
	ON_PWIN	168	1957864.	103766.78	12292.	12292.	0.00	
								380430.47
FEB								
	OFF_PWIN	368	4322142.	172885.67	12343.	12343.	0.00	
	INT_WIN	152	1786218.	82166.03	12333.	12333.	0.00	
	ON_PWIN	152	1819837.	96451.35	12494.	12494.	0.00	
								351503.06
MAR								
	OFF_PWIN	376	4423759.	176950.36	12724.	12724.	0.00	
	INT_WIN	184	2190307.	100754.14	12673.	12673.	0.00	
	ON_PWIN	184	2219104.	117612.49	12871.	12871.	0.00	
								395317.00
APR								
	OFF_PWIN	400	4600113.	184004.52	12940.	12940.	0.00	
	INT_WIN	160	1853727.	85271.43	12763.	12763.	0.00	
	ON_PWIN	160	1902065.	100809.45	13059.	13059.	0.00	
								370085.38
MAY								
	OFF_PWIN	392	4689768.	187590.73	13276.	13276.	0.00	
	INT_WIN	176	2084091.	95868.20	13056.	13056.	0.00	
	ON_PWIN	176	2163065.	114642.45	13121.	13121.	0.00	
								398101.38
JUN								
	OFF_PSUM	368	5145650.	174952.09	15443.	15443.	0.00	
	INT_SUM	176	2470364.	116107.09	15146.	15146.	0.00	
	ON_PSUM	176	2513167.	155816.34	15417.	15417.	0.00	
								446875.53
JUL								
	OFF_PSUM	424	6269767.	213172.09	19066.	19066.	0.00	
	INT_SUM	160	2846283.	133775.31	19310.	19310.	0.00	
	ON_PSUM	160	2900069.	179804.27	19365.	19365.	0.00	
								526751.69
AUG								
	OFF_PSUM	376	5695565.	193649.20	18884.	18884.	0.00	
	INT_SUM	184	3245631.	152544.66	18963.	18963.	0.00	
	ON_PSUM	184	3307594.	205070.86	19213.	19213.	0.00	
								551264.75
SEP								
	OFF_PSUM	400	5557374.	188950.70	15083.	15083.	0.00	
	INT_SUM	160	2209384.	103841.06	14907.	14907.	0.00	
	ON_PSUM	160	2252464.	139652.80	15238.	15238.	0.00	
								432444.56
OCT								
	OFF_PSUM	408	5472535.	186066.19	14353.	14353.	0.00	
	INT_SUM	168	2255632.	106014.69	13972.	13972.	0.00	
	ON_PSUM	168	2299924.	142595.30	14450.	14450.	0.00	
								434676.19

REPORT- ES-E SUMMARY OF ELECTRICITY CHARGES

----------CONTINUED----------

MONTH	CHARGE-ASSIGNMENT (U-NAME)	LENGTH (HR/MO)	CONSUMPTION BY C-A (KWH)	ENERGY CHARGE ($)	MEASURED DEMAND (KW)	BILLING DEMAND (KW)	DEMAND CHARGE ($)	TOTAL CHARGES ($)
NOV								
	OFF_PWIN	400	4692683.	187707.31	13139.	13139.	0.00	
	INT_WIN	160	1879484.	86456.26	13344.	13344.	0.00	
	ON_PWIN	160	1916579.	101578.70	13355.	13355.	0.00	
								375742.25
DEC								
	OFF_PWIN	424	4859910.	194396.41	12520.	12520.	0.00	
	INT_WIN	160	1815930.	83532.77	12365.	12365.	0.00	
	ON_PWIN	160	1839252.	97480.38	12415.	12415.	0.00	
								375409.56
TOTAL			114085176.	5038601.50			0.00	5038601.50

MMDDHH	OPEN-CEN T-CHLR LOAD BTU/HR ----(1)	OPEN-CEN T-CHLR ELECTRIC USE BTU/HR ----(3)	OPEN-CEN T-CHLR SIZES RUNNING ----(6)	CERAMIC-TWR FAN ELEC BTU/HR ----(20)	CERAMIC-TWR PUMP ELEC BTU/HR ----(21)
MONTHLY SUMMARY (JAN)					
MN	14292415.	3251890.	1.	0.	400831.
MX	17167578.	6503779.	2.	0.	801662.
SM	10921304064.	3349373952.	1030.	0.	412856032.
AV	14679172.	4501847.	1.	0.	554914.
MONTHLY SUMMARY (FEB)					
MN	14352544.	3251890.	1.	0.	400831.
MX	19510630.	6503776.	2.	301790.	801662.
SM	9961758720.	3544281088.	1090.	602831.	436906016.
AV	14824046.	5274228.	2.	897.	650158.
MONTHLY SUMMARY (MAR)					
MN	3020350.	3251890.	1.	0.	400831.
MX	29561528.	6503777.	2.	439235.	801662.
SM	10669410304.	4028996864.	1239.	6686642.	496629856.
AV	14340605.	5415319.	2.	8987.	667513.
MONTHLY SUMMARY (APR)					
MN	3091339.	3251895.	1.	0.	400831.
MX	30259214.	6503775.	2.	639080.	801662.
SM	8207886848.	3131401216.	963.	33854196.	386000320.
AV	11399843.	4349169.	1.	47020.	536112.
MONTHLY SUMMARY (MAY)					
MN	3133333.	3251991.	1.	0.	400831.
MX	30345800.	6503679.	2.	863296.	801662.
SM	13013986304.	3671621632.	1138.	156263056.	456145888.
AV	17491918.	4934976.	2.	210031.	613099.
MONTHLY SUMMARY (JUN)					
MN	5733319.	9406573.	3.	0.	1202494.
MX	45518700.	10312154.	3.	1113640.	1202494.
SM	24209283072.	6975446528.	2160.	497628000.	865795328.
AV	33624004.	9688120.	3.	691150.	1202494.
MONTHLY SUMMARY (JUL)					
MN	8241703.	3252389.	1.	0.	400831.
MX	88498208.	22523626.	6.	1113640.	2404987.
SM	35382394880.	11392390144.	3398.	661369472.	1362024448.
AV	47556984.	15312352.	5.	888937.	1830678.

	OPEN-CEN T-CHLR LOAD BTU/HR ----(1)	OPEN-CEN T-CHLR ELECTRIC USE BTU/HR ----(3)	OPEN-CEN T-CHLR SIZES RUNNING ----(6)	CERAMIC- TWR FAN ELEC BTU/HR ----(20)	CERAMIC- TWR PUMP ELEC BTU/HR ----(21)
MONTHLY SUMMARY (AUG)					
MN	6303792.	3253221.	1.	0.	400831.
MX	89214016.	22282284.	6.	1113640.	2404987.
SM	33964857344.	12231319552.	3691.	663107648.	1479467776.
AV	45651688.	16439946.	5.	891274.	1988532.
MONTHLY SUMMARY (SEP)					
MN	4640180.	9406573.	3.	0.	1202494.
MX	45518700.	10662415.	3.	1113640.	1202494.
SM	20259911680.	6986328064.	2160.	397281312.	865795328.
AV	28138766.	9703233.	3.	551780.	1202494.
MONTHLY SUMMARY (OCT)					
MN	2980235.	6762638.	3.	0.	1202494.
MX	44577064.	9797246.	3.	987619.	1202494.
SM	9912360960.	7154684928.	2232.	116305168.	894655168.
AV	13323066.	9616512.	3.	156324.	1202494.
MONTHLY SUMMARY (NOV)					
MN	3009781.	3251890.	1.	0.	400831.
MX	30345800.	6503779.	2.	972711.	801662.
SM	10723922944.	3598893824.	1109.	42759500.	444521664.
AV	14894337.	4998464.	2.	59388.	617391.
MONTHLY SUMMARY (DEC)					
MN	14239592.	3251890.	1.	0.	400831.
MX	22562214.	6503779.	2.	319382.	801662.
SM	10944559104.	3131426304.	963.	2764286.	386000416.
AV	14710429.	4208907.	1.	3715.	518818.
YEARLY SUMMARY					
MN	2980235.	3251890.	1.	0.	400831.
MX	89214016.	22523626.	6.	1113640.	2404987.
SM	198171639808.	69196161024.	21173.	2578621952.	8486797312.
AV	22622334.	7899105.	2.	294363.	968813.

ATTACHMENT G

Meeting Minutes and Schedule

Entech Engineering, Inc.

Consulting Engineers

Reading • Pottsville

Principals:
Daniel J. Castellani, P.E.
Thomas M. McMahon, P.E.
William M. McMahon Jr., P.E.

ENTECH

WALTER REED MEETING MINUTES NO. 1

Project: Chilled Water Study - Walter Reed Army Medical Center
Project No. 4130.02/830

Contract No.: DACA01-94-D-0037

Meeting Date: October 17, 1994
Walter Reed Army Medical Center, Building 1

Minutes Issue Date: October 21, 1994

Attendees:
Regina Larrabee – WRAMC
Mr. Abas Keshavarz – WRAMC
Bill McMahon – Entech Engineering, Inc.
Jack Fisher – Entech Engineering, Inc.
Ed Caulkins – Entech Engineering, Inc.

Distribution:
Regina Larrabee – WRAMC
Mr. Mlecik – USAED, Norfolk
Mr. Bataglia – USAED, Mobile
Bill McMahon – Entech Engineering, Inc.
Jack Fisher – Entech Engineering, Inc.
Ed Caulkins – Entech Engineering, Inc.

ENTECH

500 Penn Street
PO Box 32
Reading,
Pennsylvania 19603

Telephone
610.373.6667

Fax 610.373.7537

Items Discussed:

1.1 Started meeting with a brief introduction of all attendees.

1.2 Mr. Abas Keshavarz is the engineer familiar with the chilled water system. Abas is located in Office OC12, Building #1, telephone number (202)-576-4415.

1.3 Honeywell is negotiating for a contract to perform energy improvement projects on site. Furnished as background knowledge for any necessary coordination in the future.

1.4 The existing chilled water system suffers from distribution problems. As a result, many buildings have independent air cooled water chillers. Some buildings may have provisions for tie-in to the central plant though are currently on independent chillers.

1.5 Entech will evaluate building cooling loads as block loads and will not get into the specific building systems of each.

1.6 Entech will not discard the Alphatec report, but will build upon the information incorporated in that report.

1.7 Briefly reviewed Entech scope of work to develop a common understanding of proposed work and its interface with Walter Reed personnel.

1.8 Mr. Keshavarz noted that WRAMC presently has a manpower shortage to maintain physical plants and asked Entech to keep such requirements in mind during our study and analysis.

1.9 Boiler efficiency was noted as poor due to oversized boilers and the additional need for a backup boiler to be on-line at all times. Entech will include this information in its analysis should steam absorption chillers become an option in this study.

1.10 Mr. Keshavarz noted that the chilled water system experiences problems with high back pressure on the return side of the loop.

1.11 New buildings under construction and design have air cooled chillers with secondary pumping systems designed for future tie-in to the main plant loop.

1.12 WRAMC has several large chillers which use R-11 and R-500. They are currently incurring high maintenance costs to replace and charge existing CFC refrigerant machines.

1.13 Existing controls are not DDC systems. However, there is a campus monitoring system (EMCS) by Williams Electric of Florida. The system is outdated and parts are generally unavailable.

1.14 In general the chiller plant capacity is adequate for current loads, the weak link is the distribution system.

1.15 Entech will develop a project schedule for the implementation of this study to be reviewed with Regina as soon as available.

1.16 It was noted that there is inadequate steam available in the existing chiller plant for steam absorption type chillers. In addition, cooling towers were noted as probably inadequate for use with absorption chillers.

1.17 A new Trane chiller is presently being installed to replace one of the original York chillers.

1.18 It was noted that the main chiller plant lacks proper means for isolation to service chiller equipment. This problem became apparent during the recent installation of the new Trane chiller.

1.19 WRAMC personnel reminded Entech to keep the hospitals continuous operation in mind when proposing any changes to the chilled water system.

1.20 Entech requested the following information for Monday, October 24, 1994:

- Chiller plant drawings to be copied onsite.
- Chilled water distribution system drawings to be copied onsite.
- Disk for Alphatec drawings in report.
- Single line power distribution drawing for site.
- Two (2) years of electric bills January 1992 to present.
- Cost of steam.
- Copy of gas and electric tariff for WRAMC.

1.21 Ms. Larrabee will make arrangements for a parking permit for Entech.

1.22 No requirements for badges or camera passes are required. Entech will coordinate all site visits with Ms. Larrabee and notify her before any camera pictures are taken onsite.

1.23 Next meeting will be held on **Monday, October 24, 1994 at 11:00 a.m.** in Building #1 WRAMC with Abas Keshavarz. Ms. Regina Larrabee will be out of the office until the following week.

The above minutes reflect the writer's interpretation of the meeting events and discussions. Should there be any corrections which are deemed to be required to these minutes, please send a copy of your suggested corrections to the undersigned within five (5) days of receipt. Receiving no corrections, these minutes shall stand as the meeting record.

Respectfully submitted,

Edward L. Caulkins, P.E.
Project Manager

ELC:caf

File:G:\PROJECTS\4130.02\WP\MTNG_MIN.1

Entech Engineering, Inc.

Consulting Engineers

Reading • Pottsville

Principals:
Daniel J. Castellani, P.E.
Thomas M. McMahon, P.E.
William M. McMahon Jr., P.E.

ENTECH

WALTER REED MEETING MINUTES NO. 2

Project:	Chilled Water Study - Walter Reed Army Medical Center Project No. 4130.02/830
Contract No.:	DACA01-94-D-0037
Meeting Date:	October 24, 1994 Walter Reed Army Medical Center, Building 1
Minutes Issue Date:	October 26, 1994
Attendees:	Mr. Abas Keshavarz – WRAMC Jack Fisher – Entech Engineering, Inc. Ed Caulkins – Entech Engineering, Inc.
Distribution:	Regina Larrabee – WRAMC Mr. Mlecik – USAED, Norfolk Mr. Battaglia - USAED, Mobile Bill McMahon – Entech Engineering, Inc. Jack Fisher – Entech Engineering, Inc. Ed Caulkins – Entech Engineering, Inc.

ENTECH

500 Penn Street
PO Box 32
Reading,
Pennsylvania 19603

Telephone
610.373.6667

Fax 610.373.7537

Items Discussed:

2.1 No formal meeting was planned. Objective was to receive several pieces of data and drawings requested at Meeting No.1.

The following information was transmitted to Entech Engineering:

Drawings:

- Electrical Site Distribution Single Line Diagram, dated 01-24-77 (with update notations)
- Building #48 Chiller Plant Addition/Cooling Tower Replacement Project, dated 04-13-73, As-built Mar.76, M-1, M-2, M-3, M-4, M-5, M-6, M-8, M-9, M-10, M-11, E-1, E-2, E-3 (copies of prints to be retained by Entech and Dwg. No. 26-06-11.
- Reservation Master Plan, Basic Information Maps dated Oct. 1987, Reservation Map, Utilities Maps; Electric, Fire Alarm, Heating, Gas, Domestic HW, Energy Monitoring, Chilled Water and Historical Record Map. (original prints to be copies by entech and returned to Abas Keshavarz) Dwg. No. 931-10-08.

Printed Matter:

- Installation Commander Annual Real Property Utilization Survey (ICARPUS), dated April 1994.
- PEPCO Billings Dec. 1992 to Sep. 1994, 14th and Elder Streets, NW Service Address.
- PEPCO Billings Dec. 1991 to Sep. 1994, Walter Reed Hospital Service Address.
- Washington Gas Billings Sep. 1993 to Aug. 1994.
- Monthly Bulk Petroleum Accounting Summary Dec. 1993 to Mar. 1994.
- Washington Gas Light Co. Rate Schedules May 24, 1991
- PEPCO Rate Schedules June 5, 1994.

2.2 Reviewed the current site map with Mr. Keshavarz to identify existing building with air cooled chillers to provide central cooling water.

2.3 Following the meeting, Entech personnel walked the entire site to familiarize themselves with building types, functions, construction, and documented cooling equipment which was accessible.

2.4 Next meeting will be scheduled upon Ms. Larrabee's return next week.

The above minutes reflect the writer's interpretation of the meeting events and discussions. Should there be any corrections which are deemed to be required to these minutes, please send a copy of your suggested corrections to the undersigned within five (5) days of receipt. Receiving no corrections, these minutes shall stand as the meeting record.

Respectfully submitted,

Edward L. Caulkins, P.E.
Project Manager

ELC:caf

File:G:\PROJECTS\4130.02\WP\MTNG_MIN.2

Entech Engineering, Inc.

Consulting Engineers

Reading • Pottsville

Principals:
Daniel J. Castellani, P.E.
Thomas M. McMahon, P.E.
William M. McMahon Jr., P.E.

ENTECH

WALTER REED MEETING MINUTES NO. 3

Project:	Chilled Water Study - Walter Reed Army Medical Center Project No. 4130.02/830
Contract No.:	DACA01-94-D-0037
Meeting Date:	December 21, 1994 Walter Reed Army Medical Center, Building 1
Minutes Issue Date:	January 4, 1995
Attendees:	Mr. Abas Keshavarz – WRAMC Ms. Regina Larrabee - WRAMC Ed Caulkins – Entech Engineering, Inc.
Distribution:	Regina Larrabee – WRAMC Mr. Mlecik – USAED, Norfolk Mr. Battaglia - USAED, Mobile Bill McMahon – Entech Engineering, Inc. Jack Fisher – Entech Engineering, Inc. Ed Caulkins – Entech Engineering, Inc.

ENTECH

500 Penn Street
PO Box 32
Reading,
Pennsylvania 19603

Telephone
610.373.6667

Fax 610.373.7537

Items Discussed:

3.1 No formal meeting was planned. Objective was to conduct field survey and collect additional drawings.

The following information was transmitted to Entech Engineering:

Drawings:

- Miscellaneous drawings for chiller plants and all buildings served by central chilled water system. Entech sorted and copied appropriate drawing from WRAMC drawing files room.

Printed Matter:

- Washington Gas Billings Oct. 1992 to Sept. 1993 and Sept. 1994.
- Monthly Bulk Petroleum Accounting Summary Dec. 1993 to Mar. 1994.

3.2 Discussed current operating deficiencies of Building 48 chiller plant. Following items were revisited in our discussions:

- No existing isolation valves to allow selective shutdown and isolation of specific chillers and pumps for service or replacement. Consider this in difficulty factor when evaluating options.

- Currently pumping limitations on chilled water distribution system. This requires additional pumps to provide adequate flow at Building 2 during certain operating periods. This results in more pumps than chillers operating and therefore excessive flows and pressure drops through chillers.

- Make sure that additional manpower and maintenance costs are included where appropriate for proposed options versus existing.

- Current site wide chilled water distribution system is not operating as a true primary-secondary system.

- During peak loads, WRAMC uses selective load shedding in Building's 1, 41 and 40 as required to maintain Building 2 loads.

3.3 Discussed current operating characteristics of Building 49 chiller plant.

- Plant originally installed to accommodate Building 14. Actual load was significantly less than installed capacity.
- Building 11 and 17 were added to the chilled water plant to use some of the available capacity. Plant currently operates at a low chilled water temperature difference indicative of loads below capacity.

3.4 Building 54 chilled water plant usually on line from May through September. Other months Building 54 runs off Building 48 plant. In addition, secondary pumps in Building 54 are only used when building chillers are used. Building 48 chilled water pumps provide pumping during winter season cooling.

3.5 Building 1 will be renovated to become an outpatient clinic.

Building 40 is also scheduled for future renovations.

3.6 Survey of Building 48 chilled water plant conducted. Mr. Chris Whelehan, Plant Operator, provided support for finding chiller logs and answering general operation questions.

3.7 Cooling towers are ceramic tile towers by CTI, Inc.

3.8 Cooling tower 1 is currently off-line due to fan blade failure. Parts are on order.

3.9 Usually a minimum of two (2) chillers running in Building 48 during winter.

3.10 New Trane chiller is operational but not being used until operator training is complete. Anticipated training early January 1995.

3.11 Chillers are interlocked with cooling towers. Chiller start up is manual and based on water temperature to and from Building 2.

3.12 Chiller log books indicated peak summer weather on July 8 and 9, 1994.

7/8/94	98°F DB	87°F WB	65% RH
7/9/94	98°F DB	91°F WB *	88% RH *

* appears questionable

3.13 Completed field survey of Building's 48, 49 and 54 chiller plants to understand system design and document equipment nameplate data.

3.14 Data for new BRAC building construction drawings was documented for proposed load data.

200 ton air cooled chiller, 480 GPM
10 ton DX split system for computer room
5 ton DX split system for elevator machine room

3.15 Fuel oil cost is $.70 per gallon for the last three (3) years. Fixed rate under defense agency contract.

The above minutes reflect the writer's interpretation of the meeting events and discussions. Should there be any corrections which are deemed to be required to these minutes, please send a copy of your suggested corrections to the undersigned within five (5) days of receipt. Receiving no corrections, these minutes shall stand as the meeting record.

Respectfully submitted,

Edward L. Caulkins, P.E.
Project Manager

ELC:tmg

		Duration	Start Date	Finish Date
1	Contract Award	0.00 Days	9/27/94	9/27/94
2	Project Kick-off Meeting	0.00 Days	10/17/94	10/17/94
3	Second Meeting	0.00 Days	10/24/94	10/24/94
4	Data Gathering/Site Visits	15.40 Weeks	10/24/94	2/ 7/95
5	Billing Histories	4.00 Weeks	11/15/94	12/12/94
6	Study Chiller Plant Drawings	2.00 Weeks	11/ 1/94	11/14/94
7	Utility Rate Analysis	2.00 Weeks	11/15/94	11/28/94
8	Reveiw Chiller Logs	2.00 Weeks	12/19/94	12/30/94
9	Heat Gain Calculations	4.00 Weeks	1/ 2/95	1/27/95
10	Chilled Water System Losses	2.00 Weeks	1/16/95	1/27/95
11	Energy Use Model	4.00 Weeks	1/16/95	2/10/95
12	Draft ECO's	2.00 Weeks	1/16/95	1/27/95
13	Regulatory Requirements	2.00 Weeks	2/ 1/95	2/14/95
14	Project Update Mtg @ WRAMC	0.00 Days	2/ 7/95	2/ 7/95
15	Develop ECO's	4.00 Weeks	1/23/95	2/17/95
16	Interim Submittal	0.00 Days	3/ 6/95	3/ 6/95
17	Interim Review	2.00 Weeks	3/ 6/95	3/17/95
18	Interim Presentation	0.00 Days	3/20/95	3/20/95
19	ECO Analysis	10.00 Weeks	2/20/95	4/28/95
20	Prepare Draft Report	2.00 Weeks	5/ 1/95	5/12/95
21	Project Up-date Mtg @ WRAMC	0.00 Days	5/15/95	5/15/95
22	Prepare Pre-Final Submittal	2.00 Weeks	5/15/95	5/26/95
23	Pre-Final Submittal	0.00 Days	6/ 5/95	6/ 5/95
24	Pre-Final Submittal Review	2.00 Weeks	6/ 6/95	6/19/95
25	Final Submittal	0.00 Days	7/31/95	7/31/95

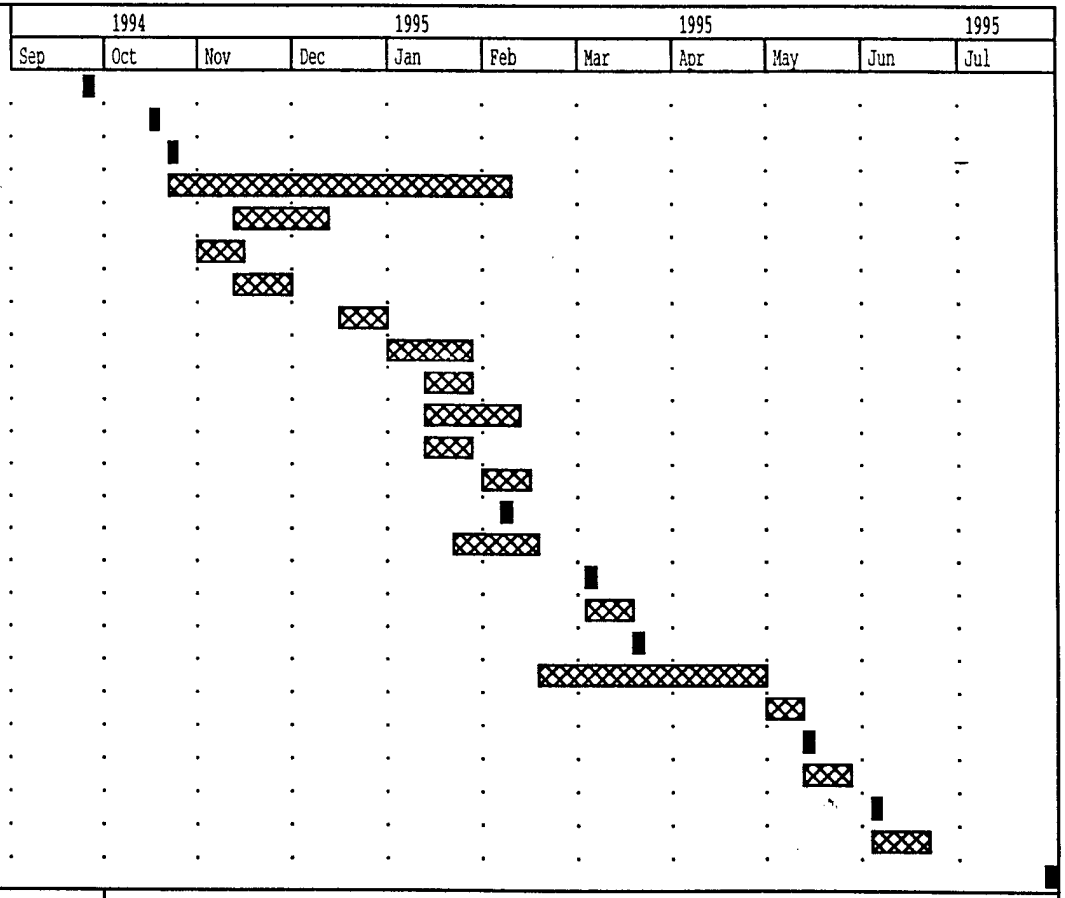

Noncritical
Slack
Critical
Milestone
Project: 4130_02
Date: Jan 26, 1995 10:39 AM

Walter Reed Army Medical Ctr
Chiller Study

ENTECH ENGINEERING, INC.

LETTER OF TRANSMITTAL

Please reply to:

500 Penn Street
P.O. Box 32
READING, PA 19603
(610) 373-6667
FAX: (610) 373-7537

1851 West End Avenue
P.O. Box 389
POTTSVILLE, PA 17901
(717) 628-5655
FAX: (717) 628-5097

DATE: November 10, 1994 **JOB NO.** 4130.02

TO: Commander, U.S. Army Engineer District, Norfolk
ATTN: CENAO-EN-MP (MR. MLECIK)
803 Front Street, Norfolk, VA 23510

ATTENTION:	Mr. Mlecik
RE:	Walter Reed Medical Center
	Chiller Water Study
	DACA01-94-D-0037-003

WE ARE SENDING YOU X Attached ☐ Under separate cover via _____ the following items:

☐ Shop Drawings ☐ Prints ☐ Plans ☐ Samples ☐ Specifications
☐ Copy of letter ☐ Change Order ☐ Monthly Report

COPIES	DATE	NO.	DESCRIPTION
1	11/9/94		Monthly Report

THESE ARE TRANSMITTED as checked below:

☐ For approval ☐ Approved as submitted ☐ Resubmit _____ copies for approval
X For your use ☐ Approved as noted ☐ Submit _____ copies for distribution
☐ As requested ☐ Returned for corrections ☐ Return _____ corrected prints
☐ For review and comment ☐ _____
☐ FOR BIDS DUE _____ 19____ ☐ PRINTS RETURNED AFTER LOAN TO US

REMARKS:

COPY TO: Ms. Regina Larrabee; Mr. Battaglia; B. McMahon **SIGNED:** Edward Caulkins, P.E.

VIA – U.S. Mail

Initials

If enclosures are not as noted, please notify us at once.

File:G:\PROJECTS\FORMS\SPATRANSMTL.MAS

EEAP MONTHLY REPORT
November 9, 1994

PROJECT: **WALTER REED MEDICAL CENTER CHILLED WATER STUDY**

CONTRACT: **DACA01-94-D-0037---DO-0003**

CONTRACTOR: **ENTECH ENGINEERING INC., READING, PA**

SUMMARY OF PROGRESS:

Last month Entech executed DD1155 and returned same. We petitioned for Project Manager approval as required and received an oral acceptance of the candidates. An Entry Interview was held and documentation prepared. Information was requested of the Government and much of the data was furnished at our second meeting. Site investigation work was conducted during our second trip.

FORECAST OF EFFORTS:

Planned for the month of November is continued field collection of building data, existing chilled water plants, review of plant operating logs and cooling load profiles. We have begun to analyze utility bills furnished by the Director of Public Works. This analysis will continue this month to fully understand the rate structures as they apply to the current and future utility billings. The collection of this data will allow us to begin the calculations necessary to begin the analysis of the chilled water system.

COMMERCIAL STATUS:

Invoice format and the proposed monthly schedule was submitted, reviewed and approved. Invoice number one was submitted.

CORP ACTION ITEMS:

We have requested and await certain government documents that are required and may influence the study. These requests have been submitted in conjunction with a parallel project, Letterkenny Lighting Study DACA01-94-D-0037--DO-0004, to avoid duplication of effort. Mr. Mlecik has promised these documents are forthcoming.

END OF MONTHLY REPORT

ENTECH ENGINEERING, INC.

LETTER OF TRANSMITTAL

Please reply to:

500 Penn Street
P.O. Box 32
READING, PA 19603
(610) 373-6667
(610) 373-7537

1851 West End Avenue
P.O. Box 389
POTTSVILLE, PA 17901
(717) 628-5655
FAX: (717) 628-5097

5930 Hamilton Blvd.
ALLENTOWN, PA 18106
(610) 366-8182
FAX: (610) 366-8184

DATE:December 14,1994 JOB #4130.02

TO: Commander, U.S. Army Engineer District, Norfolk	ATTENTION: Mr. Mlecik
Attn: CENAO-EN-MP (MR. MLECIK)	RE: Walter Read Medical Center
803 Front Street	Chiller Water Study
Norfolk, VA 23510	DACA01-94-D-0037-003

WE ARE SENDING YOU X Attached ☐ Under separate cover via _____ the following items:

☐ Shop Drawings ☐ Prints ☐ Plans ☐ Samples ☐ Specifications
☐ Copy of letter ☐ Change Order ■ Monthly Report

COPIES	DATE	NO.	DESCRIPTION
1	12/8/94		Monthly Report

THESE ARE TRANSMITTED as checked below:

☐ For approval ☐ Approved as submitted ☐ Resubmit _____ copies for approval
■ For your use ☐ Approved as noted ☐ Submit _____ copies for distribution
☐ As requested ☐ Returned for corrections ☐ Return _____ corrected prints
☐ For review and comment ☐ _____
☐ FOR BIDS DUE _____ 19____ ☐ PRINTS RETURNED AFTER LOAN TO US

REMARKS:

TO: Ms. Regina Larrabee, Mr. Battaglia, B. McMahn SIGNED: Edward Caulkins

VIA – U.S. Mail Edward Caulkins, Project Manager

tmg If enclosures are not as noted, please notify us at once. File:G:\PROJECTS\4130.02\WP\MLECIK.T02

EEAP MONTHLY REPORT
December 8, 1994

PROJECT: **WALTER REED MEDICAL CENTER CHILLED WATER STUDY**

CONTRACT: **DACA01-94-D-0037---DO-0003**

CONTRACTOR: **ENTECH ENGINEERING INC., READING, PA**

SUMMARY OF PROGRESS:

Last month Entech performed a Utility Rate Analysis for both electric and gas. This analysis is used to develop incremental costs for fuels in order to calculate energy savings for proposed energy conservation options. As part of this analysis billing rates were analyzed, broken down and in some cases reviewed with the utility companies for a clear understanding of the billing calculations and to verify accuracy.

A campus building summary chart was developed to consolidate pertinent information which will be used for calculations such as square foot, building usage, glass area, and intended building life.

FORECAST OF EFFORTS:

Planned for the month of December is continued field collection of building data, existing chilled water plants, review of plant operating logs and cooling load profiles. The collection of this data will allow us to begin the calculations necessary for the analysis of the chilled water system.

COMMERCIAL STATUS:

Invoice number one remains unpaid. There is no invoice submitted for November.

CORP ACTION ITEMS:

We have requested and await certain government documents that are required and may influence the study. These requests have been submitted in conjunction with a parallel project, Letterkenny Lighting Study DACA01-94-D-0037--DO-0004, to avoid duplication of effort. Mr. Mlecik has promised these documents are forthcoming. We are still awaiting delivery of these items.

END OF MONTHLY REPORT

ENTECH ENGINEERING, I

LETTER O[illegible] TRANSMITTAL

Please reply to:

500 Penn Street
P.O. Box 32
[illegible]EADING, PA 19603
(610) 373-6667
(610) 373-7537

1851 West End Avenue
P.O. Box 389
POTTSVILLE, PA 17901
(717) 628-5655
FAX: (717) 628-5097

5930 Hamilton Blvd.
ALLENTOWN, PA 18106
(610) 366-8182
FAX: (610) 366-8184

DATE: 1/18/95 JOB #4130.02/830

TO: Commander, U.S. Army Engineer District, Norfolk	ATTENTION: Mr. Mlecik
Attn: CENAO-EN-MP (MR. MLECIK)	RE: Walter Read Medical Center
803 Front Street	Chiller Water Study
Norfolk, VA 23510	DACA01-94-D-0037-003

WE ARE SENDING YOU ■ Attached ☐ Under separate cover via _____ the following items:

☐ Shop Drawings ☐ Prints ☐ Plans ☐ Samples ☐ Specifications
☐ Copy of letter ☐ Change Order ■ Monthly Report

COPIES	DATE	NO.	DESCRIPTION
1	1/10/95		Monthly Report

THESE ARE TRANSMITTED as checked below:

☐ For approval ☐ Approved as submitted ☐ Resubmit _____ copies for approval
■ For your use ☐ Approved as noted ☐ Submit _____ copies for distribution
☐ As requested ☐ Returned for corrections ☐ Return _____ corrected prints
☐ For review and comment ☐ _____
☐ FOR BIDS DUE _____ 19____ ☐ PRINTS RETURNED AFTER LOAN TO US

REMARKS:

C[illegible] TO: Ms. Regina Larrabee, Mr. Battaglia, B. McMahon

SIGNED: Edward Caulkins

VIA – U.S. Mail

Edward Caulkins, Project Manager

ELC:tmg

If enclosures are not as noted, please notify us at once.

File:G:\PROJECTS\4130.02\WP\MLECIK.T03

EEAP MONTHLY REPORT
January 10, 1994

PROJECT: **WALTER REED MEDICAL CENTER CHILLED WATER STUDY**

CONTRACT: **DACA01-94-D-0037--DO-0003**

CONTRACTOR: **ENTECH ENGINEERING INC., READING, PA**

SUMMARY OF PROGRESS:

In December, Entech finalized the development of incremental costs for electric and gas utilities. These incremental costs will be used in the calculations for energy conservation options. This data accounts for on-peak, interim, and off-peak time periods as presently billed by PEPCO.

A team of two Entech engineers spent two days on site to interview personnel on the operation of the main chiller plants and gather log data available to support actual usage during 1994. As part of this investigation each plant was visited to take pictures, identify equipment and determine system layout and operation. This information will be used in the development of chiller plant alternative evaluations.

Entech personnel duplicated several existing building drawings from the plan files room in Building 1 to allow the start of computer generated building loads. These cooling loads will be used to verify current chiller system operating loads and also account for future loads. These calculations have been started using Elite CHVAC and will be converted to Elite EZDOE II.

FORECAST OF EFFORTS:

In January 1995, the computer generated cooling loads will be completed and compared with chiller plant operating logs. This data will be used to begin the development and evaluation of chiller plant alternatives for energy savings.

By the end of January, Entech anticipates the documentation of all alternatives to be evaluated as well as preliminary calculations/evaluations. Along with this work the Methodology, Facility Description, Energy Use and Costs sections are expected to be completed in draft form.

Entech has discussed the planning of a progress meeting in early February with Walter Reed Medical Center representative Ms. Regina Larrabee. The intent of the meeting is to review alternatives and allow owner input prior to the interim submission in early March.

COMMERCIAL STATUS:

Two invoices have been submitted to date. Neither invoice has been paid to date.

CORP ACTION ITEMS:

Entech requests that the Corp process and pay invoices which have been submitted for the months of October and December of 1994.

END OF MONTHLY REPORT

ENTECH ENGINEERING, INC.

LETTER OF TRANSMITTAL

Please reply to:

500 Penn Street
P.O. Box 32
READING, PA 19603
(610) 373-6667
(610) 373-7537

1851 West End Avenue
P.O. Box 389
POTTSVILLE, PA 17901
(717) 628-5655
FAX: (717) 628-5097

5930 Hamilton Blvd.
ALLENTOWN, PA 18106
(610) 366-8182
FAX: (610) 366-8184

DATE:2/10/95 JOB #4130.02/830

TO: Commander, U.S. Army Engineer District, Norfolk	ATTENTION: Mr. Mlecik
Attn: CENAO-EN-MP (MR. MLECIK)	RE: Walter Read Medical Center
803 Front Street	Chiller Water Study
Norfolk, VA 23510	DACA01-94-D-0037-003

WE ARE SENDING YOU ■ Attached ☐ Under separate cover via _____ the following items:

☐ Shop Drawings ☐ Prints ☐ Plans ☐ Samples ☐ Specifications
☐ Copy of letter ☐ Change Order ■ Monthly Report

COPIES	DATE	NO.	DESCRIPTION
1	2/10/95	1	Monthly Report
1	1/26/95	2	Project Schedule

THESE ARE TRANSMITTED as checked below:

☐ For approval ☐ Approved as submitted ☐ Resubmit _____ copies for approval
■ For your use ☐ Approved as noted ☐ Submit _____ copies for distribution
☐ As requested ☐ Returned for corrections ☐ Return _____ corrected prints
☐ For review and comment ☐ _____
☐ FOR BIDS DUE _____ 19____ ☐ PRINTS RETURNED AFTER LOAN TO US

REMARKS:

TO: Ms. Regina Larrabee, Mr. Battaglia, B. McMahon SIGNED: Edward Caulk

VIA – U.S. Mail Edward Caulkins, Project Manager

ELC:tmg If enclosures are not as noted, please notify us at once. File:G:\PROJECTS\4130.02\WP\MLECIK.T04

EEAP MONTHLY REPORT
February 6, 1995

PROJECT: **WALTER REED MEDICAL CENTER CHILLED WATER STUDY**

CONTRACT: **DACA01-94-D-0037---DO-0003**

CONTRACTOR: **ENTECH ENGINEERING INC., READING, PA**

SUMMARY OF PROGRESS:

In January, Entech finalized the development of computer generated cooling loads using Elite EZDOE software. This computer simulation was generated to help confirm the cooling load profiles as determined from the Building 48 chiller plant. This data is also being compared with the PEPCO electric bills to confirm existing chiller plant contributions

Entech made a site visit in January to retrieve some additional information regarding the operation and existing conditions of the chiller plants, remote chillers, building insulation and the boiler plant. These issues were addressed to further justify chilled water load and operating procedures. Information regarding operation was discussed with Robert Marzo (Building 48), Ali Salahuddin (HVAC Group) and Alvin Kornegay, Jr. (Boiler Plant). The information received is instrumental in the further development of chiller plant alternatives to be evaluated.

The generation of the Electric Model to aid in the analysis of present chilled water energy usage is the progress. This model will allow Entech to compare alternatives by modifying chilled water system components and operating strategies to make better and more efficient use of energy.

FORECAST OF EFFORTS:

The primary goals for February are the preliminary development of Chiller System Alternatives. These alternatives along with Methodology, Facility Description, Energy Use and Costs and Energy Calculation sections of the study will be generated for the Interim Submission in early March.

COMMERCIAL STATUS:

Invoices for October and December 1994 and January 1995 have been submitted to date. No invoice has been paid to date. Ed Caulkins will contact Mr. Steve Mlecik to resolve.

CORP ACTION ITEMS:

Entech requests that the Corp process and pay invoices which have been submitted for the months of October and December of 1994.

Entech would like to set up interim submission date and presentation date. Ed Caulkins to contact Mr. Steve Mlecik and Ms. Regina Larrabee to coordinate dates. Approximate dates are identified in attached project schedule.

END OF MONTHLY REPORT

		Duration	Start Date	Finish Date
1	Contract Award	0.00 Days	9/27/94	9/27/94
2	Project Kick-off Meeting	0.00 Days	10/17/94	10/17/94
3	Second Meeting	0.00 Days	10/24/94	10/24/94
4	Data Gathering/Site Visits	15.40 Weeks	10/24/94	2/ 7/95
5	Billing Histories	4.00 Weeks	11/15/94	12/12/94
6	Study Chiller Plant Drawings	2.00 Weeks	11/ 1/94	11/14/94
7	Utility Rate Analysis	2.00 Weeks	11/15/94	11/28/94
8	Reveiw Chiller Logs	2.00 Weeks	12/19/94	12/30/94
9	Heat Gain Calculations	4.00 Weeks	1/ 2/95	1/27/95
10	Chilled Water System Losses	2.00 Weeks	1/16/95	1/27/95
11	Energy Use Model	4.00 Weeks	1/16/95	2/10/95
12	Draft ECO's	2.00 Weeks	1/16/95	1/27/95
13	Regulatory Requirements	2.00 Weeks	2/ 1/95	2/14/95
14	Project Update Mtg @ WRAMC	0.00 Days	2/ 7/95	2/ 7/95
15	Develop ECO's	4.00 Weeks	1/23/95	2/17/95
16	Interim Submittal	0.00 Days	3/ 6/95	3/ 6/95
17	Interim Review	2.00 Weeks	3/ 6/95	3/17/95
18	Interim Presentation	0.00 Days	3/20/95	3/20/95
19	ECO Analysis	10.00 Weeks	2/20/95	4/28/95
20	Prepare Draft Report	2.00 Weeks	5/ 1/95	5/12/95
21	Project Up-date Mtg @ WRAMC	0.00 Days	5/15/95	5/15/95
22	Prepare Pre-Final Submittal	2.00 Weeks	5/15/95	5/26/95
23	Pre-Final Submittal	0.00 Days	6/ 5/95	6/ 5/95
24	Pre-Final Submittal Review	2.00 Weeks	6/ 6/95	6/19/95
25	Final Submittal	0.00 Days	7/31/95	7/31/95

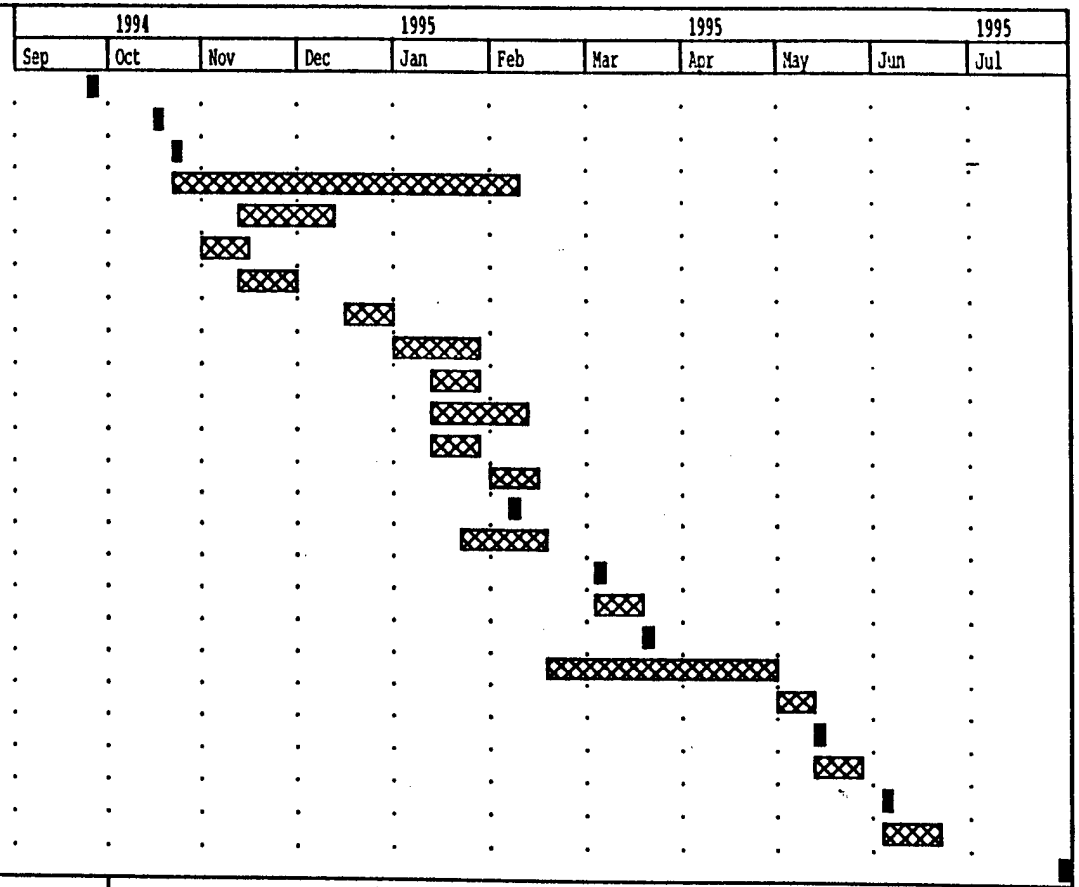

Noncritical
Slack
Critical
Milestone
Project: 4130_02
Date: Jan 26, 1995 10:39 AM

Walter Reed Army Medical Ctr
Chiller Study

ATTACHMENT H

Telephone Conversations and Field Survey Reports

Entech Engineering, Inc.

Consulting Engineers

Reading • Pottsville • Lehigh Valley

Principals:
Daniel J. Castellani, PE
Thomas M. McMahon, PE
William M. McMahon Jr., PE

ENTECH

ENTECH ENGINEERING, INC.
TELEPHONE AND CONFERENCE MEMORANDUM

DATE: 11/11/94

BY: Jack Fisher **PROJECT NO.: 4130.02**

PERSON(S): Ms. Regina Larrabee TELEPHONE NO: (202) 782-0315
FAX NO.: (202) 782-8383
PHONE CODE: 830

REPRESENTING: Walter Reed Medical Center

TITLE: Energy Conservation Engineer

SUBJECT: Walter Reed Army Medical Center
Chilled Water Study

NOTES:

1. Demolition of Building 1D shown in Property Utilization Survey (PUS), has indicated new construction of the Surgical Annex in the Alphatec Study, is long range beyond the year 2000.

2. AFIP addition, shown in the Alphatec Study, is long-range beyond the year 2000.

3. Demolition of Buildings 1C, 1G, 1J, 1K, and 1L are probably within present and the year 2000.

4. The MRI building and the 2-D Scan addition are completed and Building 1M was demolished.

ENTECH

4 South Fourth Street
P.O. Box 32
Reading
Pennsylvania 19603

Office 610.373.6667

Fax 610.373.7537

5. Computer Building T-2 will probably be demolished 1998-2000. Some people will be relocated to a new facility at Forest Glen. Building 40 functions will be moved elsewhere and the building will be renovated by the year 2000. The remaining people from T-2 will move into Building 40.

6. Barracks renovation/addition, Building 14, has been pushed back and forth several times. Probably will be completed 1998-2000.

7. New Physical Fitness and Transient Lodging facilities will be built by the year 2000. Existing facilities will remain in use.

8. In addition, Building 16 and some other small buildings including the Grounds Shops which are presently not air conditioned, will be demolished and a new Building 16 built. The building will include an office area and hopefully be added to chiller Building 49's loop.

9. Building 91 presently is not on the chilled water loop. The building is scheduled to be renovated and hopefully added to the "New Chilled Water Loop."

TELEPHONE CONVERSATION RECORD

ENTECH ENGINEERING, INC.
500 PENN STREET, BOX 32
READING, PA 19603

PHONE: (610) 373-6667
FAX: (610) 373-7537

ENTECH NO.: 4130.02

DATE: 1-13-95

PROJECT: WALTER REED MEDICAL CENTER

NAME	COMPANY
REGINA LARRABEE (202) 782-0315	WRAMC
E. CAULKINS	ENTECH

ITEMS DISCUSSED:

Q: ASKED REGINA IF CADD SITE DRAWINGS ARE AVAILABLE ON
A: DISK? ALTHOUGH ORIGINALS ARE CADD GENERATED REGINA BELIEVES WRAMC ONLY HAS MYLAR REPRODUCIBLES.

Q: WHAT IS RELATIVE TIME FRAME AND OR CERTAINTY OF SURGICAL ANNEX & AFIP ADDITION?

A: IF THEY GO AHEAD IT WILL NOT BE UNTIL THE YEAR 2005 OR LATER. THEY COULD DISAPPEAR OR BECOME DIFFERENT BUILDINGS IN THE FUTURE. ENTECH WILL ASSUME BLDGS. AS PROPOSED FOR YEAR 2005.

Q: WOULD LIKE TO HAVE A PROGRESS MEETING WITH WRAMC AND ANYONE ELSE NECESSARY APPROXIMATELY FEB 7, 1995.

A: REGINA INDICATED THIS WEEK SHOULD BE OKAY. ELC TO CONFIRM INTERNALLY AND FINALIZE W/ REGINA.

cc:
J. FISHER
B. McMAHON
CFF- 4130.02

File:G:\PROJECTS\FORMS\SP\TELECON.95

TELEPHONE CONVERSATION RECORD

ENTECH ENGINEERING, INC.
500 PENN STREET, BOX 32
READING, PA 19603

PHONE: (610) 373-6667
FAX: (610) 373-7537

ENTECH NO.: 4130.02

DATE: 1-13-95

PROJECT: WRAMC

NAME	COMPANY
ABAS KESHAVARZ (202)782-4415	WRAMC - MEH ENGR
E CALLKINS	ENTECH

ITEMS DISCUSSED:

Q: ASKED ABAS IF ANY CADD DRAWINGS (FILES) ARE AVAILABLE
A: FROM HIS DEPARTMENT? HE INDICATED THAT HE REQUIRES DISKS FOR ALL HIS PROJECTS. HE WILL LOOK TO SEE WHAT IS AVAILABLE FROM HIS DEPARTMENT.

ABAS ALSO MENTIONED THAT TRANE HAS SUBMITTED AN ENERGY/IMPROVEMENT PROPOSAL TO COMPETE WITH THE HONEYWELL PROPOSAL. THE ONLY DIFFERENCE IS THAT TRANE'S PROPOSAL IS FOR CHILLED WATER SYSTEMS ONLY. ABAS BELIEVES THIS PROPOSAL TO BE MORE ~~PALLETABLE~~ THAN HONEYWELL BUT IS OBVIOUSLY ANXIOUS FOR OUR ANALYSIS PORTION OF OUR STUDY.

cc: J Fisher
B. McMahal
OPF- 4130.02

TELEPHONE CONVERSATION RECORD

ENTECH ENGINEERING, INC.
500 PENN STREET, BOX 32
READING, PA 19603

PHONE: (610) 373-6667
FAX: (610) 373-7537

ENTECH NO.: 4130.02

DATE: 2/16/9

PROJECT: WRAMC
CHILLER STUDY

NAME	COMPANY
HENRY MITCHELL	WRAMC, SPACE PLANNER
JACK FISHER	ENTECH

TELECON W/REGINA THIS SAME DAY: BLDG #7 CHILLER IS ≈ 200 TONS

ITEMS DISCUSSED:

HEATON PAVILION ⊕
1 - BASEMENT
7 - OCCUPIED FLOORS
7 - INTERSTITIAL FLOORS

2,548,428 OCCUPIED
23,900 DINING
2,572,328 NET ⊕
1,240,441 INTERSTITIAL SPACE
3,812,769 GROSS ⊕

MRI, BLDG. 5

9,934 GROSS ⊕
8,832 NET ⊕

BRAC, BLDG. 6

65,500 GROSS ⊕
32,544 INTERSTITIAL
32,956 NET ⊕

BLDG T-2 BUILT 1972
MRI, BLDG 5 BUILT 1993

cc:

FIELD SURVEY REPORT

Date: February 1, 1995

Entech Project: #4120.03

Attendees:	Mr. Ali Salahuddin	—	HVAC Group
	Mr. Ed Caulkins, P.E.	—	Entech Engineering, Inc.
	Mr. Danny Smith	—	Entech Engineering, Inc.

Location: Walter Reed Army Medical Center

Mr. Salahuddin is responsible for Buildings 1, 7, 38, T-2, and 11.

Mr. Salahuddin gave us a brief tour of AHU systems in Buildings 1 and T-2.

Building 1 uses three-way control valves.

Building T-2 uses two-way control valves.

Control valves are in many cases in need of replacement, several were observed leaking.

The air-cooled chiller for Building T-2 is no longer operational. Estimated repair costs have resulted in unit being abandoned in place.

FIELD SURVEY REPORT

Date: February 1, 1995

Entech Project: #4120.03

Attendees:	Mr. Robert Marzo	—	Chiller Plant Operator
	Mr. Ed Caulkins, P.E.	—	Entech Engineering, Inc.
	Mr. Danny Smith	—	Entech Engineering, Inc.

Location: Walter Reed Army Medical Center

Building 54

Chiller #1	Rebuilt three (3) years ago, compressor and tubes.
Chiller #2	Retubed.

Original cooling tower is in poor condition. All wood components are in bad shape.

Buidling 48

Chiller #1	(York)	Has received general maintenance only.
Chiller #2	(York)	Has received general maintenance only.
Chiller #3	(Trane)	Installed 1994.
Chiller #4	(Carrier)	
Chiller #5	(Carrier)	Rebuilt mid-summer 1994.
Chiller #6	(Carrier)	Compressor rebuilt May 1994.

Buidling 49

Chiller	Rebuilt motor windings, replaced gaskets.

FIELD SURVEY REPORT

Date: February 1, 1995

Entech Project: #4120.03

Attendees: Mr. Alvin Kornegay, Jr. — Boiler Operator

Mr. Ed Caulkins, P.E. — Entech Engineering, Inc.
Mr. Danny Smith — Entech Engineering, Inc.

Location: Walter Reed Army Medical Center

Boiler Plant

Steam generated at 110 psig:

Boiler #1	(Keeler)	100,000 #/hr.
Boiler #2	(Keeler)	100,000 #/hr.
Boiler #3	(Keeler)	60,000 #/hr.
Boiler #4	(Keeler)	60,000 #/hr.

Winter Operation:

Boilers #1 and #2	On.
Boilers #3 and #4	Idle.

Summer Operation:

Boilers #3 and #4	On.

Log Data:

January 19, 1994	2,708,500 #/day 112,855 #/hr average
July 20, 1994	589,600 #/day 24,567 #/hr average

While in boiler plant (2/1/95):

Boiler #1	Running at 58% load
Boiler #2	Running at 27% load

ENTECH ENGINEERING INC.
4 South Fourth Street
P.O. Box 32
Reading, PA 19603
(610) 373-6667
FAX NO. (610) 373-7537

FAX TRANSMITTAL

DATE:JULY 27, 1995

ENTECH PROJECT #/NAME:4130.02/Mobile-Walter Reed Chiller Study
PLEASE DELIVER THE FOLLOWING PAGE(S) TO:

NAME:Regina Larrabee

FIRM:WRAMC

FAX NUMBER:202-782-7188 PHONE CODE: 830

FROM:Ed Caulkins

REMARKS:

We need a few additional pieces of information in order to complete the Chiller Study. This information is in reguards to the scope change for evaluating several ways to reduce the peak cooling load. Please have the building HVAC technicians fill-in the missing information on the attached tables.

PLEASE CALL ME TO REVIEW

THANKS
ED

WE ARE TRANSMITTING 3 PAGE(S) (INCLUDING COVER PAGE)
If you do not receive all the pages, please call (610) 373-6667, request mail room.

cc: 4130.02
C. SNYDER, ENTECH

BUILDING 2 – HEATON PAVILLION
AIR HANDLING UNIT SCHEDULE

PLEASE FILL–IN THE BLANK SPACES AND CORRECT ANY INCONSISTENCIES

FAN UNIT TYPE	SYSTEM NUMBER	NOMINAL CFM	SYSTEM TYPE	DESIGN PREHEAT COIL LAT DEG. F	ACTUAL PREHEAT COIL LAT DEG. F
B	SA1SW1	19,850	100% O.A.	52	60
B	SA4NW1	20,200	100% O.A.	52	
B	SA4NW2	19,025	100% O.A.	52	
B	SA4SW1	22,425	100% O.A.	52	
B	SA4SW2	18,625	100% O.A.	52	
B	SA4SE1	14,700	100% O.A.	52	
B	SA4SE2	18,625	100% O.A.	52	
B	SA4NE1	17,175	100% O.A.	52	
B	SA4NE2	18,950	100% O.A.	52	
B	SA7SW3	19,100	100% O.A.	52	
B	SA7SE1	19,195	100% O.A.	52	
D	SA5NW1	13,600	100% O.A.	52	
D	SA5NW2	13,100	100% O.A.	52	
D	SA5SW1	13,450	100% O.A.	52	
D	SA5SW2	14,250	100% O.A.	52	
D	SA5SE1	14,150	100% O.A.	52	
D	SA5SE2	13,250	100% O.A.	52	
D	SA5NE1	13,250	100% O.A.	52	
D	SA5NE2	13,175	100% O.A.	52	
D	SA6NW1	13,800	100% O.A.	52	
D	SA6NW2	13,300	100% O.A.	52	
D	SA6SW1	13,425	100% O.A.	52	
D	SA6SW2	14,050	100% O.A.	52	
D	SA6SE1	14,100	100% O.A.	52	
D	SA6SE2	13,175	100% O.A.	52	
D	SA6NE1	13,275	100% O.A.	52	
D	SA6NE2	13,400	100% O.A.	52	
D	SA7NW1	14,050	100% O.A.	52	
D	SA7NW2	14,275	100% O.A.	52	
D	SA7SW1	13,925	100% O.A.	52	
D	SA7SW2	14,825	100% O.A.	52	
D	SA7SE1	19,195	100% O.A.	52	
D	SA7SE2	15,275	100% O.A.	52	
D	SA7NE1	14,475	100% O.A.	52	
D	SA7NE2	13,725	100% O.A.	52	
E	SA8NW1	16,910	100% O.A.	52	
E	SA8SW1	19,195	100% O.A.	52	
E	SA8SE1	23,390	100% O.A.	52	
E	SA8NE1	17,175	100% O.A.	52	60
G	SA3SW2	16,475	100% O.A.	75	75
G	SA3SW3	21,450	100% O.A.	75	75
H	SA3SW1	11,625	100% O.A.	75	75
J	SA3SW4	10,550	100% O.A.	55	60

PLEASE HAVE THE BUILDING HVAC TECHNICIAN
FILL–IN THE NUMBER OF AIR HANDLING UNITS
IN EACH BUILDING

BUILDING	NO. OF AHU SYSTEMS
1	32
7	5
11	2
40	20
41	3

ATTACHMENT I

Code Evaluation Excerpts





ANSI/ASHRAE 15-1992

Supersedes ANSI/ASHRAE 15-1989

ASHRAE® STANDARD

AN AMERICAN NATIONAL STANDARD

Safety Code for Mechanical Refrigeration

This standard was approved by the ASHRAE Standards Committee on June 27, 1992; by the ASHRAE Board of Directors on July 2, 1992; and by the American National Standards Institute on October 26, 1992.

ASHRAE Standards are updated on a five-year cycle; the date following the Standard number is the year of ASHRAE Board of Directors approval. The latest copies may be purchased from ASHRAE Publication Sales Department, 1791 Tullie Circle, NE, Atlanta, GA 30329.

©1992

ISSN 1041-2336

AMERICAN SOCIETY OF HEATING, REFRIGERATING AND AIR-CONDITIONING ENGINEERS, INC.

1791 Tullie Circle, NE • Atlanta, GA 30329

other component located between the compressor and the stop valve on the discharge side. The pressure-relief device shall discharge into the low-pressure side of the system or in accordance with 10.4.8.

11. INSTALLATION REQUIREMENTS

11.1 Foundations. Foundations and supports for condensing units or compressor units shall be of substantial and noncombustible construction. Isolation materials such as rubber are permissible between the foundation and condensing or compressor units.

11.2 Guards. Moving machinery shall be guarded in accordance with approved safety standards.[13,14]

11.3 Safe Access. Reasonable access, including ladders, platforms, and clear space adequate for inspection and servicing of condensing units, compressors, condensers, and other machinery, shall be provided in accordance with approved safety standards.

11.4 Enclosures. Condensing units or compressor units with enclosures shall be readily accessible for servicing and inspection.

11.5 Water Connections. Water supply and discharge connections shall be made in accordance with approved safety and health standards.

Discharge water lines shall not be directly connected to the waste or sewer systems. The waste or discharge from such equipment shall be through an approved air gap and trap.

11.6 Illumination. Illumination adequate for inspection and servicing of condensing units or compressor units shall be provided.[15]

11.7 Electrical Safety. Electrical equipment and wiring shall be installed in accordance with approved safety standards.[7]

11.8 Gas Fuel Equipment. Gas fuel devices and equipment used with refrigerating systems shall be installed in accordance with approved safety standards.[16,17]

11.9 Air Duct Installation. Air duct systems of air-conditioning equipment for human comfort using mechanical refrigeration shall be installed in accordance with approved safety standards.[18,19]

Air ducts passing through a machinery room shall be of tight construction and shall have no openings in such rooms.

11.10 Refrigerant Parts in Air Duct. Joints and all refrigerant-containing parts of a refrigerating system located in an air duct carrying conditioned air to and from an occupied space shall be constructed to withstand a temperature of 700°F (353.3°C) without leakage into the airstream.

11.11 Refrigerant Pipe Joint Inspection. Refrigerant pipe joints erected on the premises shall be exposed to view for visual inspection prior to being covered or enclosed.

11.12 Location of Refrigerant Piping.

11.12.1 Refrigerant piping crossing an open space that affords passageway in any building shall be not less than 7.25 ft (2.2 m) above the floor unless against the ceiling of such space as permitted by the local authority.

11.12.2 Passages shall not be obstructed by refrigerant piping. Refrigerant piping shall not be placed in any elevator, dumbwaiter, or other shaft containing a moving object or in any shaft that has openings to living quarters or to main exits. Refrigerant piping shall not be placed in exits, lobbies, or stairways, except that such refrigerant piping may pass across an exit if there are no joints in the section in the exit and provided nonferrous tubing of 1.12 in. (28.6 mm) outside diameter and smaller be contained in a rigid metal pipe.

11.12.3 Refrigerant piping shall not be installed vertically through floors from one story to another except as follows:

(a) It may be installed from the basement to the first floor, from the top floor to a machinery penthouse or to the roof, or between adjacent floors served by the refrigerating system.

(b) For the purpose of interconnecting separate pieces of equipment not located as described by 11.12.3(a) and excluding industrial occupancies, the piping may be carried in an approved, rigid and tight, continuous fire-resisting pipe duct or shaft having no openings into floors not served by the refrigerating system, or it may be carried on the outer wall of the building, provided it is not located in an air shaft, closed court, or similar spaces enclosed with the outer walls of the building. The pipe duct or shaft shall be vented to the outside or to the space served by the system.

(c) Piping of a direct system where refrigerant quantity is limited per the provisions of Section 7 need not be enclosed where it passes through space served by that system.

11.12.4 Refrigerant piping may be installed horizontally in closed floors or in open joist spaces. Piping installed in concrete floors shall be encased in pipe duct. All refrigerant piping shall be properly isolated and supported to prevent damaging vibration or corrosion.

11.13 Machinery Room, General Requirements.

11.13.1 When a refrigerating system is located indoors, a machinery room shall be provided when required by 7.4. Machinery rooms serve for accommodating refrigerating machinery but may also house other mechanical equipment. A machinery room shall be so dimensioned that all parts are easily accessible with adequate space for proper service, maintenance, and operations. There shall be

clear head room of not less than 7.25 ft (2.2 m) below equipment situated over passageways.

11.13.2 Each refrigerating machinery room shall have a tight-fitting door or doors opening outward, self-closing if they open into the building, and adequate in number to ensure freedom for persons to escape in an emergency. There shall be no openings other than doors that will permit passage of escaping refrigerant to other parts of the building.

11.13.2.1 For Group A1 refrigerants, machinery rooms shall be equipped with an oxygen sensor to warn of oxygen levels below 19.5 volume percent since there is insufficient odor warning. The sensor shall be located in an area where refrigerant from a leak is likely to concentrate and shall actuate an alarm and start mechanical ventilation in accordance with 11.13.4.

11.13.2.2 For all other refrigerants, a refrigerant vapor detector shall be located in an area where refrigerant from a leak is likely to concentrate, and an alarm shall be employed. The alarm shall be actuated and the mechanical ventilation started in accordance with 11.13.4 at a value not greater than the corresponding TLV (or toxicity measure consistent therewith).

Exception: For ammonia refer to 11.14(g).

11.13.2.3 Periodic tests of the detector(s), alarm(s), and mechanical ventilating system shall be performed in accordance with manufacturers' recommendations and/or local jurisdictional authority.

11.13.3 Machinery rooms shall be vented to the outdoors utilizing mechanical ventilation in accordance with paragraphs 11.13.4 and 11.13.7.

11.13.4 Mechanical ventilation referred to in paragraph 11.13.3 shall be by one or more power-driven fans capable of exhausting air from the machinery room at least in the amount given in the formula in paragraph 11.13.7. To obtain a reduced airflow for normal ventilation, multiple fans or multispeed fans may be used. The discharge of the air shall be to the outdoors in such a manner as not to cause inconvenience or danger. Provision shall be made for supply air to replace that being exhausted. Openings for supply air shall be positioned to avoid intake of exhaust air. Air supply and exhaust ducts to the machinery room shall serve no other area.

11.13.5 No open flames that use combustion air from the machinery room shall be installed where any refrigerant other than carbon dioxide is used. The use of matches, lighters, halide leak detectors, and similar devices shall not be considered a violation of this paragraph.

11.13.6 Access to the machinery room shall be restricted to authorized personnel.

11.13.7 The minimum mechanical ventilation required to exhaust a potential accumulation of refrigerant due to leaks or a rupture of the system shall be capable of removing air from the machinery room in the following quantity:

$$Q = 100 \times G^{0.5} \quad (Q = 70 \times G^{0.5})$$

where

Q = the airflow in cubic feet per minute (liters per second),

G = the mass of refrigerant in pounds (kilograms) in the largest system, any part of which is located in the machinery room.

A sufficient part of the mechanical ventilation shall be

(a) operated, when occupied, at least at 0.5 cfm per square foot (2.54 L/s per square meter) of machinery room area or 20 cfm per person (9.44 L/s) and

(b) operable, if necessary for operator comfort, at a volume required to maintain a maximum temperature rise of 18°F (10°C) based on all of the heat-producing machinery in the room.

When a refrigerating system is located outdoors more than 20 ft (6.1 m) from any building opening and is enclosed by a penthouse, lean-to, or other open structure, natural ventilation may be employed as an alternative to mechanical ventilation. The requirements for such natural ventilation are as follows:

The free-aperture cross section for the ventilation of the machinery room shall amount to at least

$$F = G^{0.5} \quad (F = 0.138G^{0.5})$$

where

F = the free opening area in square feet (square meters),

G = the mass of refrigerant in pounds (kilograms) in the largest system, any part of which is located in the machinery room.

Locations of the opening shall be with due regard for the relative density of the refrigerant to air.

Note: The minimum ventilation rates prescribed may not prevent temporary accumulations of flammable refrigerants above the LFL in the case of catastrophic leaks or ruptures. The designer may consider the provisions of NFPA 68[21] for venting of deflagrations in such cases.

11.14 Machinery Room, Special Requirements. In cases specified in Table 2, the machinery room shall meet the following special requirements in addition to those in 11.13:

(a) There shall be no flame-producing device or continuously operating hot surface over 800°F (427°C) permanently installed in the room.

(b) Any doors communicating with the building shall be approved, self-closing, tight-fitting fire doors.
(c) Walls, floor, and ceiling shall be tight and of noncombustible construction. Walls, floor, and ceiling separating the machinery room from other occupied spaces shall be of not less than one-hour fire-resistive construction.
(d) It shall have an exit door that opens directly to the outer air or through a vestibule equipped with self-closing, tight-fitting doors.
(e) Exterior openings, if present, shall not be under any fire escape or any open stairway.
(f) All pipes piercing the interior walls, ceiling, or floor of such rooms shall be tightly sealed to the walls, ceiling, or floor through which they pass.
(g) Ventilation in ammonia machinery rooms shall be either (1) run continuously or (2) equipped with a vapor detector that will automatically start the ventilation system and actuate an alarm at the lowest practical detection levels not exceeding 4% by volume, or (3) the machinery room shall conform to Class 1, Division 2, of the National Electrical Code.[7]
(h) When refrigerants of Groups A2, A3, B2 other than ammonia, and B3 are used, the machinery room shall conform to Class 1, Division 2, of the National Electrical Code.[7]
(i) Remote pilot control of the mechanical equipment in the machinery room shall be provided immediately outside the machinery room solely for the purpose of shutting down the equipment in an emergency. Ventilation fans shall be on a separate circuit and shall have a control switch located immediately outside the machinery room.

11.15 Manual Emergency Discharge of Refrigerant. Some mechanical codes and fire codes require manual emergency discharge or diffusion arrangements for refrigerants. While these provisions are not recommended nor required by this standard, Appendix B has been included to aid in the safe accomplishment of this purpose when required.

11.16 Purge Discharge. The discharge of purge systems shall be governed by the same rules as pressure-relief devices and fusible plugs (see 10.4.8) and may be piped in conjunction with these devices.

Note: The reader is alerted that as of the date of this publication, there may be other pending non-safety regulations governing the release of refrigerants that are outside the scope of this standard.

12. FIELD PRESSURE TESTS

12.1 General.

12.1.1 Every refrigerant-containing part of every system that is erected on the premises, except compressors, condensers, evaporators, safety devices, pressure gages, control mechanisms, and systems that are factory-tested, shall be tested and proved tight after complete installation and before operation.

The highside and lowside of each system shall be tested and proved tight at not less than the lower of the design pressure or the setting of the pressure-relief device protecting the highside or lowside of the system, respectively, except as noted in 12.1.2.

12.1.2 Systems erected on the premises using Group A1 refrigerant and with copper tubing not exceeding 0.62 in. (16 mm) outside diameter may be tested by means of the refrigerant charged into the system at the saturated vapor pressure of the refrigerant at 68°F (20°C) minimum.

12.2 Test Medium. Oxygen or any combustible gas or combustible mixture of gases shall not be used within the system for testing.

The means used to build up the test pressure shall have either a pressure-limiting device or a pressure-reducing device with a pressure-relief device and a gage on the outlet side. The pressure-relief device shall be set above the test pressure but low enough to prevent permanent deformation of the system components.

12.3 Declaration. A dated declaration of test should be provided for all systems containing 55 lb (25 kg) or more of refrigerant. The declaration should give the name of the refrigerant and the field test pressure applied to the highside and the lowside of the system. The declaration of test should be signed by the installer and, if an inspector is present at the tests, the inspector should also sign the declaration. When requested, copies of this declaration shall be furnished to the authority having jurisdiction.

13. GENERAL REQUIREMENTS

13.1 Signs.

13.1.1 Installation Identification. Each refrigerating system erected on the premises shall be provided with an easily legible permanent sign, securely attached and easily accessible, indicating (a) the name and address of the installer, (b) the kind and initial charge of refrigerant, and (c) the field test pressure applied.

13.1.2 Controls and Piping Identification. Systems containing more than 110 lb (50 kg) of refrigerant shall be provided with durable signs having letters not less than 0.5 in. (12.7 mm) in height, designating

(a) valves or switches for controlling the refrigerant flow, the ventilation, and the refrigeration compressor(s), and
(b) the kind of refrigerant or secondary coolant contained in exposed piping outside the machinery room. Piping identification shall be in accord with *ANSI A13.1, Scheme for Identification of Piping Systems*,[22] or other industry-recognized guidelines. Legends indicating flow direction, function, temperature, or pressure may also be used in accord with accepted practice.

TABLE 1
Refrigerant[a] and Amounts[b,e]

Refrigerant	Name	Chemical Formula	Quantity of Refrigerant per Occupied Space: Lb per 1000 ft³[a]	Vol. %	g/m³[c]
Group A1					
R-11	Trichlorofluoromethane	CCl_3F	1.6	0.4	25.
R-12	Dichlorodifluoromethane	CCl_2F_2	12	4.0	200.
R-13	Chlorotrifluoromethane	$CClF_3$	31	12	500.
R-13B1	Bromotrifluoromethane	$CBrF_3$	22	5.7	350.
R-14	Tetrafluoromethane (Carbon tetrafluoride)	CF_4	25	11	400.
R-22	Chlorodifluoromethane	$CHClF_2$	9.4	4.2	150.
R-113	Trichlorotrifluoroethane	CCl_2FCClF_2	1.9	0.4	300.
R-114	Dichlorotetrafluoroethane	$CClF_2CClF_2$	9.4	2.1	150.
R-115	Chloropentafluoroethane	$CClF_2CF_3$	38	9.4	600.
R-134a[f]	1,1,1,2-Tetrafluoroethane	CH_2FCF_3	16	6.0	250.
R-C318	Octafluorocyclobutane	C_4F_8	50	9.7	800.
R-400	R-12 and R-114	$CCl_2F_2/C_2Cl_2F_4$	[d]	[d]	[d]
R-500	R-12/152a (73.8/26.2)	CCl_2F_2/CH_3CHF_2	16	4.7	250.
R-502	R-22/115 (48.8/51.2)	$CHClF_2/CClF_2CF_3$	19	6.5	300.
R-503	R-23/13 (40.1/59.9)	$CHF_3/CClF_3$	25	11	400.
R-744	Carbon Dioxide	CO_2	5.7	5.0	900.
Group A2					
R-142b	1-Chloro-1,1,-Difluoroethane	CH_3CClF_2	3.7	1.4	60.
R-152a	1,1-Difluoroethane	CH_3CHF_2	1.2	0.7	20.
Group A3					
R-170	Ethane	C_2H_6	0.5	0.64	8.
R-290	Propane	C_3H_8	0.5	0.44	8.
R-600	Butane	C_4H_{10}	0.5	0.34	8.
R-600a	2-Methyl propane (Isobutane)	$CH(CH_3)_3$	0.5	0.34	8.
R-1150	Ethene (Ethylene)	C_2H_4	0.4	0.52	6.
R-1270	Propene (Propylene)	C_3H_6	0.4	0.34	6.
Group B1					
R-123[f]	2,2-Dichloro-1,1,1-Trifluoroethane	$CHCl_2CF_3$	0.004	0.001	.06
R-764	Sulfur Dioxide	SO_2	0.016	0.01	0.26
Group B2					
R-40	Chloromethane (Methyl Chloride)	CH_3Cl	1.3	1.0	21.
R-611	Methyl Formate	$HCOOCH_3$	0.78	0.5	12.
R-717	Ammonia	NH_3	0.022	0.05	.35

[a] The refrigerant safety groups in Table 1 are not part of ASHRAE Standard 15. The classifications shown are a partial list, for the convenience of the user, from ASHRAE Standard 34, which governs in the event of a difference. Because classifications are subject to revision as new data on refrigerants become available, the latest classification by Standard 34 shall be used.

[b] To be used only in conjunction with Section 7.

[c] To correct for height, H(feet), above sea level, multiply these values by $(1 - 2.42 \times 10^{-6}H)$. To correct for height, h(km), above sea level, multiply these values by $(1 - 7.94 \times 10^{-2}h)$.

[d] The quantity of each component shall comply with the limits set in Table 1 for the pure compound, and the total volume % of all components shall not exceed 12 volume % (see Appendix A).

[e] The basis of the table amounts is given as follows:

Group A1 - 80% of the cardiac sensitization level for R-11, R-12, R-13B1, R-22, R-113, R-114, R-134a, R-500, and R-502. 100% of the IDLH (21) for R-744. Others are limited by levels where oxygen deprivation begins to occur.

Group A2, A3 - Approximately 20% of LFL.

Group B1 - 100% of IDLH for R-764, and 100% of the measure consistent with the TLV for R-123.

Group B2, B3 - 100% of IDLH or 20% of LFL, whichever is lower.

[f] Toxicity classification is based on recommended exposure limits provided by chemical suppliers. This rating is provisional and will be reviewed when toxicological testing is completed.

[g] It shall be the responsibility of the owner to establish the refrigerant group for refrigerants used that are not classified in ASHRAE Standard 34.

TABLE 2
System Application Requirements[a]

Refrigerant Group	System Probability[b]	Occupancy: Institutional	Public Assm., Residential, Commercial	Industrial
A1	High	1	2	3
	Low	4	4	4
A2	High	5	5	3,6,8
	Low	7	7	7
A3	High	9	9	3,6,8
	Low	9	9	7
B1	High	1,6	2,6	3,6
	Low	4	4	4
B2	High	5,6	5,6	3,6,8
	Low	7	7	7
B3	High	9	9	3,6,8
	Low	9	9	7

[a] Numbers in the table under "Occupancy" refer to rules in Section 7.4
[b] See Section 5.2 for determining the System Probability.

6. REFRIGERANT CLASSIFICATION

6.1 Refrigerants are classified by ASHRAE Standard 34[3] into safety groups illustrated in the following matrix:

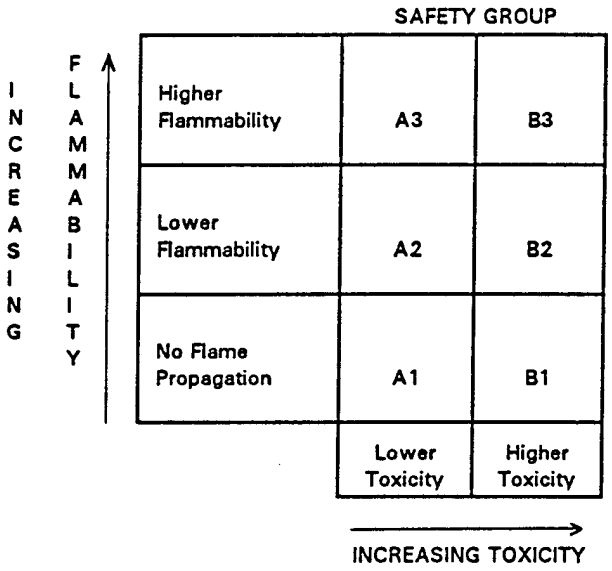

Single-component refrigerants and azeotropic blends so classified are listed in ASHRAE Standard 34 along with the criteria for classification. An abbreviated listing for the convenience of the user is also shown in Table 1.

6.2 Zeotropic blends are classified by worst case composition of fractionation as follows:

For refrigerants that may change in flammability or toxicity, such as by fractionation of zeotropes, a dual rating, separated by a solidus (/), shall be provided. The first rating shall be the classification of the refrigerants as formulated. The second rating shall be the classification of the worst case composition of fractionation (see Appendix C for details).

7. REQUIREMENTS FOR REFRIGERANT USE

7.1 System Selection. Refrigerating systems shall be applied in accordance with Table 2 and the requirements of Sections 7.2, 7.3, and 7.4.

To use Table 2, determine the occupancy class per Section 4, refrigerant group per ASHRAE Standard 34 (a partial list is given in Table 1 for the convenience of the user), and type of system per Section 5, then locate the rules that apply. When more than one rule exists, each is a limitation on the other.

7.2 General Restrictions—Nonindustrial Occupancy

7.2.1 Stairways and Exits. No portion of a refrigerating system shall be installed in or on a public stairway, stair landing, entrance, or exit.

7.2.2 Hallways and Lobbies. No portion of a refrigerating system shall interfere with free passage through public hallways, and a refrigerating system installed in a public hallway or lobby shall be limited to (a) unit systems containing not more than the quantities of Group A1 refrigerants specified in Table 1 or (b) sealed absorption systems as specified in Table 3.

7.2.3 Unventilated Spaces. When the refrigerant-containing parts of a system are located in one or more unventilated spaces, the volume of the smallest, enclosed occupied space, other than a machinery room, shall be used to determine the permissible quantity of refrigerant in the

ATTACHMENT J

Current Operation and Maintenance Costs

WALTER REED ARMY MEDICAL CENTER
DIRECTORATE OF PUBLIC WORKS



Together in Caring

TO: Ed Caulkins
ENTECH

FAX #: 4
 # OF PAGES: 14
(incl. cover)

COMMENTS:

Here are the O+M costs. Look them over & call me about questions you might have.

Regina

FROM: Regina Larrabee
Energy Cons. Engineer

FAX #: 202-782-8387

DEPARTMENT OF THE ARMY
WALTER REED ARMY MEDICAL CENTER
WASHINGTON, DC 20307-5001

REPLY TO ATTENTION OF:

June 7, 1995

Directorate of Public Works

Mr. Edward Caulkins
Entech Engineering, Inc.
4 South Fourth Street
P.O. Box 32
Reading, PA 19603

Dear Mr. Caulkins:

Reference telephone conversations between our Ms. Regina Larrabee and yourself on 24 May and 5 June 1995 requesting operating cost information for the Life Cycle Cost study of the chilled water plants at WRAMC enclosed is the information.

Enclosure 1 is a series of computer printouts showing an accounting of in-house work (operations and maintenance) performed on the chillers for FY92-FY94. Enclosure 2 is a listing of contract repair costs for the same for FY92-FY94.

My point of contact in this matter is Regina M. Larrabee at 202-782-0315.

Sincerely,

Henry J. Henley, P.E.
Director
Directorate, Public Works

Enclosures

Bldg 49

DOCUMENT	PH	DESC	BLDG 49 AMT
8E063002S	002	A/C PLANT ANNUAL OPERATIONS, BLDG.# 49	2,630.48
3E063022M	001	6201 CHILLER COMPRESSOR, 1 EA.	2,083.25
3E063022M	002	6202 WATER TREATMENT EQUIPMENT, 1 EA.	2,379.35
3E063022M	003	6203 PURGE SYSTEM, 1 EA.	81.33
3E063022M	005	6205 WATER STRAINERS, 2 EA.	27.11
			7,201.52
3E001163J	001	E.P.S.	84.28
3E001163J	002	INSTALL FLANGES	159.24
3E001163J	003	ASSIST IN FLANGE INSTALATION	1,190.46
025293R		FAB/INST COUNTER TOP	224.48
030423R		TRBL SHOOT WIRNG SYS	422.72
3E063003S	002	A/C PLANT ANNUAL OPERATIONS, BLDG.# 49	742.96
3E063023M	001	6201 CHILLER COMPRESSOR, 1 EA.	6,235.30
3E063023M	002	6202 WATER TREATMENT EQUIPMENT, 1 EA.	2,683.89
3E063023M	003	6203 PURGE SYSTEM, 1 EA.	108.44
3E063023M	004	6204 CHILL WTR PUMP & MTR, 2 EA.	867.52
			12,719.29
3E000014M	025	ANNUAL ROOF MAINT AND INSPECT BLDG.49	537.38
4E049024M	007	ANNAUL MAINTENANCE C MOTOR CONTROL CENTE	396.30

Operation: Costs FY92

Maintenance FY92

← Operations FY93

Maintenance FY93

Maintenance FY94

Encl 1

CUMENT	PH	DESC	BLDG 49 AMT
		R,10 EACH]	
3E060494M	001	6201 CHILLER COMPRESSOR, 1 EA.	3,876.73
3E060494M	002	6202 WATER TREATMENT EQUIPMENT, 1 EA.	216.88
3E060494M	003	6203 PURGE SYSTEM, 1 EA.	379.54
3E060494M	006	6206 CONDENSER PUMP, 1 EA.	54.22
3E060494M	008	6215 AIR COMPRESSOR, 1 EA.	511.40
3E060494M	009	6220 GATE & BALL VALVES, 20 EA.	243.99
3E060494M	010	6221 CHECK VALVES, 5 EA.	81.33
3E060494M	011	6200 TOWER MAIN, 1 EA.	2,812.06
060494M	099	DEFICIENCY PHASES 1 THRU 11	81.33
3E098354R		ELECTRICAL SHOP	237.78
			9,428.94
3E049025M	001	WEEKLY OPERATION INSPECTION	39.63
			39.63
sum			29,389.38

28 rows selected.

Maintenance FY94 (cont'd)

Repair FY94

~~Maint~~ FY95

Operations

```
SQL> \/
Unknown command "\/" - rest of line ignored.
SQL> /
Enter value for start_date: 01-OCT-91
Enter value for end_date: 30-SEP-92
press return for next page
```

DOC	PH	FAC	DESC	AMT
11865BE063002S	001	00048	A/C PLANT ANNUAL OPERATIO NS, BLDG.# 48	164698.48
11865BE063003S	001		A/C PLANT ANNUAL OPERATIO NS, BLDG.# 48	963.84
		*****		
		sum		165662.32
11865BE063002S	004	00054	A/C PLANT ANNUAL OPERATIO NS, BLDG.# 54B	321.28
		*****		
		sum		321.28

Bldg 48 FY92

Bldg 54 FY92

```
3 rows selected.

SQL> spool out
```

```
SQL> /
Enter value for start_date: 01-OCT-92
Enter value for end_date: 30-SEP-93

DOC             PH  FAC   DESC                          AMT
--------------- --- ----- ------------------------- ----------
11865BE063002S  001 00048 A/C PLANT ANNUAL OPERATIO     321.28
                          NS, BLDG.# 48

11865BE063003S  001       A/C PLANT ANNUAL OPERATIO   166262.4
                          NS, BLDG.# 48

                    *****                           ----------
                    sum                              166583.68

11865BE063003S  004 00054 A/C PLANT ANNUAL OPERATIO     642.56
                          NS, BLDG.# 54B

                    *****                           ----------
                    sum                                 642.56

3 rows selected.

SQL> spool out
```

Bldg 48
FY93

Bldg 54
FY93

```
SQL> /
Enter value for start_date: 01-OCT-93
Enter value for end_date: 30-SEP-94

DOC             PH  FAC    DESC                          AMT
--------------- --- ------ ------------------------- ----------
11865BE060484S  001 00048  A/C PLANT ANNUAL OPERATIO      167668
                           NS, BLDG.# 48
11865BE060485S  001        A/C PLANT ANNUAL OPERATIO     1445.76
                           NS, BLDG.# 48
11865BE063003S  001        A/C PLANT ANNUAL OPERATIO     1767.04
                           NS, BLDG.# 48
                *****                                ----------
                sum                                  170880.8

11865BE060484S  004 00054  A/C PLANT ANNUAL OPERATIO       80.32
                           NS, BLDG.# 54B
                *****                                ----------

DOC             PH  FAC    DESC                          AMT
--------------- --- ------ ------------------------- ----------
                sum                                      80.32

rows selected.

SQL> spool out
```

Bldg 48 FY94

Bldg 54 FY94

Maintenance

CHILLERS

DOCUMENT	PH	DESC	AMT	
BE063012M	001	6201 CHILLER COMPRESSOR, 6 EA.	49,357.63	← Bldg 48
BE063022M	001	6201 CHILLER COMPRESSOR, 1 EA.	2,083.25	← Bldg 49
BE063032M	001	6201 CHILLER COMPRESSORS, 3 EA.	9,811.97	← Bldg 54
FE003852J	001	REPLACE 35 TON CHILLER, BLDG.# 156, FORE ST GLEN.	420.40	
FE003852J	002	REPLACE 35 TON CHILLER, BLDG# 156, FORES T GLEN.	1,189.90	
FE003852J	004	REPLACE 35 TON CHILLER, BLDG# 156, FORES T GLEN.	20,316.00	other chillers
FE003852J	005	REPLACE 35 TON CHILLER, BLDG# 156, FORES T GLEN.	2,330.35	
			85,509.50	

FY 92

BE063013M	001	6201 CHILLER COMPRESSOR, 6 EA.	37,588.01	← Bldg 48
BE063023M	001	6201 CHILLER COMPRESSOR, 1 EA.	6,235.30	← Bldg 49
BE063033M	001	6201 CHILLER COMPRESSORS, 3 EA.	11,087.99	← Bldg 54
FE060573M	003	6115 CHILLER (TUBES), 1 EA.	54.22	other chillers
			54,965.52	

FY 93

BE060484M	001	6201 CHILLER COMPRESSOR, 6 EA.	32,451.87	← Bldg 48
BE060494M	001	6201 CHILLER COMPRESSOR, 1 EA.	3,876.73	← Bldg 49

FY 94

CHILLERS

DOCUMENT	PH	DESC	AMT	
3E060544M	001	6201 CHILLER COMPRESSORS, 3 EA.	9,542.72	← Bldg 54
3E060544M	012	DEFF MAINT 6201 CHILLER COMPRESSORS, 3 EA.	54.22	← Bldg 54
			45,925.54	FY94
~~8E060485M~~	~~001~~	~~6201 CHILLER COMPRESSOR, 6 EA.~~	~~759.08~~	
8E060545M	001	~~6201~~ CHILLER COMPRESSORS, 3 EA.	189.77	FY95
			948.85	
sum			187,349.41	

rows selected.

WRAMC CHILLER REPAIR COSTS
Contracts, FY 92 -FY 94

Prepared: 09 Sep 94

Bldg

DOC REG #	WORK ORDER #	DESCRIPTION	AMOUNT	
1238-0600	BE FECHR 1J	Repair chillers	60,912.25	all ?
1276-0606	BE 00500 1J	Replace oil cooler on chiller	3,797.14	48
1284-0600	BE 00016 2J	Repair chiller water pump	2,500.00	48
1288-0601	BE 00004 2J	Repair chiller water pump	1,800.00	?
1304-0605		Replace 1" condensate lines	11,008.00	?
2063-0601	BE 00161 2J	Repair chill water coil	2,500.00	54
2080-0603	BE 00240 2J	Repair seals on chill water pump	2,500.00	48
2080-0605	BE 00234 2J	Repair water pumps	2,500.00	54
2084-0600	BE 00248 2J	Repair chiller	2,800.00	48
2086-0600	BE 00260 2J	Analyze oil sample from chiller for contamination	600.00	?
2086-0601	BE 00138 2J	Evaluate gear box	1,500.00	48
2087-0600	BE 00249 2J	Repalce HEPA filters. Exhaust #6	2,500.00	54
2087-0601	BE 00241 2J	Replace electric pump bearing	2,500.00	↓
2100-0602	BE 00279 2J	Repair air compressor	2,500.00	
2100-0603	BE 00282 2J	Repair chill water pump	6,064.43	48
~~2132-0601~~	~~FE 00341 2J~~	~~Chillers~~	~~44,711.00~~	
2203-0603	BE 00459 2J	Repair chill water pump	2,500.00	48
2209-0600	BE 00426 2J	Service 5 chiller starters	2,000.00	48
		~~FY 92 Subtotal~~	~~155,192.82~~	

FY 92

Encl 2

WRAMC CHILLER REPAIR COSTS
Contracts, FY 92 - FY 94

Prepared: 09 Sep 94

DOC REG #	WORK ORDER #	DESCRIPTION	AMOUNT	Bldg
2323-0609	BE 00248 2J	Replace chiller #3	419,451.00	48
3095-0601	BE 00138 3J	Rebuild gear box	12,590.00	2
3083-0602	BE 00267 3J	Repair/calibrate chiller	2,500.00	54
3083-0603	BE 00253 3J	Calibrate chiller	1,600.00	48
3202-0600	BE 00582 3J	Repair on chiller	2,500.00	54
~~3269-0601~~	~~FE 00591 3J~~	~~Repair chiller air~~	~~2,980.50~~	
		~~FY 93 Subtotal~~	~~441621.50~~	
4021-0600	BE 00123 4J	Balance air unit	2,000.00	54
4080-0601	BE 00249 4J	Repair refrigerant leaks	7,952.00	48
4097-0601	BE 00283 4J	Replace bearing on chiller	3,765.00	48
4111-0602	BE 00319 4J	Repair chiller #5	30,677.00	48
4158-0601	BE 00396 4J	Repair chiller #6	200.00	48
4171-0600	BE 00415 4J	Repair Vane Chiller #6	1,000.00	48
4172-0601	BE 00369 4J	Test/balance air flow	2,500.00	54
4181-0600	BE 00439 4J	Repair chiller #4	1,000.00	48
4193-0600	BE 00405 4J	Repair chiller	7,054.75	54
4216-0601	BE 00491 4J	#4 chiller take-down	3,453.00	48
4220-0600	BE 00491 4J	#4 chiller repair	13,000.00	48
		~~FY 94 Subtotal~~	~~72,601.75~~	
		~~Grand Total~~	~~669,416.07~~	

FY 93

FY 94

012/014
06/08/95 14:06 202 782 7188 DPW WRAMC

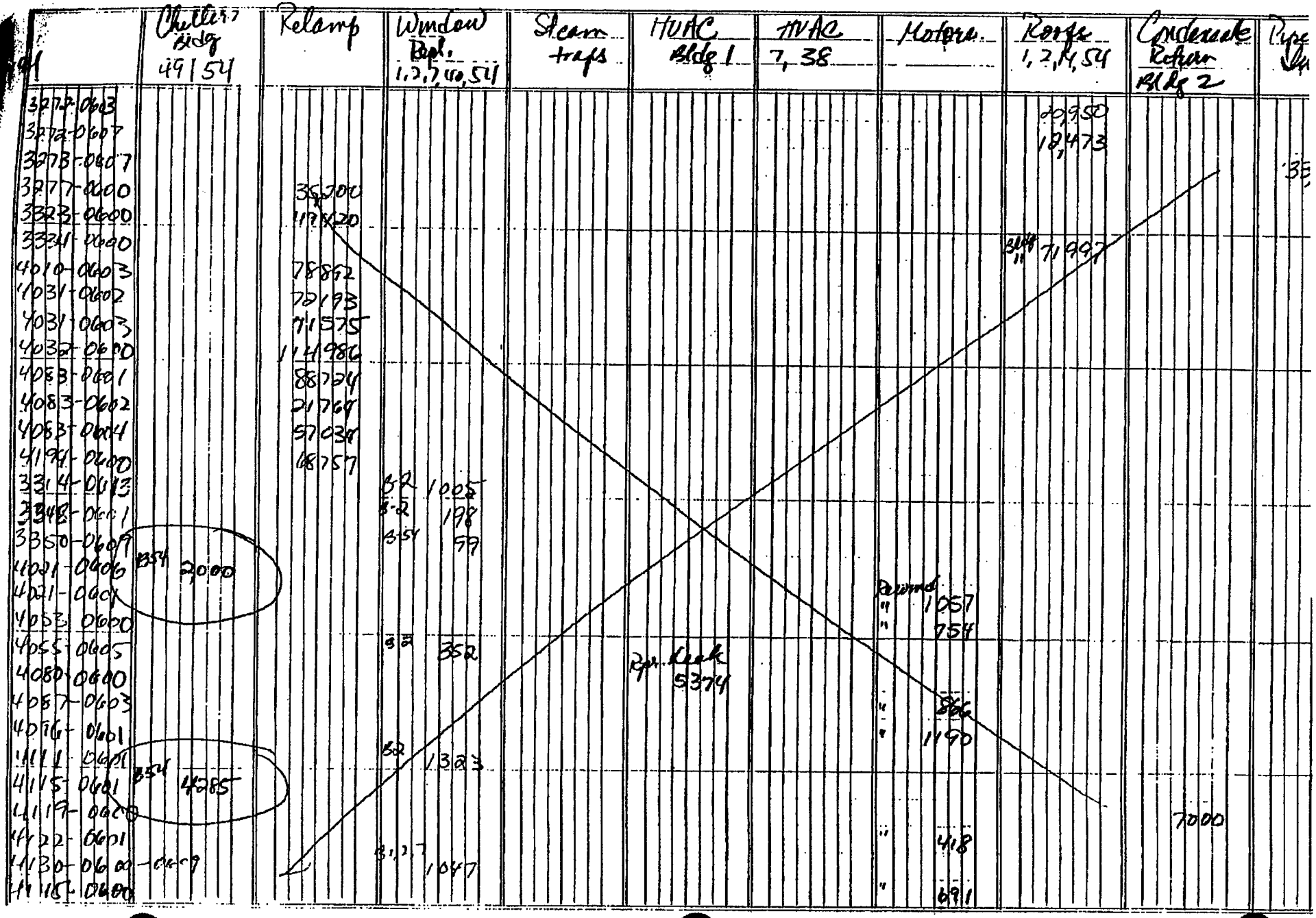

	Chillers 49/54	Relamp	Window Repl. 1,2,7,40,54	Steam traps	HVAC B-1	HVAC 7,38	Motors	Roofs 1,2,14,54	Condensate Return B-2	Py
4158-0604					2040					
4172-0601	B54 2500									
4193-0600	B54 7055									
4199-0600							Rewind 576			
4208-0603									2200	
4216-0600			B7 191							
4241-0601							" 1584		2000	
4243-0606										
4249-0607										
4403.										
	Inst HVAC for Bio Hazard									
3011-0604	129008	Bldg 14 350,400								
3131-0602										
3272-0604								B-10 77,014		
3272-0605								B-1 165,540		
3273-0606								B1-K 26,099		
2212-0603							" 3701			
2300-0604	B54 2500									
2350-0600	1500									
2350-0601			B2 1662							
3035-0600			" 630							
3047-0600			" 441							
3049-0603			" 331							
3055-0600	B54 7500									
3083-0602	B54 2500									
3097-0601			" 210							
3097-0605			B-1 252							
3103-0600	B54 9154									
3182-0609			B2 723							

014/014
06/08/95 14:08 202 782 7188 DPW WRAMC

	Chillers 49/54	Relamp	Window Repl 12,7,40,54	Steam traps	HVAC B-1	HVAC 7,38	Motors	Roofs 12,14,54	Cndnsate Returns B-2	
3187 0080			86 248							
3228 0000					300					
3229 0002			1886							
3267 0602	354 370									

ATTACHMENT K

Scope of Work and Scope Change

4/30.02

TSM

ORDER FOR SUPPLIES OR SERVICES

(Contractor must submit four copies of invoice)

Form Approved OMB No. 0704-0187 Expires Aug 31, 1992

PAGE 1 OF

Public reporting burden for this collection of information is estimated to average 1 hour per response, including the time for reviewing instructions, searching existing data sources, gathering and maintaining the data needed, and completing and reviewing the collection of information. Send comments regarding this burden estimate or any other aspect of this collection of information, including suggestions for reducing this burden, to Washington Headquarters Services, Directorate for Information Operations and Reports, 1215 Jefferson Davis Highway, Suite 1204, Arlington, VA 22202-4302, and to the Office of Management and Budget, Paperwork Reduction Project (0704-0187), Washington, DC 20503. Please DO NOT RETURN your form to either of these addresses. Send

1. CONTRACT / PURCH ORDER NO	2. DELIVERY ORDER NO.	3. DATE OF ORDER	4. REQUISITION / PURCH REQUEST NO.	5. CERTIFIED FOR NATIONAL DEFENSE UNDER DMS REG 1
DACA01-94-D-0037	0003	27 Sep 94		DO

6. ISSUED BY CODE	7. ADMINISTERED BY (If other than 6) CODE	8. DELIVERY FOB
US ARMY ENGINEER DISTRICT, MOBILE PO BOX 2288 MOBILE, AL 36628-0001	US ARMY ENGINEER DISTRICT, NORFOLK 803 FRONT STREET NORFOLK, VA 23510-1096	☐ DEST ☐ OTHER (See Schedule if other)

9. CONTRACTOR CODE / FACILITY CODE	10. DELIVER TO FOB POINT BY (Date)	11. MARK IF
NAME AND ADDRESS ENTECH ENGINEERING, INC. 500 PENN STREET, PO BOX 32 READING, PA 19603	SEE APP A FOR SCH	BUSINESS ☐ SMALL DISADVANTAGED ☐ WOMEN-OWNED
	12. DISCOUNT TERMS MA	
	13. MAIL INVOICES TO SEE BLOCK 14	

14. SHIP TO CODE	15. PAYMENT WILL BE MADE BY CODE	MARK ALL PACKAGES AND PAPERS WITH CONTRACT OR ORDER NUMBER
US ARMY ENGINEER DISTRICT, NORFOLK ATTN: CENAO-EN-MP (MLECIK) 803 FRONT STREET NORFOLK, VA 23510-1096	FINANCE & ACCOUNTING OFFICE US ARMY ENGINEER DISTRICT, NORFOLK 803 FRONT STREET NORFOLK, VA 23510-1096	

16. TYPE OF ORDER

DELIVERY ☐ This delivery order is issued on another Government agency or in accordance with and subject to terms and conditions of above numbered contract.

PURCHASE ☐ Reference your ____ furnish the following on terms specified

ACCEPTANCE. THE CONTRACTOR HEREBY ACCEPTS THE OFFER REPRESENTED BY THE NUMBERED PURCHASE ORDER AS IT MAY PREVIOUSLY HAVE BEEN OR IS NOW MODIFIED, SUBJECT TO ALL OF THE TERMS AND CONDITIONS SET FORTH, AND AGREES TO PERFORM THE SAME.

NAME OF CONTRACTOR	SIGNATURE	TYPED NAME AND TITLE	DATE SIGNED

☐ If this box is marked, supplier must sign Acceptance and return the following number of copies:

17. ACCOUNTING AND APPROPRIATION DATA / LOCAL USE

2142050 408-8013 P70000000 S44110 RA4A634D04 DIRECT CITE TOTAL $124,994.00

18. ITEM NO.	19. SCHEDULE OF SUPPLIES / SERVICE	20. QUANTITY ORDERED / ACCEPTED*	21. UNIT	22. UNIT PRICE	23. AMOUNT
	DELIVERY ORDER FOR CHILLED WATER STUDY, EEAP PROGRAM, WALTER REED MEDICAL CENTER, DC				$124,994.00

*If quantity accepted by the Government is same as quantity ordered, indicate by X. If different, enter actual quantity accepted below quantity ordered and encircle.

24. UNITED STATES OF AMERICA
BY: EDWARD M. SLANA 27SEP94
CONTRACTING / ORDERING OFFICER

25. TOTAL	$124,994.00
29. DIFFERENCE	
30. INITIALS	

26. QUANTITY IN COLUMN 20 HAS BEEN

☐ INSPECTED ☐ RECEIVED ☐ ACCEPTED, AND CONFORMS TO THE CONTRACT EXCEPT AS NOTED

DATE ____ SIGNATURE OF AUTHORIZED GOVERNMENT REPRESENTATIVE

27. SHIP NO. ☐ PARTIAL ☐ FINAL

28. D.O. VOUCHER NO.

32. PAID BY

33. AMOUNT VERIFIED CORRECT FOR

34. CHECK NUMBER

35. BILL OF LADING NO.

36. I certify this account is correct and proper for payment

DATE ____ SIGNATURE AND TITLE OF CERTIFYING OFFICER

31. PAYMENT ☐ COMPLETE ☐ PARTIAL ☐ FINAL

37. RECEIVED AT	38. RECEIVED BY	39. DATE RECEIVED	40. TOTAL CONTAINERS	41. S/R ACCOUNT NUMBER	42. S/R VOUCHER NUMBER

DD Form 1155, MAY 90

Previous editions are obsolete.

CONTRACT NO. DACA01-94-D-0037

DELIVERY ORDER NO. 0003

SCOPE OF WORK
FY 94 CHILLER SYSTEM STUDY
FOR
WALTER REED MEDICAL CENTER

TABLE OF CONTENTS

1. BRIEF DESCRIPTION OF WORK

2. GENERAL

3. PROJECT MANAGEMENT

4. SERVICES AND MATERIALS

5. PROJECT DOCUMENTATION

   5.1 ECIP Projects
   5.2 Non-ECIP Projects
   5.3 Non-feasible ECOs

6. DETAILED SCOPE OF WORK

7. WORK TO BE ACCOMPLISHED

   7.1 Perform a Limited Site Survey
   7.2 Evaluate Selected ECOs
   7.3 Combine ECOs into Recommended Projects
   7.4 Submittals, Presentations and Reviews

APPENDIXES

A. DETAILED SCOPE OF WORK

B. EXECUTIVE SUMMARY GUIDELINE

C. REQUIRED DD FORM 1391 DATA

D. ENERGY CONSERVATION OPPORTUNITIES

E. LIST OF AREAS/FACILITIES TO BE SURVEYED

1. **BRIEF DESCRIPTION OF WORK**: The Architect Engineer (AE) shall:

1.1 Perform a limited site survey of specific buildings or areas to collect all data required to evaluate the specific ECOs included in this study.

1.2 Evaluate specific ECOs to determine their energy savings potential and economic feasibility.

1.3 Provide project documentation for recommended ECOs as detailed herein.

1.4 Prepare a comprehensive report to document all work performed, the results and all recommendations.

2. **GENERAL**

2.1 This Study is limited to the evaluation of the specific buildings, systems, or ECOs listed in APPENDIX A, DETAILED SCOPE OF WORK.

2.2 The information and analysis outlined herein are considered to be minimum requirements for adequate performance of this Study.

2.3 For the buildings, systems or ECOs listed in APPENDIX A, DETAILED SCOPE OF WORK,, all methods of energy conservation as relates to chiller systems, and which are reasonable and practical shall be considered, including improvements of operational methods and procedures as well as the physical facilities. All energy conservation opportunities which produce energy or dollar savings shall be documented in this report. Any energy conservation opportunity considered unfeasible shall also be documented in the report with reasons for elimination.

2.4 The "Energy Conservation Investment Program (ECIP) Guidance", described in letter from DAIM-FDF-U, dated 10 Jan 1994 establishes criteria for ECIP projects and shall be used for performing the economic analyses of all ECOs and projects. The Program Life Cycle Cost In Design (LCCID), has been developed for performing life cycle cost calculations in accordance with ECIP guidelines and is referenced in the ECIP Guidance. If any program other than LCCID is proposed for life cycle cost analysis, it must use the mode of calculation specified in the ECIP Guidance. The output must be in the format of the ECIP LCCA summary sheet, and it must be submitted for approval to the Contracting Officer.

2.5 Energy conservation opportunities determined to be technically and economically feasible shall be developed into projects acceptable to installation personnel. This may involve combining similar ECOs into larger packages which will qualify for ECIP, or O&M funding, and determining in coordination with installation personnel the appropriate packaging and implementation approach for all feasible ECOs.

2.5.1 Projects which qualify for ECIP funding shall be identified, separately listed, and prioritized by the Savings to Investment Ratio (SIR).

2.5.2 All feasible Non-ECIP projects shall be ranked in order of highest to lowest SIR.

2.5.3 At some installations Energy Conservation and Management (ECAM) funding will be used instead of ECIP funding. The criteria for each program is the same. The Director of Engineering and Housing will indicate which program is used at this installation. This Scope of Work mentions only ECIP, however, ECAM is also meant.

3. PROJECT MANAGEMENT

3.1 Project Managers. The AE shall designate a project manager to serve as a point of contact and liaison for work require under this contract. Upon award of this contract, the individual shall immediately be designated in writing. The AE's designated project manager shall be approved by the Contracting Officer prior to commencement of work. This designated individual shall be responsible for coordination of work required under this contract. The Contracting Officer will designate a project manager to serve as the Government's point of contact and liaison for all work required under this contract. This individual will be the Government's representative

3.2 Installation Assistance. The Commanding Officer or authorized representative at the installation will designate an individual to assist the AE in obtaining information and establishing contacts necessary to accomplish the work required under this contract. This individual will be the installation representative

3.3 Public Disclosures. The AE shall make no public announcements or disclosures relative to information contained or developed in this contract, except as authorized by the Contracting Officer

3.4 Meetings. Meetings will be scheduled whenever requested by the AE or the Contracting Officer for the resolution of questions or problems encountered in the performance of the work. The AE's project manager and the Government's representative shall be required to attend and participate in all meetings pertinent to the work required under this contract as directed by the Contracting Officer. These meetings, if necessary, are in addition to the presentation and review conferences.

3.5 Site Visits. Inspections, and Investigations. The AE shall visit and inspect/investigate the site of the project as necessary and required during the preparation and accomplishment of the work

3.6 Records

3.6.1 The AE shall provide a record of all significant conferences, meetings, discussions, verbal directions, telephone conversations, etc., with Government representative(s) relative to this contract in which the AE and/or designated representative(s) thereof participated. These records shall be dated and shall identify the contract number, and modification number if applicable, participating personnel, subject discussed and conclusions reached. The AE shall forward to the Contracting Officer within ten calendar days, a reproducible copy of the records.

3.6.2 The AE shall provide a record of requests for and/or receipt of Government furnished material, data, documents, information, etc., which if not furnished in a timely manner, would significantly impair the normal progression of the work under this contract. The records shall be dated and shall identify the contract number and modification number, if applicable. The AE shall forward to the Contracting Officer within ten calendar days, a reproducible copy of the record of request or receipt of material

3.7 Interviews. The AE and the Government's representative shall conduct entry and exit interviews with the Director of Public Works before starting work at the installation and after completion of the field work. The Government's representative shall schedule the interviews at least one week in advance

3.7.1 Entry. The entry interview shall describe the intended procedures for the survey and shall be conducted prior to commencing work at the facility. As a minimum, the interview shall cover the following points:

- Schedules
- Names of energy analysts who will be conducting the site survey
- Proposed working hours
- Support requirements from the Director of Public Works

3.7.2 Exit. The exit interview shall briefly describe the items surveyed and probable areas of energy conservation. The interview shall also solicit input and advice from the Director of Public Works.

4. **SERVICES AND MATERIALS.** All services, materials (except those specifically enumerated to be furnished by the Government), labor, supervision and travel necessary to perform the work and render the data required under this contract are included in the lump sum price of the contract.

5. **PROJECT DOCUMENTATION.** All energy conservation opportunities which the AE has considered shall be included in one of the following categories and presented in the report as such.

5.1 ECIP Projects. To qualify as an ECIP project, an ECO, or several ECOs which have been combined, must have a construction cost estimate greater than $300,000, a Savings to Investment Ratio greater than 1.25 and a simple playback period of less than ten years. For ECAM projects, the $300,000 limitation may not apply in such cases, the AE shall check with the installation for guidance. The overall project and each discrete part of the project shall have an SIR greater than

1.25. All projects meeting the above criteria shall be arranged as specified in paragraph 2.6.1 and shall be provided with programming documentation. Programming documentation shall consist of a DD Form 1391, life cycle cost analysis (LCCA) summary sheet(s) (with necessary backup data to verify the numbers presented), and a Project Development Brochure(PDB). A life cycle cost analysis summary sheet shall be developed for each ECO and for the overall project when more than one ECO are combined. The energy savings for projects consisting of multiple ECOs must take into account the synergistic effects of the individual ECOs

5.2 Non-ECIP Projects. Projects which do not meet ECIP criteria with regard to cost estimate or play back period, but which have a SIR greater than 1.25 shall be documented. Projects or ECOs in this category shall be arranged as specified in paragraph 2.5.2 and shall be provided with the following documentation: the life cycle cost analysis (LCCA) summary sheet completely filled out, a description of the work to be accomplished, backup data for the LCCA, i.e., energy savings calculations and cost estimate(s), and the simple play back period. The energy savings for projects consisting of multiple ECOs must take into account the synergistic effects of the individual ECOs. In addition these projects shall have the necessary documentation prepared, as required by the Government's representative, for one of the following categories:

5.2.1. 0 & M Energy Projects: An O&M Energy project is one that results in needed maintenance or repair to an existing facility, or replaces a failed or failing existing facility, and also results in energy savings. The criteria are similar to the criteria for ECIP projects, i.e., $300,000 construction cost, SIR $\geq$ 1.25, and simple play back period of less than ten years. In addition, if the project would replace a system or equipment that is considered failed or failing' due solely to obsolete technology or inefficiency, the equipment to be replaced must have been in use for at least three years; and the simple play back period must be three years or less.

5.2.2. Low Cost/No Cost Projects. These are projects which the Director of Public Works (DPW) can perform using his resources. Documentation shall be as required by the DPW.

5.3 Non-feasible ECOs. All ECOs which the AE has considered but which are not feasible, shall be documented in the report with reasons and justifications showing why they were rejected.

6. **DETAILED SCOPE OF WORK.** The Detailed Scope of Work is contained in APPENDIX A, DETAILED SCOPE OF WORK,.

7. **WORK TO BE ACCOMPLISHED.**

7.1 Perform A Limited site survey. The AE shall obtain all necessary data to evaluate the ECOs or projects by conducting a site survey. The AE shall document his site survey on forms developed for the survey, or standard forms, and submit these completed forms as part of the report.

WR

his site survey on forms developed for the survey, or standard forms, and submit these completed forms as part of the report.

7.2 Evaluate Selected ECOs. The AE shall analyze the ECOs listed in APPENDIX A, DETAILED SCOPE OF WORK,. These ECOs shall be analyzed in detail to determine their feasibility. Savings to Investment Ratios (SIRS) shall be determined using current ECIP guidance. The AE shall provide all data and calculations needed to support the recommended ECO. All assumptions and engineering equations shall be clearly stated. Calculations shall be prepared showing how all numbers in the CEO were figured. Calculations shall be an orderly step by step progression from the first assumption to the final number. Descriptions of the products, manufacturers catalog cuts, pertinent drawings and sketches shall also be included. Construction cost estimates shall be provided and shall break out the costs associated with rehab work (architectural, electrical, mechanical) where applicable. A life cycle cost analysis summary sheet shall be prepared for each ECO and included as part of the supporting data

7.3 Combine ECOs Into Recommended Projects. During the Interim Review Conference, as outlined in paragraph 7.4.1, the AE will be advised of the DPW's preferred packaging of recommended ECOs into projects for implementation. Some projects may be a combination of several ECOs, and others may contain only one. These projects will be evaluated and arranged as outlined in paragraphs 5.1, 5.2, and 5.3. Energy savings calculations shall take into account the synergistic effects of multiple ECOs within a project and the effects of one project upon another. The results of this effort will be reported in the Final Submittal per par 7.4.2.

7.4 Submittals, Presentations and Reviews. The work accomplished shall be fully documented by a comprehensive report. The report shall have a table of contents and shall be indexed Tabs and dividers shall clearly and distinctly divide sections, subsections, and appendices. All pages shall be numbered. Names of the person? primarily responsible for the project shall be included. The AE shall give a formal presentation of the interim submittal to installation, command, and other Government personnel. Slides or view graphs showing the results of the study to date shall be used during the presentation. During the presentation, the personnel in attendance shall be given ample opportunity to ask questions and discuss any changes deemed necessary to the study. A review conference will be conducted the same day, following the presentation. Each comment presented at the review conference will be discussed and resolved or action items assigned. It is anticipated that the presentation and review conference will require approximately one working day. The presentation and review conference will be at the installation on the date agreeable to the Director of Public Works, the AE and the Government's representative. The Contracting Officer may require a re-submittal of any document(s), if such document(s)are not approved because they are determined by the Contracting Officer to be inadequate for the intended purpose.

ECOs. The report shall indicate the work which has been accomplished to date, illustrate the methods and justifications of the approaches taken and contain a plan of the work remaining to complete the study. Calculations showing energy and dollar savings, SIR, and simple play back period of all the ECOs shall be included. The results of the ECO analyses shall be summarized by lists as follows:

7.4.1.a. All ECOs eliminated from consideration shall be grouped into one listing with reasons for their elimination as discussed in par 5.3.

7.4.1.b. All ECOs which were analyzed shall be grouped into two listings, recommended and non-recommended, each arranged in order of descending SIR. These lists may be subdivided by building or areas appropriate for the study. The AE shall submit the Scope of Work and any modifications to the Scope of Work as an appendix to the report. A narrative summary describing the work and results to date shall be a part of this submittal. At the Interim Submittal and Review Conference, the Government's and AE's representatives shall coordinate with the Director of Public Works to provide the AE with direction for packaging or combining ECOs for programming purposes and also indicate the fiscal year for which the programming or implementation documentation shall be prepared. The survey forms completed during this Study shall be submitted with this report. The survey forms only may be submitted in final form with this submittal. They should be clearly marked at the time of submission that they are to be retained. They shall be bound in a standard three ring binder which will allow repeated disassembly and re-assembly of the material contained within.

7.4.2 Final Submittal. The AE shall prepare and submit the final report when all sections of the report are 100% complete and all comments from the interim submittal have been resolved. The AE shall submit the Scope of Work for the study and any modifications to the Scope of Work as an appendix to the submittal. The report shall contain a narrative summary of conclusions and recommendations, together with all raw and supporting data, methods used, and sources of information. The report shall integrate all aspects of the study. The recommended projects, as determined in accordance with paragraph 5, shall be presented in order of priority by SIR. The lists of ECOs specified in paragraph 7.4.1 shall be included for continuity. The final report and all appendices shall be bound in standard three ring binders which will allow repeated disassembly and re-assembly. The final report shall be arranged to include:

7.4.2.a. An Executive Summary to give a brief overview of what was accomplished and the results of this study using graphs, tables and charts as much as possible (See APPENDIX B, EXECUTIVE SUMMARY GUIDELINE, for minimum requirements).

7.4.2.b. The narrative report describing the problem to be studied, the approach to be used, and the results of this study.

7.4.2.c. Documentation for the recommended projects.

1) Backup information as specified in par 5.1.

7.4.2.d. Appendices to include as a minimum:

1) Energy cost development and backup data

2) Detailed calculations

3) Cost estimates

4) Computer printouts (where applicable)

5) Scope of Work

APPENDIX A
DETAILED SCOPE OF WORK,
FY 94 CHILLER SYSTEM STUDY
WALTER REED MEDICAL CENTER, WASHINGTON D.C.

1. All facilities to be investigated in this Study are located at WALTER REED MEDICAL CENTER, WASHINGTON D.C..

2. The General Scope of Work outlines requirements for the Study and the report; and the detailed scope of work lists the specific areas to be Studyed. If any conflicts arise between the General and the Detailed scopes of work, the Detailed Scope of Work shall govern.

3. The work consists of identifying and evaluating energy conservation opportunities (ECOs) for chiller systems in specific areas or facilities. A list of suggested ECOs is provided in APPENDIX D, CHILLER SYSTEM ECOS,. The ECOs in APPENDIX D, are to be evaluated as applicable for the area or facilities listed in APPENDIX E, LIST OF AREAS/FACILITIES TO BE STUDYED,.

4. Completion and Payment Schedule: The following schedule shall be used as a guide in approving payments on this contract. The Contracting Officer's Representative (COR) will be Mr. Bryant Wilkins at the Norfolk District, COE

Interm Submittal	150 Calendar Days after Notice to Proceed
Pre-Final Submittal	250 Calendar Days after Notice to Proceed
Final Submittal	300 Calendar Days after Notice to Proceed

MILESTONE	PERCENT OF CONTRACT AMOUNT AUTHORIZED FOR PAYMENT
Entry Interview	10
Completion of Field Work	25
Receipt of Interim Submittal	75
Completion of Interim Presentation & Review	85
Receipt of Final Submittal	100

5. The installation representative for this contract will be Ms. Regina Larrabee, Energy Program Coordinator, Directorate of Public Works , WALTER REED MEDICAL CENTER. (202) 576-0315, FAX (202) 576-8383.

6. Government Furnished Information: The following documents are available for the use of the AE.

- As built drawings (as available) of buildings/systems
- Energy Conservation Investment Program (ECIP) Guidance, dated 10 Jan 1994
- ETL 11103282, Energy Conservation

WR

- TM 58002, Cost Estimates, Military Construction
- AR 41515, 1 Jan 84, Military Construction, Army (MCA) Program Development
- Architectural and Engineering Instructions, Design Criteria; Chapter 13, Air Conditioning, Dehumidification, Evaporative Cooling, Heating, Mechanical Ventilation and Refrigeration, 9 December 1991
- The latest MCP Index

7. Direct Distribution of Submittals: The AE shall make direct distribution of correspondence, minutes, report submittals, and responses to comments as indicated by the following schedule:

AGENCY	CORRESPONDENCE	EXECUTIVE SUMMARIES	REPORTS	FIELD NOTES
Commander Walter Reed Medical Center ATTN: HSHL-PW (Ms. Larrabee) DPW/Energy Engineer Washington D.C. 20307	1	3	3	1*
Commander US Army Medical Command (Provisional) ATTN: MCFA-E (Mr. Robert Jay) 2050 Worth Road Fort Sam Houston, TX 78234-6000	-	1	1	-
Commander U. S. Army Engineer District, Norfolk ATTN: CENAO-EN-MP (Mr Mlecik) 803 Front Street Norfolk, VA 23510	1	3	3	1*
Commander USAED, North Atlantic ATTN: CENAD-EN-MM (Mr Wong) 90 Church Street New York, NY 10007	-	1	1	-

WALTER REED 17

Commander USAED, Mobile ATTN: CESAMENCM (Battaglia) PO Box 2288; Mobile, AL 36628	1	1	1	-
Commander US Army Corps of Engineers ATTN: CEMPET (Mr Gentil) 20 Massachusetts Avenue NW Washington, DC, 20314 1000	-	1	-	-
Commander US Army Logistics Evaluation Agency ATTN: LOEAPL (Mr Keath) New Cumberland Army Depot New Cumberland, PA, 17070 5007	-	1	-	-

* Field Notes submitted in final form at interim submittal.

Progress reports will be prepared on a monthly basis to highlight the significant events of the prior month. This is especially true of actions completed, problems discovered, schedule changes and ECO developments. The progress reports will accompany monthly billings and will form the basis for progress meetings.

8. A computer program titled Life Cycle Costing in Design (LCCID) is available from the BLAST Support Office in Urbana, Illinois for a nominal fee. This computer program can be used for performing the economic calculations for ECIP and non-ECIP ECOs. The AE is encouraged to obtain and use this computer program. The BLAST Support Office can be contacted at 144 Mechanical Engineering Building, 1206 West Green Street, Urbana, Illinois 61801. The telephone number is (217) 3333977 or (800) 8425278.

9. METHOD

9.1 INVESTIGATION OF EXISTING CONDITIONS

The Contractor will collect information on the existing chilled water systems and operations so as to have a reasonable understanding of operations, costs, energy use, problems, limitations, future needs, etc. This will be accomplished in the following steps.

Data Gathering. The Contractor will collect available data that will assist in energy use evaluations and recommendations. A partial list of data that will be sought are:

Energy bills and summaries
Prior studies and energy reports (if any)
Schedules

Chilled water piping drawings
Floor plans or building data
Site plans.
Maintenance records
Copies of other drawings needed
Proposals from vendors or contractors
Cooling load profiles
Chilled water plant operator logs
Temperature histories
Energy management system profile
Others

Site Visits, Inspections. A team of The Contractor's engineers (normally two or three people) will visit the applicable facilities. The inspection will cover areas shown in the study. Operators may be briefly interviewed for about the operation of individual areas and systems.

Nameplate data will be collected as well as observations of arrangements, physical condition and effectiveness. The following measurements will be normally collected:

Temperature levels at supply and return points
Electrical loads, voltage, amperage, kVA, and P.F.
Chilled water flow rates
Schedules (where possible)
Dimensions

Photographs will be taken of key areas for later reference.

ANALYSIS OF SYSTEMS

The Contractor will utilize standard methods of engineering calculations to understand current energy consumption in such detail as to permit identification of further improvement options.

Heat Gain Calculations. A calculation of each facility's theoretical energy use due to building heat gain will be made using The Contractor's computer models. Note that the internal formulas are based upon ASHRAE recommendations. Heat gain calculations are a significant product of this analysis since they break each building down by peak load and usage.

The combined estimates of chilled water use will be analyzed against actual energy usage to identify trends, losses, efficiencies, and other important correlations. By taking this approach, actual chilled water consumption and the potential for future cost reductions can be more clearly identified.

The analysis will also consider chilled water loads that are expected to increase or reduce in the future due to changes in facility use, change of mission, new additions, etc.

Chilled Water Distribution Losses. Based upon the known arrangement and condition of the chilled water lines, a calculation will be made showing the average rate of distribution losses and the overall costs associated with normal operation.

Chiller System Losses. Together with the existing chiller efficiency tests, a calculation will be made showing total chiller system losses including cooling tower, partial load efficiencies, and other losses as may apply.

Other Miscellaneous Uses and Losses. The study will also consider costs and energy usage related to other chilled water usage not discussed above. Each miscellaneous use may include leaks, overcooling, etc.

Regression Analysis. A calculation will be made using historical energy consumption, weather data, occupancy, and other variables for potential mathematical correlation. Such findings will be used to support other calculations.

Balance of Energy Supply with Users/Losses. By combining all calculations made in this study, an attempt will be made to match actual chilled water production with calculated energy use. By balancing these factors, a model of chilled water use can be made for the total base.

Utility Rate Analysis. A separate calculation will be performed for each type of energy conserved - gas, oil, and electric. The incremental cost of fuel will be used for all energy savings options.

The current rate structure that applies to electrical use will be checked. Using a computerized program developed by The Contractor, all bills for the past two years will be checked for accuracy. This program will also determine the incremental cost of each kW of demand and kWH of usage for calculations of ECIs and other reports. A copy of the applicable analysis, together with sample bills and published tariffs will be included in the report.

Check Regulatory Requirements. Where applicable, a check of all regulatory bodies affecting CFC emissions will be made. Any recommendations that are subsequently made, must be made in compliance with such requirements.

ENERGY CONSERVATION OPPORTUNITY INVESTIGATIONS

The Contractor will investigate all reasonable options of saving energy and energy-related costs in the operation of the chilled water production and distribution systems. The approach used to identify each option is briefly described below.

Existing Conditions. This section describes the nature of the existing operating system, its energy use, costs, advantages and disadvantages. Data is usually transferred to this section from the calculations.

Energy Conservation Opportunities. This section describes improvement ideas that are different from the existing conditions. They may describe a capital projects, modifications, or O&M procedures. The resulting improvements are described, energy costs, quantities and arrangements are briefly noted. Sufficient conceptual studies will be executed to determine feasibility, generate anticipated operational data and estimating values.

Construction Cost Estimate. A feasibility cost estimate in the format prescribed will be performed. The estimate breakdown will be included in the report showing known quantities and costs. Allowances for indirect costs and contingencies are included.

Annual Savings. The report will show the annual savings in energy, quantities, demand, costs, and BTU's. As the report is written, these savings are merely the difference between existing and proposed.

Discussion. This section of the report describes a number of relevant factors including payback period, impact on labor or non-energy costs, O&M concerns, appearances, comfort, life extension, etc. The intent of this section is to address normal impacts or uncertainties of various improvement ideas.

REPORT PREPARATION PHASE

The Contractor will prepare an Energy Analysis report which will fully document the steps previously described. The report will be prepared as follows.

Executive Summary - Section 1. The outline of the executive section is shown on Appendix B.

Methodology - Section 2. This part of the report describes the approach, sequence, assumptions, calculations methods, computer programs, sample outputs, etc. that were used for the study.

Facility Description - Section 3. The report will briefly discuss the buildings and systems covered by the study. It will show floor plans, layout flow diagrams, facility age and condition, major equipment characteristics by system, hours of operation, and concerns expressed by occupants and managers.

Energy Use and Costs - Section 4. The report will describe individual and combined energy consumption for the past two years. The report will describe rate structures, incremental cost calculations, trends, and analysis of use by source. This section critically establishes baseline use of energy for later improvement possibilities.

ECOs Recommended - Section 5. This section describes in detail each of the Energy Conservation Opportunities (ECOs) that are recommended for adoption and funding. The approach to each ECO write-up is described in Section 5, Project Documentation

ECOs Not Recommended - Section 6. The report will also show ECOs that were investigated but not recommended for adoption due to economics, conflicts, with other ECOs or concerns of operations.

Discussion - Section 7. This part of the report will cover interesting findings of the study not related to other sections of the report. It may include recommendations for non-energy problems, further studies, O&M procedures, training, etc.

Attachments. As part of the report, there will be enclosures for photos, backup calculations, referenced materials such as rate tariffs, codes, etc.

Applications and Funding Requests. As part of this study, applications for project funding will be made in accordance with Section 5, Project Documentation and directions from local authorized persons. The exact level of funding and funding program (expected to be ECIP), will be at the direction of the facility manager.

Suggested Implementation Schedules. The report will also contain a suggested timetable for implementing various projects or programs. This recommendation will be made in consultation with various facility managers.

Operation and Maintenance Instructions. Where appropriate, the study will recommend the formation of procedures or changes to processes that relate to improved energy usage and costs through Operation and Maintenance.

APPENDIX B
EXECUTIVE SUMMARY GUIDELINE,

1. Introduction:

2. Building Data (types, number of similar buildings, sizes etc.)

3. Present Energy Consumption of Buildings or Systems Studied.

- Total Annual Energy Used.
- Source Energy Consumption.
  Electricity KWH, Dollars, BTU
  Fuel Oil GALS, Dollars, BTU
  Natural Gas THERMS, Dollars, BTU
  Propane GALS, Dollars, BTU
  Other QTY, Dollars, BTU

4. Reevaluated Projects Results.

5. Energy Conservation Analysis.

- ECOs Investigated.
- ECOs Recommended.
- ECOs Rejected. (Provide economics or reasons)
- ECIP Projects Developed. (Provide list)*
- Non-ECIP Projects Developed. (Provide list)*
- Operational or Policy Change Recommendations.
-

* Include the following data from the life cycle cost analysis summary sheet; the cost (construction plus SIOH), the annual energy savings (type and amount), the annual dollar savings, the SIR, the simple pay back period and the analysis date.

6. Energy and Cost Savings.

- Total Potential Energy and Cost Savings.
- Percentage of Energy Conserved.
- Energy Use and Cost Before and After the Energy Conservation opportunities are Implemented.

APPENDIX C,
REQUIRED FORM DD1391 DATA,

To facilitate ECIP project approval, the following supplemental data shall be provided:

1. In title block clearly identify projects as "ECIP."

2. Complete description of each item of work to be accomplished including quantity, square footage, etc.

3. A comprehensive list of buildings, zones, or areas including building numbers, square foot floor area, designated temporary or permanent, and usage (administration, patient treatment, etc.).

4. List references, and assumptions, and provide calculations to support dollar and energy savings, and indicate any added costs.

4.1. If a specific building, zone, or area is used for sample calculations, identify building, zone or area, category, orientation, square footage, floor area, window and wall area for each exposure.

4.2. Identify weather data source.

4.3. Identify infiltration assumptions before and after improvements

4.4. Include source of expertise and demonstrate savings claimed. Identify any special or critical environmental conditions such as pressure relationships, exhaust or outside air quantities, temperatures, humidity, etc.

5. Lighting retrofit projects must identify number and type of fixtures, and wattage of each fixture being deleted and installed. New lighting shall be only of the level to meet current criteria. Lamp changes in existing fixtures is not considered an ECIP type project.

6. An ECIP life cycle cost analysis summary sheet as shown in the ECIP Guidance shall be provided for the complete project and for each discrete part included in the project. The SIR is applicable to all segments of the project. Supporting documentation consisting of basic engineering and economic calculations showing how savings were determined shall be included.

7. The DD Form 1391 face sheet shall include, for the complete project, the annual dollar and MBTU savings, SIR, simple amortization period and a statement attesting that all buildings and retrofit actions will be in active use throughout the amortization period

8. The calendar year in which the cost was calculated shall be clearly shown on the DD Form 1391.

9. For each temporary building included in a project, separate documentation is required showing (1) a minimum 10 year continuing need, based on the installation's annual real property utilization survey, for active building retention after retrofit,(2) the specific retrofit action applicable and (3) an economic analysis supporting the specific retrofit.

10. Non-appropriated funded facilities will not be included in an ECIP project without an accompanying statement certifying that utility costs are not reimbursable.

11. Any requirements required by ECIP guidance dated 10 Jan 1994 and any revisions thereto. Note that non-escalated costs and savings are to be used in the economic analyses.

12. The five digit category number for all ECIP projects except for Family Housing is 80000. The category code number for Family Housing projects is 71100.

APPENDIX D
CHILLER SYSTEM ECOS

Energy Savings Opportunities include but are not necessarily limited to:

Replace older chillers with new equipment including the following types:

- - Centrifugal
- - Absorption (single and double effect)
- - Direct fired
- - Steam turbine driven

Cooling tower optimization

Variable speed chilled water pumps

Ice or chilled water thermal storage systems

New chilled water plant

Partial new chilled water plant

Expand chilled water distribution and return systems

High efficiency motors

APPENDIX E
LIST OF AREAS/FACILITIES TO BE STUDYED,

This study will include a thorough understanding of recommended improvements to the following:

Central chilled water plant (Building 48) including all chillers, cooling towers, pumps auxiliaries, electrical supply and controls, internal chilled water piping, and physical structures.

Chilled water distribution system from the central plant to other buildings served by the chilled water plant. The system will include piping, insulation, valves, controls, and associated structures. Of special interest will be equipment life, condition, and capacity.

Facilities which currently or will potentially utilize chilled water including peak chilling demand, overall yearly use, and types of equipment served. There will be no attempt made to evaluate individual building performances or improvements but rather contributions to overall chilled water system energy use.

The electric distribution system as it may relate to the chilled water system.

Supplementary local chilled water plants, whether currently operating or not, including potential alternative modes of operation.

Additional Required Facilities

Date

ROUTING AND TRANSMITTAL SLIP

TO: *(Name, office symbol, room number, building, Agency/Post)*	Initials	Date
1. TO THE CONTRACTOR ENTECH ENGINEERING INC.		
2. Project / Co...		
3. AUG 1 0 1995		
4. cc:		
5. Route:		

	Action		File		Note and Return
	Approval		For Clearance		Per Conversation
	As Requested		For Correction		Prepare Reply
	Circulate		For Your Information		See Me
	Comment		Investigate		Signature
	Coordination		Justify		

REMARKS

PLEASE SIGN SF FORM 30, DATE AND RETURN TO:

US ARMY ENGINEER DISTRICT, MOBILE
ATTN: CESAM-EN-MN/Y. WEEKS
P.O. BOX 2288
MOBILE, ALABAMA 36628-0001

THIS IS THE ORIGINAL DOCUMENT AND WILL HAVE TO BE SIGNED BY YOU FIRST AND THEN RETURNED TO US FOR THE CONTRACTING OFFICER TO SIGN.

YOUR FILE COPY WILL BE SENT BACK TO YOU WITH ALL THE NECESSARY DOCUMENTS. THE EFFECTIVE DATE WILL BE TYPED IN.

PLEASE EXPEDITE

DO NOT use this form as a RECORD of approvals, concurrences, disposals, clearances, and similar actions

FROM: *(Name, org. symbol, Agency/Post)*	Room No.—Bldg.
CESAM-EN-MN/Y. WEEKS	NEW ANNEX
	Phone No. (334)441-6394

5041-102
GPO : 1990 O - 276-978

OPTIONAL FORM 41 (Rev. 7-76)
Prescribed by GSA
FPMR (41 CFR) 101-11.206

YDW **AMENDMENT OF SOLICITATION/MODIFICATION OF CONTRACT**

1. CONTRACT ID CODE	PAGE OF PAGES

2. AMENDMENT/MODIFICATION NO.	3. EFFECTIVE DATE	4. REQUISITION/PURCHASE REQ. NO.	5. PROJECT NO. *(If applicable)*
DACA01-94-D-0037-0003-01			

6. ISSUED BY CODE

OBILE DISTRICT, CORPS OF ENGINEERS
P.O. BOX 2288
MOBILE, ALABAMA 36628-0001
PHONE: (334) 441-5741

7. ADMINISTERED BY *(If other than Item 6)* CODE

8. NAME AND ADDRESS OF CONTRACTOR *(No., street, county, State and ZIP Code)*

ENTECH ENGINEERING,INC.
500 PENN STREET
P.O. BOX 32
READING, PA 19603

CODE FACILITY CODE

(If)	
	9A. AMENDMENT OF SOLICITATION NO.
	9B. DATED *(SEE ITEM 11)*
X	10A. MODIFICATION OF CONTRACT/ORDER NO. DACA01-94-D-0037-0003
	10B. DATED *(SEE ITEM 13)* 27 SEP 94

11. THIS ITEM ONLY APPLIES TO AMENDMENTS OF SOLICITATIONS

☐ The above numbered solicitation is amended as set forth in Item 14. The hour and date specified for receipt of Offers ☐ is extended, ☐ is not extended.

Offers must acknowledge receipt of this amendment prior to the hour and date specified in the solicitation or as amended, by one of the following methods:

(a) By completing Items 8 and 15, and returning _____ copies of the amendment; (b) By acknowledging receipt of this amendment on each copy of the offer submitted; or (c) By separate letter or telegram which includes a reference to the solicitation and amendment numbers. FAILURE OF YOUR ACKNOWLEDGMENT TO BE RECEIVED AT THE PLACE DESIGNATED FOR THE RECEIPT OF OFFERS PRIOR TO THE HOUR AND DATE SPECIFIED MAY RESULT IN REJECTION OF YOUR OFFER. If by virtue of this amendment you desire to change an offer already submitted, such change may be made by telegram or letter, provided each telegram or letter makes reference to the solicitation and this amendment, and is received prior to the opening hour and date specified.

12. ACCOUNTING AND APPROPRIATION DATA *(If required)*

2152050 08-8013 P70000000 S44110 RA5C635D051B400 DIRECT CITE TOTAL: $9,965.00 INCREASE

13. THIS ITEM APPLIES ONLY TO MODIFICATIONS OF CONTRACTS/ORDERS, IT MODIFIES THE CONTRACT/ORDER NO. AS DESCRIBED IN ITEM 14.

(If)	
X	A. THIS CHANGE ORDER IS ISSUED PURSUANT TO: *(Specify authority)* THE CHANGES SET FORTH IN ITEM 14 ARE MADE IN THE CONTRACT ORDER NO. IN ITEM 10A.
	B. THE ABOVE NUMBERED CONTRACT/ORDER IS MODIFIED TO REFLECT THE ADMINISTRATIVE CHANGES *(such as changes in paying office, appropriation date, etc.)* SET FORTH IN ITEM 14, PURSUANT TO THE AUTHORITY OF FAR 43.103(b).
	C. THIS SUPPLEMENTAL AGREEMENT IS ENTERED INTO PURSUANT TO AUTHORITY OF:
	D. OTHER *(Specify type of modification and authority)*

E. IMPORTANT: Contractor ☐ is not, ☐ is required to sign this document and return _____ copies to the issuing office.

14. DESCRIPTION OF AMENDMENT/MODIFICATION *(Organized by UCF section headings, including solicitation/contract subject matter where feasible.)*

Chilled Water Study, EEAP Program , Walter Reed Medical Center, Washington, D.C.

CHANGE IN DELIVERY ORDER AMOUNT: $9,965.00 Increase

TOTAL DELIVERY ORDER AMOUNT (Including this Modification): $134,959.00

SEE STATEMENT OF REVISIONS

Except as provided herein, all terms and conditions of the document referenced in Item 9A or 10A, as heretofore changed, remains unchanged and in full force and effect.

15A. NAME AND TITLE OF SIGNER *(Type or print)*	16A. NAME AND TITLE OF CONTRACTING OFFICER *(Type or print)*
ENTECH ENGINEERING	GENE L. CURTIS

15B. CONTRACTOR/OFFEROR	15C. DATE SIGNED	16B. UNITED STATES OF AMERICA	16C. DATE SIGNED
(Signature of person authorized to sign)		BY *(Signature of Contracting Officer)*	

INSTRUCTIONS

Instructions for items other than those that are self-explanatory, are as follows:

(a) Item 1 (Contract ID Code). Insert the contract type identification code that appears in the title block of the contract being modified.

(b) Item 3 (Effective date).

(1) For a solicitation amendment, change order, or administrative change, the effective date shall be the issue date of the amendment, change order, or administrative change.

(2) For a supplemental agreement, the effective date shall be the date agreed to by the contracting parties.

(3) For a modification issued as an initial or confirming notice of termination for the convenience of the Government, the effective date and the modification number of the confirming notice shall be the same as the effective date and modification number of the initial notice.

(4) For a modification converting a termination for default to a termination for the convenience of the Government, the effective date shall be the same as the effective date of the termination for default.

(5) For a modification confirming the contracting officer's determination of the amount due in settlement of a contract termination, the effective date shall be the same as the effective date of the initial decision.

(c) Item 6 (Issued By). Insert the name and address of the issuing office. If applicable, insert the appropriate issuing office code in the code block.

(d) Item 8 (Name and Address of Contractor). For modifications to a contract or order, enter the contractor's name, address, and code as shown in the original contract or order, unless changed by this or a previous modification.

(e) Items 9, (Amendment of Solicitation No.–Dated), and 10, (Modification of Contract/Order No.–Dated). Check the appropriate box and in the corresponding blanks insert the number and date of the original solicitation, contract, or order.

(f) Item 12 (Accounting and Appropriation Data). When appropriate, indicate the impact of the modification on each affected accounting classification by inserting one of the following entries:

(1) Accounting classification .....
Net increase $.....

(2) Accounting classification .....
Net decrease $.....

NOTE: If there are changes to multiple accounting classifications that cannot be placed in block 12, insert an asterisk and the words "See continuation sheet".

(g) Item 13. Check the appropriate box to indicate the type of modification. Insert in the corresponding blank the authority under which the modification is issued. Check whether or not contractor must sign this document. (See FAR 43.103.)

(h) Item 14 (Description of Amendment/Modification).

(1) Organize amendments or modifications under the appropriate Uniform Contract Format (UCF) section headings from the applicable solicitation or contract. The UCF table of contents, however, shall not be set forth in this document.

(2) Indicate the impact of the modification on the overall total contract price by inserting one of the following entries:

(i) Total contract price increased by $.....

(ii) Total contract price decreased by $.....

(iii) Total contract price unchanged.

(3) State reason for modification.

(4) When removing, reinstating, or adding funds, identify the contract items and accounting classifications.

(5) When the SF 30 is used to reflect a determination by the contracting officer of the amount due in settlement of a contract terminated for the convenience of the Government, the entry in Item 14 of the modification may be limited to –

(i) A reference to the letter determination; and

(ii) A statement of the net amount determined to be due in settlement of the contract.

(6) Include subject matter or short title of solicitation/contract where feasible.

(i) Item 16B. The contracting officer's signature is not required on solicitation amendments. The contracting officer's signature is normally affixed last on supplemental agreements.

☆ U.S.G.P.O.: 1988 - 242-450/90156

Entech Engineering, Inc.

Consulting Engineers

Reading • Pottsville • Lehigh Valley

Principals:
Daniel J. Castellani, PE
Thomas M. McMahon, PE
William M. McMahon Jr., PE

ENTECH

April 12, 1995

Mr. Stephen J. Mlecik, P.E.
Commander, U.S. Army Engineer
District, Norfolk
Attn: CENAO-EN-MP
803 Front Street
Norfolk, VA 23510-1096

Re: Indefinite Delivery-Type Contract No. DACA01-94-D-0037-003
Scope Change Request - Revised

Dear Steve:

During the Interim Review Meeting at Walter Reed Army Medical Center (WRAMC) in March, we discussed additional analysis which the Base would like though not currently covered in our contractual scope of work. Several different items were identified by WRAMC personnel as helpful information in determining the feasibility of possible energy reduction measures. These opportunities were discussed as potential ways to reduce chilled water consumption in order to offset a portion of the current chiller plant shortfall.

The first group of opportunities include external and internal building system modifications which would target reduction in individual building cooling loads. Specific items to be evaluated are as follows:

- Replace existing single pane operable windows with new insulated glass windows. This evaluation will include Buildings 1, 7, 11, 40 and 41.
- Replace existing lighting with energy efficient light fixtures. This evaluation will include Buildings 1, 2, 7, 11, 40, 41, and 54.
- Reduce outside air quantities in buildings with uses that do not require once-through ventilation. This evaluation will include Buildings 1 and 40.
- Upgrade existing temperature controls with new automatic temperature controls to provide unoccupied setback. This evaluation will include Buildings 1, 7, 11, 40, and 41.

ENTECH

4 South Fourth Street
P.O. Box 32
Reading
Pennsylvania 19603

Office 610.373.6667

Fax 610.373.7537

The second area of concentration is Building 2 - Heaton Pavilion. Specific operating problems with the hot water heating system have resulted in the necessity to set several preheat coils artificially high to avoid coil freeze up problems. This problem may be the result of an unbalanced water system. It was identified that final water system balancing was never done at the completion of construction in the late 1970's. This evaluation would evaluate possible energy savings as the direct result of balancing the reheat system in Building 2 and returning preheat coil discharge temperatures to their proper setpoint during winter operation.

In order to accomplish the aforementioned goals, Entech will provide the following services. Entech will perform a walkthrough of Buildings 1, 2, 7, 11, 40, 41 and 54 to verify general existing systems. This walkthrough will include discussions with WRAMC personnel to help in the clarification and operation of all systems being evaluated. The second step will be to run the EZDOE load simulation program for each of these buildings to calculate reduction in cooling loads to determine potential energy savings. Each of these evaluations will be prepared as individual alternatives and incorporated into the final report under the format currently established in the Interim submission.

In order to incorporate these additions to the scope of work, Entech proposes a contract increase of $9,965.00. A detailed breakdown of this estimate follows on Attachment A. This work includes additional support for Applications for Funding (Form 1391) as identified in the original contract.

This additional scope can be incorporated into the study with no change to the current project schedule.

Should you have any questions, please call me.

Sincerely,

Edward L. Caulkins, P.E.
Project Manager

Enclosure

cc: William McMahon, Jr., P.E.

File:4130.02\Mlcikad2.ELC

EEAP – CORPS OF ENGINEERING, U.S. ARMY

WALTER REED MEDICAL CENTER – CHILLER STUDY – SCOPE CHANGE REQUEST

ENTECH MANHOUR BREAKDOWN

#	TASK	PRINCIPAL	PROJECT MANAGER	SENIOR ENGINEER	JUNIOR ENGINEER	COST ESTIMATE	TECHNICIAN	CLERICAL/ WORD PROCESSOR	TOTAL
1	Building System Modifications								0
	Replace Windows	0.5	1	2	7	2	8	2	22.5
	Efficient Lighting	0.5	1	2	7	2	8	2	22.5
	Outside Air Reduction	0.5	1	2	7	2	8	2	22.5
	Controls Upgrade	0.5	1	2	7	2	8	2	22.5
	Subtotal	2	4	8	28	8	32	8	90
									0
2	Building 2 – Preheat System Improvement								0
	Temperature Setpoint	2	4	8	10	4	8	2	38
	Balance Preheat System	2	4	8	10	4	8	2	38
	Subtotal	4	8	16	20	8	16	4	76
									0
	Applications for Funding	2	2	2	3		3	4	16
									0
									0
	TOTAL	8	14	26	51	16	51	16	182
									0
									0
									0
									0
									0
									0
									0
									0
									0
	TOTAL HOURS	8	14	26	51	16	51	16	182
	Times Rate/Hour	$90	$69	$78	$41	$66	$34	$25	
	TOTAL LABOR COSTS	$720	$966	$2,028	$2,091	$1,056	$1,734	$400	$8,995
	SUBTOTAL FEE								$8,995
	PROFIT@10.0%								900
	SUBTOTAL FEE AND PROFIT								$9,895
	EXPENSES:								
	Travel (280 mi x 1 trip x .25/mi)								$70
	TOTAL EXPENSES								$70
	TOTAL FEE								$9,965

ATTACHMENT L

Government Review Comments

WALTER REED ARMY MEDICAL CENTER

FAX TRANSMITTAL SHEET

FROM:	OFFICE SYMBOL	TELE. NUMBER:
Regina Larrabee DPW/Energy Engineer WASHINGTON. DC 20307-5001	MCHL-PW	AUTO. 662-0315 COMM. (202) 782-0315
TO: Ed Caulkins ENTECH		610-373-6667

COMMENTS:

Ed -

1. Enclosed are our comments regarding Prefinal (95%) submittal of EEAP Study.
2. Sorry for the delay.

Regina Larrabee

AUTHORIZED RELEASER / DATE: (MM/DD/YY)

PRIORITY:

MEMORANDUM

FROM: Richard D. Lippy, Henry Adams, Inc.

TO: Mr. Abbas Keshavarz, Walter Reed Army Medical Center

DATE: September 21, 1995

PROJECT: CORPS OF ENGINEERS -
INDEFINITE DELIVERY CONTRACT -
WALTER REED ARMY MEDICAL CENTER
HAI-PROJECT NO. C018700

SUBJECT: Review of "Chilled Water Study EEAP Program" dated August 1995 by ENTECH Engineering

---

At your request we have performed a review of referenced Report Books 1 and 2 that we received September 19, 1995. This review is very limited and comments provided may be addressed somewhere in the report or may not be in the scope of the EEAP Program.

1. Page 1-3: It is unfortunate the EEAP requirements did not allow evaluation of chiller capacity that provides capacity to meet at least the present peak-cooling load. With the development of present day chiller efficiencies and capacities additional capacity may be possible with the same quantity of chillers. It is difficult to determine how the chiller operation was modeled. Models should operate only the required chillers or chiller combinations operating at maximum efficiency for required load.

   It is difficult to determine what energy value was used for base model for comparison with alternatives.

2. Table 1.2

   Alternative No. 3 - Won't the upgrade of free cooling system have added maintenance cost. Added maintenance cost are indicated for Alternatives 6 and 7.

   Alternative No. 5 - Shows same annual savings of maintenance cost as 1 and 4 to upgrade existing plants. No. 5 is a totally new plant and must have lower maintenance cost than upgraded plant.

Should the benefits of energy cost of No. 5 be compared to 1 and 4 for realistic comparison?

Alternative No. 5 - Why isn't there energy savings for off hours chiller operation at lower W.D. and D.B. for improved chiller efficiencies? Also lower rate schedule.

Alternative No. 11 - Do energy savings reflect higher reheat cost in building with constant volume i.e. labs. If air quantities aren't reduced reheat will increase to provide for heat from lights that are removed.

An alternative for ice storage should be more cost effective than chilled water storage. If partial storage is considered.

a. Requires less storage volume.
b. Chiller efficiency is higher when used to melt ice.
c. Lower temperature and higher temperature differences can reduce primary system component sizes, and greatly reduce pumping costs.
d. An ice storage system would provide the opportunity to use low-temperature supply air system.

3. Report does not seem to address benefits of central chiller plant (new or existing) to reduce operation of existing lower efficiency DX systems.

4. Page 3-6

While under date of this report ASHRAE Standard 15 for refrigeration systems was Standard 15-1992. ASHRAE Standard 15-1994 has now been adopted by ASHRAE. There are changes that have minor affect on report. For example only refrigerant leak sensors are required for all refrigerants. Oxygen sensors are not required.

5. It is not clear if new chillers are analyzed based on more than 10 deg F chilled water temperature rise with associated benefits of reduced GPM.

6. It is not clear if maintenance cost projections for existing chillers reflect current CFC cost of $10 per pound. These costs will continue to increase. A chilled water or ice storage system will reduce refrigerant quantities.

7. Fuel oil usage based on deliveries does not show when fuel was actually used.

8. Page 5-9 Process loads and use of chilled water for condenser water is addressed but is never further evaluated. The low efficiency use of chilled water appears to be put back in under preheat coil temperature reset and may overstate preheat coil issue energy savings.

Rebalance may not correct freeze issue if maximum flows for 2 fps are not maintained. For 100% O.A. systems max. freeze potential occurs above design condition when flow through preheat coil is reduced. Maintain constant flow and vary water temperature. Also parallel flow puts hottest water at coolest air. If coils are counter flow lowest water temperature is at coldest air. Construction cost of $30,000 may not address piping, pump and valving changes.

Should a process loop for buildings be evaluated?

9. Page 5-17 Address system shortfall of 3350 tons however report does not provide any suggested method to provide sufficient capacity.

10. Page 7-3 ASHRAE Standard 62-1989 does not simply allow for averaging number of people over entire building area with associated ventilation rate. The prescribed quantity of outdoor air must be maintained in each space.

11. Page 7-8 To allow space temperature of 85° when unoccupied may require more cooling to "pull down" to 75° to get benefit of setback. Often not properly considered by system models.

This report has a lot of useful data and with some additional analysis and consideration of some of the alternates there could be economic solutions to improve energy usage and increase capacity. However, EEAP guidelines may not provide for practical increase of capacity.

COMMENTS: 95% SUBMITTAL EEAP STUDY

1. I question whether or not Operation & Maintenance savings are accurately reflected in this analysis. As a minimum, aging equipment that is replaced by new equipment should breakdown less often. Also, without these equipment replacements, ultimate failure (and replacement) of the existing equipment is not far away.

2. Most of the Alternatives discussed do not seem to address one of the main issues --- the need to eliminate the individual building chillers, and reduce the costs for operating and maintaining this additional equipment scattered all over the post. One of the main goals of the proposal was to expand the centralized chilled water system. Expansion of the chilled water system to provide adequate capacity for all the buildings on Main Post must be part of the analysis. The current equipment configuation is not only inadequate, but cannot be maintained properly by our limited in-house staff.

Regina M Larrabee
Energy Conservation Engineer

AUTHORIZED RELEASER / DATE: (MM/DD/YY)		PRIORITY:
CLASSIFICATION	NO. OF PAGES: (Including this sheet) 5	FAX# COMM. (202) 782-8383 AUTOVON: 662-8383

WRAMC FORM 1267
1 June 90

away.

2. Most of the Alternatives discussed do not seem to address one of the main issues --- the need to eliminate the individual building chillers, and reduce the costs for operating and maintaining this additional equipment scattered all over the post. One of the main goals of the proposal was to expand the centralized chilled water system. Expansion of the chilled water system to provide adequate capacity for all the buildings on Main Post must be part of the analysis. The current equipment configuation is not only inadequate, but cannot be maintained properly by our limited in-house staff.

Regina M Larrabee
Energy Conservation Engineer

Dist: B. Mehrahan
C. SNYDER
B. PRITZ
4130.02

MOBILE DISTRICT PROJECT REVIEW COMMENTS:	DATE: 13 Sept 1995	Page 1 of 1
TO: U.S. Army Corps of Engr. Norfolk District Norfolk, Virginia	FROM: Robert S. Woodruff, CESAM-EN-DM Phone: (334) 694-6074 FAX: (334) 690-2424	
PROJECT/FY: Walter Reed Army Medical Center Chilled Water Study		
LOCATION: Washington, D. C.		
TYPE REVIEW: Pre-Final		

NO.	Page/Par	COMMENT	Response to Comment
1.	Page 1-6	Alternative 13 should be recommended for approval if it meets the ECIP requirements.	
2.	Page 3-6	The total chilled water production capacity listed is different than that listed on page 1-3.	
3.	Page 3-18	The year to year differences in the Contractual Maintenance amounts are very large. Is there a reason for these large differences ?	
4.	Page 4-12	The amount of fuel oil used in the fall and spring differs greatly in these two yearly time periods . Is there a reason for this ?	
5.	Page 5-6 and Page 5-8.	There must be very large process loads in the served facilities to cause the large difference between the calculated loads and chiller log data.	
6.	Page 5-17	The capacity shortfall is almost 30% of the total capacity. Please elaborate on how this significant shortfall is handled.	
7.	Page 6-8	Do the numerous air-cooled DX cooling units have a large effect on the electrical demand ? Please elaborate on handling this load with the central chilled water system or some other more energy efficient means.	
8.	Page 7-3	Alternative No. 8 is based on reducing the amount of outside air. The volume of outside air shown is an estimate. This volume needs to be more accurately measured.	
9.	Page 7-4	Is it possible to estimate the cost of return air systems in order to run an economic analysis for this alternative ?	
10.	Page 7-29	The cost estimates in this alternative appear to be off by a factor of 10. Windows do not cost $47.50 per square foot.	

FWD TO:
ED CAULKINS

Response to Review Comments

Walter Reed Army Medical Center
Chilled Water Study
DACA01-94-D-0037

1. CESAM-EN-DM
Reviewer: Robert S. Woodruff

Item #1 Section 10, Page 10-6 —

Comment: Alternative No. 13 should be recommend for approval if it meets the ECIP requirements.

Response: Section 10, Page 10-6, Paragraph 10.3 explains reasoning for not recommending the Cogeneration Alternative. The scope of the study is for the Central Chilled Water Plant only. In order to prepare the Cogeneration ECO, assumptions regarding the Central Plant heating were made. The results of this Alternative suggest that further investigation of Cogeneration is warranted. However, due to the limited scope of this study, pursuing appropriation for this Alternative would be premature.

Item #2 Section 3, Page 3-6 —

Comment: The total chilled water production capacity listed is different than that listed on Page 1-3.

Response: Page 3-6 has been revised.

Item #3 Section 3, Page 3-18 —

Comment: The year to year differences in the Contractual Maintenance amounts are very large. Is there a reason for those large differences?

Response: Data is based on actual data cost sheets for Contractual Maintenance Services, furnished by WRAMC. Looking at this data, it appears that WRAMC had some major repair work done on specific chillers in 1992 and again in 1994. Fiscal year 1993 indicates more mundane contract repairs were conducted. Reference Attachment J in Book 2 of 2.

Item #4 Section 4, Page 4-12 —

Comment: The amount of fuel oil used in the Fall and Spring differs greatly in those two yearly time periods. Is there a reason for this?

Response: Differences in fuel oil consumption reflect natural gas interruptions due to the severe Winter of 1994.

Item #5 Section 5, Pages 5-6 and 5-8 —

Comment: There must be very large process loads in the served facilities to cause the large difference between the calculated loads and chiller log data.

Response: Entech concurs with the statement as described on Page 5-9.

Item #6 Section 5, Page 5-17 —

Comment: The capacity shortfall is almost 30% of the total capacity. Please elaborate on how this significant shortfall is handled.

Response: Section 6, Page 6-3 - Paragraph 6.2.2, provides information on chilled water deficiencies.

Item #7 Section 6, Page 6-8 —

Comment: Do the numerous air-cooled DX cooling units have a large effect on the electrical demand? Please elaborate on handling this load with the central chilled water system or some other more energy efficient means.

Response: Existing Chilled Water Plant's total — 9,840 tons. We believe that the numerous DX units amount to less than 5% of all site cooling capabilities, which has no significant effect on demand. The scope did not include quantifying or analyzing individual air-cooled DX units. Therefore, sufficient data is not available to elaborate on handling these loads with the central chilled water system or other energy-efficient means.

Item #8 Section 7, Page 7-3 —

Comment: Alternative No. 8 is based on reducing the amount of outside air. The volume of outside air shown is an estimate. This volume needs to be more accurately measured.

Response: Entech agrees with the basis of this statement, however, the only more accurate means to quantify outside air quantities is to actually measure these quantities. Existing testing and balancing reports were not available, and performing an actual balance is beyond the scope of this study.

Item #9 Section 7, Page 7-4 —

Comment: Is it possible to estimate the cost of return air systems in order to run an economic analysis for this Alternative?

Response: Individual building HVAC system evaluations are not within the scope of this study. Therefore, development of cost estimates for return air systems in not included.

Item #10 Section 7, Page 7-29 —

Comment: The cost estimate in this Alternative appears to be off by a factor of 10. Windows do not cost $47.50 per square foot.

Response: Means Building Construction Cost Data indicates windows cost approximately $40/sf for stock windows. Most windows for these buildings are not stock sizes, and therefore, we would not expect the cost to be less than the $47.50/sf of window estimated.

2. **Reviewer:** **Richard D. Lippy**
Henry Adams, Inc.

Item #1 Section 1, Page 1-3 —

Comment: It is unfortunate the EEAP requirements did not allow evaluation of chiller capacity that provides capacity to meet at least the present peak-cooling load. With the development of present day chiller efficiencies and capacities, additional capacity may be possible with the same quantity of chillers. It is difficult to determine how the chiller operations was modeled. Models should operate only the required chillers or chiller combination, operating at maximum efficiency for required load.

It is difficult to determine what energy value was used for base model for comparison with Alternatives.

Response: Chillers were modeled to reflect current operating practices as stated in Section 5.0. Alternative baseline energy costs only reflect the components which are addressed within that Alternative.

Item #2 Section 1, Table 1.2 —

Comment: Alternative No. 3 — Won't the upgrade of free cooling system have added maintenance cost? Added maintenance cost are indicated for Alternatives No. 6 and 7.

Response: Operation of the free cooling system reduces operation of the central chillers. This, in turn, lowers maintenance for the chillers subsequently off-setting any increase from the free cooling system operation.

Comment: Alternative No. 5 — Shows same annual savings of maintenance cost as Alternatives No. 1 and 4 to upgrade existing plants. Alternative No. 5 is a totally new plant and must have lower maintenance cost than upgraded plant.

Response: Entech agrees; however, the stated maintenance costs for all options including existing installtion, are based on chiller-specific maintenance costs only. If should be noted that additional maintenance savings will not effect the economics of this Alternative. The construction cost for this Alternative greatly outweighs any additional maintenance savings benefit. Refer to Comment No. 2 from Regina Larrabee.

Comment: Should the benefits of energy cost of Alternative No. 5 be compared to Alternatives No. 1 and 4 for realistic comparison?

Response: Based on our interpretation of the comment, we believe that the evaluation of each of these Alternatives must be compared against the existing condition. Resulting payback and SIR values will determine the feasibility with each Alternative.

Comment: Alternative No. 5 — Why isn't there energy savings for off-hour chiller operation at lower W.B. and D.B. for improved chiller efficiencies? Also a lower rate schedule.

Response: Section 6, Page 6-51, displays proposed operation of the Chilled Water Plant. The DOE Program incorporates weather data conditions in load and energy calculations.

Comment: Alternative No. 11 — Do energy savings reflect higher reheat cost in building with constant volume, i.e., labs? If air quantities aren't reduced, reheat will increase to provide for heat from lights that are removed.

Response: The DOE Program takes this into account as shown on Table 7.5.4.1 on Page 7-23.

Comment: An Alternative for ice storage should be more cost effective than chilled water storage. If partial storage is considered,

A. Requires less storage volume.
B. Chiller efficiency is higher when used to melt ice.
C. Lower temperature and higher temperature differences can reduce primary system component sizes and greatly reduce pumping costs.

D. An ice storage system would provide the opportunity to use low-temperature supply air system.

Response:

A. Entech concurs that an equivalent size ice storage system is physically smaller than a chilled water storage system due to the increased latent heat of fusion of ice during its phase change to water.

B. Chiller efficiency is higher when used to melt ice. Chiller efficiency is also lower when generating ice at reduced temperatures with a brine solution.

C. It is true that use of lower-temperature chilled water allows for higher operation temperature differences and consequently lower primary water flows. However, the existing HVAC systems on the Post are not designed to operate with lower flow, higher differential temperature chilled water. This type of system can be used; however, system modifications throughout the Post must be made to accommodate its use. These modifications will result in additional capital and maintenance costs to be incorporated into the Life-Cycle Cost Analysis.

D. Entech concurs that an ice storage system does provide the opportunity to use low-temperature supply air systems. However, these systems do not exist on the Post at the present time, and therefore were not considered as part of this study. While renovations could be designed in the future to accommodate low-temperature supply air systems, the entire chilled water system would need to be designed to accommodate this change. This change would increase capital cost for the storage system and the downstream HVAC systems in all connected buildings on the Post.

Item #3

Comment: Report does not seem to address benefits of Central Chiller Plant (new or existing) to reduce operations of existing low efficiency DX systems.

Response: Refer to Robert S. Woodruff review comments, Item #7 of this report.

Item #4 Section 3, Page 3-6 —

Comment: While under date of this report, ASHRAE Standard 15 for refrigeration systems was Standard 15-1992. ASHRAE Standard 15-1994 has now been adopted by ASHRAE. There are changes that have minor affect on report. For example, only refrigerant leak sensors are required for all refrigerants. Oxygen sensors are not required.

Response: Difference is acknowledged. The cost difference between oxygen and refrigerant sensors is insignificant when compared to the overall construction cost of the Alternative.

Item #5

Comment: It is not clear if new chillers are analyzed based on more than 10°F chilled water temperature rise with associated benefits of reduced GPM.

Response: Existing chiller plants, with the exception of Building 49, were designed for a 10°F temperature rise as were the existing building cooling systems. The operating temperature differential was not changed for this evaluation. A change in system operating temperature could be considered but may require existing equipment modification which would increase construction costs and offset additional potential energy savings via reduced pumping horsepower.

Item #6

Comment: It is not clear if maintenance cost projections for existing chillers reflect current CFC cost of $10 per pound. These costs will continue to increase. A chilled water or ice storage system will reduce refrigerant quantities.

Response: Maintenance costs specifically for CFC replacement in existing chillers is not identified. The replacement of individual chillers meets the criteria of payback and SIR regardless of the CFC costs. In Alternatives evaluating the construction of new Chiller Plants, the net effect of CFC replacement costs does not have any appreciable effect on the payback or SIR values. At the time of the study, there is no known quantity of CFC replacement which has been logged on the site.

Item #7

Comment: Fuel oil usage, based on deliveries, does not show when fuel was actually used.

Response: Fuel oil usage data does not affect this study, since this study evaluates the chilled water systems and not the central heating system.

Item #8 Section 5, Page 5-9 —

Comment: Process loads and use of chilled water for condenser water is addressed but is never further evaluated. The low efficiency use of chilled water appears to be put back in under preheat coil temperature reset and may overstate preheat coil issue energy savings.

Rebalance may not correct freeze issue if maximum flows for 2 fps are not maintained. For 100% O.A. systems, maximum freeze potential occurs above design condition when flow through preheat coil is reduced. Maintain constant flow and vary water temperature. Also, parallel flow puts hottest water at coolest air. If coils are counter flow, lowest water temperature is coolest air. Construction cost of $30,000 may not address piping, pump, and valving changes.

Should a process loop for buildings be evaluated?

Response: DOE was rerun using data provided on Page 7-18. This data was provided by WRAMC. The revised DOE results closely resembled actual chiller log data, which in turn, substantiates the statements on Page 5-9.

Freeze protection for preheat coils is a reasonable concern. If the original system design is inadequate to provide freeze protection, additional system modifications would be required to protect these coils. The estimated $30,000 construction cost only covers balancing and adjustment, and does not cover physical changes to equipment and piping design deficiencies.

The addition of a process cooling loop may have some merit; however, this is not part of the scope of this study as it goes into internal building system's design.

Item #9 Section 5, Page 5-17 —

Comment: Address system shortfall of 3350 tons, however, report does not provide any suggested method to provide sufficient capacity.

Response: Section 6, Page 6-2, Paragraph 6.1.1 and Section 1, Page 1-3 state that cooling shortfall solutions will not be addressed nor were they part of the scope.

Item #10 Section 7, Page 7-3 —

Comment: ASHRAE Standard 62-1989 does not simply allow for averaging number of people over entire building area with associated ventilation rate. The prescribed quantity of outdoor air must be maintained in each space.

Response: Detailed evaluation of internal HVAC systems is beyond the scope of this study.

Item #11 Section 7, Page 7-8 —

Comment: To allow space temperature of 85°F, when unoccupied, may require more cooling to "pull down" to 75°F from benefit of setback. Often not properly considered by system models.

Response: The DOE software utilized, operates on an hourly calculation method and does take "pull down" loads into account. Simulations were performed at 80°F and 85°F setbacks in which the latter provided the most savings.

3. MCHL-PW

Reviewer: Regina Larrabee
DPW/Energy Engineer

General Comments —

Item #1 I question whether or not operation and maintenance savings are accurately reflected in this analysis. As a minimum, aging equipment that is replaced by new equipment should breakdown less often. Also, without these equipment replacements, ultimate failure (and replacement) of the existing equipment is not far away.

Response: Existing operation and maintenance savings are based on data received from WRAMC. These costs were reviewed to determine the total cost related to equipment evaluated in the study. Where equipment is replaced, maintenance costs were reduced by 67%. We agree that the operation cost was not reduced. In Alternative No. 5, which proposes a new Chilled Water Plant, we ran a new LCCID with the current operations cost reduced by 50%. The attached results indicate that there is no significant change in SIR or payback.

Alternate No. 5 —

Current Study —

Simple Payback	=	31.30 years
SIR	=	0.50

Revised LCCID —

Simple Payback	=	27.68 years
SIR	=	0.56

Item #2 Most of the Alternatives discussed do not seem to address one of the main issues — the need to eliminate the individual building chillers and reduce the cost for operating and maintaining this additional equipment scattered all over the Post. One of the main goals of the proposal was to expand the centralized chilled water system. Expansion of the chilled water system to provide adequate capacity for all the buildings on Main Post must be part of the analysis. The current equipment configuration is not only inadequate, but cannot be maintained properly by our limited in-house staff.

Response: The desire for an expanded or replacement, centralized Chilled Water Plant is understood by all persons affiliated with this study. This study points out and identifies the known shortages in the current Chilled Water Plants. We also understand the strain which the Main Post experiences in order to keep these numerous systems and components operating. However, the study is subject to the rules and regulation of the EEAP Program. We cannot evaluate existing capacity directly against required capacity. Under the requirements of this study, all recommended Alternatives must meet specified payback and SIR standards. By expanding the plant size to accommodate known shortages, we are negatively impacting the evaluation standards by which each Alternative is measured. Alternatives which propose new Chilled Water Plants are evaluated as equal capacity to the present system. However, the schematic development of these options has been done in a manner which allows for modular growth to accommodate known shortages.

Entech agrees that a new Central Plant would dramatically improve WRAMC's operations, maintenance, and controllability. Unfortunately, a new Chilled Water Plant of this magnitude cannot be financed solely on energy and maintenance savings. The overall cost is too high in comparison with energy saved as identified in Alternatives No. 4 and 5. There are numerous other reasons for a new Central Plant, but these reasons do not fall under the criteria of the EEAP Program.

END OF RESPONSE

LIFE CYCLE COST ANALYSIS SUMMARY — STUDY: WALTER1
ENERGY CONSERVATION INVESTMENT PROGRAM (ECIP) — LCCID FY95 (92)
INSTALLATION & LOCATION: REGION NOS. 3 CENSUS: 3
PROJECT NO. & TITLE:
FISCAL YEAR DISCRETE PORTION NAME: ALT#5
ANALYSIS DATE: 02-14-96 ECONOMIC LIFE 20 YEARS PREPARED BY:

1. INVESTMENT

A. CONSTRUCTION COST	$ 17000000.		
B. SIOH	$ 900000.		
C. DESIGN COST	$ 1000000.		
D. TOTAL COST (1A+1B+1C)	$ 18900000.		
E. SALVAGE VALUE OF EXISTING EQUIPMENT	$	0.	
F. PUBLIC UTILITY COMPANY REBATE	$	0.	
G. TOTAL INVESTMENT (1D - 1E - 1F)			$ 18900000.

2. ENERGY SAVINGS (+) / COST (-)
DATE OF NISTIR 85-3273-X USED FOR DISCOUNT FACTORS OCT 1993

FUEL	UNIT COST $/MBTU(1)	SAVINGS MBTU/YR(2)	ANNUAL $ SAVINGS(3)	DISCOUNT FACTOR(4)	DISCOUNTED SAVINGS(5)
A. ELECT	$ 18.92	27636.	$ 522873.	15.61	$ 8162050.
B. DIST	$ .00	0.	$ 0.	17.56	$ 0.
C. RESID	$ .00	0.	$ 0.	19.97	$ 0.
D. NAT G	$ 3.67	-999.	$ -3666.	20.96	$ -76846.
E. COAL	$ .00	0.	$ 0.	17.58	$ 0.
F. LPG	$ .00	0.	$ 0.	16.12	$ 0.
M. DEMAND SAVINGS			$ 0.	14.74	$ 0.
N. TOTAL		26637.	$ 519207.		$ 8085203.

3. NON ENERGY SAVINGS(+) / COST(-)

A. ANNUAL RECURRING (+/-)		$ 163500.
(1) DISCOUNT FACTOR (TABLE A)	14.74	
(2) DISCOUNTED SAVING/COST (3A X 3A1)		$ 2409990.

B. NON RECURRING SAVINGS(+) / COSTS(-)

ITEM	SAVINGS(+) COST(-) (1)	YR OC (2)	DISCNT FACTR (3)	DISCOUNTED SAVINGS(+)/ COST(-) (4)
d. TOTAL	$ 0.			0.

C. TOTAL NON ENERGY DISCOUNTED SAVINGS(+)/COST(-)(3A2+3Bd4)	$ 2409990.
4. FIRST YEAR DOLLAR SAVINGS 2N3+3A+(3Bd1/(YRS ECONOMIC LIFE))	$ 682707.
5. SIMPLE PAYBACK PERIOD (1G/4)	27.68 YEARS
6. TOTAL NET DISCOUNTED SAVINGS (2N5+3C)	$ 10495190.
7. SAVINGS TO INVESTMENT RATIO (SIR)=(6 / 1G)= (IF < 1 PROJECT DOES NOT QUALIFY)	.56
8. ADJUSTED INTERNAL RATE OF RETURN (AIRR):	.11 %